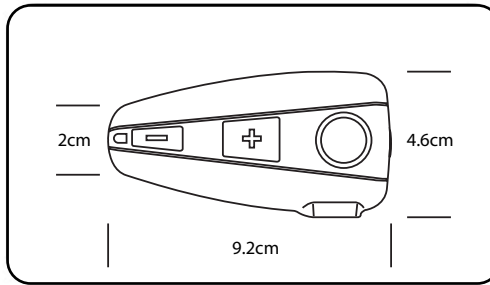
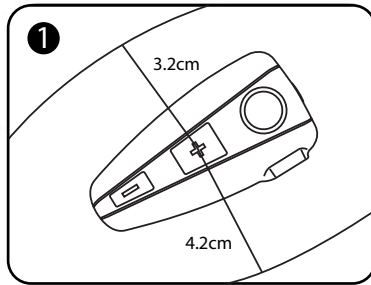
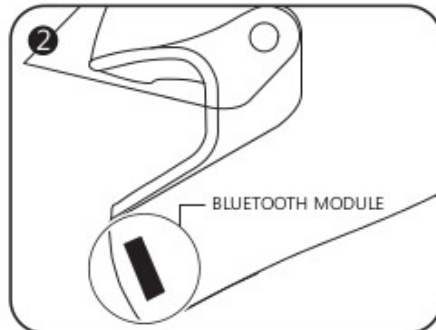


INSTALLATION



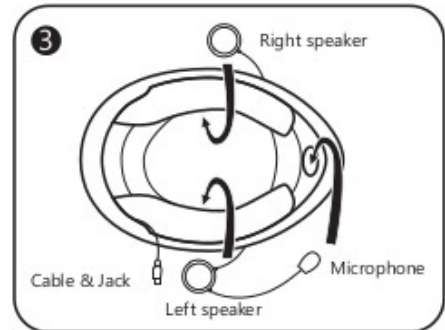
1 The headset plate has been mounted on the left side of the helmet



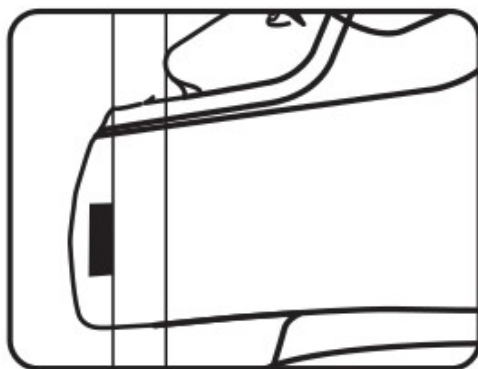
Do Not Attempt Removes And Repairs

Do not attempt to take apart, open, service, or modify the product or power supply. Any evidence of any attempt to open and/or modify the bluetooth headset, will void the Limited Warranty.

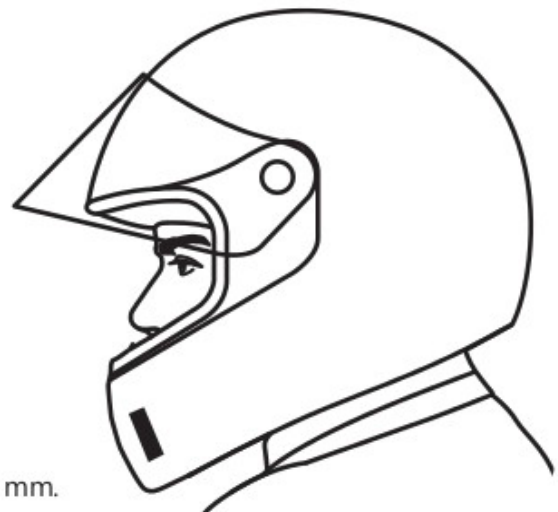
2 The Bluetooth module has been installed into the helmet behind the front vent.



3 Feed cords under the helmet liner if possible and as close to the bottom of the helmet



The antenna is intalled far from the user 50±5 mm.



The equipment has been examined and found to comply with FCC requirements for RF Exposure (KDB 447498) when installed at a distance of 20 mm or more to the head.