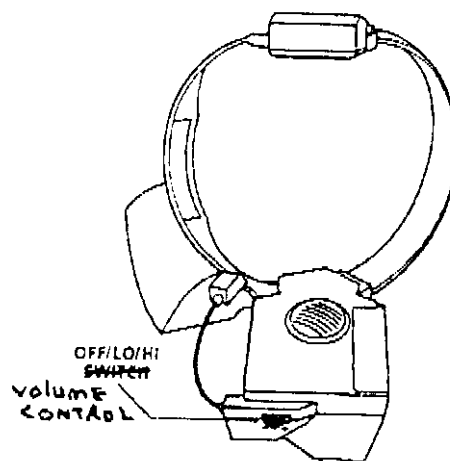
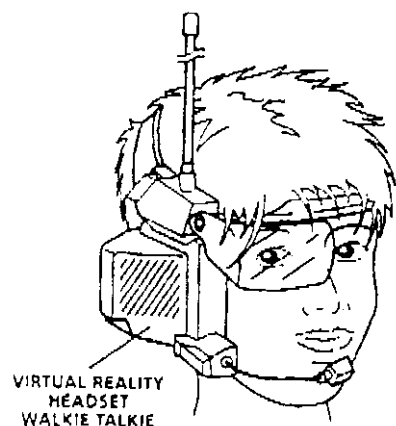


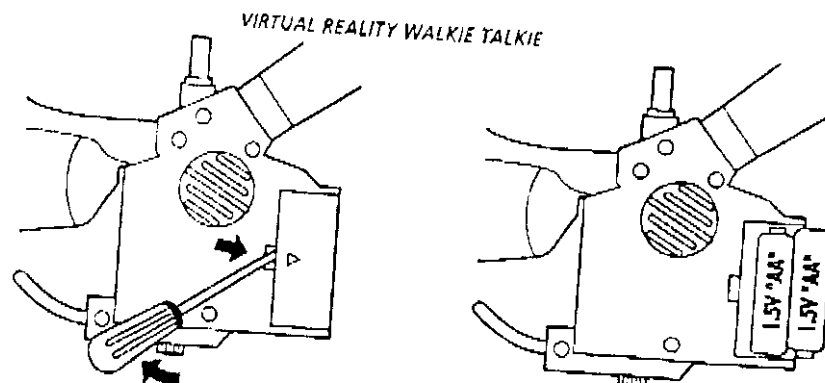
HEADSET WALKIE TALKIE OPERATION MANUAL



HOW TO PLAY:

Virtual Reality Headset Walkie Talkie

Just set the OFF-LO-HI switch located at the bottom of the electronic housing on the right to the desired sound level and you are ready to communicate. It works up to 140 feet outdoors. Operating performance may be affected by surrounding structures and equipment.



SAFE BATTERY USAGE

- Use "AA" size and "AAA" size alkaline batteries for best performance and longer life.
- Non-rechargeable batteries are not to be charged.
- Only batteries of the same or equivalent type as recommended are to be used.
- Batteries are to be inserted with the correct polarities.
- Rechargeable batteries are to be removed from the toy before being charged.
- Exhausted batteries are to be removed from the toy.
- Different types of batteries or new and used batteries are not to be mixed.
- The supply terminals are not to be short-circuited.
- Rechargeable batteries are only to be charged under adult supervision.
- Rechargeable battery & charger for toy:

Parents should draw attention to the fact that any battery charger to be used with the toy should be regularly examined for potential hazards, such as damage to the cable or cord, plug, enclosure or other parts, and that, in the event of such damage, the toy must not be used until that damaged has been properly removed.