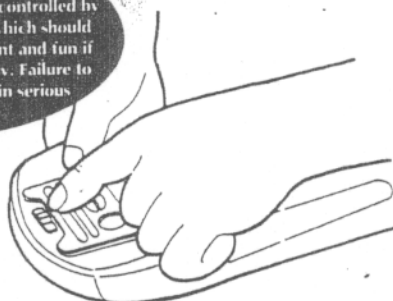


IMPORTANT!
DID YOU KNOW?

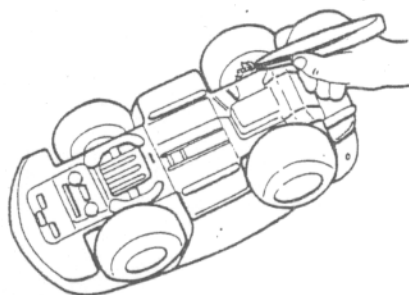
Your new radio control vehicle is controlled by sensitive electronic mechanism which should give you many hours of excitement and fun if you follow the instructions closely. Failure to care for your car could result in serious malfunction.




Always hold transmitter at waist level for best transmission.



DON'T leave car switch ON when not in use. Always turn OFF to conserve battery power and to prevent the car from operating when other CB equipment is being used nearby.




PARENT! Use tweezers to remove foreign matter from car wheels.



DON'T run car over thick carpets.



DON'T run car in water or sand. Always protect inside circuits from water and sand.



DON'T operated near concrete walls which may disturb transmitting.

DRIVING TIPS

1. Operated only on smooth (but not slippery), dry and clean surfaces. Carpets are not recommended since carpet does not provide suitable traction and lint from carpet may damage vehicle.
2. Running vehicle for consecutive periods of 20 minutes or more may cause excessive battery drain.
3. Metal contacts in battery compartment are adjusted to fit batteries correctly. With continuous usage or during transportation, sometimes the metal contacts will become loose. If this should occur, bend metal contacts slightly so batteries will make good contact. Poor contact may also result due to battery contacts dirty or oxidized, clean them with a cloth.

TROUBLE CHECKLIST

PROBLEM	CHECK OR DO
SLOW RESPONSE	Replace transmitter battery
SLUGGISH	Replace vehicle battery
INTERFERENCE OR LIMITED RANGE	Change location
DOES NOT MOVE	Replace all batteries Incorrectly installed batteries Check polarity Dirty or loose contacts between unit and battery Clean or tighten contacts



Warning: Changes or modifications to this unit not expressly approved by the party responsible for compliance could void the user's authority to operate the equipment.