E25848
FIRST EDITION / MARCH 2025

ROG ALLY
GAMING HANDHELD

MORE INFO.

Front View

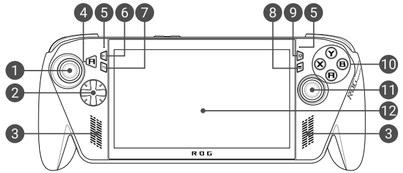

Rear View

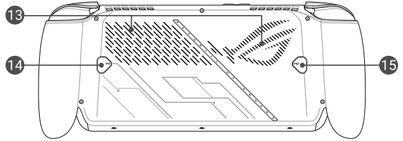

Top View

RC73YA

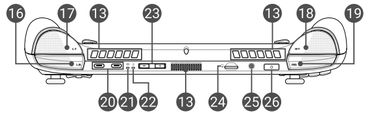

RC73XA

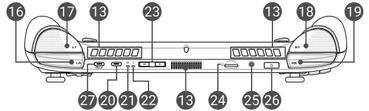

1. Left stick
2. Directional buttons
3. Audio speakers
4. Nexus key
5. Array microphones
6. Command Center button
7. View button
8. Menu button
9. Armoury Crate button
10. A/B/X/Y buttons
11. Right stick
12. Touch screen
13. Air vents
14. Macro 1 button
15. Macro 2 button
16. Left bumper
17. Left trigger
18. Right trigger
19. Right bumper
20. USB 3.2 Gen 2 Type-C®/DisplayPort 1.4/Power Delivery combo port
21. Two-color battery charge indicator
22. Power indicator
23. Volume buttons
24. microSD card slot (supports up to UHS-II, including UHS-I DDR200)
25. Headphone/Headset/Microphone jack
26. Power button/Fingerprint reader
27. USB4®/DisplayPort 1.4/Power Delivery combo port

Getting started

1. Charge your ROG Handheld Console

A. Connect the DC power connector into the ROG Handheld Console's power (DC) input port.

B. Plug the AC power adapter into a 100V~240V power source.

IMPORTANT! Use only the bundled power adapter to charge the battery pack and supply power to your ROG Handheld Console.

NOTE: The power adapter may vary in appearance, depending on model and your region.

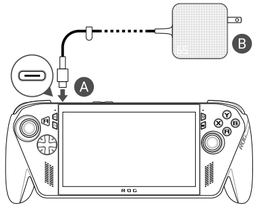

2. Press the power button to turn on your ROG Handheld Console

Safety notices for your ROG Handheld Console

CAUTION!

- This device should only be used in environments with ambient temperatures between 5°C (41°F) and 35°C (95°F).

IMPORTANT!

- Ensure that your device is connected to the power adapter before turning it on for the first time. Always plug the power cord into a wall socket without using any extension cords. For your safety, connect this device to a properly grounded electrical outlet only.
- Never attempt to disassemble and reassemble the device.
- Power supply specifications:
  - Input voltage: 100-240Vac
  - Input frequency: 50-60Hz
  - Rating output current: RC73YA: 3.25A (65W)
    RC73XA: 3.25A (65W) / 5A (100W)
  - Rating output voltage: RC73YA: 20V
    RC73XA: 20V (65W) / 20V (100W)

WARNING!
Read the following precautions for your device's battery:

- Only ASUS-authorized technicians should remove the battery inside the device (for non-removable battery only).
- The battery used in this device may present a risk of fire or chemical burn if removed or disassembled.
- Follow the warning labels for your personal safety.
- Risk of explosion if battery is replaced by an incorrect type.
- Do not dispose of in fire.
- It is recommended to charge the battery regularly for optimal power consumption. If the battery charge is completely depleted, connect the power adapter, turn on your device, and then restart your device to reduce the power consumption.
- Never attempt to short-circuit your device's battery.
- Never attempt to disassemble and reassemble the battery (for non-removable battery only).
- Discontinue usage if leakage is found.
- This battery and its components must be recycled or disposed of properly.
- Keep the battery and other small components away from children.

Avis concernant les batteries remplaçables

- La batterie de l'appareil peut présenter un risque d'incendie ou de brûlure si celle-ci est retirée ou désassemblée.
- La batterie et ses composants doivent être recyclés de façon appropriée.

Copyright Information

You acknowledge that all rights of this Manual remain with ASUS. Any and all rights, including without limitation, in the Manual or website, are and shall remain the exclusive property of ASUS and/or its licensors. Nothing in this Manual intends to transfer any such rights, or to vest any such rights to you.

ASUS PROVIDES THIS MANUAL "AS IS" WITHOUT WARRANTY OF ANY KIND. SPECIFICATIONS AND INFORMATION CONTAINED IN THIS MANUAL ARE FURNISHED FOR INFORMATIONAL USE ONLY, AND ARE SUBJECT TO CHANGE AT ANY TIME WITHOUT NOTICE, AND SHOULD NOT BE CONSTRUED AS A COMMITMENT BY ASUS.

Copyright © 2025 ASUSTeK COMPUTER INC. All Rights Reserved.

Limitation of Liability

Circumstances may arise where because of a default on ASUS' part or other liability, you are entitled to recover damages from ASUS. In each such instance, regardless of the basis on which you are entitled to claim damages from ASUS, ASUS is liable for no more than damages for bodily injury (including death) and damage to real property and tangible personal property; or any other actual and direct damages resulted from omission or failure of performing legal duties under this Warranty Statement, up to the listed contract price of each product.

ASUS will only be responsible for or indemnify you for loss, damages or claims based in contract, tort or infringement under this Warranty Statement.

This limit also applies to ASUS' suppliers and its reseller. It is the maximum for which ASUS, its suppliers, and your reseller are collectively responsible.

UNDER NO CIRCUMSTANCES IS ASUS LIABLE FOR ANY OF THE FOLLOWING: (1) THIRD-PARTY CLAIMS AGAINST YOU FOR DAMAGES; (2) LOSS OF, OR DAMAGE TO, YOUR RECORDS OR DATA; OR (3) SPECIAL, INCIDENTAL, OR INDIRECT DAMAGES OR FOR ANY ECONOMIC CONSEQUENTIAL DAMAGES (INCLUDING LOST PROFITS OR SAVINGS), EVEN IF ASUS, ITS SUPPLIERS OR YOUR RESELLER IS INFORMED OF THEIR POSSIBILITY.

Service and Support

For complete E-Manual version, refer to our multi-language website at:
https://rog.asus.com/support/

MyASUS offers a variety of support features including troubleshooting, products performance optimization, ASUS software integration, and helps you to organize personal desktop and increase storage space. For more details, please visit https://www.asus.com/support/FAQ/1038301/.

Prevention of Hearing Loss

To prevent possible hearing damage, do not listen at high volume levels for long periods.

FCC RF Exposure Information

This device meets the government's requirements for exposure to radio waves. This device is designed and manufactured not to exceed the emission limits for exposure to radio frequency (RF) energy set by the Federal Communications Commission of the U.S. Government. The exposure standard employs a unit of measurement known as the Specific Absorption Rate, or SAR. The SAR limit set by the FCC is 1.6 W/kg. Tests for SAR are conducted using standard operating positions accepted by the FCC with the EUT transmitting at the specified power level in different channels. The FCC has granted an Equipment Authorization for this device with all reported SAR levels evaluated as in compliance with the FCC RF exposure guidelines. SAR information on this device is on file with the FCC and can be found under the Display Grant section of www.fcc.gov/oet/ea/fccid.

FCC 5.925-7.125 GHz Caution Statement

Operation of transmitters in the 5.925-7.125 GHz band is prohibited for control of or communications with unmanned aircraft systems.

FCC RF Caution Statement

WARNING! Any changes or modifications not expressly approved by the party responsible for compliance could void the user's authority to operate this equipment.

The antenna used with this transmitter must not be colocated or operated in conjunction with any other antenna or transmitter subject to the conditions of the FCC Grant.

UL Safety Notices

- DO NOT use this device near water, for example, near a bath tub, wash bowl, kitchen sink or laundry tub, in a wet basement or near a swimming pool.
- DO NOT use this device during an electrical storm. There may be a remote risk of electric shock from lightning.
- DO NOT use this device in the vicinity of a gas leak.

Radiation Exposure Statement

The product comply with the FCC portable RF exposure limit set forth for an uncontrolled environment and are safe for intended operation as described in this manual. The further RF exposure reduction can be achieved if the product can be kept as far as possible from the user body or set the device to lower output power if such function is available.

Coating Notice

IMPORTANT! To provide electrical insulation and maintain electrical safety, a coating is applied to insulate the device except on the areas where the I/O ports are located.

Regional notice for Singapore

Complies with IMDA Standards DB103778

This ASUS product complies with IMDA Standards.

India RoHS

This product complies with the "India E-Waste (Management) Rules, 2016" and prohibits use of lead, mercury, hexavalent chromium, polybrominated biphenyls (PBBs) and polybrominated diphenyl ethers (PBDEs) in concentrations exceeding 0.1% by weight in homogenous materials and 0.01% by weight in homogenous materials for cadmium, except for the exemptions listed in Schedule II of the Rule.

Simplified EU Declaration of Conformity

ASUSTek Computer Inc. hereby declares that this device is in compliance with the essential requirements and other relevant provisions of Directive 2014/53/EU. Full text of EU declaration of conformity is available at https://www.asus.com/support/.

The WiFi operating in the band 5150-5350 MHz shall be restricted to indoor use for countries listed in the table below:

AT	BE	BG	CZ	DK	EE	FR
DE	IS	IE	IT	EL	ES	CY
LV	LI	LT	LU	HU	MT	NL
NO	PL	PT	RO	SI	SK	TR
FI	SE	CH	HR	UK(NI)		

Simplified UKCA Declaration of Conformity

ASUSTek Computer Inc. hereby declares that this device is in compliance with the essential requirements and other relevant provisions of The Radio Equipment Regulations 2017 (S.I. 2017/1206). Full text of UKCA declaration of conformity is available at https://www.asus.com/support/.

The WiFi operating in the band 5150-5350 MHz shall be restricted to indoor use for the country listed below:

UK

CE RED RF Output table (Directive 2014/53/EU)

RC73XA/RC73YA

MT7922A12L

Function	Frequency	Maximum Output Power EIRP (mW)
WiFi	2.4 – 2.4835 GHz	<100
	5.15 – 5.35 GHz	<200
	5.47 – 5.725 GHz	<200
	5.725 – 5.875 GHz*	<25
	5.925 – 6.425 GHz	<200
Bluetooth	2.4 – 2.4835 GHz	<100

Receiver category 1
* Non-Intel modules: 5.725 - 5.85 GHz

a. Low Power Indoor (LPI) Wi-Fi 5.945-6.425 GHz devices:
The device is restricted to indoor use only when operating in the 5945 to 6425 MHz frequency range in Austria (AT), Belgium (BE), Bulgaria (BG), Cyprus (CY), Czech Republic (CZ), Estonia (EE), France (FR), Germany (DE), Iceland (IS), Ireland (IE), Latvia (LV), Luxembourg (LU), Netherlands (NL), Norway (NO), Romania (RO), Slovakia (SK), Slovenia (SI), Spain (ES), Switzerland (CH).

b. Very Low Power (VLP) Wi-Fi 5.945-6.425 GHz devices (portable devices):
The device is not permitted to be used on Unmanned Aircraft Systems (UAS) when operating in the 5945 to 6425 MHz frequency range in Austria (AT), Belgium (BE), Bulgaria (BG), Cyprus (CY), Czech Republic (CZ), Estonia (EE), France (FR), Germany (DE), Iceland (IS), Ireland (IE), Latvia (LV), Luxembourg (LU), Netherlands (NL), Norway (NO), Romania (RO), Slovakia (SK), Slovenia (SI), Spain (ES), Switzerland (CH).

UKCA RF Output table
(The Radio Equipment Regulations 2017)

RC73XA/RC73YA

MT7922A12L

Function	Frequency	Maximum Output Power EIRP (mW)
WiFi	2.4 – 2.4835 GHz	<100
	5.15 – 5.35 GHz	<200
	5.47 – 5.725 GHz	<200
	5.725 – 5.875 GHz*	<25
	5.925 – 6.425 GHz	<200
Bluetooth	2.4 – 2.4835 GHz	<100

Receiver category 1
* Non-Intel modules: 5.725 - 5.85 GHz

a. Low Power Indoor (LPI) Wi-Fi 5.945-6.425 GHz devices:
The device is restricted to indoor use only when operating in the 5925 to 6425 MHz frequency range in the UK.

b. Very Low Power (VLP) Wi-Fi 5.945-6.425 GHz devices (portable devices):
The device is not permitted to be used on Unmanned Aircraft Systems (UAS) when operating in the 5925 to 6425 MHz frequency range in the UK.

Federal Communications Commission Interference Statement

This equipment has been tested and found to comply with the limits for a Class B digital device, pursuant to part 15 of the FCC Rules. These limits are designed to provide reasonable protection against harmful interference in a residential installation. This equipment generates, uses and can radiate radio frequency energy and, if not installed and used in accordance with the instructions, may cause harmful interference to radio communications. However, there is no guarantee that interference will not occur in a particular installation. If this equipment does cause harmful interference to radio or television reception, which can be determined by turning the equipment off and on, the user is encouraged to try to correct the interference by one or more of the following measures:

- Reorient or relocate the receiving antenna.
- Increase the separation between the equipment and receiver.
- Connect the equipment into an outlet on a circuit different from that to which the receiver is connected.
- Consult the dealer or an experienced radio/TV technician for help.

FCC COMPLIANCE INFORMATION

Responsible Party: Asus Computer International
Address: 48720 Kato Rd., Fremont, CA 94538
Phone/Fax No: (510)739-3777/(510)608-4555

Hereby declare that the product

Product Name: Republic of Gamers PC
Model Number: RC73XA

Conforms to the following specifications:

This device complies with part 15 of the FCC Rules. Operation is subject to the following two conditions: (1) This device may not cause harmful interference, and (2) this device must accept any interference received, including interference that may cause undesired operation.

FCC COMPLIANCE INFORMATION

Responsible Party: Asus Computer International
Address: 48720 Kato Rd., Fremont, CA 94538
Phone/Fax No: (510)739-3777/(510)608-4555

Hereby declare that the product

Product Name: Republic of Gamers PC
Model Number: RC73YA

Conforms to the following specifications:

This device complies with part 15 of the FCC Rules. Operation is subject to the following two conditions: (1) This device may not cause harmful interference, and (2) this device must accept any interference received, including interference that may cause undesired operation.

Simplified PSTI Statement of Compliance

ASUSTek Computer Inc. hereby declares that this device is in compliance with the security requirements and other relevant provisions of The Product Security and Telecommunications Infrastructure (Security Requirements for Relevant Connectable Products) Regulations 2023.

Full text of the PSTI Statement of Compliance is available at https://www.asus.com/support/.

USB PD Fast Charging

The power delivered by the charger must be between min 05 Watts required by the radio equipment, and max 65 Watts in order to achieve the maximum charging speed.

05 – 65 W
USB PD

*The above is a description of EU regulations (Radio Equipment Directive). For optimal system performance, use a power adapter with an output rating of 65W or higher.