



STC Test Report

Date : 2011-05-05

Page 1 of 14

No. : HM166602

Applicant (MII001):

Million Industrial Ltd.
9/F., Flat A, Rodeo Centre, 73-79 Larch St., Kowloon,
Hong Kong

Manufacturer:

DALANG MEILI FTY
Da Lang Dong Guan Shui Ping Mangement Area, China

Description of Sample(s):

Submitted Sample(s) said to be:
Product: Walkie Talkie
Brand Name: N/A
Model Number: WT5344/42
FCC ID: MQDMILWT-5344

Date Sample(s) Received:

2011-04-21

Date Tested:

2011-04-26 to 2011-04-28

Investigation Requested:

Perform ElectroMagnetic Interference measurement in
accordance with FCC 47CFR [Codes of Federal Regulations]
Part 15: 2010 and ANSI C63.4:2003 for FCC Certification.

Conclusion(s):

The submitted product COMPLIED with the requirements of
Federal Communications Commission [FCC] Rules and
Regulations Part 15. The tests were performed in accordance
with the standards described above and on Section 2.2 in this
Test Report.

Remark(s):

Dr. LEE Kam Chuen,
Authorized Signatory
ElectroMagnetic Compatibility Department
For and on behalf of
The Hong Kong Standards and Testing Centre Ltd.

The Hong Kong Standards and Testing Centre Ltd.

10 Dai Wang Street, Taipo Industrial Estate, N.T., Hong Kong

Tel: (852) 2666 1888 Fax: (852) 2664 4353 Homepage: www.hkstc.org E-mail: hkstc@hkstc.org



STC Test Report

Date : 2011-05-05

Page 2 of 14

No. : HM166602

CONTENT:

Cover	Page 1 of 14	
Content	Page 2 of 14	
<u>1.0</u>	<u>General Details</u>	
1.1	Test Laboratory	Page 3 of 14
1.2	Equipment Under Test [EUT] Description of EUT operation	Page 3 of 14
1.3	Description of EUT Operation	Page 3 of 14
1.4	Date of Order	Page 3 of 14
1.5	Submitted Sample(s)	Page 3 of 14
1.6	Test Duration	Page 3 of 14
1.7	Country of Origin	Page 3 of 14
<u>2.0</u>	<u>Technical Details</u>	
2.1	Investigations Requested	Page 4 of 14
2.2	Test Standards and Results Summary	Page 4 of 14
<u>3.0</u>	<u>Test Results</u>	
3.1	Emission	Page 5-8 of 14
3.2	Bandwidth Measurement	Page 9-11 of 14
<u>Appendix A</u>		
List of Measurement Equipment		Page 12 of 14
<u>Appendix B</u>		
Photographs		Page 13-14 of 14

The Hong Kong Standards and Testing Centre Ltd.

10 Dai Wang Street, Taipo Industrial Estate, N.T., Hong Kong

Tel: (852) 2666 1888 Fax: (852) 2664 4353 Homepage: www.hkstc.org E-mail: hkstc@hkstc.org

This report shall not be reproduced unless with prior written approval from The Hong Kong Standards and Testing Centre Ltd.
For Conditions of Issuance of this test report, please refer to the overleaf or Homepage



STC Test Report

Date : 2011-05-05

Page 3 of 14

No. : HM166602

1.0 General Details

1.1 Test Laboratory

The Hong Kong Standards and Testing Centre Ltd.
EMC Laboratory
10 Dai Wang Street, Taipo Industrial Estate
New Territories, Hong Kong

Telephone: 852 2666 1888
Fax: 852 2664 4353

1.2 Equipment Under Test [EUT] Description of Sample(s)

Submitted sample(s) said to be:

Product: Walkie Talkie
Manufacturer: DALANG MEILI FTY
Brand Name: N/A
Model Number: WT5344/42
Input Voltage: 9Vd.c. ("6F22" size battery x 1)

1.3 Description of EUT Operation

The Equipment Under Test (EUT) is a Million Industrial Ltd., Walkie Talkie. The transmitter is a button transmitter. The EUT continues to transmit while button is being pressed. Modulation by microphone and type is amplitude modulation.

1.4 Date of Order

2011-04-21

1.5 Submitted Sample(s):

2 Sample(s)

1.6 Test Duration

2011-04-26 to 2011-04-28

1.7 Country of Origin

China

The Hong Kong Standards and Testing Centre Ltd.

10 Dai Wang Street, Taipo Industrial Estate, N.T., Hong Kong

Tel: (852) 2666 1888 Fax: (852) 2664 4353 Homepage: www.hkstc.org E-mail: hkstc@hkstc.org

This report shall not be reproduced unless with prior written approval from The Hong Kong Standards and Testing Centre Ltd.
For Conditions of Issuance of this test report, please refer to the overleaf or Homepage



STC Test Report

Date : 2011-05-05

Page 4 of 14

No. : HM166602

2.0 Technical Details

2.1 Investigations Requested

Perform ElectroMagnetic Interference measurement in accordance with FCC 47CFR [Codes of Federal Regulations] Part 15:2010 and ANSI C63.4:2003 for FCC Certification.

2.2 Test Standards and Results Summary Tables

EMISSION Results Summary					
Test Condition	Test Requirement	Test Method	Class / Severity	Test Result	
				Pass	Failed
Field Strength of Fundamental Emissions & Spurious Emissions	FCC 47CFR 15.235	ANSI C63.4:2003	N/A	<input checked="" type="checkbox"/>	<input type="checkbox"/>
Radiated Emissions, 30MHz to 1GHz	FCC 47CFR 15.209	ANSI C63.4:2003	N/A	<input checked="" type="checkbox"/>	<input type="checkbox"/>

Note: N/A - Not Applicable

The Hong Kong Standards and Testing Centre Ltd.

10 Dai Wang Street, Taipo Industrial Estate, N.T., Hong Kong

Tel: (852) 2666 1888 Fax: (852) 2664 4353 Homepage: www.hkstc.org E-mail: hkstc@hkstc.org

This report shall not be reproduced unless with prior written approval from The Hong Kong Standards and Testing Centre Ltd.
For Conditions of Issuance of this test report, please refer to the overleaf or Homepage



STC Test Report

Date : 2011-05-05

Page 5 of 14

No. : HM166602

3.0 Test Results

3.1 Emission

3.1.1 Radiated Emissions (30 – 1000MHz)

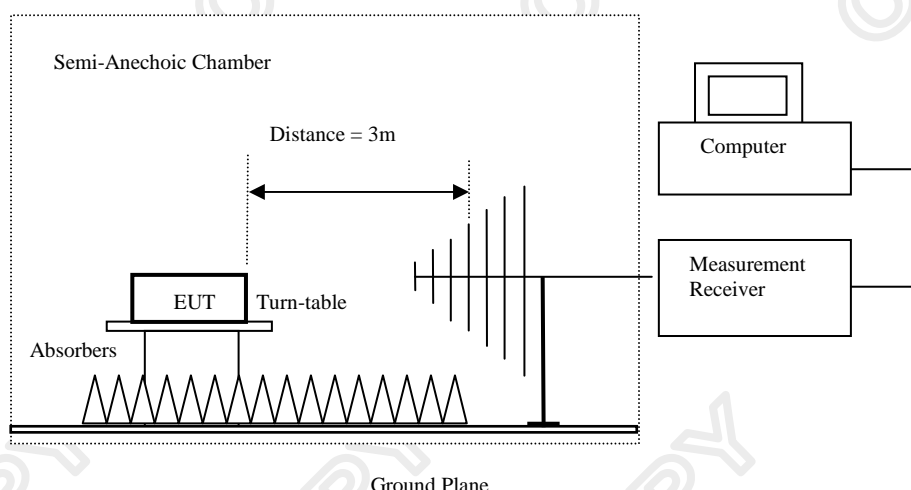
Test Requirement:	FCC 47CFR 15.209
Test Method:	ANSI C63.4:2003
Test Date:	2011-04-28
Mode of Operation:	Tx mode / Rx mode

Test Method:

The sample was placed 0.8m above the ground plane on a standard radiated emission test site. Measurements in both horizontal and vertical polarities were performed. During the test, each emission was maximized by: having the EUT continuously working, investigated all operating modes, rotated about all 3 axis (X, Y & Z) and considered typical configuration to obtain worst position, manipulating interconnecting cables, rotating turntable, varying antenna height from 1m to 4m in both horizontal and vertical polarizations. In the frequency range of 9kHz to 30MHz, The center of the loop antenna shall be 1 meter above the ground and rotated loop axis for maximum reading. The emissions worst-case are shown in Test Results of the following pages.

*: Semi-anechoic chamber located on the G/F of The Hong Kong Standards and Testing Centre Ltd. with a metal ground plane filed with the FCC pursuant to section 2.948 of the FCC rules, with Registration Number: 607756.

Test Setup:



Absorbers placed on top of the ground plane are for measurements above 1000MHz only.

The Hong Kong Standards and Testing Centre Ltd.

10 Dai Wang Street, Taipo Industrial Estate, N.T., Hong Kong

Tel: (852) 2666 1888 Fax: (852) 2664 4353 Homepage: www.hkstc.org E-mail: hkstc@hkstc.org

This report shall not be reproduced unless with prior written approval from The Hong Kong Standards and Testing Centre Ltd.
For Conditions of Issuance of this test report, please refer to the overleaf or Homepage



STC Test Report

Date : 2011-05-05

Page 6 of 14

No. : HM166602

Limits for Field Strength of Fundamental Emissions [FCC 47CFR 15.235]:

Frequency Range of Fundamental [MHz]	Field Strength of Fundamental Emission [Peak] [μV/m]	Field Strength of Fundamental Emission [Average] [μV/m]
49.82-49.90	100,000	10,000

Results of Tx Mode: PASS

Field Strength of Fundamental Emissions Peak Value						
Frequency MHz	Measured Level @3m dBμV	Correction Factor dB/m	Field Strength dBμV/m	Field Strength μV/m	Limit @3m μV/m	E-Field Polarity
49.86	39.7	9.4	49.1	285.1	100,000	Vertical

Field Strength of Fundamental Emissions Average Value						
Frequency MHz	Measured Level @3m dBμV	Correction Factor dB/m	Field Strength dBμV/m	Field Strength μV/m	Limit @3m μV/m	E-Field Polarity
49.86	39.5	9.4	48.9	278.6	10,000	Vertical

Remarks:

According to FCC 47CFR15.35, the limit on the radio frequency emissions as measured using instrumentation with a peak detector function, corresponding to 20dB above the maximum permitted average limit for the frequency being investigated unless a different peak emission limit is otherwise specified in the rules.

For effective averaging, the bandwidth of the video filter must be greater than the resolution bandwidth. The higher the ratio of resolution bandwidth to video bandwidth, the greater the averaging will be recorded. Below setting for HP8572A EMI Receiver.

Resolution Bandwidth =10kHz
Video Bandwidth =10kHz

No additional spurious emissions found between lowest internal used/generated frequency and 30 MHz. Correction Factor includes Antenna Factor and Cable Attenuation.

Calculated measurement uncertainty: 30MHz to 1GHz 5.1dB

The Hong Kong Standards and Testing Centre Ltd.

10 Dai Wang Street, Taipo Industrial Estate, N.T., Hong Kong

Tel: (852) 2666 1888 Fax: (852) 2664 4353 Homepage: www.hkstc.org E-mail: hkstc@hkstc.org

This report shall not be reproduced unless with prior written approval from The Hong Kong Standards and Testing Centre Ltd.
For Conditions of Issuance of this test report, please refer to the overleaf or Homepage



STC Test Report

Date : 2011-05-05

Page 7 of 14

No. : HM166602

Limits for Radiated Emissions [FCC 47 CFR 15.209]:

Frequency Range [MHz]	Quasi-Peak Limits [μV/m]
0.009-0.490	2400/F (kHz)
0.490-1.705	24000/F (kHz)
1.705-30	30
30-88	100
88-216	150
216-960	200
Above960	500

The emission limits shown in the above table are based on measurement employing a CISPR quasi-peak detector and above 1000MHz are based on measurements employing an average detector.

Result of Tx Mode (9kHz – 30MHz): PASS

Emissions detected are more than 20 dB below the FCC Limits.

Results of Tx Mode (30MHz – Above 960MHz): PASS

Radiated Emissions Quasi-Peak						
Frequency MHz	Measured Level @3m dBμV	Correction Factor dB/m	Field Strength dBμV	Field Strength μV/m	Limit @3m μV/m	E-Field Polarity
99.72	8.8	9.2	18.0	7.9	150	Vertical
149.58	7.3	9.4	16.7	6.8	150	Vertical
199.44	< 1.0	11.7	< 12.7	< 4.3	150	Vertical
249.30	< 1.0	13.9	< 14.9	< 5.6	200	Vertical
299.16	< 1.0	13.9	< 14.9	< 5.6	200	Vertical
349.02	< 1.0	16.7	< 17.7	< 7.7	200	Vertical
398.88	< 1.0	17.2	< 18.2	< 8.1	200	Vertical
448.74	< 1.0	19.1	< 20.1	< 10.1	200	Vertical
498.60	< 1.0	20.8	< 21.8	< 12.3	200	Vertical

Remarks:

No additional spurious emissions found between lowest internal used/generated frequency and 30 MHz
Correction Factor includes Antenna Factor and Cable Attenuation.

Calculated measurement uncertainty: 30MHz to 1GHz 5.1dB

The Hong Kong Standards and Testing Centre Ltd.

10 Dai Wang Street, Taipo Industrial Estate, N.T., Hong Kong

Tel: (852) 2666 1888 Fax: (852) 2664 4353 Homepage: www.hkstc.org E-mail: hkstc@hkstc.org

This report shall not be reproduced unless with prior written approval from The Hong Kong Standards and Testing Centre Ltd.
For Conditions of Issuance of this test report, please refer to the overleaf or Homepage



STC Test Report

Date : 2011-05-05

Page 8 of 14

No. : HM166602

Limits for Radiated Emissions [FCC 47 CFR 15.209]:

Frequency Range [MHz]	Quasi-Peak Limits [$\mu\text{V/m}$]
0.009-0.490	2400/F (kHz)
0.490-1.705	24000/F (kHz)
1.705-30	30
30-88	100
88-216	150
216-960	200
Above 960	500

The emission limits shown in the above table are based on measurement employing a CISPR quasi-peak detector and above 1000MHz are based on measurements employing an average detector.

Result of Rx Mode (9kHz – 30MHz): PASS

Emissions detected are more than 20 dB below the FCC Limits

Results of Rx Mode (30MHz – Above 960MHz): PASS

Radiated Emissions Quasi-Peak						
Frequency MHz	Measured Level @3m dB μV	Correction Factor dB/m	Field Strength dB μV	Field Strength $\mu\text{V/m}$	Limit @3m $\mu\text{V/m}$	E-Field Polarity
48.5	9.3	9.6	18.9	8.8	100	Vertical
95.6	6.0	9.1	15.1	5.7	150	Vertical
124.4	12.5	7.8	20.3	10.4	150	Vertical
195.8	5.6	11.5	17.1	7.2	150	Vertical
372.2	11.3	17.1	28.4	26.3	150	Vertical
398.6	18.3	17.2	35.5	59.6	200	Vertical

Remarks:

No additional spurious emissions found between lowest internal used/generated frequency and 30 MHz
Correction Factor includes Antenna Factor and Cable Attenuation.

Calculated measurement uncertainty: 30MHz to 1GHz 5.1dB

The Hong Kong Standards and Testing Centre Ltd.

10 Dai Wang Street, Taipo Industrial Estate, N.T., Hong Kong

Tel: (852) 2666 1888 Fax: (852) 2664 4353 Homepage: www.hkstc.org E-mail: hkstc@hkstc.org

This report shall not be reproduced unless with prior written approval from The Hong Kong Standards and Testing Centre Ltd.
For Conditions of Issuance of this test report, please refer to the overleaf or Homepage



STC Test Report

Date : 2011-05-05

Page 9 of 14

No. : HM166602

3.2 20dB Bandwidth of Fundamental Emission

Test Requirement:	FCC 47 CFR 15.235
Test Method:	ANSI C63.4:2003 (Section 13.7)
Test Date:	2011-04-26
Mode of Operation:	On mode

Test Method:

The bandwidth is measured at an amplitude level reduced from the reference level by a specified ratio. The reference level is the level of the highest amplitude signal observed from the transmitter at the fundamental frequency. Once the reference level is established, the equipment is conditioned with typical modulating signal to produce the worst-case (i.e. the widest) bandwidth.

Test Setup:

As Test Setup of clause 3.1.1 in this test report.

The Hong Kong Standards and Testing Centre Ltd.

10 Dai Wang Street, Taipo Industrial Estate, N.T., Hong Kong

Tel: (852) 2666 1888 Fax: (852) 2664 4353 Homepage: www.hkstc.org E-mail: hkstc@hkstc.org

This report shall not be reproduced unless with prior written approval from The Hong Kong Standards and Testing Centre Ltd.
For Conditions of Issuance of this test report, please refer to the overleaf or Homepage



STC Test Report

Date : 2011-05-05

Page 10 of 14

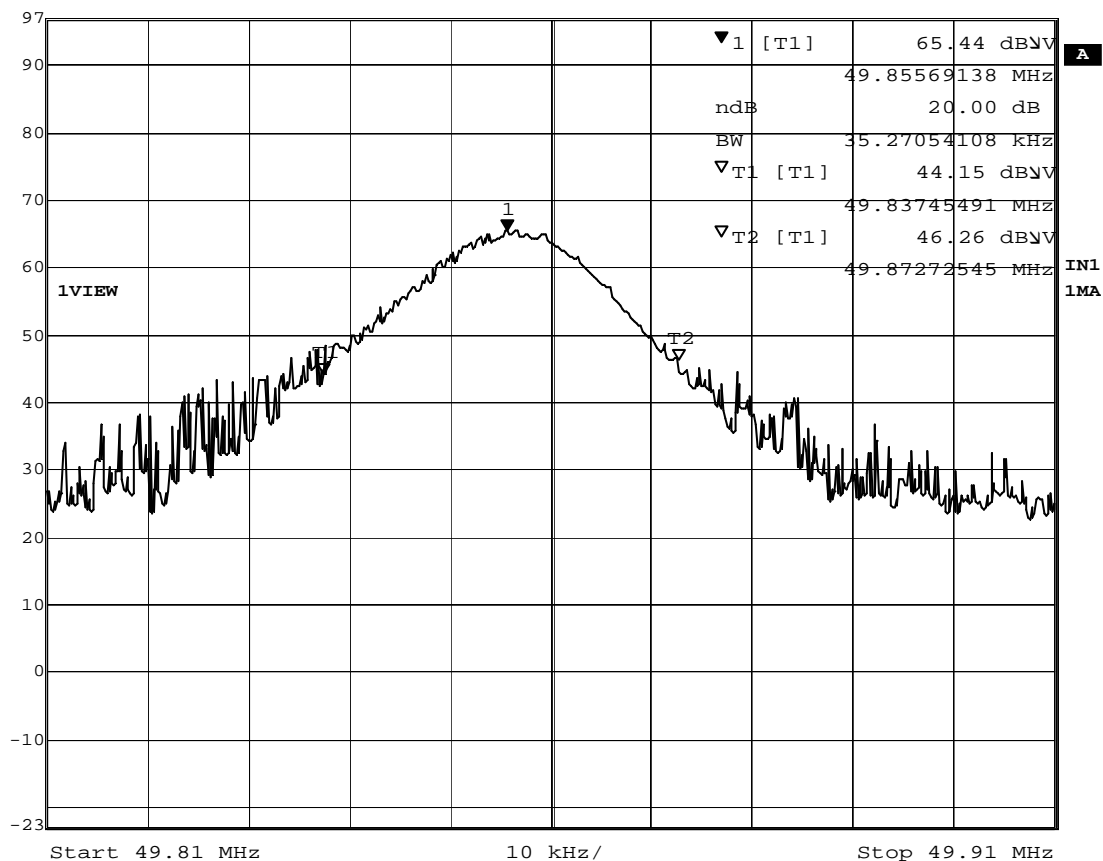
No. : HM166602

Limits for 20dB Bandwidth of Fundamental Emission:

Frequency Range [MHz]	20dB Bandwidth [kHz]	FCC Limits [MHz]
49.86	35.27	within 49.82-49.90

20dB Bandwidth of Fundamental Emission

Ref Lvl	Marker 1 [T1 ndB]	RBW	10 kHz	RF Att	10 dB
97 dBμV	ndB	20.00 dB	VBW	10 kHz	
	BW	35.27054108 kHz	SWT	50 ms	Unit dBμV



Date: 26.APR.2011 21:04:37

The Hong Kong Standards and Testing Centre Ltd.

10 Dai Wang Street, Taipo Industrial Estate, N.T., Hong Kong

Tel: (852) 2666 1888 Fax: (852) 2664 4353 Homepage: www.hkstc.org E-mail: hkstc@hkstc.org

This report shall not be reproduced unless with prior written approval from The Hong Kong Standards and Testing Centre Ltd.
For Conditions of Issuance of this test report, please refer to the overleaf or Homepage

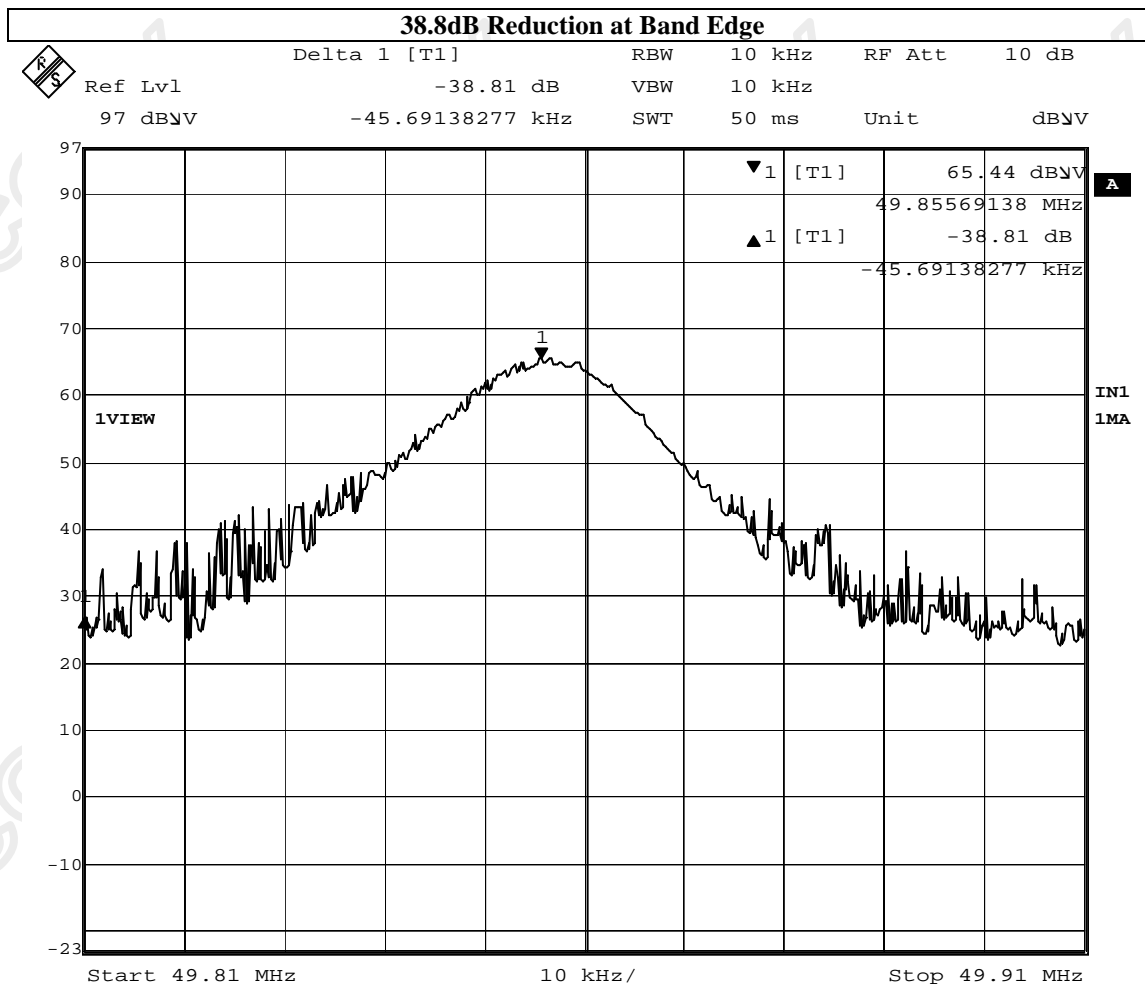


STC Test Report

Date : 2011-05-05

Page 11 of 14

No. : HM166602



Date: 26.APR.2011 21:03:21

The Hong Kong Standards and Testing Centre Ltd.

10 Dai Wang Street, Taipo Industrial Estate, N.T., Hong Kong

Tel: (852) 2666 1888 Fax: (852) 2664 4353 Homepage: www.hkstc.org E-mail: hkstc@hkstc.org

This report shall not be reproduced unless with prior written approval from The Hong Kong Standards and Testing Centre Ltd.
For Conditions of Issuance of this test report, please refer to the overleaf or Homepage



STC Test Report

Date : 2011-05-05

Page 12 of 14

No. : HM166602

Appendix A

List of Measurement Equipment

Radiated Emission

EQP NO.	DESCRIPTION	MANUFACTURER	MODEL NO.	SERIAL NO.	LAST CAL	DUE CAL
EM020	HORN ANTENNA	EMCO	3115	4032	2009/09/02	2011/09/02
EM215	MULTIDEVICE CONTROLLER	EMCO	2090	00024676	N/A	N/A
EM216	MINI MAST SYSTEM	EMCO	2075	00026842	N/A	N/A
EM217	ELECTRIC POWERED TURNABLE	EMCO	2088	00029144	N/A	N/A
EM218	ANECHOIC CHAMBER	ETS-Linggren	FACT-3	--	2010/10/25	2011/10/25
EM174	BICONILOG ANTENNA	EMCO	3142B	1671	2010/02/09	2012/02/09
EM229	EMI Test Receiver	R&S	ESIB40	100248	2010/11/02	2011/11/02
EM022	LOOP ANTENNA	EMCO	6502	1189-2424	2009/09/07	2011/09/07

Remarks:-

CM Corrective Maintenance
N/A Not Applicable or Not Available
TBD To Be Determined

The Hong Kong Standards and Testing Centre Ltd.

10 Dai Wang Street, Taipo Industrial Estate, N.T., Hong Kong

Tel: (852) 2666 1888 Fax: (852) 2664 4353 Homepage: www.hkstc.org E-mail: hkstc@hkstc.org

This report shall not be reproduced unless with prior written approval from The Hong Kong Standards and Testing Centre Ltd.
For Conditions of Issuance of this test report, please refer to the overleaf or Homepage



STC Test Report

Date : 2011-05-05

Page 13 of 14

No. : HM166602

Appendix B

Photographs of EUT


Front View of the product




Rear View of the product



Inner Circuit Top View



Inner Circuit Bottom View



The Hong Kong Standards and Testing Centre Ltd.

10 Dai Wang Street, Taipo Industrial Estate, N.T., Hong Kong

Tel: (852) 2666 1888 Fax: (852) 2664 4353 Homepage: www.hkstc.org E-mail: hkstc@hkstc.org

This report shall not be reproduced unless with prior written approval from The Hong Kong Standards and Testing Centre Ltd.
For Conditions of Issuance of this test report, please refer to the overleaf or Homepage



STC Test Report


Date : 2011-05-05

Page 14 of 14

No. : HM166602

Photographs of EUT

Measurement of Radiated Emission Test Set Up



******* End of Test Report *******

The Hong Kong Standards and Testing Centre Ltd.

10 Dai Wang Street, Taipo Industrial Estate, N.T., Hong Kong

Tel: (852) 2666 1888 Fax: (852) 2664 4353 Homepage: www.hkstc.org E-mail: hkstc@hkstc.org

This report shall not be reproduced unless with prior written approval from The Hong Kong Standards and Testing Centre Ltd.
For Conditions of Issuance of this test report, please refer to the overleaf or Homepage