

Date: 2004-02-11

TEST REPORT

Page 1 of 16

No.: HM112604

FCC PART 15 SUBPART C CERTIFICATION REPORT

FOR LOW POWER TRANSMITTER

TEST REPORT No.: HM112604

Equipment Under Test [EUT]:

Model Number:

Applicant:

FCC ID :

Walkie Talkie

MIL538R

Million Industrial Ltd.

MQDMIL538R

Date: 2004-02-11

TEST REPORT

Page 2 of 16

No.: HM112604

CONTENT:

Cover	Page 1 of 16	
Content	Page 2-3 of 16	
Conclusion	Page 4 of 16	
<u>1.0</u>	<u>General Details</u>	
1.1	Test Laboratory	Page 5 of 16
1.2	Applicant Details	Page 5 of 16
	Applicant	
	HKSTC Code Number for Applicant	
	Manufacturer	
1.3	Equipment Under Test [EUT]	Page 6 of 16
	Description of EUT operation	
1.4	Date of Order	Page 6 of 16
1.5	Submitted Sample	Page 6 of 16
1.6	Test Duration	Page 6 of 16
1.7	Country of Origin	Page 6 of 16
1.8	Additional Information of EUT	Page 7 of 16
<u>2.0</u>	<u>Technical Details</u>	
2.1	Investigations Requested	Page 8 of 16
2.2	Test Standards and Results Summary	Page 8 of 16
<u>3.0</u>	<u>Test Results</u>	
3.1	Emission	Page 9-11 of 16
3.2	Bandwidth Measurement	Page 12-13 of 16

Date: 2004-02-11

No.: HM112604

TEST REPORT

Page 3 of 16

Appendix A

List of Measurement Equipment

Page 14 of 16

Appendix B

Photographs

Page 15-16 of 16

Date: 2004-02-11

TEST REPORT

Page 4 of 16

No.: HM112604

CONCLUSION

The submitted product was deemed to have COMPLIED with the requirements of Federal Communications Commission [FCC] Rules and Regulations Part 15. The tests were performed in accordance with the standards described above and on Section 2.2 in this Test Report.

Verified by
Ivan Toa

K C Lee
for Chief Executive

Date: 2004-02-11

TEST REPORT

Page 5 of 16

No.: HM112604

1.0 General Details

1.1 Test Laboratory

The Hong Kong Standards and Testing Centre Ltd.
EMC Laboratory
10 Dai Wang Street, Taipo Industrial Estate
New Territories, Hong Kong

Telephone: 852 2666 1888
Fax: 852 2664 4353

1.2 Applicant Details **Applicant**

MILLION INDUSTRIAL LTD.
Flat A, 9/F., Rodeo Centre 73-79 Larch St.,
Tai Kok Tsui, Kowloon, Hong Kong.

HKSTC Code Number for Applicant

MII001

Manufacturer

MILLION INDUSTRIAL LTD.
Flat A, 9/F., Rodeo Centre 73-79 Larch St.,
Tai Kok Tsui, Kowloon, Hong Kong.

Date: 2004-02-11

TEST REPORT

Page 6 of 16

No.: HM112604

1.3 Equipment Under Test [EUT]

Description of Sample

Product: Walkie Talkie
Manufacturer: Million Industrial Ltd.
Brand Name: MILLION
Model Number: MIL538R
Input Voltage: 9Vd.c ("6F22" size battery x 1)

1.3.1 Description of EUT Operation

The Equipment Under Test(EUT) is an Million Industrial Ltd., Walkie Talkie. The transmitter is a 2 button transmitter. The EUT continues to transmit while button is being pressed. It is voice transmission, Modulation by Mic. and tape is frequency modulation.

1.4 Date of Order

2004-01-15

1.5 Submitted Sample(s):

1 Sample per model

1.6 Test Duration

2004-02-09

1.7 Country of Origin

China

Date: 2004-02-11

TEST REPORT

Page 7 of 16

No.: HM112604

1.8 Additional Information of EUT

	Submitted	Not Available
User Manual	<input checked="" type="checkbox"/>	<input type="checkbox"/>
Part List	<input checked="" type="checkbox"/>	<input type="checkbox"/>
Circuit Diagram	<input checked="" type="checkbox"/>	<input type="checkbox"/>
Printed Circuit Board [PCB] Layout	<input checked="" type="checkbox"/>	<input type="checkbox"/>
Block diagram	<input checked="" type="checkbox"/>	<input type="checkbox"/>
FCC ID Label	<input checked="" type="checkbox"/>	<input type="checkbox"/>

Date: 2004-02-11

TEST REPORT

Page 8 of 16

No.: HM112604

2.0 Technical Details

2.1 Investigations Requested

Perform ElectroMagnetic Interference measurement in accordance with FCC 47CFR [Codes of Federal Regulations] Part 15 and ANSI C63.4:2000 for FCC Certification.

2.2 Test Standards and Results Summary Tables

EMISSION Results Summary						
Test Condition	Test Requirement	Test Method	Class / Severity	Test Result		
				Pass	Failed	N/A
Radiated Emissions, 1.705MHz to 1GHz	FCC 47CFR 15.209	ANSI C63.4:2000	Class B	<input checked="" type="checkbox"/>	<input type="checkbox"/>	<input type="checkbox"/>
Conducted Emissions on AC, 0.15MHz to 30MHz	FCC 47CFR 15.207	ANSI C63.4:2000	Class B	<input type="checkbox"/>	<input type="checkbox"/>	<input checked="" type="checkbox"/>

Note: N/A - Not Applicable

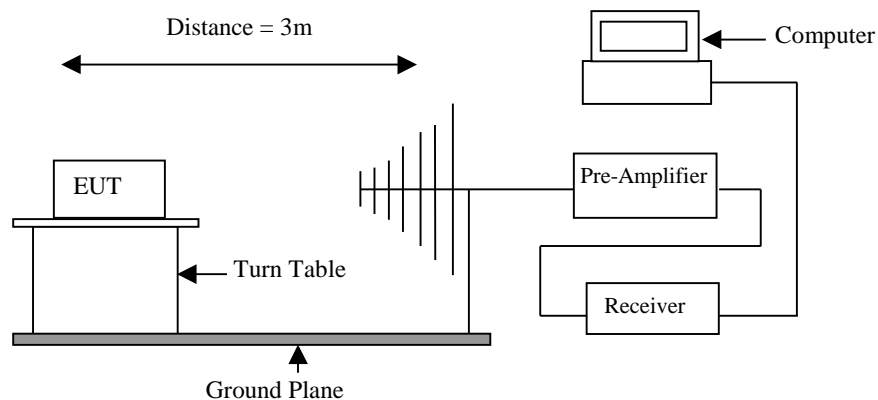
3.0 Test Results**3.1 Emission****3.1.1 Radiated Emissions (1.705 – 1000MHz)**

Test Requirement:	FCC 47CFR 15.209
Test Method:	ANSI C63.4: 2000
Test Date:	2004-02-09
Mode of Operation:	On mode

Test Method:

The sample was placed 0.8m above the ground plane on the OATS *. Measurements in both horizontal and vertical polarities were performed. During the test, each emission was maximized by: having the EUT continuously working, investigated all operating modes, rotated about all 3 axis (X, Y & Z) and considered typical configuration to obtain worst position, manipulating interconnecting cables, rotating turntable, varying antenna height from 1m to 4m in both horizontal and vertical polarizations. The emissions worst-case are shown in Test Results of the following pages.

*: OATS [Open Area Test Site] located at HKSTC with a metal ground plane filed with the FCC pursuant to section 2.948 of the FCC rules, with Registration Number: 90657.

Test Setup:

Date: 2004-02-11

TEST REPORT

Page 10 of 16

No.: HM112604

Limits for Radiated Emissions [FCC 47 CFR 15.209 Class B]:

Frequency Range [MHz]	Quasi-Peak Limits [μV/m]
1.705-30	3000
30-88	100
88-216	150
216-960	200
Above 960	500

The emission limits shown in the above table are based on measurement employing a CISPR quasi-peak detector and above 1000MHz are based on measurements employing an average detector.

Results:

Radiated Emissions Peak Value						
Frequency MHz	Measured Level @3m dBμV/m	Correction Factor dBμV/m	Field Strength dBμV/m	Field Strength μV/m	Limit @3m μV/m	E-Field Polarity
26.69	14.8	21.9	36.7	68.4	3,000	Vertical

Remarks:

Correction Factor included Antenna Factor and Cable Attenuation.

Calculated measurement uncertainty : 30MHz to 1GHz ±5.7dB

Date: 2004-02-11

TEST REPORT

Page 11 of 16

No.: HM112604

3.1.1 Conducted Emissions (0.15MHz to 30MHz)

Test Requirement:	FCC 47CFR 15.107
Test Method:	ANSI C63.4:2000
Test Date:	2004-02-09
Mode of Operation:	N/A

Results: N/A

The EUT is operated by a single source of internal battery power [located in the battery compartment], therefore power line conducted emission was deemed unnecessary.

Date: 2004-02-11

TEST REPORT

Page 12 of 16

No.: HM112604

3.2 20dB Bandwidth of Fundamental Emission

Test Requirement:	FCC 47 CFR 15.227
Test Method:	ANSI C63.4: 2000 (Section 13.1.7)
Test Date:	2004-02-09
Mode of Operation:	On mode

Test Method:

The bandwidth is measured at an amplitude level reduced from the reference level by a specified ratio. The reference level is the level of the highest amplitude signal observed from the transmitter at the fundamental frequency. Once the reference level is established, the equipment is conditioned with typical modulating signal to produce the worst-case (i.e. the widest) bandwidth.

Test Setup:

As Test Setup of clause 3.1.1 in this test report.

Date: 2004-02-11

TEST REPORT

Page 13 of 16

No.: HM112604

Limits for 20dB Bandwidth of Fundamental Emission:

Frequency Range [MHz]	20B Bandwidth [KHz]	FCC Limits [MHz]
26.69	58.7	within 26.96-27.28

20B Bandwidth of Fundamental Emission

1/27

MARKER
26.6918 MHz
43.48 dB μ V/m

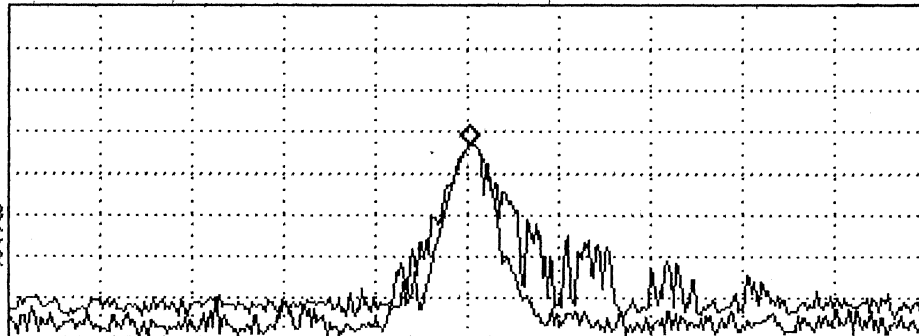
ACTV DET: PEAK
MEAS DET: PEAK QP AVG
MKR 26.6918 MHz
43.48 dB μ V/m

LOG REF 77.0 dB μ V/m

AUTORANGE ON

10
dB/
#ATTN
0 dB

VA VB
SC FC
CORR



CENTER 26.6905 MHz
#IF BW 10 kHz

AVG BW 10 kHz

SPAN 500.0 kHz
SWP 30.0 msec

Date: 2004-02-11

TEST REPORT

Page 14 of 16

No.: HM112604

Appendix A

Test Equipment Audit

Radiated Emission

EQP NO.	DESCRIPTION	MANUFACTURER	MODEL NO.	SERIAL NO.	LAST CAL
EM007	SPECTRUM ANALYZER	HEWLETT PACKARD	HP85660B	3144A21192	14/03/03
EM008	SPECTRUM ANALYZER DISPLAY	HEWLETT PACKARD	HP85662A	3144A20514	14/03/03
EM009	QUASI PEAK ADAPTOR	HEWLETT PACKARD	HP85650A	3303A01702	14/03/03
EM010	RF PRESELECTOR	HEWLETT PACKARD	HP85685A	3221A01410	14/03/03
EM011	ATTENUATOR/SWITCH	HEWLETT PACKARD	HP11713A	2508A10595	14/03/03
EM012	PRE-AMPLIFIER	HEWLETT PACKARD	HP8449B	3008A00262	14/03/03
EM013	CONTROLLER (COMPUTER), COLOR MONITOR, KEYBOARD & MOUSE FLOPPY DRIVE	HEWLETT PACKARD HEWLETT PACKARD HEWLETT PACKARD	HP9000 HP A1097C HP9133L	6226A60314 3151J39517 2623A02468	CM
EM020	HORN ANTENNA	EMCO	3115	4032	19/07/00
EM022	LOOP ANTENNA	EMCO	6502	1189-2424	04/08/00
EM072	SIGNAL GENERATOR	HEWLETT PACKARD	8640B	1948A11892	N/A
EM083	HKSTC OPEN AREA TEST SITE	HKSTC	N/A	N/A	08/11/02
EM131	PORTABLE SPECTRUM ANALYSER	HEWLETT PACKARD	8595EM	3710A00155	18/12/01
EM145	EMI TEST RECEIVER	R & S	ESCS 30	830245/021	02/08/03
EM194	BICONILOG ANTENNA	EMCO	3142B	1795	14/05/02
EM195	ANTENNA POSITIONING MAST	EMCO	2075	2368	N/A
EM196	MULTI-DEVICE CONTROLLER	EMCO	2090	1662	N/A

Conducted Emission

EQP NO.	DESCRIPTION	MANUFACTURER	MODEL NO.	SERIAL NO.	LAST CAL
EM078	VARIAC	SHANGHAI VOLTAGE	TDGC-3/0.5	N/A	CM
EM081	SMALL SCREENED ROOM	MIKO INST HK	N/A	N/A	18/10/02
EM119	LISN	R & S	ESH3-Z5	0831.5518.52	01/10/02
EM127	ISOLATION TRANSFORMER 220 TO 300	WING SUN	N/A	N/A	CM
EM142	PULSES LIMITER	R & S	ESH3Z2	357.8810.52	03/07/02
EM181	EMI TEST RECEIVER	R & S	ESIB7	100072	28/11/01
EM154	SHIELDING ROOM	SIEMENA MATSUSHITA COMPONENTS	N/A	803-740-057- 99A	18/10/02
EM197	LISN	EMCO	4825/2	1193	08/04/03

Remarks:

CM Corrective Maintenance
N/A Not Applicable or Not Available
TBD To Be Determined

Date: 2004-02-11

TEST REPORT

Page 15 of 16

No.: HM112604

Appendix B

Photographs of EUT

Front View of the product




Rear View of the product



Inner Circuit Top View



Inner Circuit Bottom View



Date: 2004-02-11

TEST REPORT

Page 16 of 16

No.: HM112604

Photographs of EUT

Measurement of Radiated Emission Test Set Up



End of Document