

FIGURE 1
ENERGY SAVING LAMP (M/N: FE23 15W/18W)
COVER REMOVED



FIGURE 2
ENERGY SAVING LAMP (M/N: FE23 15W/18W)
MAIN BOARD (COMPONENT SIDE)




FIGURE 3
ENERGY SAVING LAMP (M/N: FE23 15W/18W)
MAIN BOARD (SOLDERED SIDE)



FIGURE 4
ENERGY SAVING LAMP (M/N: FE23 20W/23W(22W))
COVER REMOVED



FIGURE 5
ENERGY SAVING LAMP (M/N: FE23 20W/23W(22W))
MAIN BOARD (COMPONENT SIDE)




FIGURE 6
ENERGY SAVING LAMP (M/N: FE23 20W/23W(22W))
MAIN BOARD (SOLDERED SIDE)




FIGURE 7
ENERGY SAVING LAMP (M/N: FE23 26W(25W))
COVER REMOVED



FIGURE 8
ENERGY SAVING LAMP (M/N: FE23 20W/23W(22W))
MAIN BOARD (COMPONENT SIDE)




FIGURE 9
ENERGY SAVING LAMP (M/N: FE23 20W/23W(22W))
MAIN BOARD (SOLDERED SIDE)




FIGURE 10
ENERGY SAVING LAMP (M/N: FE24 26W(25W))
COVER REMOVED



FIGURE 11
ENERGY SAVING LAMP (M/N: FE224 15W(18W))
MAIN BOARD (COMPONENT SIDE)




FIGURE 12
ENERGY SAVING LAMP (M/N: FE24 15W(18W))
MAIN BOARD (SOLDERED SIDE)




FIGURE 13
ENERGY SAVING LAMP (M/N: FE24 20W/23W(22W))
COVER REMOVED




FIGURE 14
ENERGY SAVING LAMP (M/N: FE24 20W/23W(22W))
MAIN BOARD (COMPONENT SIDE)




FIGURE 15
ENERGY SAVING LAMP (M/N: FE24 20W/23W(22W))
MAIN BOARD (SOLDERED SIDE)




FIGURE 16
ENERGY SAVING LAMP (M/N: FE24 26W(25W))
COVER REMOVED



FIGURE 17
ENERGY SAVING LAMP (M/N: FE24 26W(25W))
MAIN BOARD (COMPONENT SIDE)



FIGURE 18
ENERGY SAVING LAMP (M/N: FE24 26W(25W))
MAIN BOARD (SOLDERED SIDE)



FIGURE 19
ENERGY SAVING LAMP (M/N: FE25 15W/18W)
COVER REMOVED



FIGURE 20
ENERGY SAVING LAMP (M/N: FE25 15W/18W)
MAIN BOARD (COMPONENT SIDE)




FIGURE 21
ENERGY SAVING LAMP (M/N: FE25 15W/18W)
MAIN BOARD (SOLDERED SIDE)




FIGURE 22
ENERGY SAVING LAMP (M/N: FE25 20W/23W(22W))
COVER REMOVED



FIGURE 23
ENERGY SAVING LAMP (M/N: FE25 20W/23W(22W))
MAIN BOARD (COMPONENT SIDE)




FIGURE 24
ENERGY SAVING LAMP (M/N: FE25 20W/23W(22W))
MAIN BOARD (SOLDERED SIDE)




FIGURE 25
ENERGY SAVING LAMP (M/N: FE25 26W(25W))
COVER REMOVED



FIGURE 26
ENERGY SAVING LAMP (M/N: FE25 26W(25W))
MAIN BOARD (COMPONENT SIDE)



FIGURE 27
ENERGY SAVING LAMP (M/N: FE25 26W(25W))
MAIN BOARD (SOLDERED SIDE)




FIGURE 28
ENERGY SAVING LAMP (M/N: FE35 15W/18W)
COVER REMOVED



FIGURE 29
ENERGY SAVING LAMP (M/N: FE35 15W/18W)
MAIN BOARD (COMPONENT SIDE)



FIGURE 30
ENERGY SAVING LAMP (M/N: FE35 15W/18W)
MAIN BOARD (SOLDERED SIDE)




FIGURE 31

ENERGY SAVING LAMP (M/N: FE35 20W/23W(22W))

COVER REMOVED



FIGURE 32
ENERGY SAVING LAMP (M/N: FE35 20W/23W(22W))
MAIN BOARD (COMPONENT SIDE)





FIGURE 33
ENERGY SAVING LAMP (M/N: FE35 20W/23W(22W))
MAIN BOARD (SOLDERED SIDE)



CAUTION: Risk of electric shock. Use in dry location only. Not for use in totally enclosed recessed fixtures. Not for use with dimmers.

FE35 26W(25W)



FIGURE 35
ENERGY SAVING LAMP (M/N: FE35 26W(25W))
MAIN BOARD (COMPONENT SIDE)



FIGURE 36
ENERGY SAVING LAMP (M/N: FE35 26W(25W))
MAIN BOARD (SOLDERED SIDE)

