

The power supply photographed below is used to supply DC power to a modular radio device for testing purposes. The FCC requires the power supply to present no filtering of conducted emissions. The power supply shown below has no EMI noise filtering features. There are no AC line filters in the design.




Power Supply B&K Precision Model 1710 – Front Oblique View – Cover Off



Inside View – Rear Panel – AC Voltage Range Switch Center, Mains Entry Point Visible (Green/White/Black Wires)






Closer View of Power Entry, No Filtering Visible

Item at top of picture is fuse holder.




View of Circuit Board, Bottom Side, and Power Cable





View of Circuit Board Top Side, Power Transformer on Left, Panel Meters on Right



View of DC Termination PCB, Small Electrolytic Capacitor

In background on left, a small Y-Cap is across the On/Off switch to evidently suppress arcing.



Rear Panel