



## 9. SETUP PHOTOS


### RADIATED RF MEASUREMENT SETUP (BELOW 1 GHz)



RADIATED BACK PHOTO (BELOW 1 GHz)



**RADIATED RF MEASUREMENT SETUP (ABOVE 1 GHz)**




RADIATED BACK PHOTO (ABOVE 1 GHz)




**POWERLINE CONDUCTED EMISSIONS MEASUREMENT SETUP**

LINE CONDUCTED FRONT PHOTO



LINE CONDUCTED BACK PHOTO



## END OF REPORT