

## INTERTEK TESTING SERVICES


---

### 3.7 Line Conducted Configuration Photograph (cont.) - Base Unit

#### Worst Case Line-Conducted Configuration

Side View

at 16.515 MHz



## INTERTEK TESTING SERVICES


---

### 3.7 Line Conducted Configuration Photograph (cont.) - Base Unit

Worst Case Line-Conducted Configuration

Rear View

at 16.515 MHz





## INTERTEK TESTING SERVICES

---

### 3.7 Line Conducted Configuration Photograph - Base Unit

Worst Case Line-Conducted Configuration

Front View

at 16.515 MHz



## INTERTEK TESTING SERVICES


---

### 3.4 Radiated Emission Configuration Photograph - Handset

Worst Case Radiated Emission

Front View

at 3707.300 MHz





## INTERTEK TESTING SERVICES


---

### 3.4 Radiated Emission Configuration Photograph (cont.) - Handset

Worst Case Radiated Emission

Rear View

at 3707.300 MHz



## INTERTEK TESTING SERVICES


---

### 3.2 Radiated Emission Configuration Photograph - Base Unit

Worst Case Radiated Emission

Front View

at 3614.482 MHz





## INTERTEK TESTING SERVICES

---

### 3.2 Radiated Emission Configuration Photograph (cont.) - Base Unit

Worst Case Radiated Emission

Rear View

at 3614.482 MHz

