

# **SETUP PHOTO EXHIBIT**

**Report Number:** R15607285-EP3

**Applicant :** RF IDEAS  
425 N. Martingale Road  
Suite 1680  
Schaumburg, IL 60173, USA

**Model :** SP30L00

**FCC ID :** M9MSP30L00

**IC :** 6571A-SP30L00

**EUT Description :** WAVE ID Mobile SP LEGIC USB Black Reader

**Test Standard(s) :** FCC 47 CFR PART 15 SUBPART C: 2025  
ISED RSS-247 ISSUE 3: 2023  
ISED RSS-GEN ISSUE 5 + A2: 2021

**Date Of Issue:**

2025-02-10

**Prepared by:**

UL LLC

12 Laboratory Dr.

Research Triangle Park, NC 27709 U.S.A.

TEL: (919) 549-1400



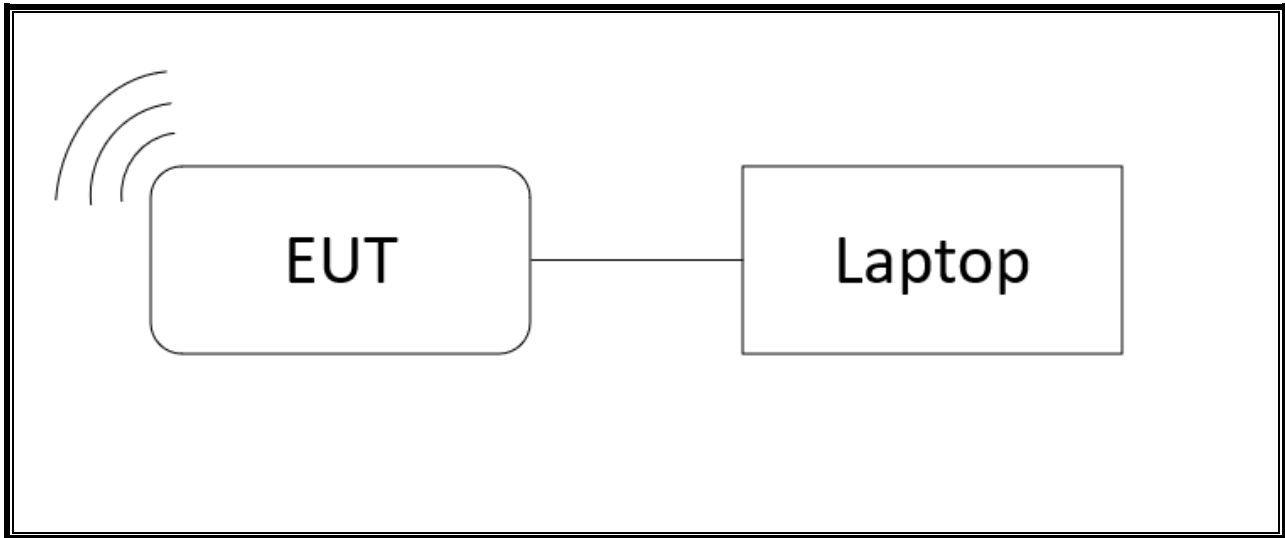
REPORT REVISION HISTORY

Rev.	Issue Date	Revisions	Revised By
V1	2025-02-10	Initial Issue	Manish Baral

## TABLE OF CONTENTS

REPORT REVISION HISTORY .....	2
TABLE OF CONTENTS .....	3
1. SETUP DIAGRAMS .....	4
2. SETUP PHOTOS.....	5
END OF EXHIBIT .....	13


## 1. SETUP DIAGRAMS



## 2. SETUP PHOTOS



### ANTENNA PORT CONDUCTED SETUP

CONDUCTED PHOTO





**RADIATED RF MEASUREMENT SETUP**

RADIATED PHOTO (<30 MHz BLE)





RADIATED PHOTO (<30 MHz BLE)






RADIATED PHOTO (30-1000MHz BLE)






RADIATED PHOTO (>1GHz BLE)




## XYZ SETUP PHOTOS


X-ORIENTATION




Y-ORIENTATION



## Z-ORIENTATION



**AC MAINS LINE CONDUCTED MEASUREMENT SETUP**



## END OF EXHIBIT