



9. APPENDIX II PHOTOGRAPHS OF TEST SETUP



Conducted Emission Setup Photo







Radiated Emission Setup Photos

30 ~ 1000 MHz





Above 1GHz





Powerline Conducted Emissions Setup Photos

