


## PHOTOGRAPHS OF THE TEST CONFIGURATION


FOR WLAN

CONDUCTED EMISSION TEST



(TEST MODE A, B)



## CONDUCTED EMISSION TEST (TEST MODE C)





## RADIATED EMISSION TEST (TEST MODE A, B)





## RADIATED EMISSION TEST (TEST MODE C)



**FOR BLUETOOTH**  
CONDUCTED EMISSION TEST  
(TEST MODE A, B)





## CONDUCTED EMISSION TEST (TEST MODE C)






## RADIATED EMISSION TEST (TEST MODE A, B)




RADIATED EMISSION TEST  
(TEST MODE C)








**FOR RFID**  
**CONDUCTED EMISSION TEST**  
(TEST MODE A, B)



CONDUCTED EMISSION TEST  
(TEST MODE C)





## RADIATED EMISSION TEST (TEST MODE A, B)







## RADIATED EMISSION TEST (TEST MODE C)



**FOR WWAN**  
**RADIATED EMISSION TEST**  
(TEST MODE A, B)





## RADIATED EMISSION TEST (TEST MODE C)

