


Report No.: T180522D10-RP5

Page: A-1 / A-3  
Rev.: 01

## APPENDIX I

### PHOTOGRAPHS OF TEST SETUP

#### CONDUCTED EMISSION SETUP PHOTOS




Report No.: T180522D10-RP5


Page: A-2 / A-3  
Rev.: 01

## Radiated Emission Set up Photos

9kHz ~ 30MHz



30MHz ~ 1GHz



Report No.: T180522D10-RP5

Page: A-3 / A-3  
Rev.: 01

## Powerline Conducted Emissions Setup Photos

