eurofins | Product Service

FCC TEST REPORT

FCC 47 CFR Part 15C
Industry Canada RSS-247

Frequency hopping systems operating within the 2400 – 2483.5 MHz band

Report Reference No. ..... :	G0M-1507-4951-TFC247BT-V01
Testing Laboratory ..... :	Eurofins Product Service GmbH
Address ..... :	Storkower Str. 38c 15526 Reichenwalde Germany
Accreditation ..... :	A2LA Accredited Testing Laboratory, Certificate No.: 1983.01 FCC Filed Test Laboratory, Reg.-No.: 96970 IC OATS Filing assigned code: 3470A
Applicant's name ..... :	Polycom Inc.
Address ..... :	4750 Willow Road 94588-2708 Pleasanton USA
Test specification:	
Standard..... :	47 CFR Part 15C RSS-247, Issue 1, 2015-05 RSS-Gen, Issue 4, 2014-11 ANSI C63.10:2013 ANSI C63.4:2014
Test scope…….. ..... :	complete Radio compliance test
Equipment under test (EUT):	
Product description	Desktop VoIP Bluetooth Telephone
Model No.	VVX601
Additional Model(s)	None
Brand Name(s)	Polycom
Hardware version	2201-48600-001
Firmware / Software version	5.4.0.xxxx
	FCC-ID: M72-VVX601 IC: 1849C-VVX601
Test result	**Passed**

Possible test case verdicts:

- neither assessed nor tested ..... :	N/N
- required by standard but not appl. to test object ..... :	N/A
- required by standard but not tested ..... :	N/T
- not required by standard for the test object ..... :	N/R
- test object does meet the requirement ..... :	P (Pass)
- test object does not meet the requirement ..... :	F (Fail)

Testing:

Test Lab Temperature ..... :	20 – 23 °C
Test Lab Humidity ..... :	32 – 38 %
Date of receipt of test item ..... :	2015-07-27
Date (s) of performance of tests ..... :	2015-08-05 - 2015-08-12
Compiled by ..... :	Matthias Handrik
Tested by (+ signature) ..... : (Responsible for Test)	Matthias Handrik .....
Approved by (+ signature) ..... : (Deputy Head of Lab)	Toralf Jahn .....
Date of issue ..... :	2015-09-25
Total number of pages ..... :	105

General remarks:

The test results presented in this report relate only to the object tested.

The results contained in this report reflect the results for this particular model and serial number. It is the responsibility of the manufacturer to ensure that all production models meet the intent of the requirements detailed within this report.

This report shall not be reproduced, except in full, without the written approval of the Issuing testing laboratory.

Additional comments:

Version History

Version	Issue Date	Remarks	Revised by
01	2015-09-25	Initial Release	

REPORT INDEX

1	**EQUIPMENT (TEST ITEM) DESCRIPTION**	**5**
1.1	Photos – Equipment External	6
1.2	Photos – Equipment internal	8
1.3	Photos – Test setup	10
1.4	Supporting Equipment Used During Testing	11
1.5	Test Modes	12
1.6	Test Equipment Used During Testing	13
1.7	Sample emission level calculation	15
2	**RESULT SUMMARY**	**16**
3	**TEST CONDITIONS AND RESULTS**	**17**
3.1	Test Conditions and Results – Occupied Bandwidth	17
3.2	Test Conditions and Results – 20 dB Bandwidth	21
3.3	Test Conditions and Results – Number of hopping frequencies	25
3.4	Test Conditions and Results – Frequency hopping channel separation	30
3.5	Test Conditions and Results – Time of occupancy (Dwell Time)	32
3.6	Test Conditions and Results – Maximum peak conducted power	34
3.7	Test Conditions and Results – AC power line conducted emissions	36
3.8	Test Conditions and Results – Band edge compliance	39
3.9	Test Conditions and Results – Conducted spurious emissions	44
3.10	Test Conditions and Results – Transmitter radiated emissions	51
3.11	Test Conditions and Results – Receiver radiated emissions	54
ANNEX A	Transmitter radiated spurious emissions	56
ANNEX B	Receiver radiated spurious emissions	96

1 Equipment (Test item) Description

Description	Desktop VoIP Bluetooth Telephone	
Model	VVX601	
Additional Model(s)	None	
Brand Name(s)	Polycom	
Serial number	None	
Hardware version	2201-48600-001	
Software / Firmware version	5.4.0.xxxx	
FCC-ID	M72-VVX601	
IC	1849C-VVX601	
Equipment type	End product	
Radio type	Transceiver	
Radio technology	Bluetooth	
Operating frequency range	2402 - 2480 MHz	
Assigned frequency band	2400 - 2483.5 MHz	
Main test frequencies	F_{LOW}	2402 MHz
	F_{MID}	2441 MHz
	F_{HIGH}	2480 MHz
Spreading	FHSS	
Modulations	GFSK	
Number of channels	79 hopping channels at all	
Channel spacing	1 MHz	
Number of antennas	1	
Antenna	Type	integrated
	Model	PCB printed Antenna
	Manufacturer	Polycom
	Gain	0 dBi (declared)
Manufacturer	Polycom Inc. 4750 Willow Road 94588-2708 Pleasanton USA	
Power supply	V_{NOM}	120 V AC
	V_{MIN}	100 V AC
	V_{Max}	240 V AC
AC/DC-Adaptor	Model	FSP025-DINANS
	Vendor	Polycom
	Input	100-240VAC / 50-60Hz
	Output	48VDC / 0.52A

1.4 Supporting Equipment Used During Testing

Product Type*	Device	Manufacturer	Model No.	Comments
SIM	Bluetooth-Tester	R&S	CBT	
SIM :	Simulator (Not Subjected to Test)			

1.5 Test Modes

Mode #	Description	
DH5-Sngl	General conditions:	EUT powered by laboratory power supply.
	Radio conditions:	Mode = standalone transmit Spreading = Hopping stopped (single hopping channel) Modulation = GFSK Packet type = DH5 Data rate = 1 Mbps Duty cycle = 77 % Power level = Maximum
DH5-Hop	General conditions:	EUT powered by laboratory power supply.
	Radio conditions:	Mode = standalone transmit Spreading = Hopping Modulation = GFSK Packet type = DH5 Data rate = 1 Mbps Duty cycle = 77 % Power level = Maximum
Receive	General conditions:	EUT powered by laboratory power supply.
	Radio conditions:	Mode = standalone receive Spreading = Hopping
AC-Powerline	General conditions:	EUT powered by commercial AC/DC-Adapter
	Radio conditions:	Mode = standalone transmit Spreading = Hopping Power level = Maximum

1.6 Test Equipment Used During Testing

Measurement Software			
Description	Manufacturer	Name	Version
EMC Test Software	Dare Instruments	Radimation	2014.1.15

20dB Bandwidth					
Description	Manufacturer	Model	Identifier	Cal. Date	Cal. Due
Spectrum Analyzer	R&S	FSP 30	EF00312	2015-02	2016-02

Number of hopping frequencies					
Description	Manufacturer	Model	Identifier	Cal. Date	Cal. Due
Spectrum Analyzer	R&S	FSP 30	EF00312	2015-02	2016-02

Time of occupancy					
Description	Manufacturer	Model	Identifier	Cal. Date	Cal. Due
Spectrum Analyzer	R&S	FSP 30	EF00312	2015-02	2016-02

Maximum peak conducted power					
Description	Manufacturer	Model	Identifier	Cal. Date	Cal. Due
Spectrum Analyzer	R&S	FSP 30	EF00312	2015-02	2016-02

Band edge compliance					
Description	Manufacturer	Model	Identifier	Cal. Date	Cal. Due
Spectrum Analyzer	R&S	FSP 30	EF00312	2015-02	2016-02

Conducted spurious emissions					
Description	Manufacturer	Model	Identifier	Cal. Date	Cal. Due
Spectrum Analyzer	R&S	FSP 30	EF00312	2015-02	2016-02

Radiated spurious emissions					
Description	Manufacturer	Model	Identifier	Cal. Date	Cal. Due
Semi-anechoic chamber	Frankonia	AC 3	EF00199	-	-
Spectrum Analyzer	R&S	FSIQ26	EF00242	2015-04	2016-04
Biconical Antenna	R&S	HK 116	EF00186	2014-02	2016-02
LPD Antenna	R&S	HL 223	EF00202	2014-02	2016-02
LPD Antenna	R&S	HL 025	EF00014	2014-01	2016-01

AC powerline conducted emissions					
Description	Manufacturer	Model	Identifier	Cal. Date	Cal. Due
AMN	R&S	ESH2-Z5	EF00182	2014-11	2016-11
EMI Test Receiver	R&S	ESCS 30	EF00295	2014-10	2015-10

1.7 Sample emission level calculation

The following is a description of terms and a sample calculation, as appears in the radiated emissions data table. The numbers used in the calculation are for example only. There is no direct correlation to the specific data taken for the product described in this document:

Reading:

This is the reading obtained on the spectrum analyzer in dBµV. Any external preamplifiers used are taken into account through internal analyzer settings.

A.F.:

This is the antenna factor for the receiving antenna. It is a conversion factor, which converts electric fields strengths to voltages, which can be measured directly on the spectrum analyzer. It is treated as a loss in dB. Cable losses have been included with the A.F. to simplify the calculations. The antenna factor is used in calculations as follows:

Reading on Analyzer (dBµV) + A.F. (dB) = Net field strength (dBµV/m)

Net:

This is the net field strength measurement (as shown above).

Limit:

This is the FCC Class B radiated emission limit (in units of dBµV/m). The FCC limits are given in units of µV/m. The following formula is used to convert the units of µV/m to dBµV/m:

Limit (dBµV/m) = 20*log (µV/m)

Margin:

This is the margin of compliance below the FCC limit. The units are given in dB. A negative margin indicates the emission was below the limit. A positive margin indicates that the emission exceeds the limit.

Example only:

Reading	+	AF	=	Net Reading	:	Net reading - FCC limit = Margin
21.5 dBµV	+	26 dB	=	47.5 dBµV/m	:	47.5 dBµV/m - 57.0 dBµV/m = -9.5 dB

2 Result Summary

FCC 47 CFR Part 15C, IC RSS-247				
Product Specific Standard Section	**Requirement – Test**	**Reference Method**	**Result**	**Remarks**
RSS-Gen 6.6	Occupied Bandwidth	ANSI C63.10	N/R	Informational only
FCC § 15.247(a)(1) IC RSS-247 § 5.1	20 dB Bandwidth	ANSI C63.10	PASS	
FCC § 15.247(a)(1)(iii) IC RSS-247 § 5.1	Number of hopping frequencies	ANSI C63.10	PASS	
FCC § 15.247(a)(1) IC RSS-247 § 5.1	Frequency hopping channel separation	ANSI C63.10	PASS	
FCC § 15.247(a)(1)(iii) IC RSS-247 § 5.1	Time of occupancy (Dwell time)	ANSI C63.10	PASS	
FCC § 15.247(b)(1) IC RSS-247 § 5.4	Maximum peak conducted power	ANSI C63.10	PASS	
47 CFR 15.207 IC RSS-247 § 3.1	AC power line conducted emissions	ANSI C63.4	PASS	
FCC § 15.247(d) IC RSS-247 § 5.5	Band edge compliance	ANSI C63.10	PASS	
FCC § 15.247(d) IC RSS-247 § 5.5	Conducted spurious emissions	ANSI C63.10	PASS	
FCC § 15.247(d) FCC § 15.209 IC RSS-247 § 5.5	Transmitter radiated spurious emissions	ANSI C63.10	PASS	
IC RSS-247 § 3.1	Receiver radiated spurious emissions	ANSI C63.10	PASS	
Remarks:				

3 Test Conditions and Results

3.1 Test Conditions and Results – Occupied Bandwidth

Occupied Bandwidth acc. to IC RSS-Gen	**Verdict: PASS**
Test according to measurement reference	Reference Method
	ANSI C63.10
Test frequency range	Tested frequencies
	F_{LOW} / F_{MID} / F_{HIGH}

Limits

None (Informational only)

Test setup

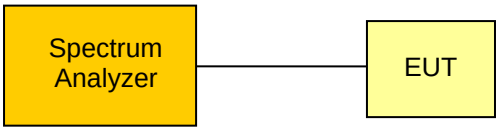

Test procedure

1. EUT set to test mode (Communication tester is used if needed)
2. Span set to at least twice the emission spectrum
3. Resolution bandwidth set to 1 % of span
4. Occupied Bandwidth (99 %) measurement with spectrum analyzer built in measurement function

Test results

Channel	Frequency [MHz]	Mode	Occupied Bandwidth [kHz]
F_{LOW}	2402	DH5-Sngl	860.577
F_{MID}	2441	DH5-Sngl	855.769
F_{HIGH}	2480	DH5-Sngl	865.385

Comments:

Occupied Bandwidth – DH5-Sngl F_{LOW}

Occupied Bandwidth acc. to RSS-Gen

Project Number: G0M-1507-4951

Applicant:	Polycom Inc.
EUT Name:	Desktop VoIP Bluetooth Telephone
Model:	VVX601
Test Site:	Eurofins Product Service GmbH
Operator:	Burkhard Pudell
Test Conditions:	Tnom / Vnom
Mode:	Tx, BT-BR, CH: 0, 2402 MHz, DH5
Test Date:	2015-08-06
Verdict:	NONE (INFORMATION ONLY)
Note 1:	A spectrum analyzer with an integrated 99% power bandwidth function is used
Note 2:	OBW= 860.577 kHz

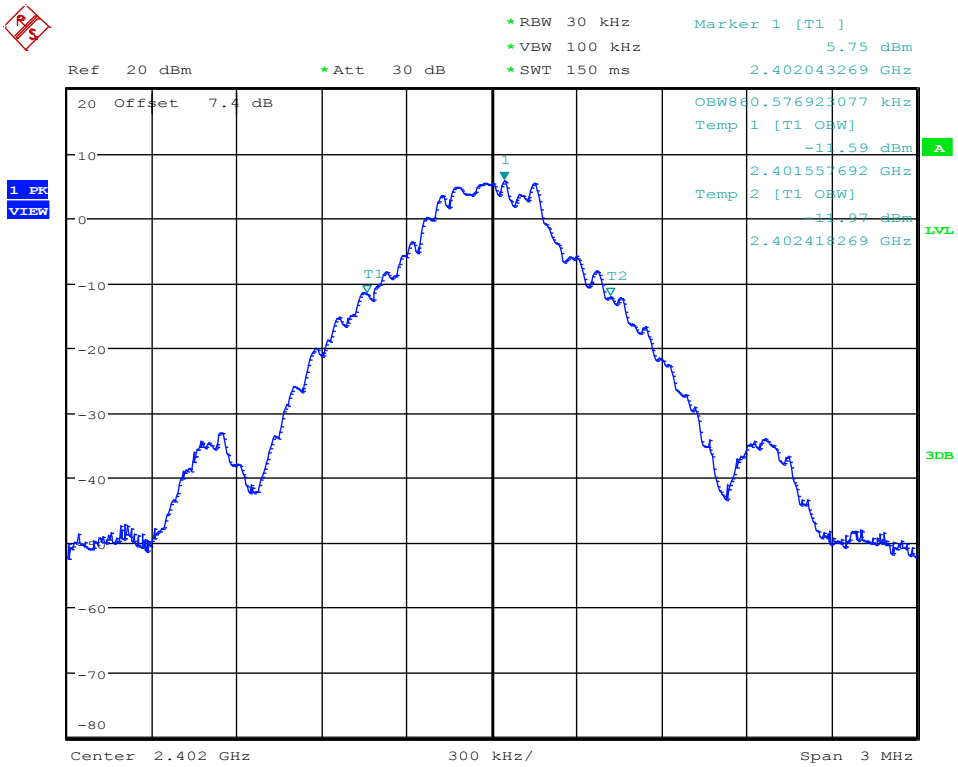

Occupied Bandwidth – DH5-Sngl F_{MID}

Occupied Bandwidth acc. to RSS-Gen

Project Number: G0M-1507-4951

Applicant:	Polycom Inc.
EUT Name:	Desktop VoIP Bluetooth Telephone
Model:	VVX601
Test Site:	Eurofins Product Service GmbH
Operator:	Burkhard Pudell
Test Conditions:	Tnom / Vnom
Mode:	Tx, BT-BR, CH: 39, 2441 MHz, DH5
Test Date:	2015-08-06
Verdict:	NONE (INFORMATION ONLY)
Note 1:	A spectrum analyzer with an integrated 99% power bandwidth function is used
Note 2:	OBW= 855.769 kHz

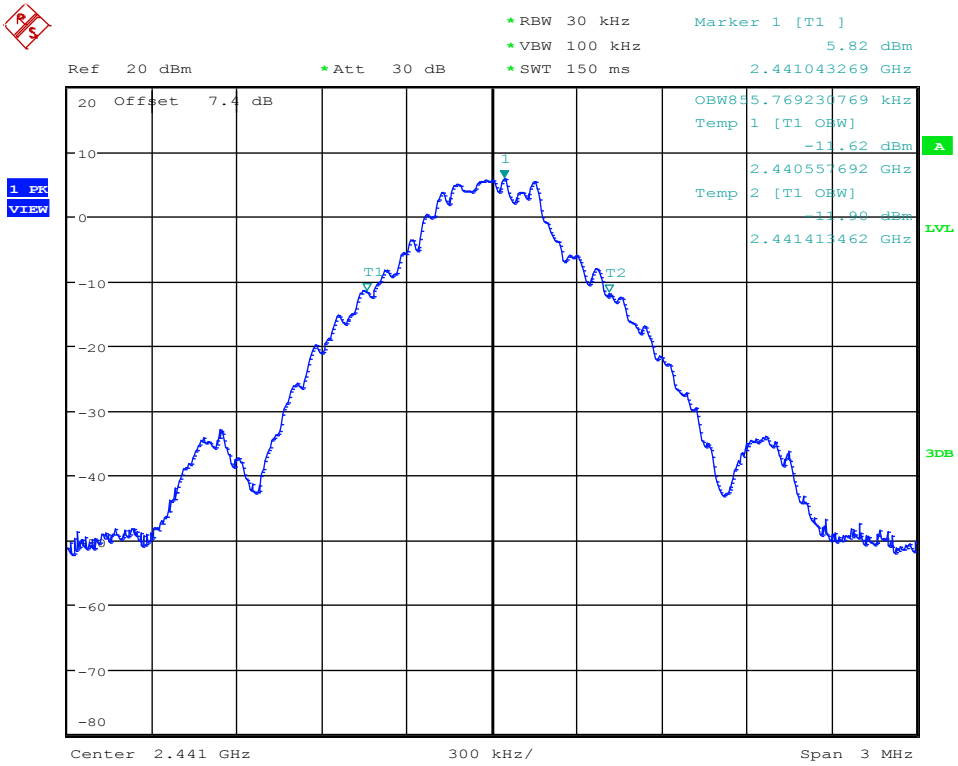

Occupied Bandwidth – DH5-Sngl F_{HIGH}

Occupied Bandwidth acc. to RSS-Gen

Project Number: G0M-1507-4951

Applicant:	Polycom Inc.
EUT Name:	Desktop VoIP Bluetooth Telephone
Model:	VVX601
Test Site:	Eurofins Product Service GmbH
Operator:	Burkhard Pudell
Test Conditions:	Tnom / Vnom
Mode:	Tx, BT-BR, CH: 78, 2480 MHz, DH5
Test Date:	2015-08-06
Verdict:	NONE (INFORMATION ONLY)
Note 1:	A spectrum analyzer with an integrated 99% power bandwidth function is used
Note 2:	OBW= 865.385 kHz

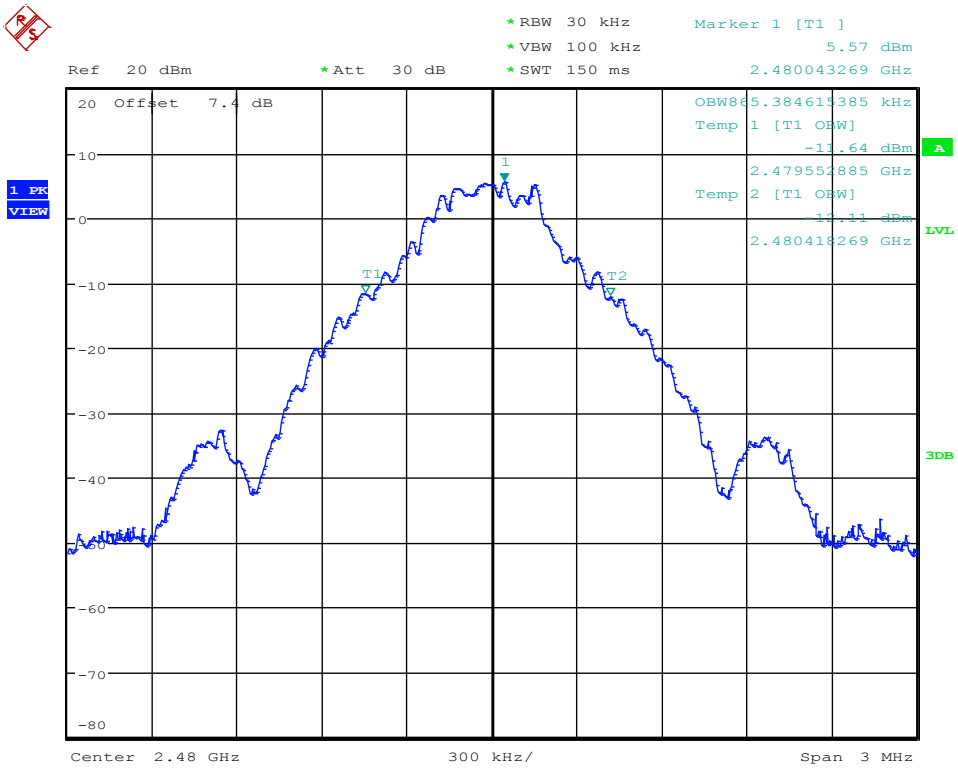

3.2 Test Conditions and Results – 20 dB Bandwidth

20 dB Bandwidth acc. to FCC 15.247 / IC RSS-247	**Verdict: PASS**
EUT requirement rule parts and clause	Reference
	FCC 15.247(a)(1) / IC RSS-247 5.1
Test according to measurement reference	Reference Method
	ANSI C63.10
Test frequency range	Tested frequencies
	F_{LOW} / F_{MID} / F_{HIGH}

Limits

Limit	Condition
1.5 · Carrier spacing	Output power ≤ 125 mW / 21 dBm
1.0 · Carrier spacing	125 mW / 21 dBm < Output power ≤ 1 W / 30 dBm

Test setup

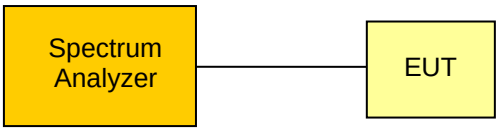

Test procedure

1. EUT set to test mode (Communication tester is used if needed)
2. Span set to at least twice the emission spectrum
3. Detector set to peak and max hold
4. Envelope peak value of emission spectrum is selected
5. Marker on envelope of spectrum is set to level of -20 dB to the left of the peak
6. Marker on envelope of spectrum is set to level of -20 dB to the right of the peak
7. 20dB Bandwidth is determined by marker frequency separation

Test results

Channel	Frequency [MHz]	Mode	20 dB Bandwidth [MHz]	Limit [MHz]	Result
F_{LOW}	2402	DH5-Sngl	0.926	1.5	PASS
F_{MID}	2441	DH5-Sngl	0.926	1.5	PASS
F_{HIGH}	2480	DH5-Sngl	0.926	1.5	PASS

Comments:

20 dB Bandwidth – DH5-Sngl F_{LOW}

FCC part 15.247

20 dB bandwidth

EUT	IP Handset with Bluetooth
Model	VVX601
Approval Holder	Polycom Inc.. / G0M-1507-4951
Temperature / Voltage	24°C / Unom: 120 VAC (AC/DC adaptor)
Test Site / Operator	Eurofins Product Service GmbH / Mr. Pudell
Comment 1	20 dB bandwidth
Comment 2	Channel.: 0 / 2402 MHz / GFSK
Comment 3	pass

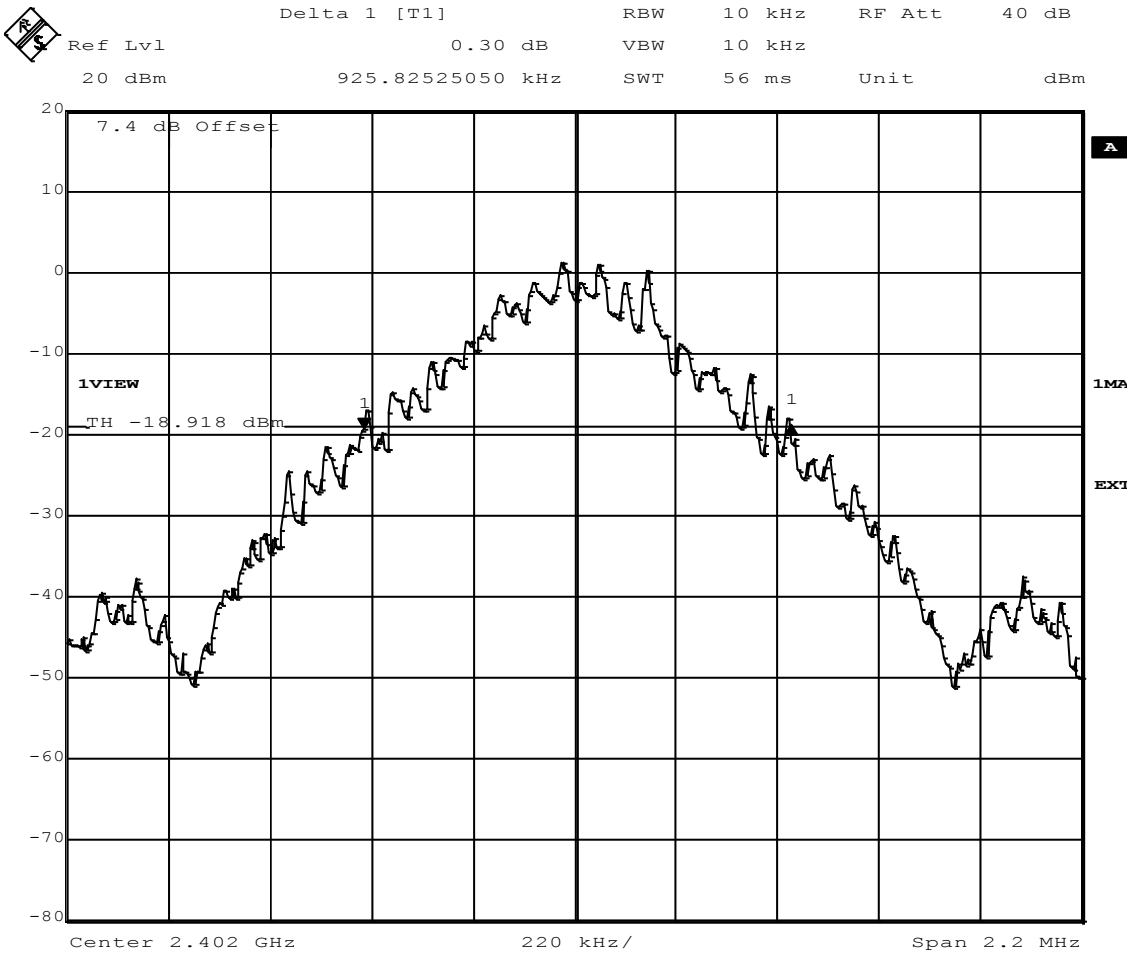

20 dB Bandwidth – DH5-Sngl F_{MID}

FCC part 15.247

20 dB bandwidth

EUT	IP Handset with Bluetooth
Model	VVX601
Approval Holder	Polycom Inc.. / G0M-1507-4951
Temperature / Voltage	24°C / Unom: 120 VAC (AC/DC adaptor)
Test Site / Operator	Eurofins Product Service GmbH / Mr. Pudell
Comment 1	20 dB bandwidth
Comment 2	Channel.: 39 / 2441 MHz / GFSK
Comment 3	pass

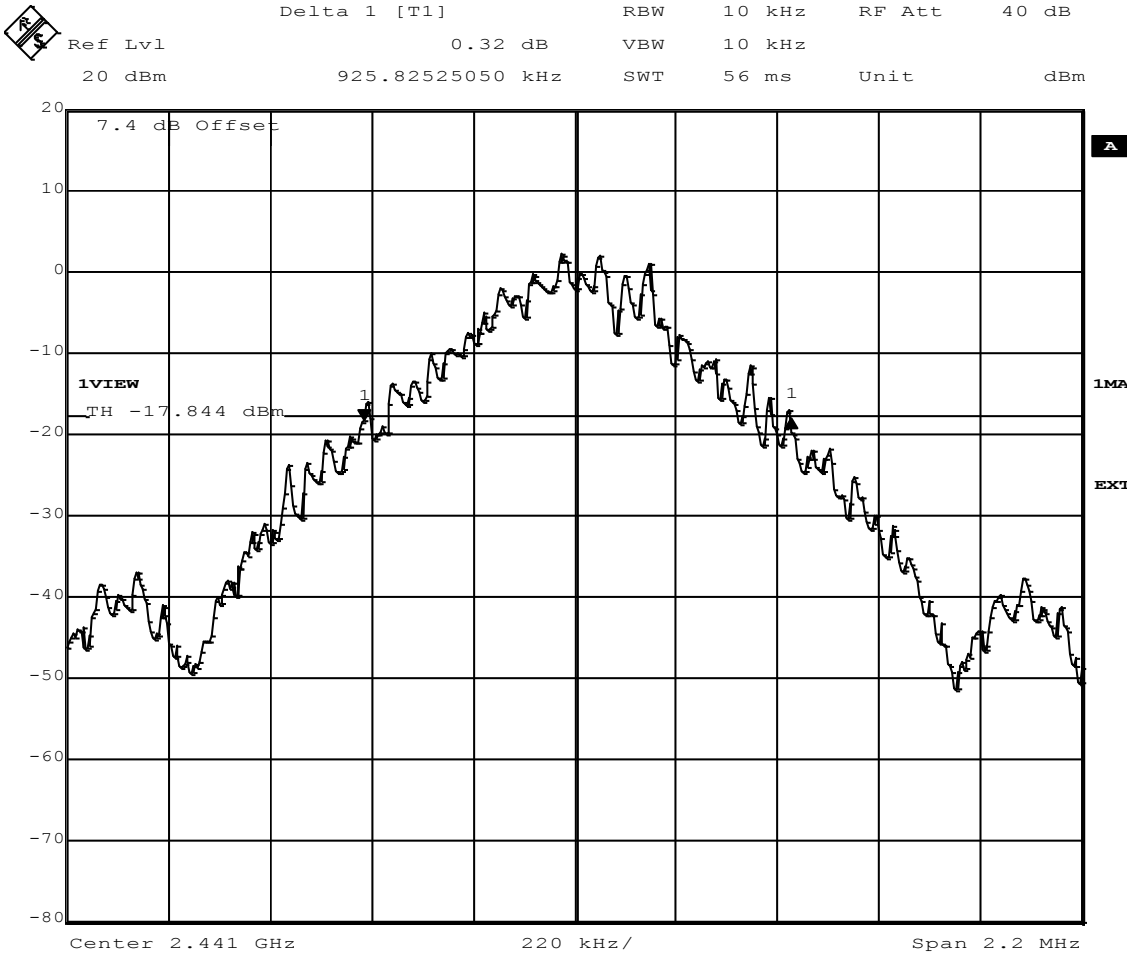

20 dB Bandwidth – DH5-Sngl F_{HIGH}

FCC part 15.247

20 dB bandwidth

EUT	IP Handset with Bluetooth
Model	VVX601
Approval Holder	Polycom Inc.. / G0M-1507-4951
Temperature / Voltage	24°C / Unom: 120 VAC (AC/DC adaptor)
Test Site / Operator	Eurofins Product Service GmbH / Mr. Pudell
Comment 1	20 dB bandwidth
Comment 2	Channel.: 78 / 2480 MHz / GFSK
Comment 3	pass

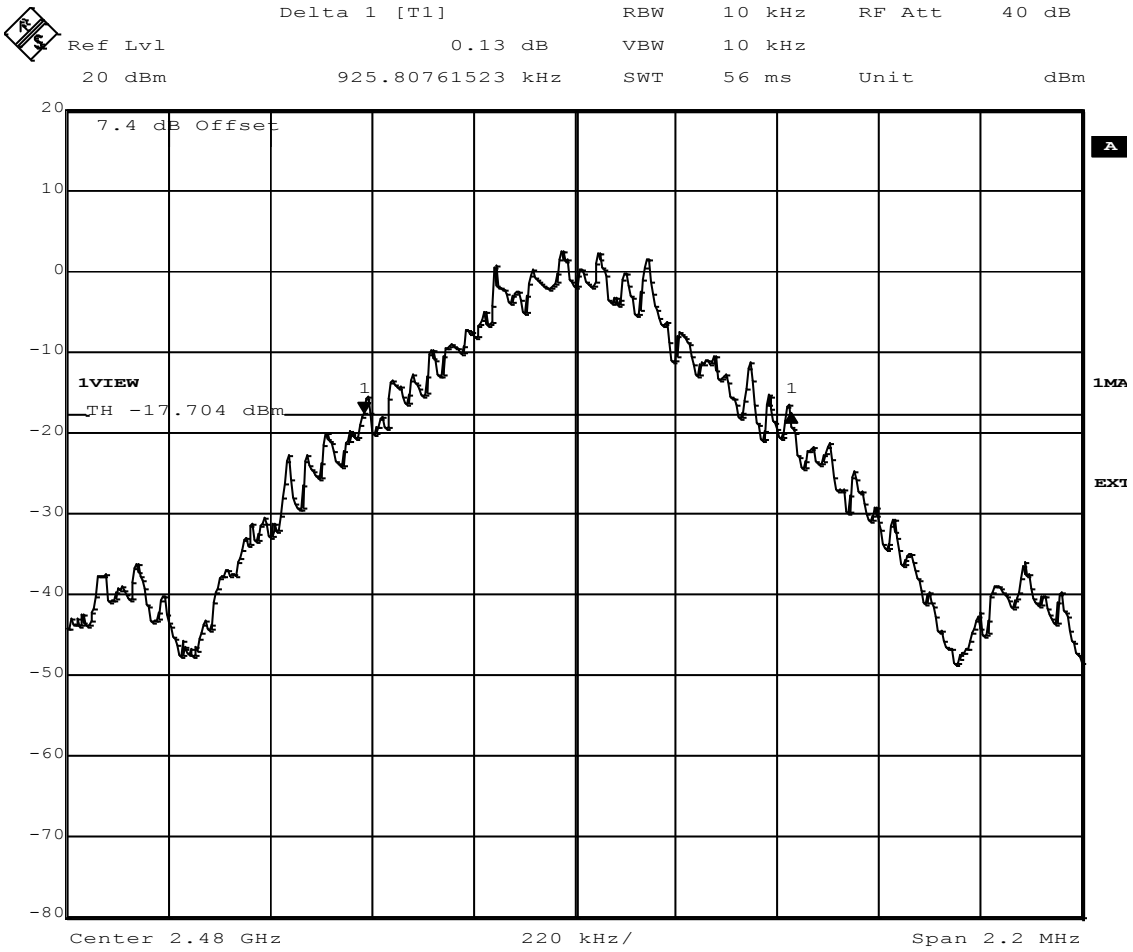

3.3 Test Conditions and Results – Number of hopping frequencies

Number of hopping frequencies acc. to FCC 15.247 / IC RSS-247	**Verdict: PASS**
EUT requirement rule parts and clause	Reference
	FCC 15.247(a)(1)(iii) / IC RSS-247 5.1
Test according to measurement reference	Reference Method
	ANSI C63.10
Test frequency range	Tested frequencies
	F_{LOW} - F_{HIGH}
EUT test mode	DH5-Hop

Limits

Limit	Condition
Number of hopping channels ≥ 15	Output power ≤ 125 mW / 21 dBm
Number of hopping channels ≥ 75	125 mW / 21 dBm < Output power ≤ 1 W / 30 dBm

Test setup

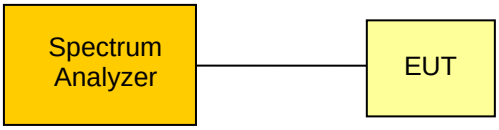

Test procedure

1. EUT set to test mode (Communication tester is used if needed)
2. Span set to measurement frequency range
3. Detector set to peak and max hold
4. Resolution bandwidth is set small enough to resolve hopping channel emission spectra
5. The number of peaks is counted to determine number of hopping frequencies

Test results

Number of hopping frequencies	Limit	Result
79	≥ 15	PASS

Comments:

Number of hopping frequencies - Range A

FCC part 15.247

Number of hopping frequencies

EUT	IP Handset with Bluetooth
Model	VVX601
Approval Holder	Polycom Inc.. / G0M-1507-4951
Temperature / Voltage	24°C / Unom: 120 VAC (AC/DC adaptor)
Test Site / Operator	Eurofins Product Service GmbH / Mr. Pudell
Comment 1	Number of hopping frequencies
Comment 2	Channel.: 0-13
Comment 3	pass

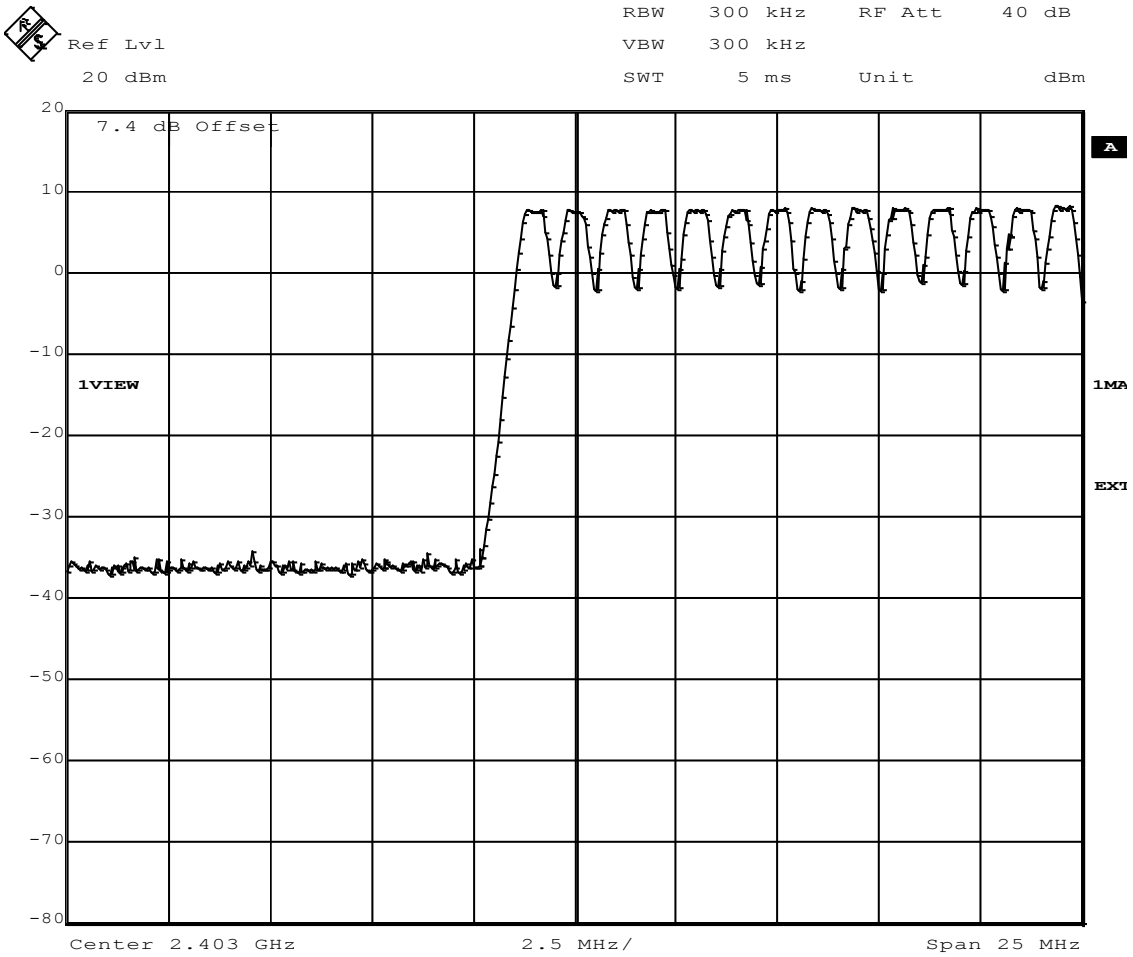

Number of hopping frequencies - Range B

FCC part 15.247

Number of hopping frequencies

EUT	IP Handset with Bluetooth
Model	VVX601
Approval Holder	Polycom Inc.. / G0M-1507-4951
Temperature / Voltage	24°C / Unom: 120 VAC (AC/DC adaptor)
Test Site / Operator	Eurofins Product Service GmbH / Mr. Pudell
Comment 1	Number of hopping frequencies
Comment 2	Channel.: 14-38
Comment 3	pass

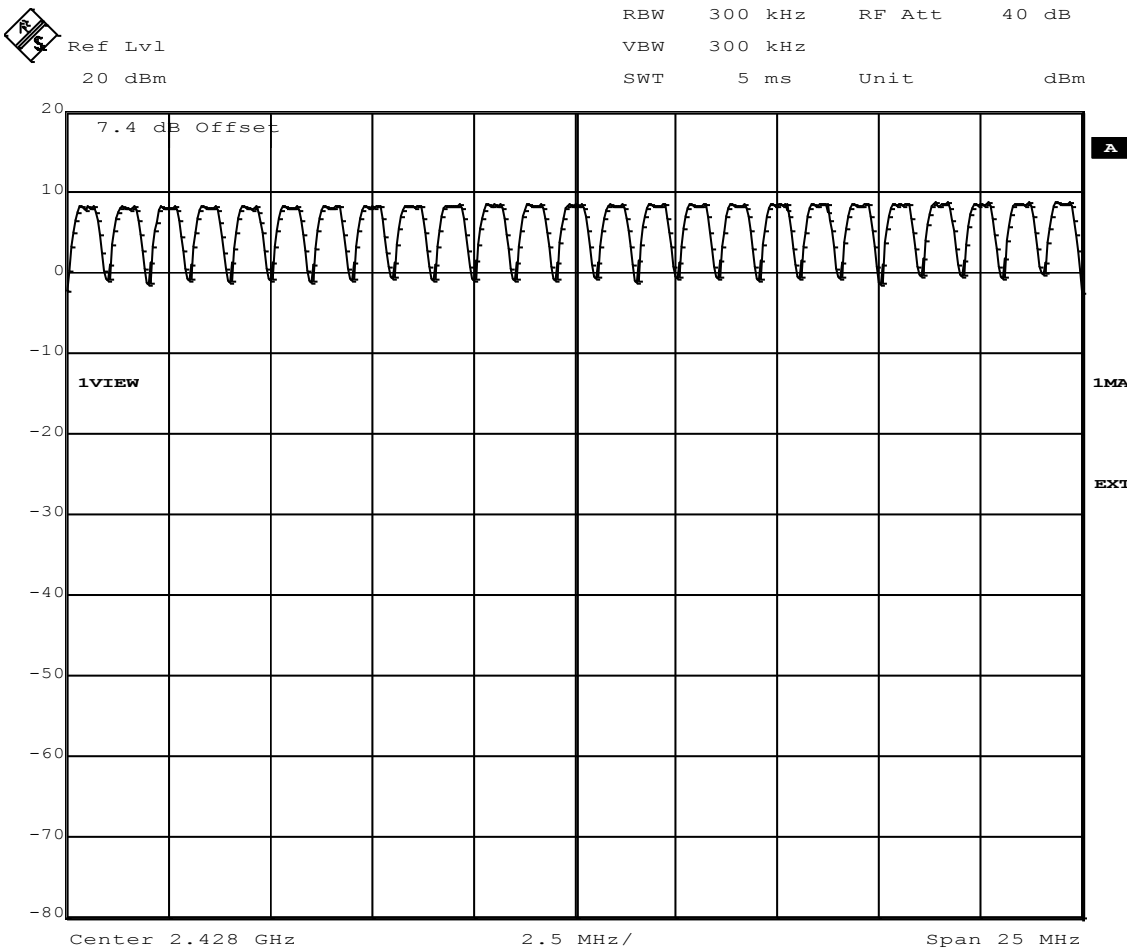

Number of hopping frequencies - Range C

FCC part 15.247

Number of hopping frequencies

EUT	IP Handset with Bluetooth
Model	VVX601
Approval Holder	Polycom Inc.. / G0M-1507-4951
Temperature / Voltage	24°C / Unom: 120 VAC (AC/DC adaptor)
Test Site / Operator	Eurofins Product Service GmbH / Mr. Pudell
Comment 1	Number of hopping frequencies
Comment 2	Channel.:39-63
Comment 3	pass

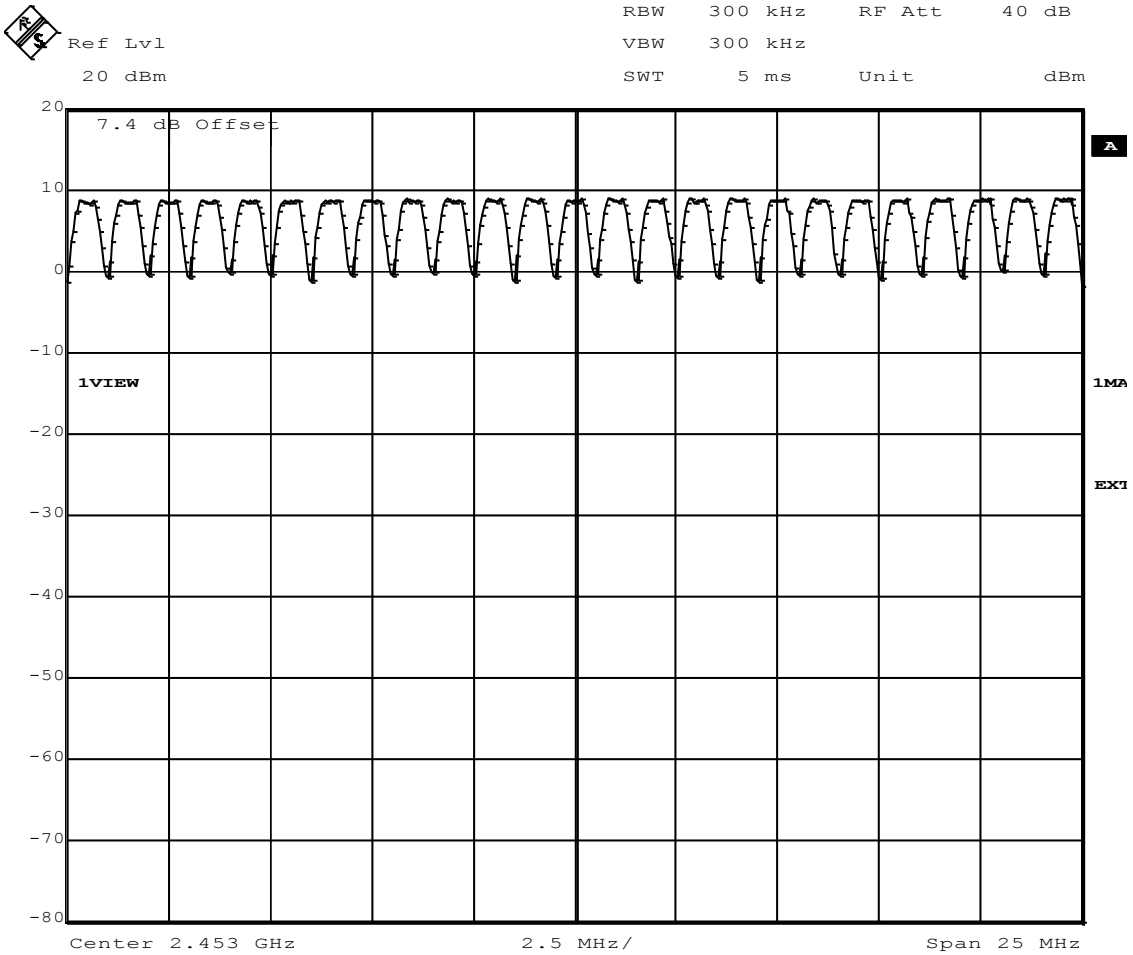

Comment A: Number of hopping frequencies

Number of hopping frequencies - Range D

FCC part 15.247

Number of hopping frequencies

EUT	IP Handset with Bluetooth
Model	VVX601
Approval Holder	Polycom Inc.. / G0M-1507-4951
Temperature / Voltage	24°C / Unom: 120 VAC (AC/DC adaptor)
Test Site / Operator	Eurofins Product Service GmbH / Mr. Pudell
Comment 1	Number of hopping frequencies
Comment 2	Channel.: 64-78
Comment 3	pass

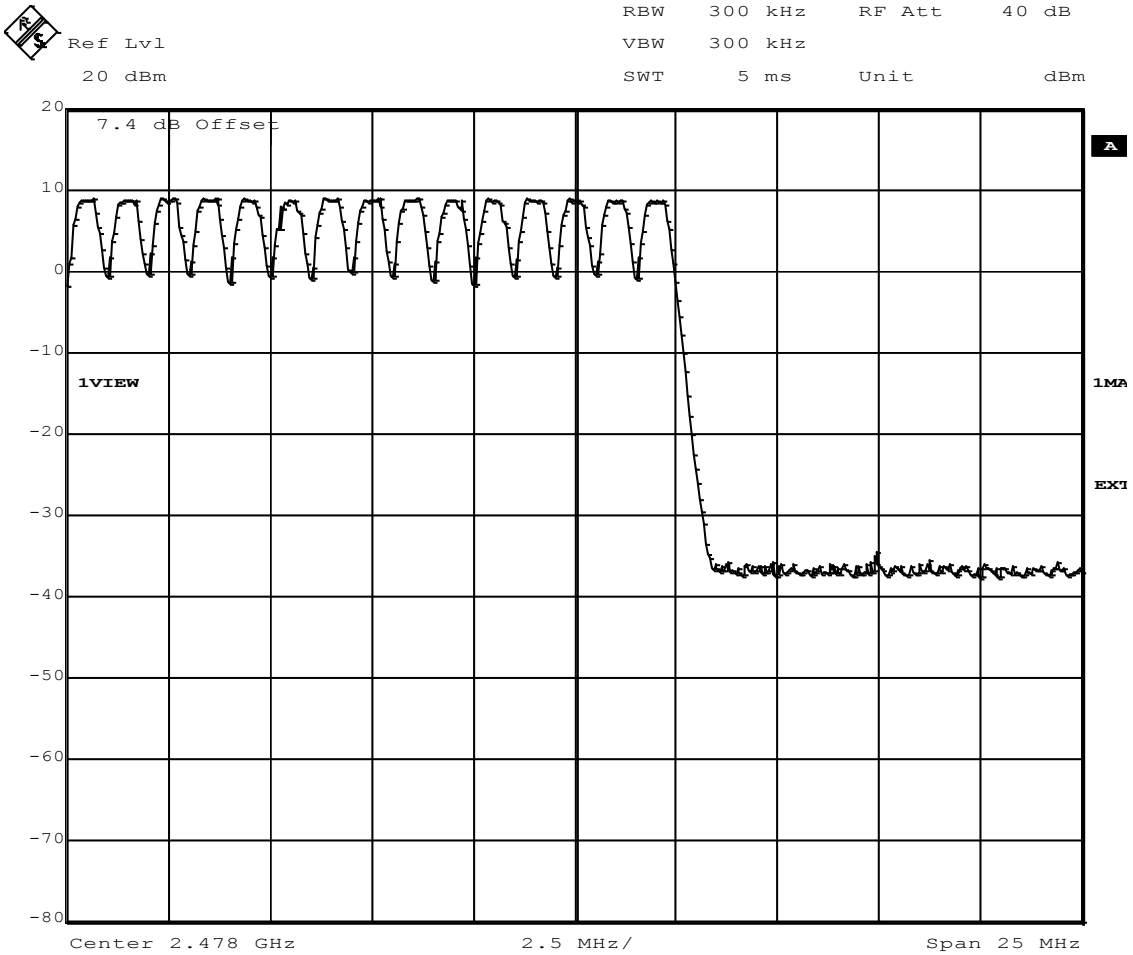

3.4 Test Conditions and Results – Frequency hopping channel separation

Frequency hopping channel separation acc. to FCC 15.247 / IC RSS-247	**Verdict: PASS**
EUT requirement rule parts and clause	Reference
	FCC 15.247(a)(1) / IC RSS-247 5.1
Test according to measurement reference	Reference Method
	ANSI C63.10
Test frequency range	Tested frequencies
	2441 & 2442 MHz
EUT test mode	DH5-Hop

Limits

Limit	Condition
≥ 25 kHz or ⅔ of 20 dB bandwidth	Output power ≤ 125 mW / 21 dBm
≥ 25 kHz or 20 dB bandwidth	125 mW / 21 dBm < Output power ≤ 1 W / 30 dBm

Test setup

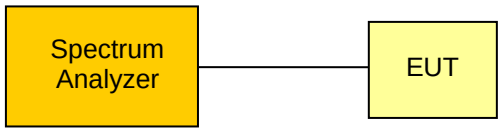

Test procedure

1. EUT set to test mode (Communication tester is used if needed)
2. Span set to measurement frequency range
3. Detector set to peak and max hold
4. Resolution bandwidth is set small enough to resolve hopping channel emission spectra
5. The two adjacent channel peaks are marked
6. Channel separation is determined from frequency separation of markers

Test results

Channel separation [kHz]	Limit [kHz]	Result
1000.801	≥ ⅔ · 926 = 617.3	PASS

Comments:

Frequency hopping channel separation

FCC part 15.247

Carrier frequency separation

EUT	IP Handset with Bluetooth
Model	VVX601
Approval Holder	Polycom Inc.. / G0M-1507-4951
Temperature / Voltage	24°C / Unom: 120 VAC (AC/DC adaptor)
Test Site / Operator	Eurofins Product Service GmbH / Mr. Pudell
Comment 1	Carrier frequency separation
Comment 2	Channel.: 39/40 / 2441/2442 MHz
Comment 3	Hopping mode

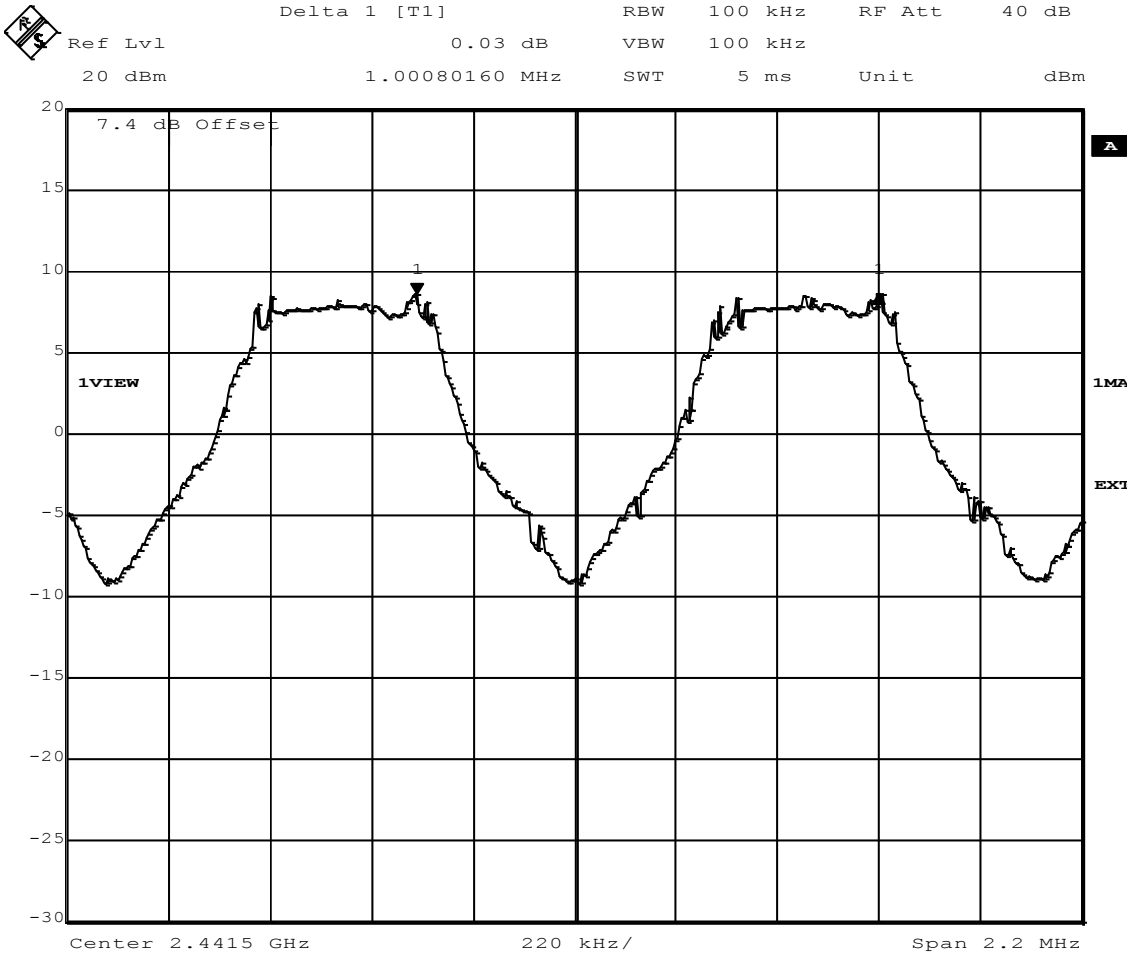

Comment A: Limit: > two-thirds of the 20 dB bandwidth ; Result: Pass

3.5 Test Conditions and Results – Time of occupancy (Dwell Time)

Time of occupancy (Dwell time) acc. to FCC 15.247 / IC RSS-247	**Verdict: PASS**
EUT requirement rule parts and clause	Reference
	FCC 15.247(a)(1)(iii) / IC RSS-247 5.1
Test according to measurement reference	Reference Method
	ANSI C63.10
Test frequency range	Tested frequencies
	2441 MHz
EUT test mode	DH5-Hop

Limits

Limit

Time of occupancy ≤ 0.4 s within 0.4 s · Number of hopping channels

Test setup

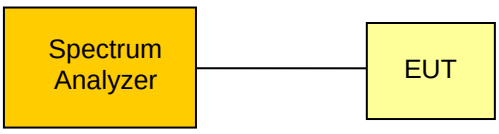

Test procedure

1. EUT set to test mode (Communication tester is used if needed)
2. Center frequency set to test channel center frequency
3. Span set to zero span and detector to peak and max hold
4. Resolution bandwidth is set to 100kHz and sweep time to observation period
5. Time of occupancy determined from number of peaks multiplied by single hop dwell time

Test results

Observation period [s]	No. of hops	Dwell time/hop [s]	Time of occupancy [s]	Limit [s]	Result
31.6	63	0.00289	0.182	≤ 0.4	PASS

Comments:

Time of occupancy

FCC part 15.247

Time of occupancy (dwell time)

EUT	IP Handset with Bluetooth
Model	VVX601
Approval Holder	Polycom Inc.. / G0M-1507-4951
Temperature / Voltage	24°C / Unom: 120 VDC (adaptor)
Test Site / Operator	Eurofins Product Service GmbH / Mr. Pudell
Comment 1	Time of occupancy
Comment 2	Channel.: 39 / 2441 MHz (Hopping mode)
Comment 3	63 events * 2.893 ms result: 182.259 ms

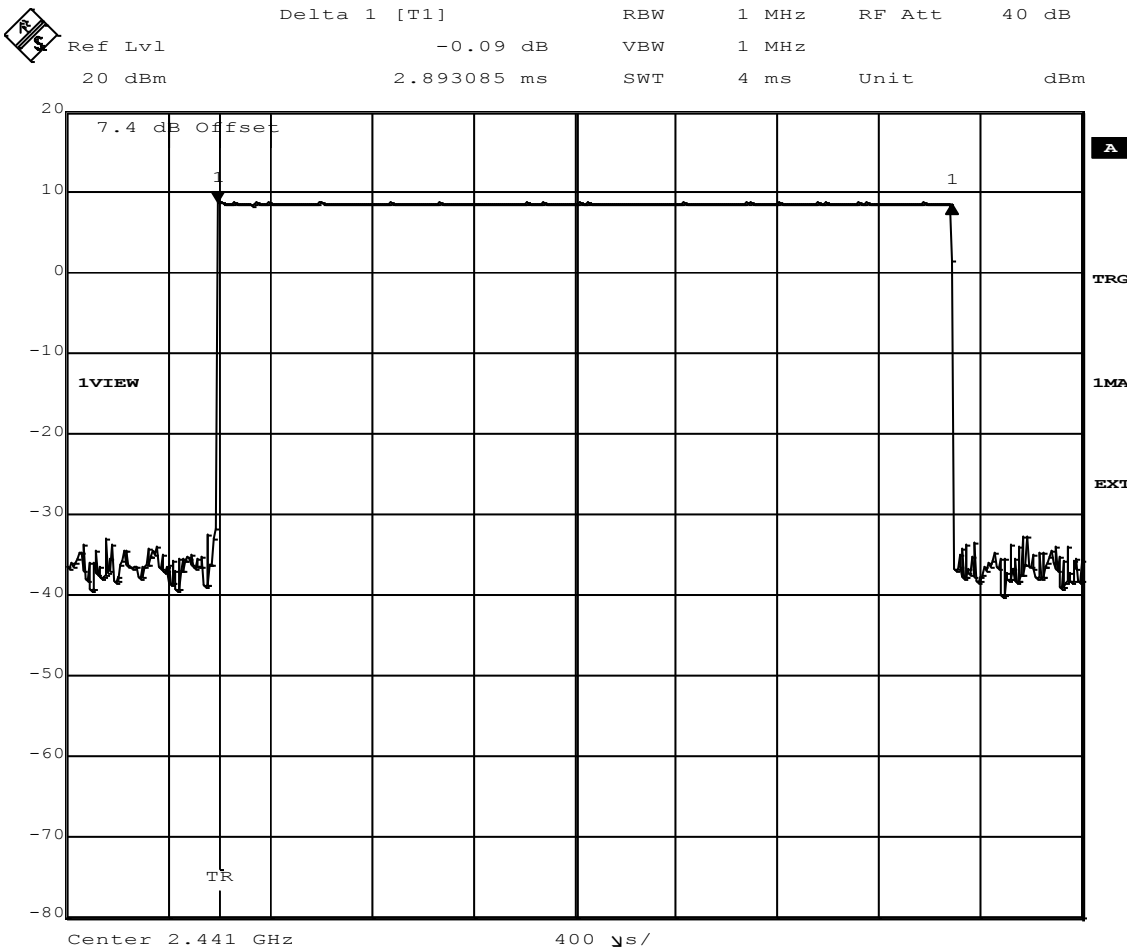

Comment A: Burst length=2.89309 ms

3.6 Test Conditions and Results – Maximum peak conducted power

Maximum peak conducted power acc. to FCC 15.247 / IC RSS-247	**Verdict: PASS**
EUT requirement rule parts and clause	Reference
	FCC 15.247(b)(1) / IC RSS-247 5.4
Test according to measurement reference	Reference Method
	ANSI C63.10
Test frequency range	Tested frequencies
	F_{LOW} / F_{MID} / F_{HIGH}
Measurement mode	Peak
Maximum antenna gain	(5) 0 dBi ⇒ Limit correction = 0 dB

Limits

Limit	Condition
1 W (30 dBm)	Number of hopping channels ≥ 75
0.125 W (21 dBm)	75 > Number of hopping channels ≥ 15

The conducted output power limit specified above is based on the use of antennas with directional gains that do not exceed 6 dBi. If transmitting antennas of directional gain greater than 6 dBi are used, the conducted output power from the intentional radiator shall be reduced below the stated values in the table, as appropriate, by the amount in dB that the directional gain of the antenna exceeds 6 dBi.

Test setup

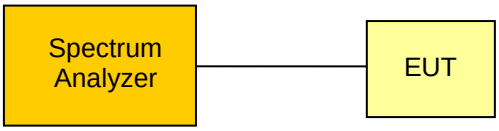

Test procedure

1. EUT set to test mode (Communication tester is used if needed)
2. Center frequency set to test channel center frequency
3. Span set to twice the 20 dB bandwidth and detector to peak and max hold
4. Resolution bandwidth is set to 3 MHz
5. Peak conducted power is determined from peak of spectrum envelope

Test results								
Channel	Frequency [MHz]	Voltage	Mode	Peak power [dBm]	Peak power [W]	Limit [dBm]	Margin [dB]	Result
F_{LOW}	2402	120 V AC	DH5-Sngl	8.51	0.0071	30	-21.49	PASS
F_{MID}	2441	120 V AC	DH5-Sngl	8.82	0.0076	30	-21.18	PASS
F_{HIGH}	2480	120 V AC	DH5-Sngl	8.56	0.0072	30	-21.46	PASS
Comments:								

3.7 Test Conditions and Results – AC power line conducted emissions

Power line conducted emissions acc. to FCC 47 CFR 15.207 / IC RSS-Gen				**Verdict: PASS**
Test according referenced standards	Reference Method			
	ANSI C63.4			
Fully configured sample scanned over the following frequency range	Frequency range			
	0.15 MHz to 30 MHz			
Points of Application	Application Interface			
AC Mains	LISN			
EUT test mode	AC-Powerline			
Limits and results				
Frequency [MHz]	Quasi-Peak [dBµV]	Result	Average [dBµV]	Result
0.15 to 5	66 to 56*	PASS	56 to 46*	PASS
0.5 to 5	56	PASS	46	PASS
5 to 30	60	PASS	50	PASS
Comments: * Limit decreases linearly with the logarithm of the frequency.				

Conducted Emissions

EMI voltage test in the ac-mains according to FCC 15B

Project number: G0M-1507-4951

Applicant:	Polycom Inc.
EUT Name:	Desktop VoIP Bluetooth Telephone
Model:	VVX 601
Test Site:	Eurofins Product Service GmbH
Operator:	Mr. Handrik
Test Conditions:	Tnom: 23°C, Unom: 120 V AC
LISN:	ESH2-Z5 N
Mode:	Bluetooth: 2402 MHz, DH5, DUT-Mode
Test Date:	2015-08-14
Note:	

Index 42

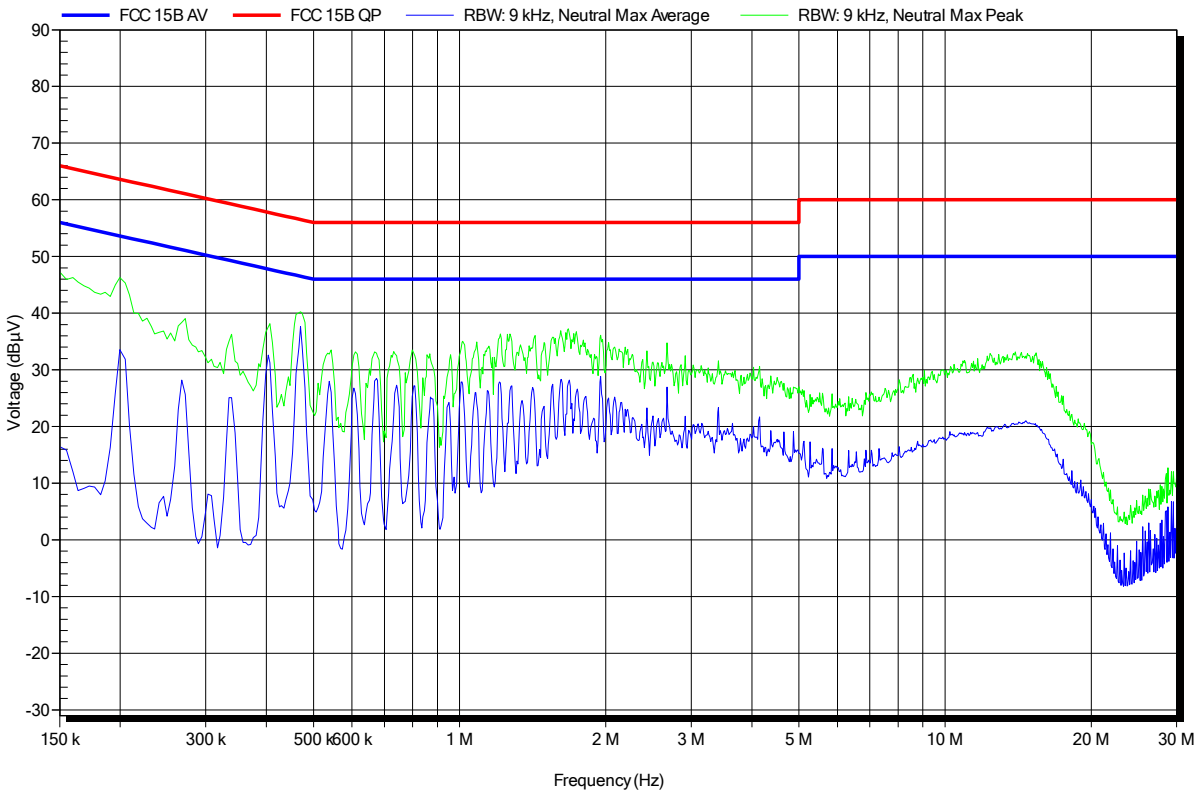

Conducted Emissions

EMI voltage test in the ac-mains according to FCC 15B

Project number: G0M-1507-4951

Applicant:	Polycom Inc.
EUT Name:	Desktop VoIP Bluetooth Telephone
Model:	VVX 601
Test Site:	Eurofins Product Service GmbH
Operator:	Mr. Handrik
Test Conditions:	Tnom: 23°C, Unom: 120 V AC
LISN:	ESH2-Z5 L
Mode:	Bluetooth: 2402 MHz, DH5, DUT-Mode
Test Date:	2015-08-14
Note:	

Index 43

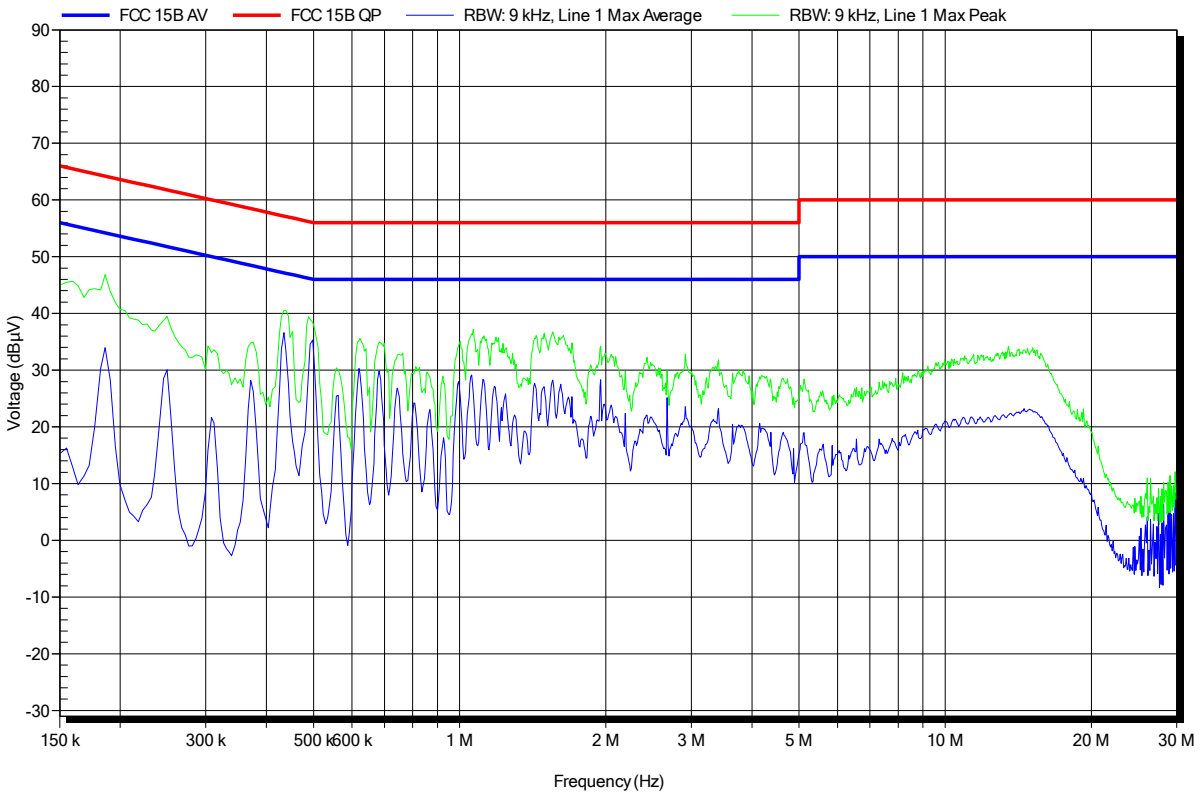

3.8 Test Conditions and Results – Band edge compliance

Band-edge compliance acc. to FCC 15.247 / IC RSS-247	**Verdict: PASS**
EUT requirement rule parts and clause	Reference
	FCC 15.247(d) / IC RSS-247 5.5
Test according to measurement reference	Reference Method
	ANSI C63.10
Test frequency range	Tested frequencies
	F_{LOW} / F_{HIGH}
Measurement mode	Peak

Limits

Limit	Condition
≤ -20 dB/100 kHz	Peak power measurement detector = Peak
≤ -30 dB/100 kHz	Peak power measurement detector = RMS

Test setup

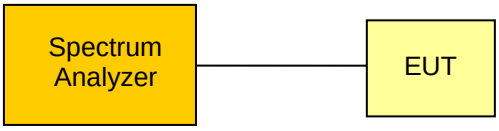

Test procedure

1. EUT set to test mode (Communication tester is used if needed)
2. Span set around lower band edge and detector is set to peak and max hold
3. Resolution bandwidth is set to 100 kHz
4. Markers are set to peak emission levels within frequency band and outside frequency band
5. Band edge attenuation is determined from level difference

Test results

Channel	Frequency [MHz]	Mode	Level [dBc]	Limit [dBc]	Margin [dB]	Result
F_{LOW}	2402	DH5-Sngl	-48.29	-20	-28.29	PASS
F_{HIGH}	2480	DH5-Sngl	-48.11	-20	-28.11	PASS
F_{LOW}	2402	DH5-Hop	-48.47	-20	-28.47	PASS
F_{HIGH}	2480	DH5-Hop	-47.48	-20	-27.48	PASS

Comments:

Band-edge compliance – DH5-Sngl F_{LOW}

Band-edge compliance acc. to FCC 15.247

Project Number: G0M-1507-4951

Applicant:	Polycom Inc.
EUT Name:	Desktop VoIP Bluetooth Telephone
Model:	VVX601
Test Site:	Eurofins Product Service GmbH
Operator:	Burkhard Pudell
Test Conditions:	Tnom / Vnom
Mode:	Tx, DH5, 2402 MHz, single frequency
Test Date:	2015-08-07
Verdict:	Pass
Note 1:	-20 dBr method (ANSI C63.10)
Note 2:	lower Band-edge, conducted measurement

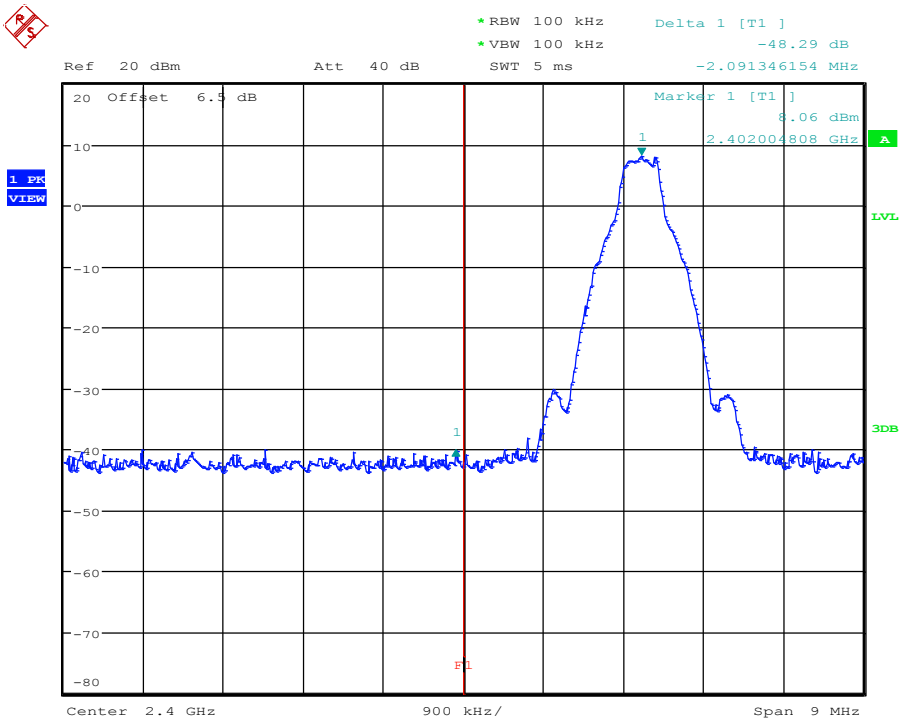

Limit: Marker Delta value >20 dB

Band-edge compliance – DH5-Sngl F_{HIGH}

Band-edge compliance acc. to FCC 15.247

Project Number: G0M-1507-4951

Applicant:	Polycom Inc.
EUT Name:	Desktop VoIP Bluetooth Telephone
Model:	VVX601
Test Site:	Eurofins Product Service GmbH
Operator:	Burkhard Pudell
Test Conditions:	Tnom / Vnom
Mode:	Tx, DH5, 2480 MHz, single frequency
Test Date:	2015-08-07
Verdict:	Pass
Note 1:	-20 dBr method (ANSI C63.10)
Note 2:	lower Band-edge, conducted measurement

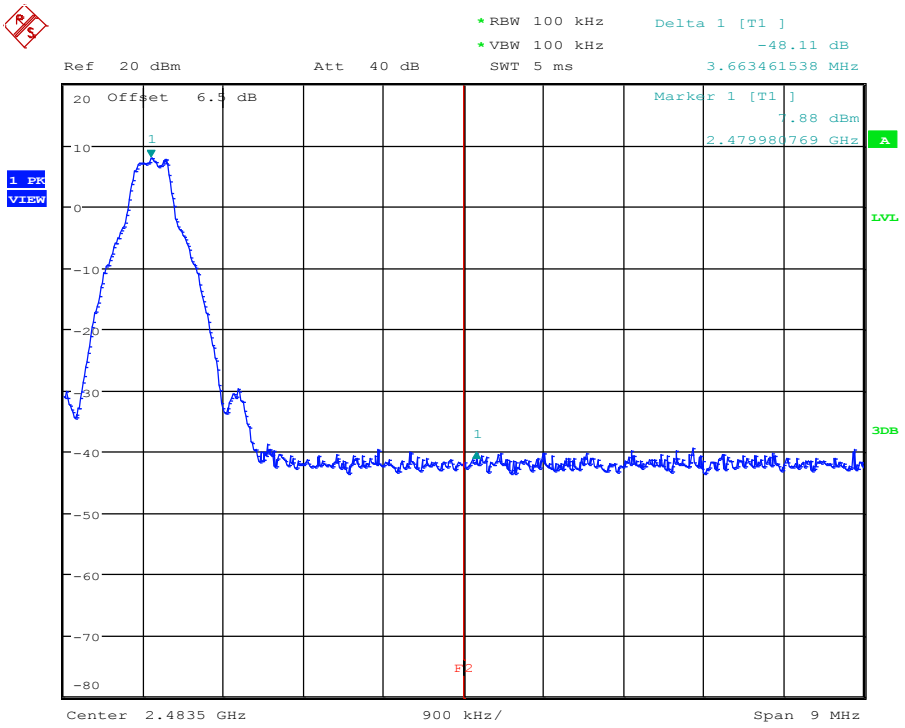

Limit: Marker Delta value >20 dB

Band-edge compliance – DH5-Hop F_{LOW}

Band-edge compliance acc. to FCC 15.247

Project Number: G0M-1507-4951

Applicant:	Polycom Inc.
EUT Name:	Desktop VoIP Bluetooth Telephone
Model:	VVX601
Test Site:	Eurofins Product Service GmbH
Operator:	Burkhard Pudell
Test Conditions:	Tnom / Vnom
Mode:	Tx, DH5, hopping mode
Test Date:	2015-08-07
Verdict:	Pass
Note 1:	-20 dBr method (ANSI C63.10)
Note 2:	lower Band-edge, conducted measurement

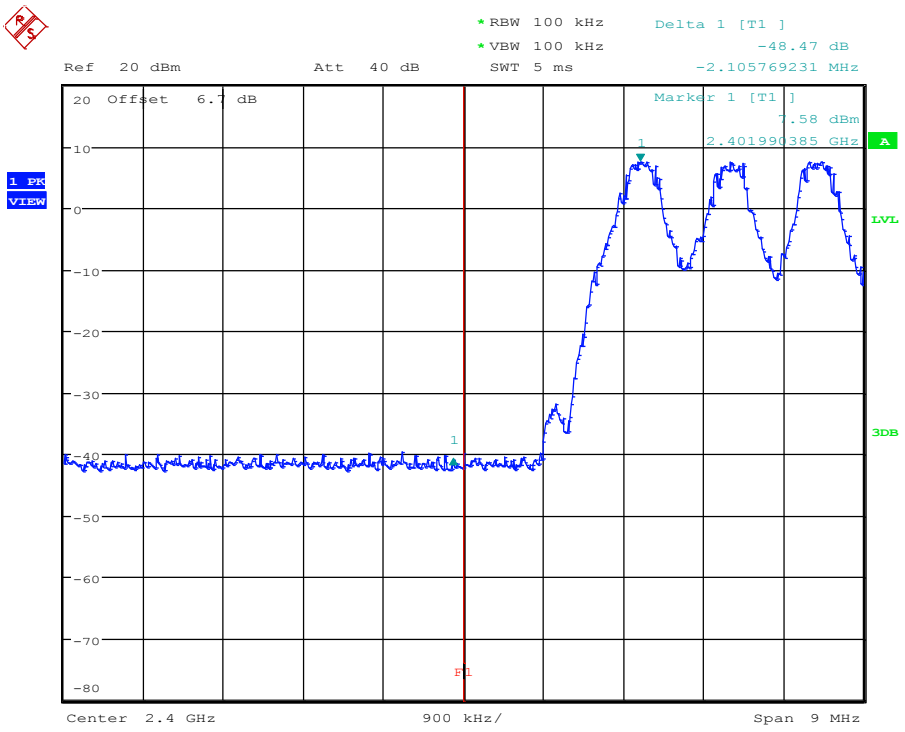

Limit: Marker Delta value >20 dB

Band-edge compliance – DH5-Hop F_{HIGH}

Band-edge compliance acc. to FCC 15.247

Project Number: G0M-1507-4951

Applicant:	Polycom Inc.
EUT Name:	Desktop VoIP Bluetooth Telephone
Model:	VVX601
Test Site:	Eurofins Product Service GmbH
Operator:	Burkhard Pudell
Test Conditions:	Tnom / Vnom
Mode:	Tx, DH5, hopping mode
Test Date:	2015-08-07
Verdict:	Pass
Note 1:	-20 dBr method (ANSI C63.10)
Note 2:	lower Band-edge, conducted measurement

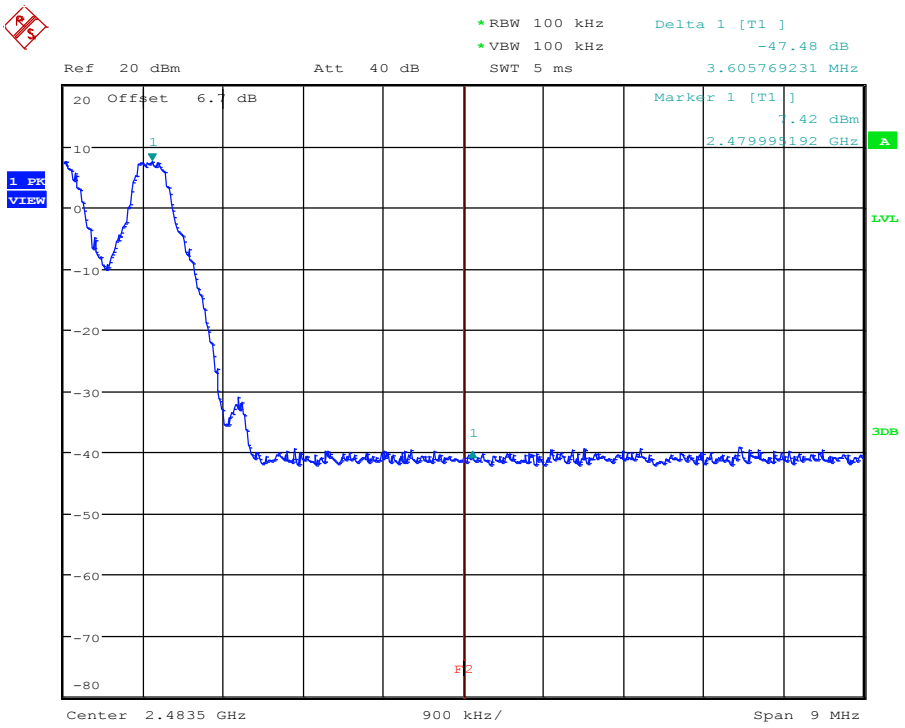

Limit: Marker Delta value >20 dB

3.9 Test Conditions and Results – Conducted spurious emissions

Conducted spurious emissions acc. to FCC 15.247 / IC RSS-247	**Verdict: PASS**
EUT requirement rule parts and clause	Reference
	FCC 15.247(d) / IC RSS-247 5.5
Test according to measurement reference	Reference Method
	ANSI C63.10
Test frequency range	Tested frequencies
	10 MHz – 10th Harmonic
Measurement mode	Peak

Limits

Limit	Condition
≤ -20 dB/100 kHz	Peak power measurement detector = Peak
≤ -30 dB/100 kHz	Peak power measurement detector = RMS

Test setup

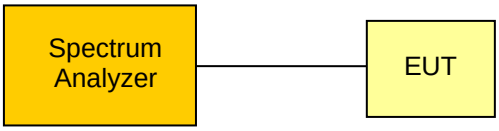

Test procedure

1. EUT set to test mode (Communication tester is used if needed)
2. Span it set according to measurement range
3. Resolution bandwidth is set to 100 kHz and detector to peak and max hold
4. Markers are set to peak emission levels within frequency band
5. Emission level is determined by second marker on emission peak
6. Attenuation is determined from level difference

Test results

Channel	Frequency [MHz]	Mode	Emission [MHz]	Emission Level [dbm]	Peak power [dBm]	Limit [dBm]	Margin [dB]	Result
F_{LOW}	2402	DH5-Sngl	14399	-28.02	7.62	-12.40	-15.62	PASS
F_{MID}	2441	DH5-Sngl	14643	-28.88	8.45	-11.50	-17.38	PASS
F_{HIGH}	2480	DH5-Sngl	14886	-30.91	7.66	-12.30	-18.61	PASS

Comments:

Conducted spurious emissions – DH5-Sngl F_{LOW}

Spurious Emissions acc. to FCC 15.247

Project Number: G0M-1507-4951

Applicant:	Polycom Inc.
EUT Name:	Desktop VoIP Bluetooth Telephone
Model:	VVX601
Test Site:	Eurofins Product Service GmbH
Operator:	Burkhard Pudell
Test Conditions:	Tnom / Vnom
Mode:	Tx, DH5, 2402 MHz
Test Date:	2015-08-07
Verdict:	Pass
Note 1:	Spurious in non-restricted frequency bands (ANSI C63.10)
Note 2:	conducted measurement

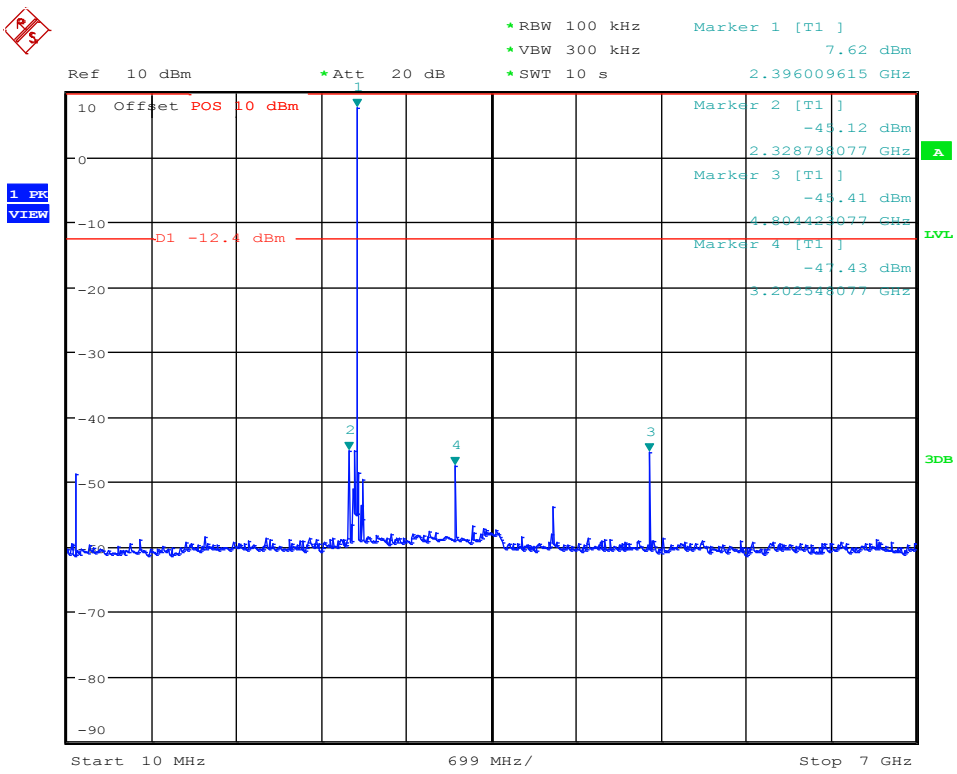

Conducted spurious emissions – DH5-Sngl F_{LOW}

Spurious Emissions acc. to FCC 15.247

Project Number: G0M-1507-4951

Applicant:	Polycom Inc.
EUT Name:	Desktop VoIP Bluetooth Telephone
Model:	VVX601
Test Site:	Eurofins Product Service GmbH
Operator:	Burkhard Pudell
Test Conditions:	Tnom / Vnom
Mode:	Tx, DH5, 2402 MHz
Test Date:	2015-08-07
Verdict:	Pass
Note 1:	Spurious in non-restricted frequency bands (ANSI C63.10)
Note 2:	conducted measurement

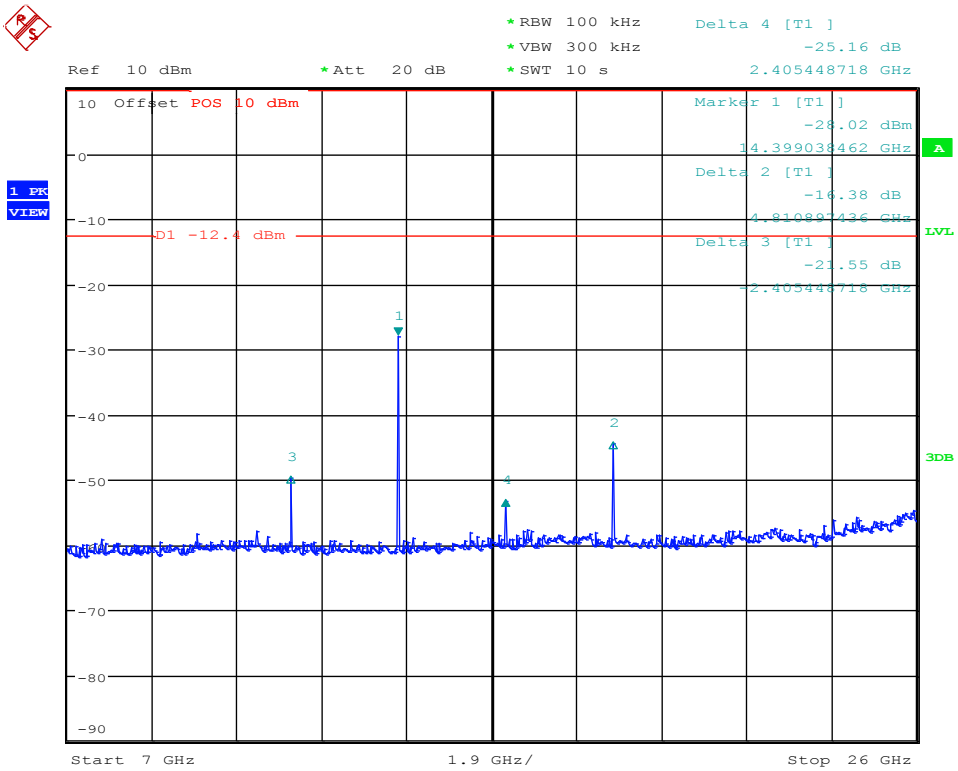

Conducted spurious emissions – DH5-Sngl F_{MID}

Spurious Emissions acc. to FCC 15.247

Project Number: G0M-1507-4951

Applicant:	Polycom Inc.
EUT Name:	Desktop VoIP Bluetooth Telephone
Model:	VVX601
Test Site:	Eurofins Product Service GmbH
Operator:	Burkhard Pudell
Test Conditions:	Tnom / Vnom
Mode:	Tx, DH5, 2441 MHz
Test Date:	2015-08-07
Verdict:	Pass
Note 1:	Spurious in non-restricted frequency bands (ANSI C63.10)
Note 2:	conducted measurement

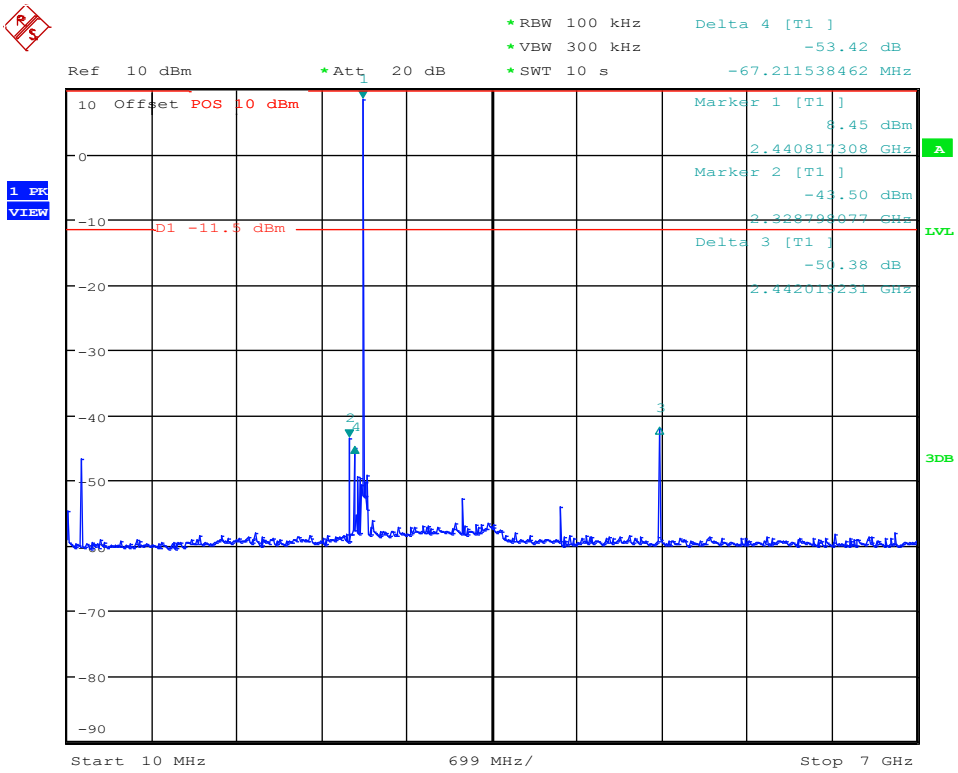

Conducted spurious emissions – DH5-Sngl F_{MID}

Spurious Emissions acc. to FCC 15.247

Project Number: G0M-1507-4951

Applicant:	Polycom Inc.
EUT Name:	Desktop VoIP Bluetooth Telephone
Model:	VVX601
Test Site:	Eurofins Product Service GmbH
Operator:	Burkhard Pudell
Test Conditions:	Tnom / Vnom
Mode:	Tx, DH5, 2441 MHz
Test Date:	2015-08-07
Verdict:	Pass
Note 1:	Spurious in non-restricted frequency bands (ANSI C63.10)
Note 2:	conducted measurement

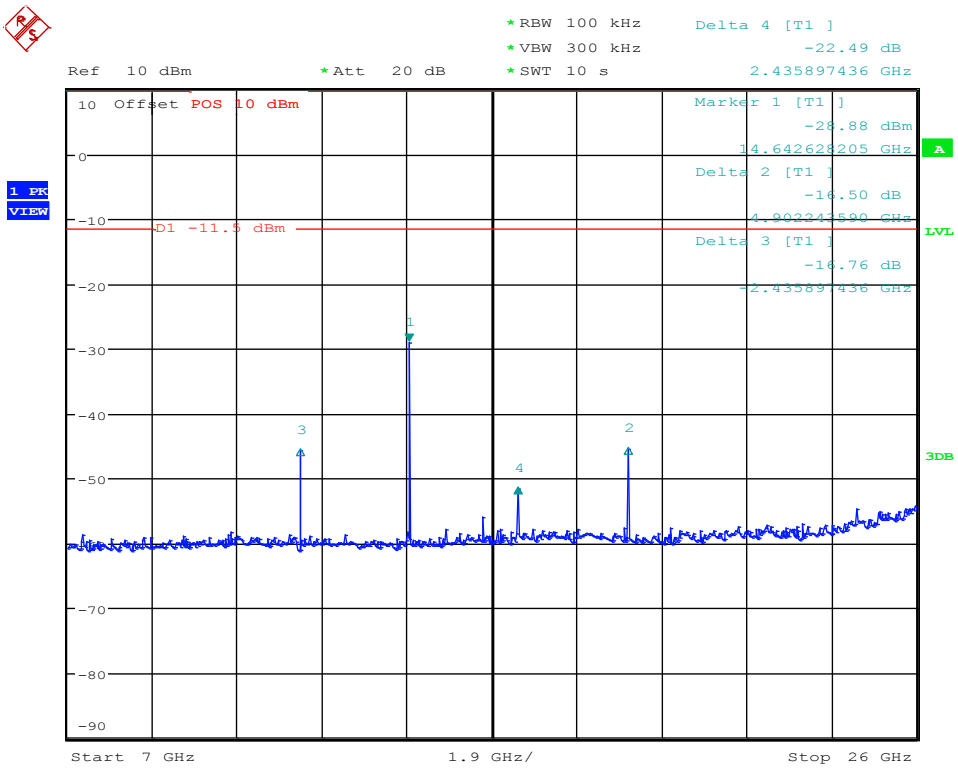

Conducted spurious emissions – DH5-Sngl F_{HIGH}

Spurious Emissions acc. to FCC 15.247

Project Number: G0M-1507-4951

Applicant:	Polycom Inc.
EUT Name:	Desktop VoIP Bluetooth Telephone
Model:	VVX601
Test Site:	Eurofins Product Service GmbH
Operator:	Burkhard Pudell
Test Conditions:	Tnom / Vnom
Mode:	Tx, DH5, 2480 MHz
Test Date:	2015-08-07
Verdict:	Pass
Note 1:	Spurious in non-restricted frequency bands (ANSI C63.10)
Note 2:	conducted measurement

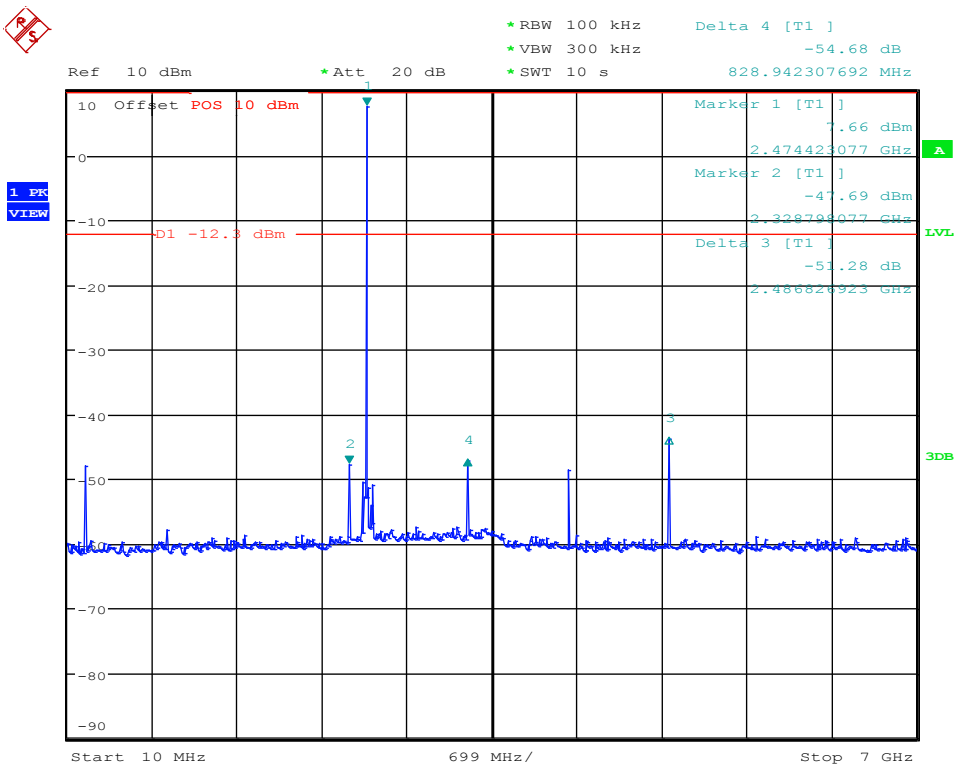

Conducted spurious emissions – DH5-Sngl F_{HIGH}

Spurious Emissions acc. to FCC 15.247

Project Number: G0M-1507-4951

Applicant:	Polycom Inc.
EUT Name:	Desktop VoIP Bluetooth Telephone
Model:	VVX601
Test Site:	Eurofins Product Service GmbH
Operator:	Burkhard Pudell
Test Conditions:	Tnom / Vnom
Mode:	Tx, DH5, 2480 MHz
Test Date:	2015-08-07
Verdict:	Pass
Note 1:	Spurious in non-restricted frequency bands (ANSI C63.10)
Note 2:	conducted measurement

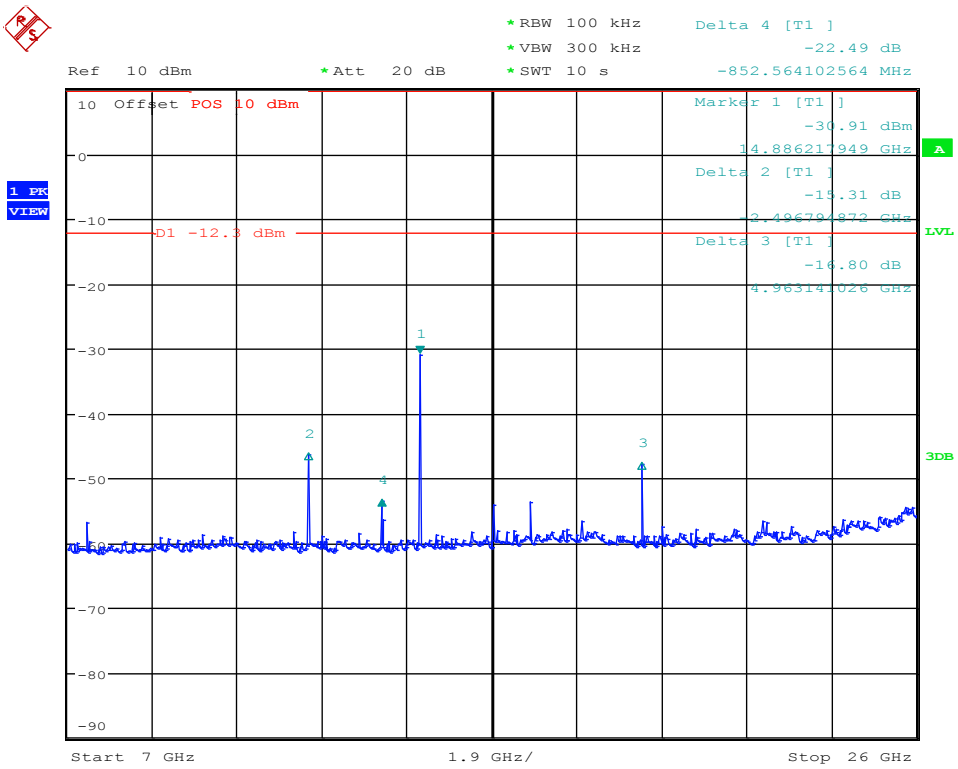

3.10 Test Conditions and Results – Transmitter radiated emissions

Transmitter radiated emissions acc. to FCC 47 CFR 15.247 / IC RSS-247				**Verdict: PASS**
Test according referenced standards		Reference Method		
		FCC 15.247(d) / IC RSS-247 5.5		
Test according to measurement reference		Reference Method		
		ANSI C63.10		
Test frequency range		Tested frequencies		
		30 MHz – 10th Harmonic		
Limits				
Frequency range [MHz]	Detector	Limit [µV/m]	Limit [dBµV/m]	Limit Distance [m]
30 – 88	Quasi-Peak	100	40	3
88 – 216	Quasi-Peak	150	43.5	3
216 – 960	Quasi-Peak	200	46	3
960 – 1000	Quasi-Peak	500	54	3
> 1000	Average	500	54	3
Radiated emissions which fall in the restricted bands, as defined in Section 15.205(a), must also comply with the radiated emission limits specified in Section 15.209(a) (see Section 15.205(c)). When average radiated emission measurements are specified, including average emission measurements below 1000 MHz, there also is a limit on the peak level of the radio frequency emissions. The limit on peak radio frequency emissions is 20 dB above the maximum permitted average emission limit applicable to the equipment under test.				
Test setup				

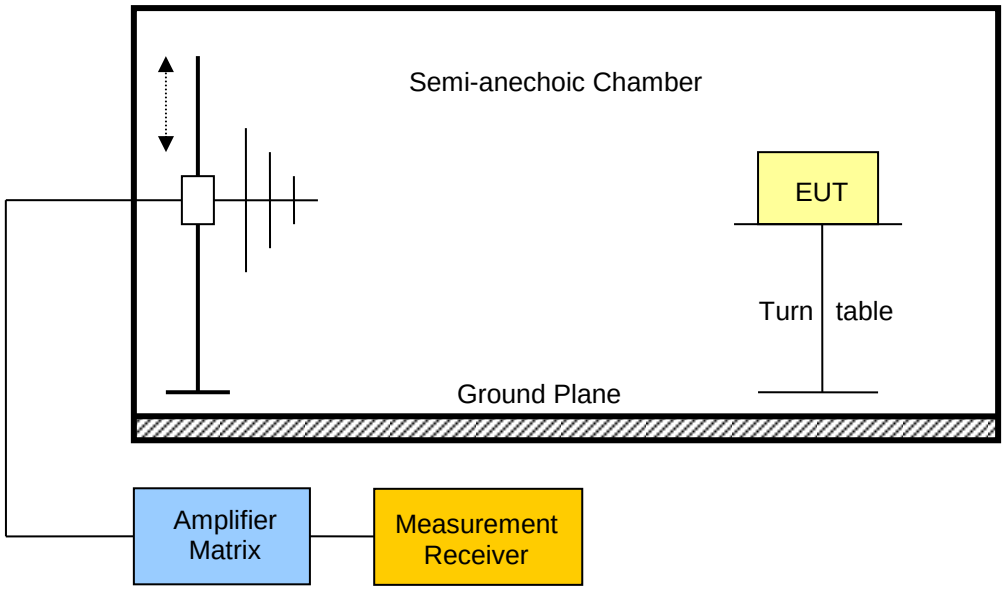

Test procedure
1. EUT set to test mode (Communication tester is used if needed) 2. Span it set according to measurement range 3. Resolution bandwidth below 1 GHz is set according to CISPR 16 with peak/quasi-peak detector and RBW of 1 MHz with peak/average detector is used above 1 GHz 4. Markers are set to peak emission levels within restricted bands

Test results – Internal Antenna

Channel	Frequency [MHz]	Mode	Emission [MHz]	Level [dbµV/m]	Det.	Pol.	Limit [dbµV/m]	Margin [dB]
F_{LOW}	2402	DH5-Sngl	2327	56.08	pk	hor	74.00	-17.92
F_{LOW}	2402	DH5-Sngl	2327	36.47	avg	hor	54.00	-17.53
F_{LOW}	2402	DH5-Sngl	2352	54.62	pk	hor	74.00	-19.38
F_{LOW}	2402	DH5-Sngl	2352	37.60	avg	hor	54.00	-16.40
F_{LOW}	2402	DH5-Sngl	2364	57.80	pk	hor	74.00	-16.20
F_{LOW}	2402	DH5-Sngl	2364	39.29	avg	hor	54.00	-14.71
F_{LOW}	2402	DH5-Sngl	2377	59.10	pk	hor	74.00	-14.90
F_{LOW}	2402	DH5-Sngl	2377	37.81	avg	hor	54.00	-16.19
F_{LOW}	2402	DH5-Sngl	2388	52.72	pk	hor	74.00	-21.28
F_{LOW}	2402	DH5-Sngl	2388	36.99	avg	hor	54.00	-17.01
F_{LOW}	2402	DH5-Sngl	4800	45.81	pk	ver	74.00	-28.19
F_{LOW}	2402	DH5-Sngl	4800	46.77	pk	hor	74.00	-27.23
F_{LOW}	2402	DH5-Sngl	12009	58.20	pk	hor	74.00	-15.80
F_{LOW}	2402	DH5-Sngl	12009	52.65	avg	hor	54.00	-01.35
F_{LOW}	2402	DH5-Sngl	12011	56.74	pk	ver	74.00	-17.26
F_{LOW}	2402	DH5-Sngl	12011	50.86	avg	ver	54.00	-03.14
F_{MID}	2441	DH5-Sngl	2364.3	54.36	pk	hor	74.00	-19.64
F_{MID}	2441	DH5-Sngl	2364.3	27.67	avg	hor	54.00	-26.33
F_{MID}	2441	DH5-Sngl	12206	57.31	pk	ver	74.00	-16.69
F_{MID}	2441	DH5-Sngl	12206	51.82	avg	ver	54.00	-02.18
F_{MID}	2441	DH5-Sngl	12206	58.91	pk	hor	74.00	-15.09
F_{MID}	2441	DH5-Sngl	12206	53.52	avg	hor	54.00	-00.48
F_{HIGH}	2480	DH5-Sngl	2364	54.74	pk	hor	74.00	-19.26
F_{HIGH}	2480	DH5-Sngl	2364	26.57	avg	hor	54.00	-27.43
F_{HIGH}	2480	DH5-Sngl	2483.5	53.57	pk	ver	74.00	-20.43
F_{HIGH}	2480	DH5-Sngl	2483.5	41.87	avg	ver	54.00	-12.13
F_{HIGH}	2480	DH5-Sngl	2483.5	61.64	pk	hor	74.00	-12.36
F_{HIGH}	2480	DH5-Sngl	2483.5	53.08	avg	hor	54.00	-00.92
F_{HIGH}	2480	DH5-Sngl	2486.7	55.10	pk	hor	74.00	-18.90

F_{HIGH}	2480	DH5-Sngl	2486.7	39.23	avg	hor	54.00	-14.77
F_{HIGH}	2480	DH5-Sngl	2489.2	52.97	pk	hor	74.00	-21.03
F_{HIGH}	2480	DH5-Sngl	2489.2	38.60	avg	hor	54.00	-15.40
F_{HIGH}	2480	DH5-Sngl	4960	46.78	pk	ver	74.00	-27.22
F_{HIGH}	2480	DH5-Sngl	4960	45.59	pk	hor	74.00	-28.41
F_{HIGH}	2480	DH5-Sngl	12399	54.70	pk	ver	74.00	-19.30
F_{HIGH}	2480	DH5-Sngl	12399	48.79	avg	ver	54.00	-05.21
F_{HIGH}	2480	DH5-Sngl	12401	57.19	pk	hor	74.00	-16.81
F_{HIGH}	2480	DH5-Sngl	12401	51.90	avg	hor	54.00	-02.10
Comments:								

3.11 Test Conditions and Results – Receiver radiated emissions

Receiver radiated emissions acc. to IC RSS-247				**Verdict: PASS**
Test according referenced standards	Reference Method			
	IC RSS-247 3.1			
Test according to measurement reference	Reference Method			
	ANSI C63.10			
Test frequency range	Tested frequencies			
	30 MHz – 5th Harmonic			
EUT test mode	Receive			
Limits				
Frequency range [MHz]	Detector	Limit [µV/m]	Limit [dBµV/m]	Limit Distance [m]
30 – 88	Quasi-Peak	100	40	3
88 – 216	Quasi-Peak	150	43.5	3
216 – 960	Quasi-Peak	200	46	3
960 – 1000	Quasi-Peak	500	54	3
> 1000	Average	500	54	3
Test setup				

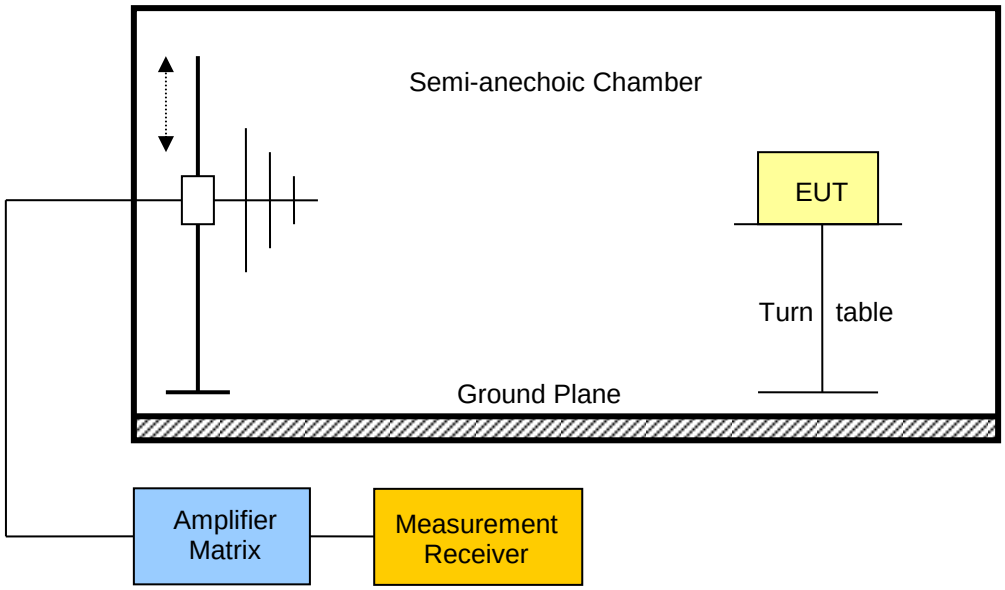

Test procedure
1. EUT set to receive mode (Communication tester is used if needed) 2. Span it set according to measurement range 3. Resolution bandwidth below 1 GHz is set according to CISPR 16 with peak/quasi-peak detector and RBW of 1 MHz with peak/average detector is used above 1 GHz 4. Markers are set to peak emission levels

Test results

Channel	Frequency [MHz]	Emission [MHz]	Emission Level [dbµV/m]	Det.	Pol.	Limit [dBµV/m]	Margin [dBµV/m]
Fscan	2402 - 2480	800	34.31	pk	ver	46.00	-11.69
Fscan	2402 - 2480	800	32.59	pk	hor	46.00	-13.41
Fscan	2402 - 2480	1600	39.70	pk	ver	53.98	-14.28
Fscan	2402 - 2480	5200	49.13	pk	ver	53.98	-4.85

Comments:

ANNEX A Transmitter radiated spurious emissions

Spurious emissions according to FCC 15.247

Project number: G0M-1507-4951

Applicant:	Polycom Inc.
EUT Name:	Desktop VoIP Bluetooth Telephone
Model:	VVX 601
Test Site:	Eurofins Product Service GmbH
Operator:	Mr. Handrik
Test Conditions:	Tnom: 23°C, Vnom: 120 V AC
Antenna:	Rohde & Schwarz HK 116, Vertical
Measurement distance:	3 m
Mode:	TX; Bluetooth: 2402 MHz, DH5, DUT-Mode
Test Date:	2015-08-12
Note:	EUT horizontal

Index 36

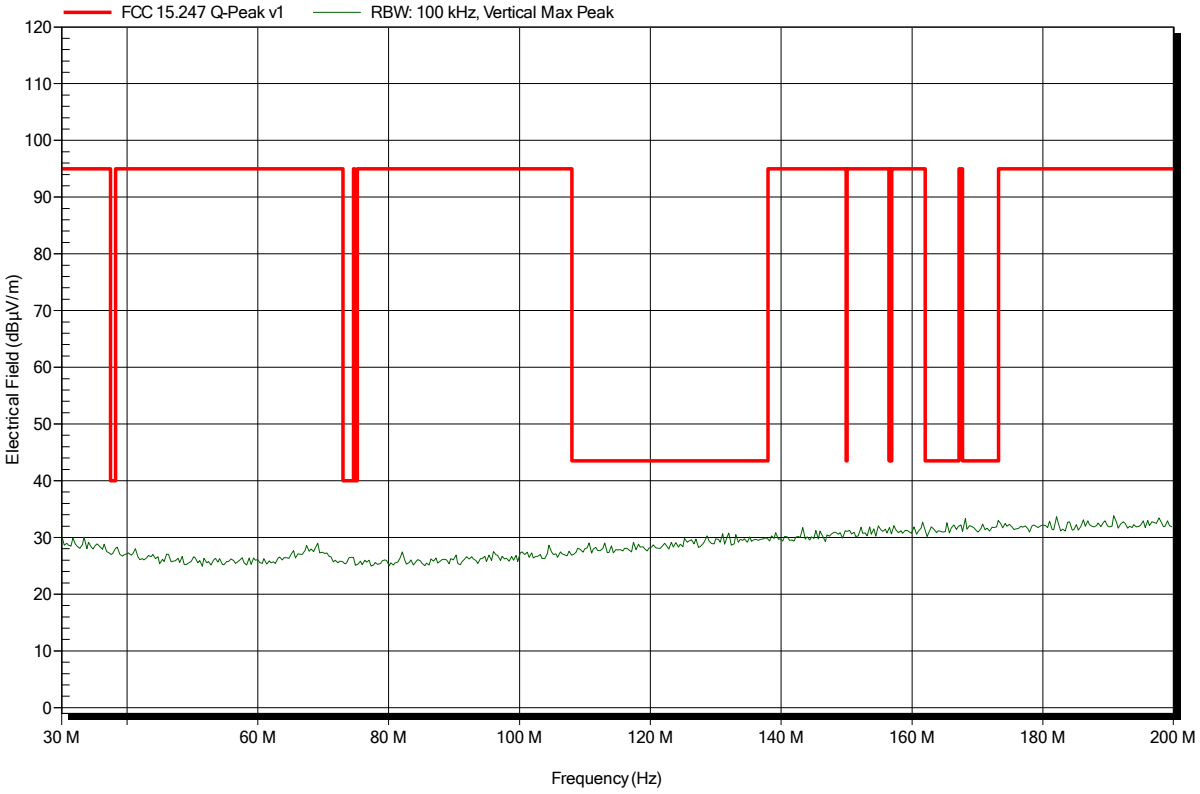

Spurious emissions according to FCC 15.247

Project number: G0M-1507-4951

Applicant:	Polycom Inc.
EUT Name:	Desktop VoIP Bluetooth Telephone
Model:	VVX 601
Test Site:	Eurofins Product Service GmbH
Operator:	Mr. Handrik
Test Conditions:	Tnom: 23°C, Vnom: 120 V AC
Antenna:	Rohde & Schwarz HK 116, Horizontal
Measurement distance:	3 m
Mode:	TX; Bluetooth: 2402 MHz, DH5, DUT-Mode
Test Date:	2015-08-12
Note:	EUT horizontal

Index 41

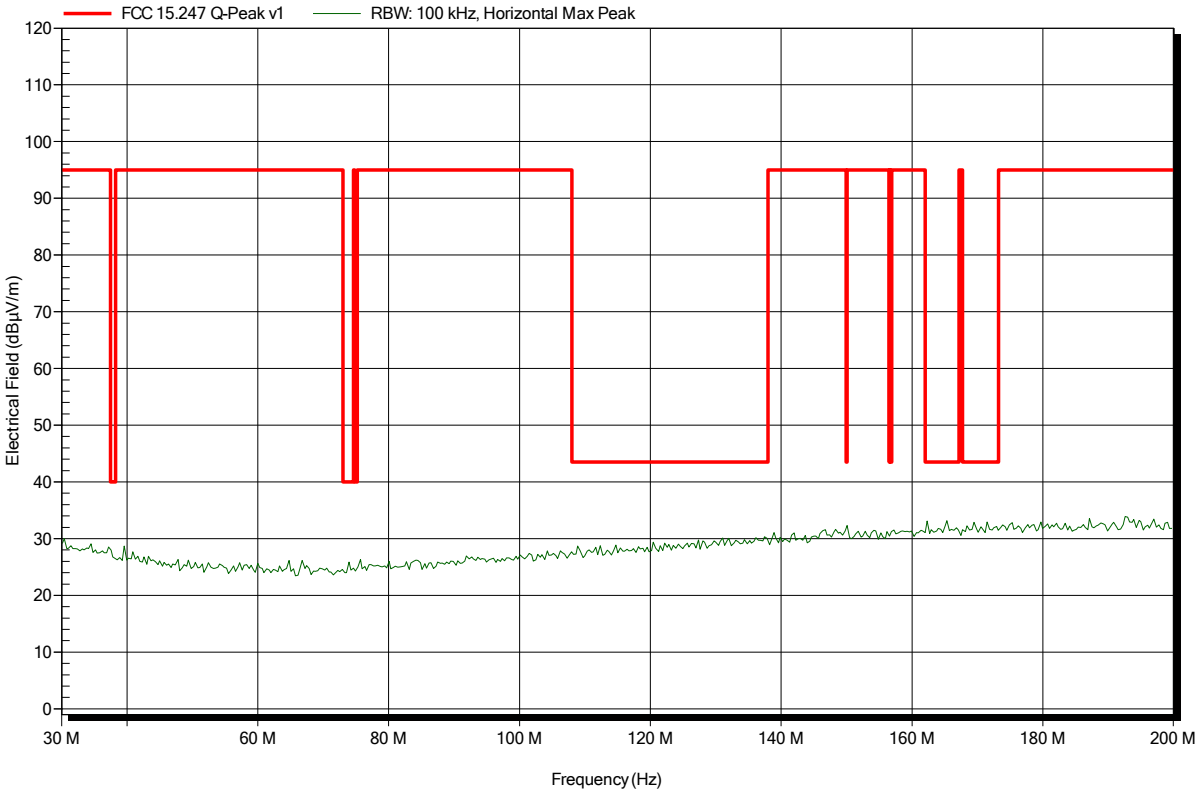

Spurious emissions according to FCC 15.247

Project number: G0M-1507-4951

Applicant:	Polycom Inc.
EUT Name:	Desktop VoIP Bluetooth Telephone
Model:	VVX 601
Test Site:	Eurofins Product Service GmbH
Operator:	Mr. Handrik
Test Conditions:	Tnom: 23°C, Vnom: 120 V AC
Antenna:	Rohde & Schwarz HK 116, Vertical
Measurement distance:	3 m
Mode:	TX; Bluetooth: 2441 MHz, DH5, DUT-Mode
Test Date:	2015-08-12
Note:	EUT horizontal

Index 37

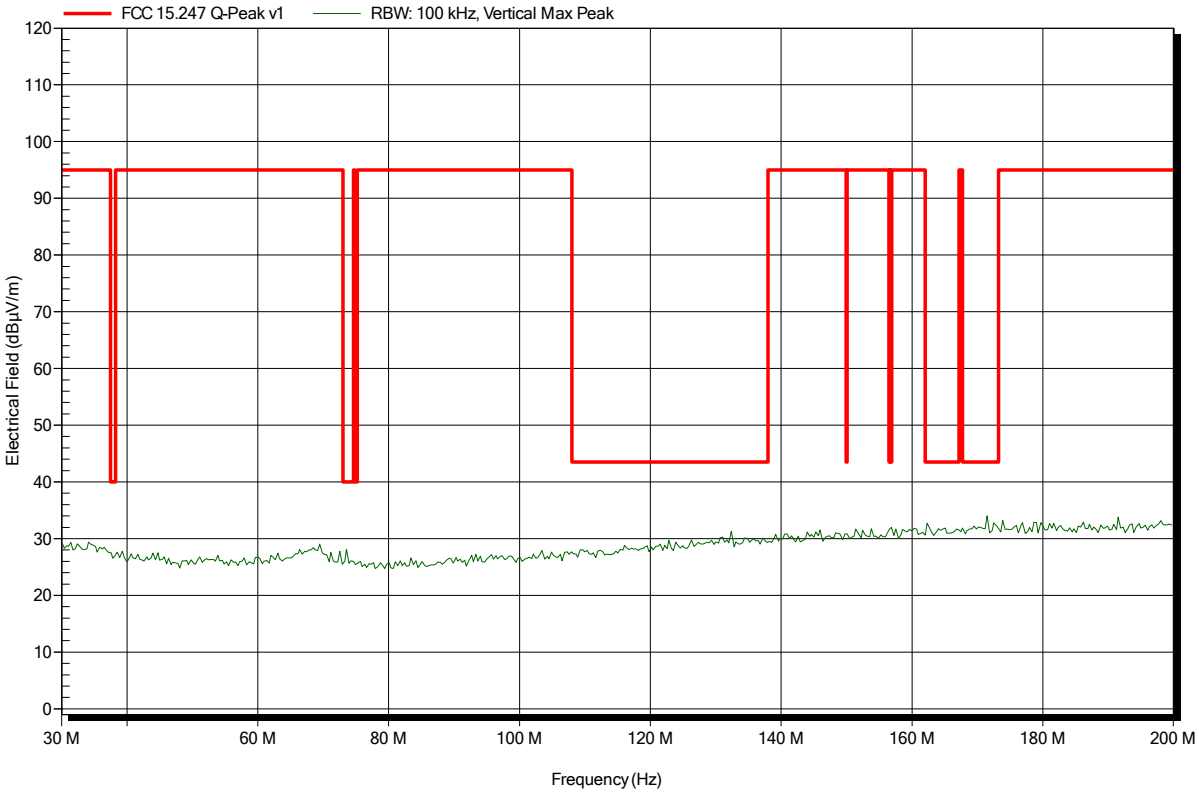

Spurious emissions according to FCC 15.247

Project number: G0M-1507-4951

Applicant:	Polycom Inc.
EUT Name:	Desktop VoIP Bluetooth Telephone
Model:	VVX 601
Test Site:	Eurofins Product Service GmbH
Operator:	Mr. Handrik
Test Conditions:	Tnom: 23°C, Vnom: 120 V AC
Antenna:	Rohde & Schwarz HK 116, Horizontal
Measurement distance:	3 m
Mode:	TX; Bluetooth: 2441 MHz, DH5, DUT-Mode
Test Date:	2015-08-12
Note:	EUT horizontal

Index 40

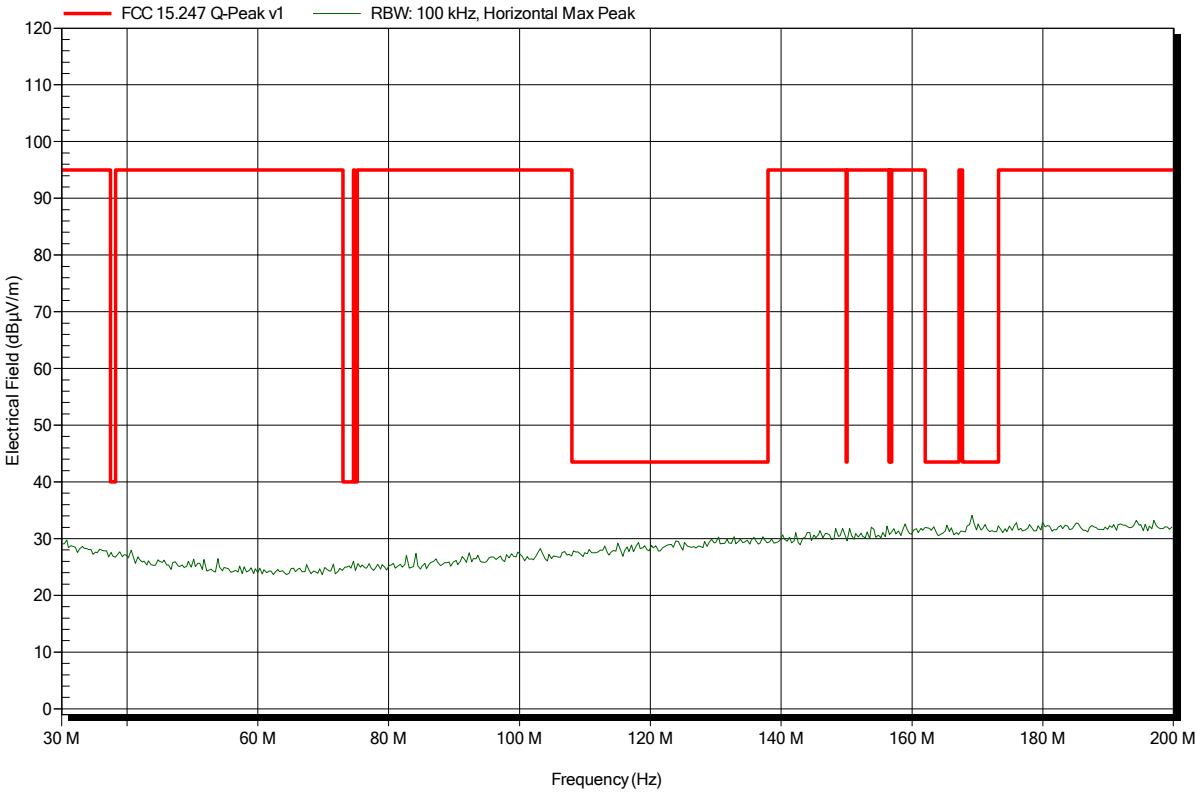

Spurious emissions according to FCC 15.247

Project number: G0M-1507-4951

Applicant:	Polycom Inc.
EUT Name:	Desktop VoIP Bluetooth Telephone
Model:	VVX 601
Test Site:	Eurofins Product Service GmbH
Operator:	Mr. Handrik
Test Conditions:	Tnom: 23°C, Vnom: 120 V AC
Antenna:	Rohde & Schwarz HK 116, Vertical
Measurement distance:	3 m
Mode:	TX; Bluetooth: 2480 MHz, DH5, DUT-Mode
Test Date:	2015-08-12
Note:	EUT horizontal

Index 38

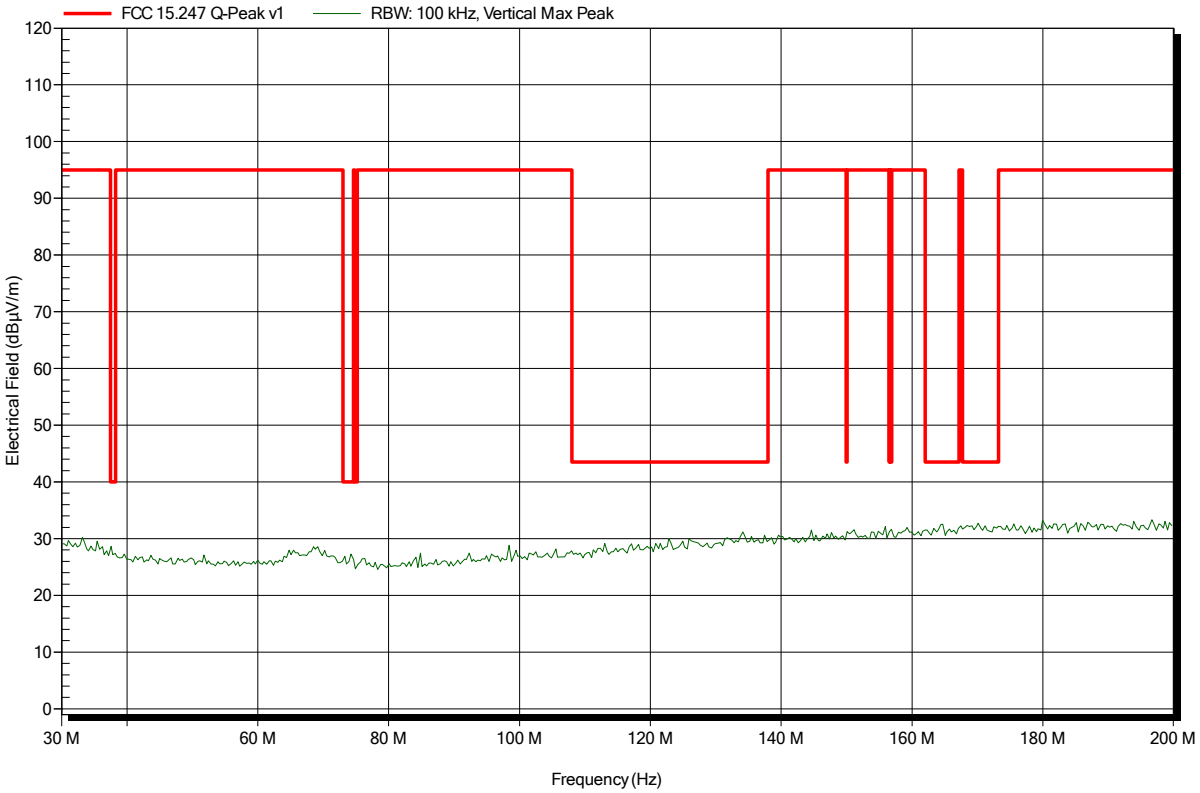

Spurious emissions according to FCC 15.247

Project number: G0M-1507-4951

Applicant:	Polycom Inc.
EUT Name:	Desktop VoIP Bluetooth Telephone
Model:	VVX 601
Test Site:	Eurofins Product Service GmbH
Operator:	Mr. Handrik
Test Conditions:	Tnom: 23°C, Vnom: 120 V AC
Antenna:	Rohde & Schwarz HK 116, Horizontal
Measurement distance:	3 m
Mode:	TX; Bluetooth: 2480 MHz, DH5, DUT-Mode
Test Date:	2015-08-12
Note:	EUT horizontal

Index 39

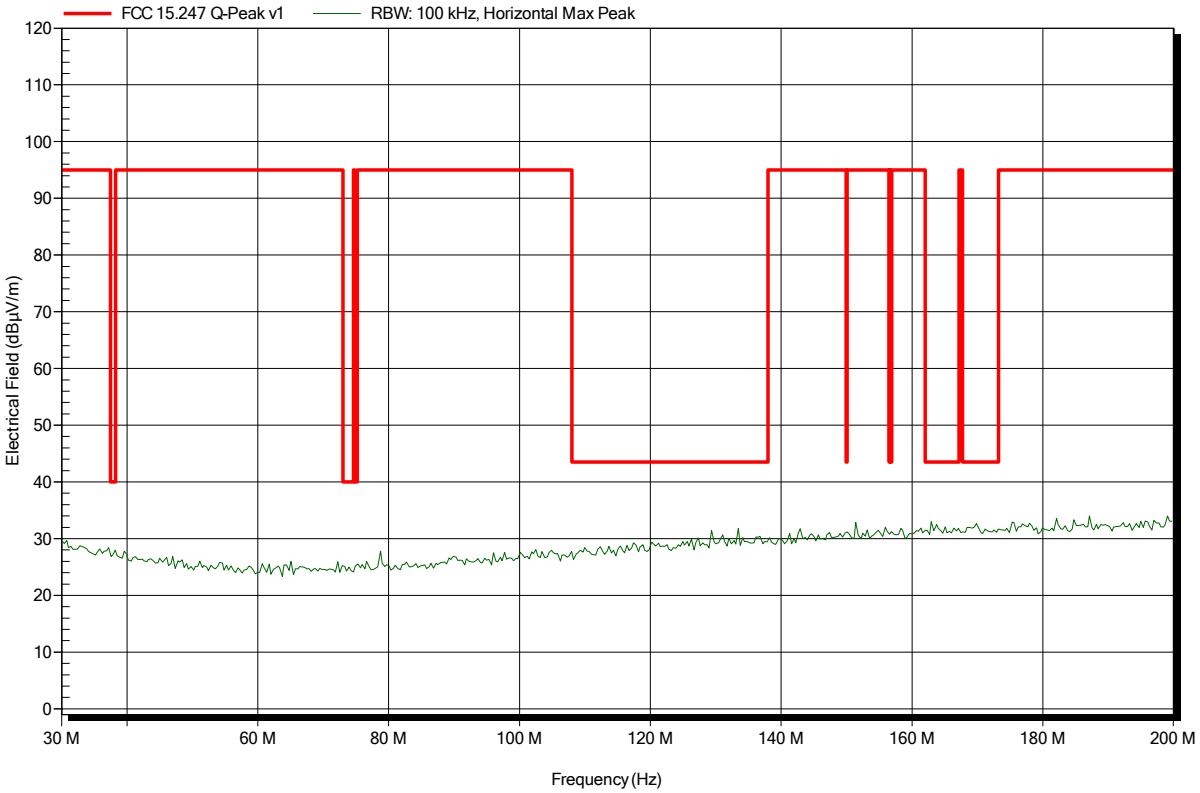

Spurious emissions according to FCC 15.247

Project number: G0M-1507-4951

Applicant:	Polycom Inc.
EUT Name:	Desktop VoIP Bluetooth Telephone
Model:	VVX 601
Test Site:	Eurofins Product Service GmbH
Operator:	Mr. Handrik
Test Conditions:	Tnom: 23°C, Vnom: 120 V AC
Antenna:	Rohde & Schwarz HL 223, Vertical
Measurement distance:	3 m
Mode:	TX; Bluetooth: 2402 MHz, DH5, DUT-Mode
Test Date:	2015-08-12
Note:	EUT horizontal

Index 30

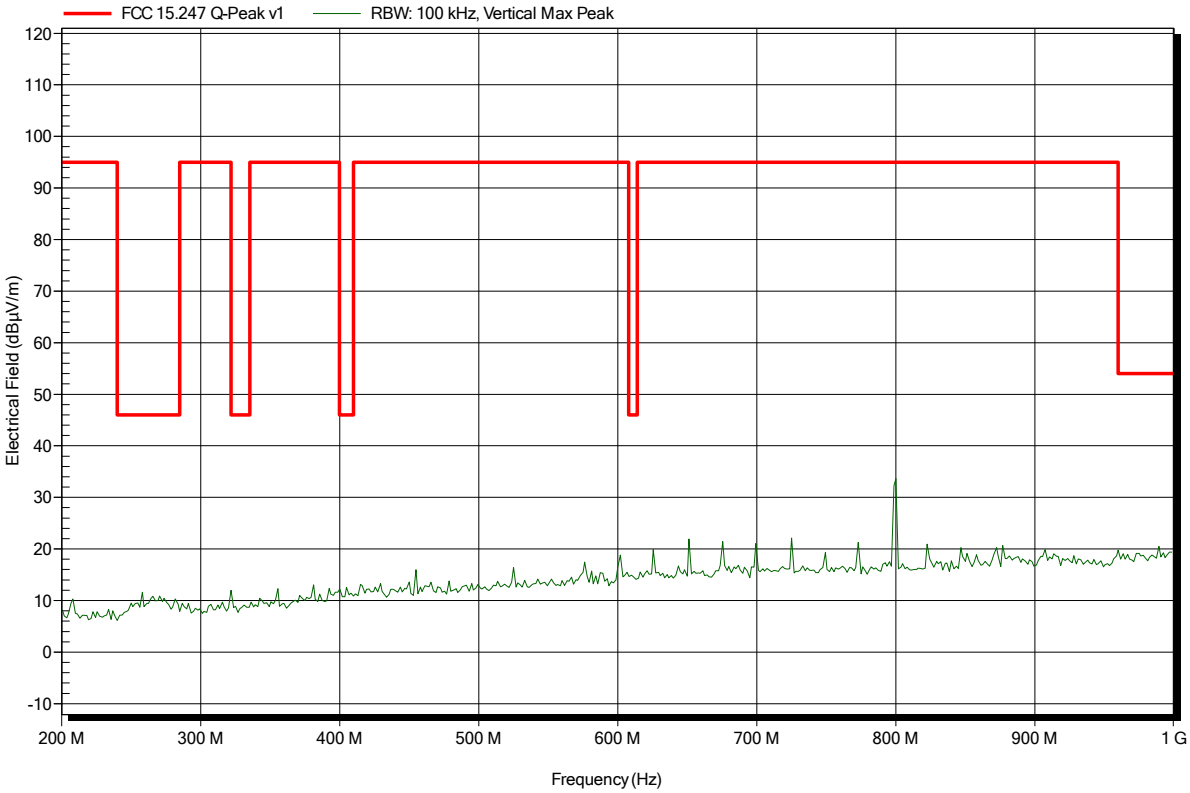

Spurious emissions according to FCC 15.247

Project number: G0M-1507-4951

Applicant:	Polycom Inc.
EUT Name:	Desktop VoIP Bluetooth Telephone
Model:	VVX 601
Test Site:	Eurofins Product Service GmbH
Operator:	Mr. Handrik
Test Conditions:	Tnom: 23°C, Vnom: 120 V AC
Antenna:	Rohde & Schwarz HL 223, Horizontal
Measurement distance:	3 m
Mode:	TX; Bluetooth: 2402 MHz, DH5, DUT-Mode
Test Date:	2015-08-12
Note:	EUT horizontal

Index 35

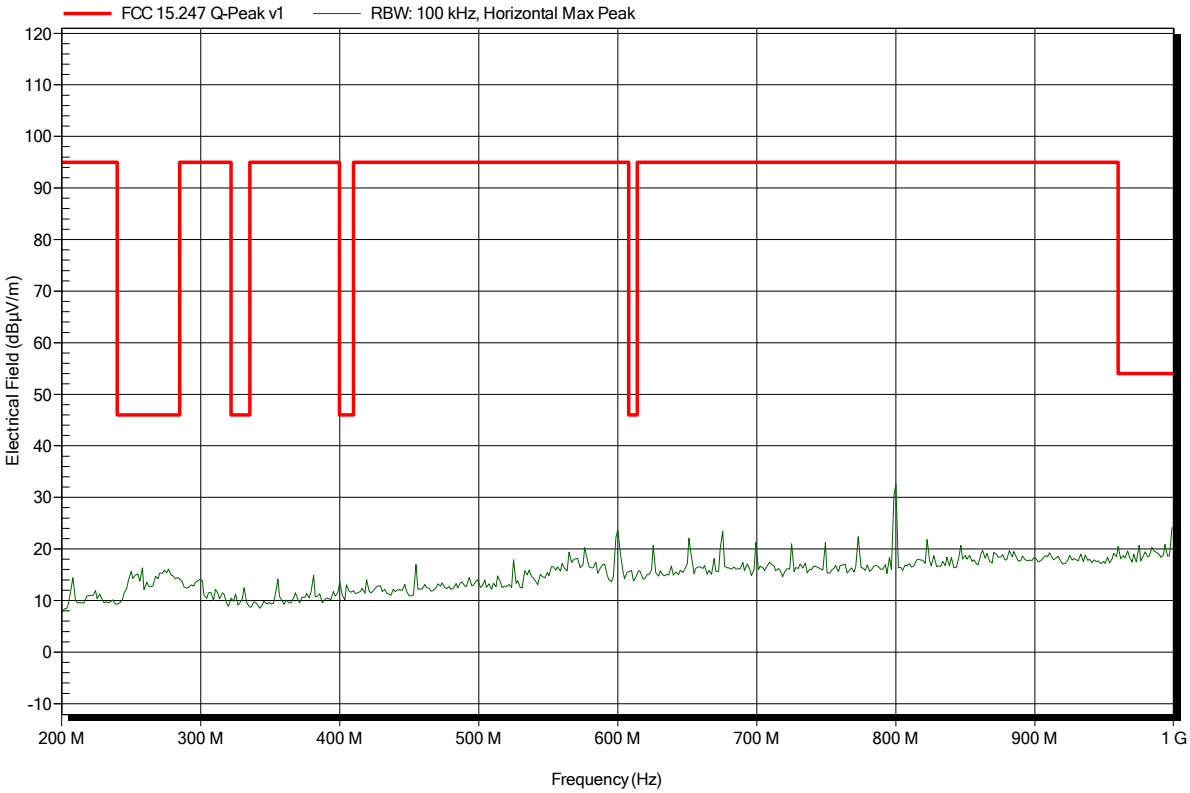

Spurious emissions according to FCC 15.247

Project number: G0M-1507-4951

Applicant:	Polycom Inc.
EUT Name:	Desktop VoIP Bluetooth Telephone
Model:	VVX 601
Test Site:	Eurofins Product Service GmbH
Operator:	Mr. Handrik
Test Conditions:	Tnom: 23°C, Vnom: 120 V AC
Antenna:	Rohde & Schwarz HL 223, Vertical
Measurement distance:	3 m
Mode:	TX; Bluetooth: 2441 MHz, DH5, DUT-Mode
Test Date:	2015-08-12
Note:	EUT horizontal

Index 31

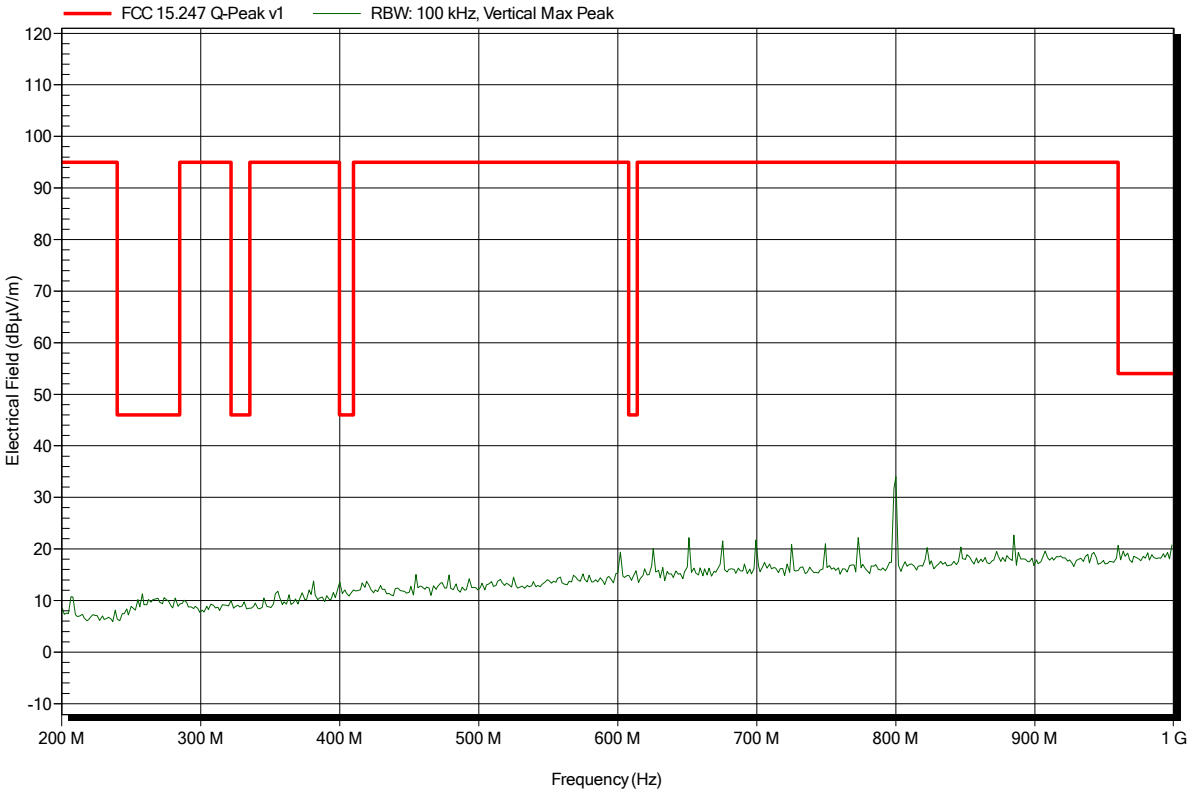

Spurious emissions according to FCC 15.247

Project number: G0M-1507-4951

Applicant:	Polycom Inc.
EUT Name:	Desktop VoIP Bluetooth Telephone
Model:	VVX 601
Test Site:	Eurofins Product Service GmbH
Operator:	Mr. Handrik
Test Conditions:	Tnom: 23°C, Vnom: 120 V AC
Antenna:	Rohde & Schwarz HL 223, Horizontal
Measurement distance:	3 m
Mode:	TX; Bluetooth: 2441 MHz, DH5, DUT-Mode
Test Date:	2015-08-12
Note:	EUT horizontal

Index 34

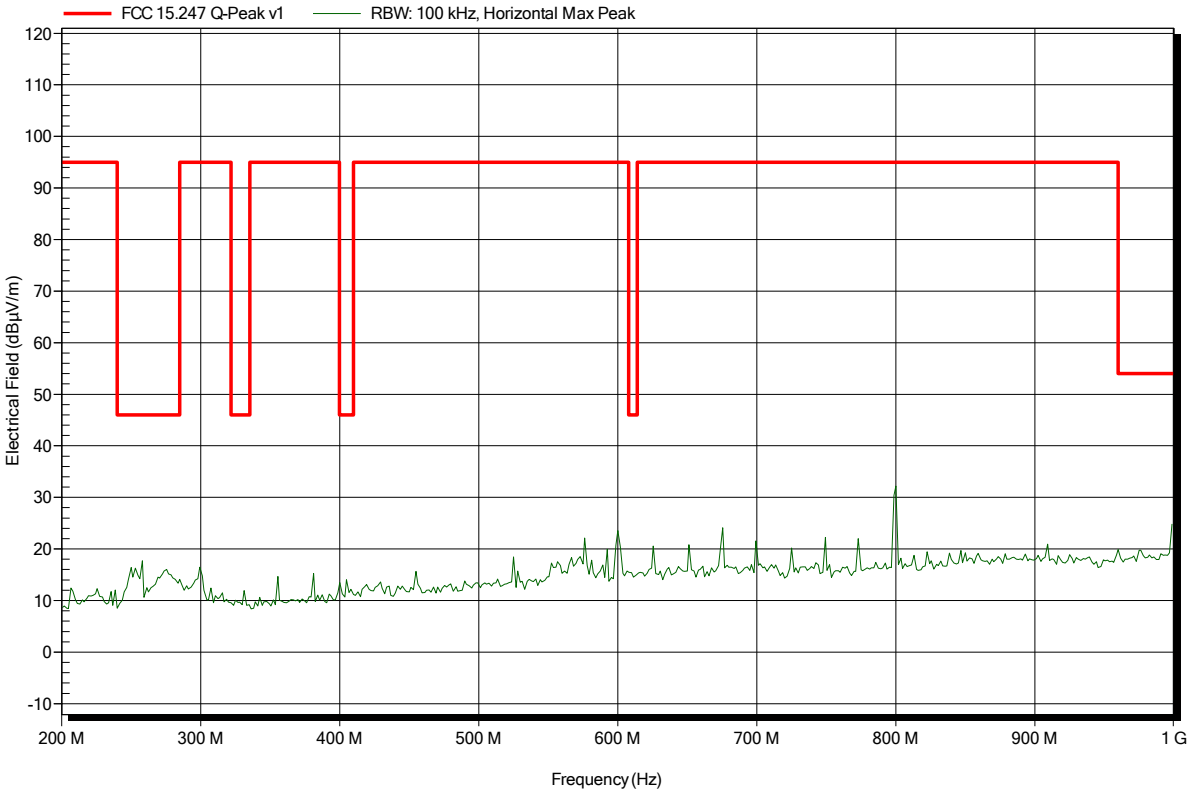

Spurious emissions according to FCC 15.247

Project number: G0M-1507-4951

Applicant:	Polycom Inc.
EUT Name:	Desktop VoIP Bluetooth Telephone
Model:	VVX 601
Test Site:	Eurofins Product Service GmbH
Operator:	Mr. Handrik
Test Conditions:	Tnom: 23°C, Vnom: 120 V AC
Antenna:	Rohde & Schwarz HL 223, Vertical
Measurement distance:	3 m
Mode:	TX; Bluetooth: 2480 MHz, DH5, DUT-Mode
Test Date:	2015-08-12
Note:	EUT horizontal

Index 32

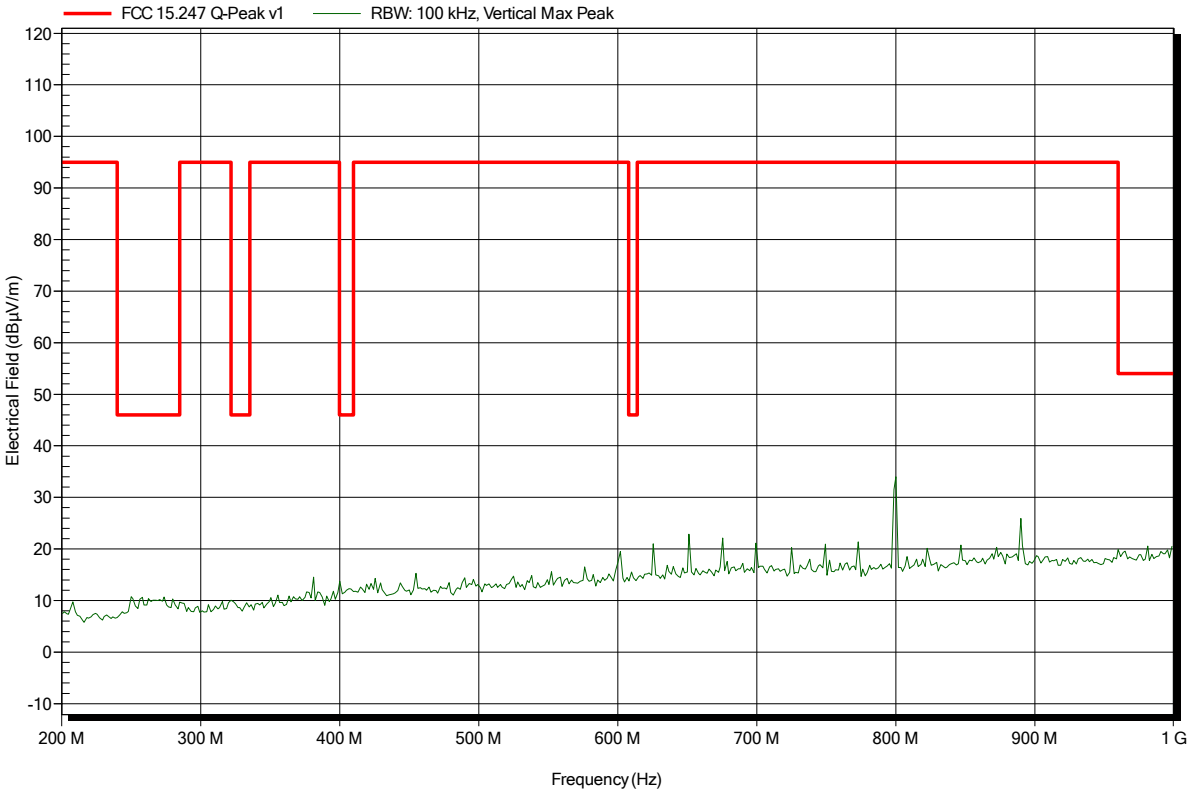

Spurious emissions according to FCC 15.247

Project number: G0M-1507-4951

Applicant:	Polycom Inc.
EUT Name:	Desktop VoIP Bluetooth Telephone
Model:	VVX 601
Test Site:	Eurofins Product Service GmbH
Operator:	Mr. Handrik
Test Conditions:	Tnom: 23°C, Vnom: 120 V AC
Antenna:	Rohde & Schwarz HL 223, Horizontal
Measurement distance:	3 m
Mode:	TX; Bluetooth: 2480 MHz, DH5, DUT-Mode
Test Date:	2015-08-12
Note:	EUT horizontal

Index 33

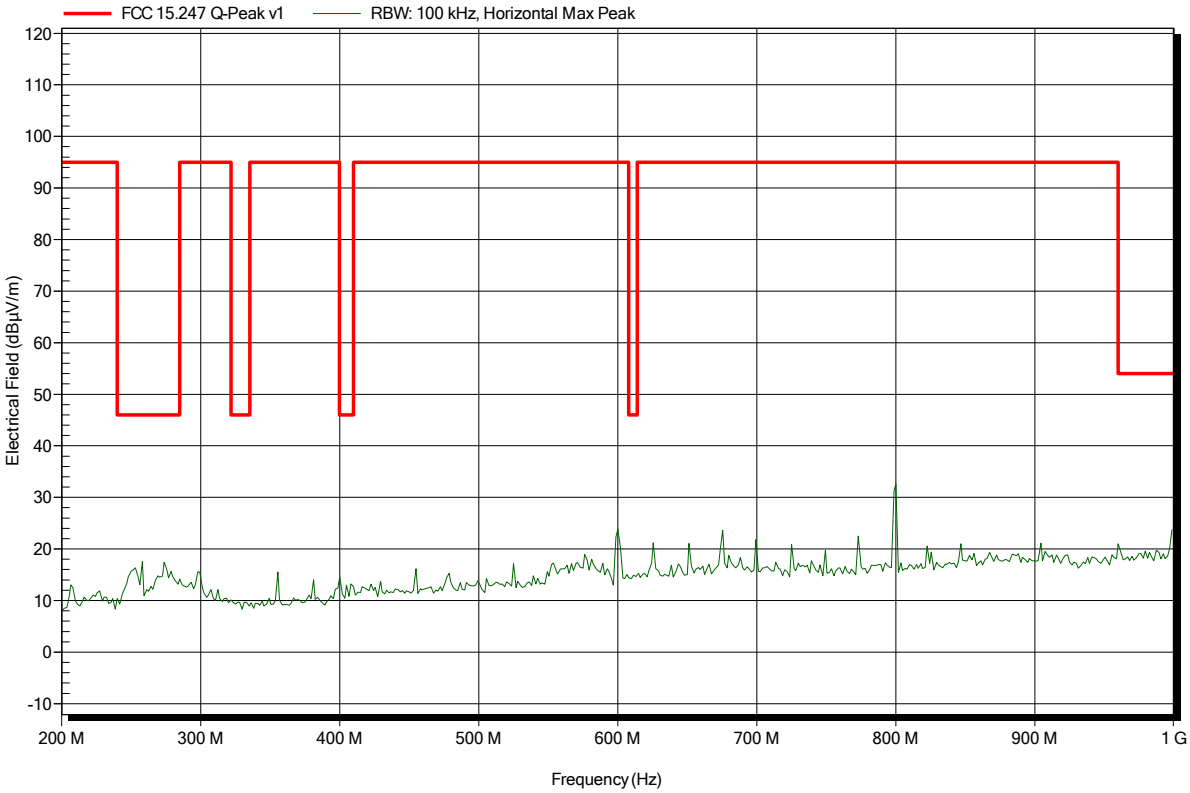

Spurious emissions according to FCC 15.247

Project number: G0M-1507-4951

Applicant:	Polycom Inc.
EUT Name:	Desktop VoIP Bluetooth Telephone
Model:	VVX 601
Test Site:	Eurofins Product Service GmbH
Operator:	Mr. Handrik
Test Conditions:	Tnom: 23°C, Vnom: 120 V AC
Antenna:	Schwarzbeck BBHA 9120D, Vertical
Measurement distance:	3 m
Mode:	TX; Bluetooth: 2402 MHz, DH5, DUT-Mode
Test Date:	2015-08-12
Note:	EUT horizontal

Index 29

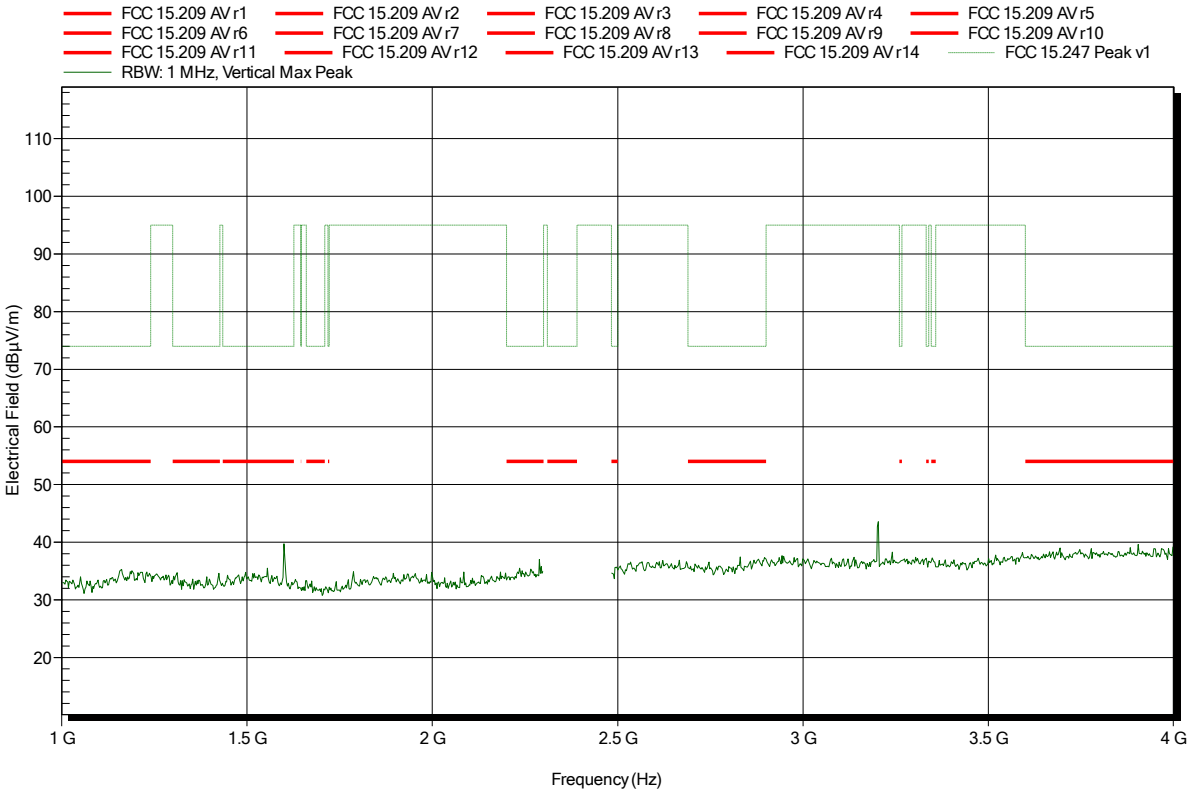

Spurious emissions according to FCC 15.247

Project number: G0M-1507-4951

Applicant:	Polycom Inc.
EUT Name:	Desktop VoIP Bluetooth Telephone
Model:	VVX 601
Test Site:	Eurofins Product Service GmbH
Operator:	Mr. Handrik
Test Conditions:	Tnom: 23°C, Vnom: 120 V AC
Antenna:	Schwarzbeck BBHA 9120D, Vertical
Measurement distance:	1 m converted to 3m
Mode:	TX; Bluetooth: 2402 MHz, DH5, DUT-Mode
Test Date:	2015-08-12
Note:	lower bandedge, EUT horizontal

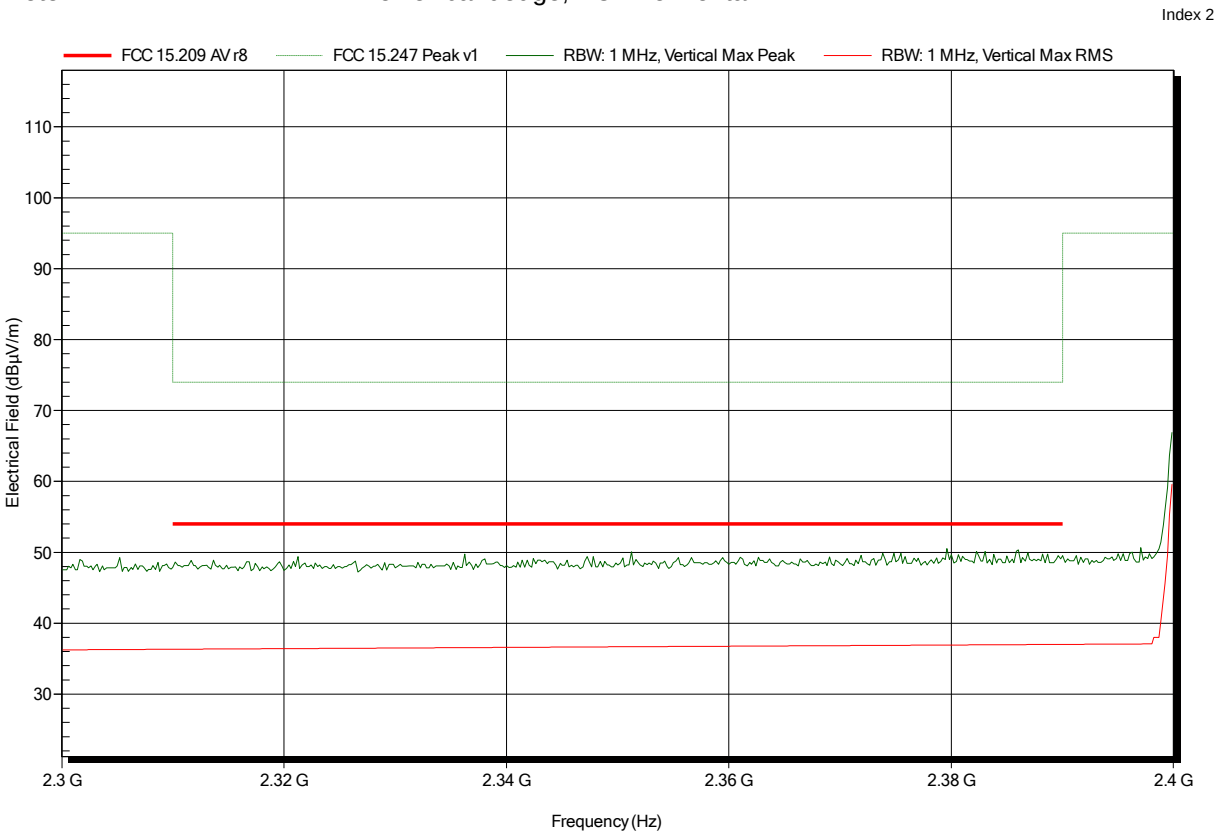

Spurious emissions according to FCC 15.247

Project number: G0M-1507-4951

Applicant:	Polycom Inc.
EUT Name:	Desktop VoIP Bluetooth Telephone
Model:	VVX 601
Test Site:	Eurofins Product Service GmbH
Operator:	Mr. Handrik
Test Conditions:	Tnom: 23°C, Vnom: 120 V AC
Antenna:	Schwarzbeck BBHA 9120D, Horizontal
Measurement distance:	3 m
Mode:	TX; Bluetooth: 2402 MHz, DH5, DUT-Mode
Test Date:	2015-08-12
Note:	EUT horizontal

Index 24

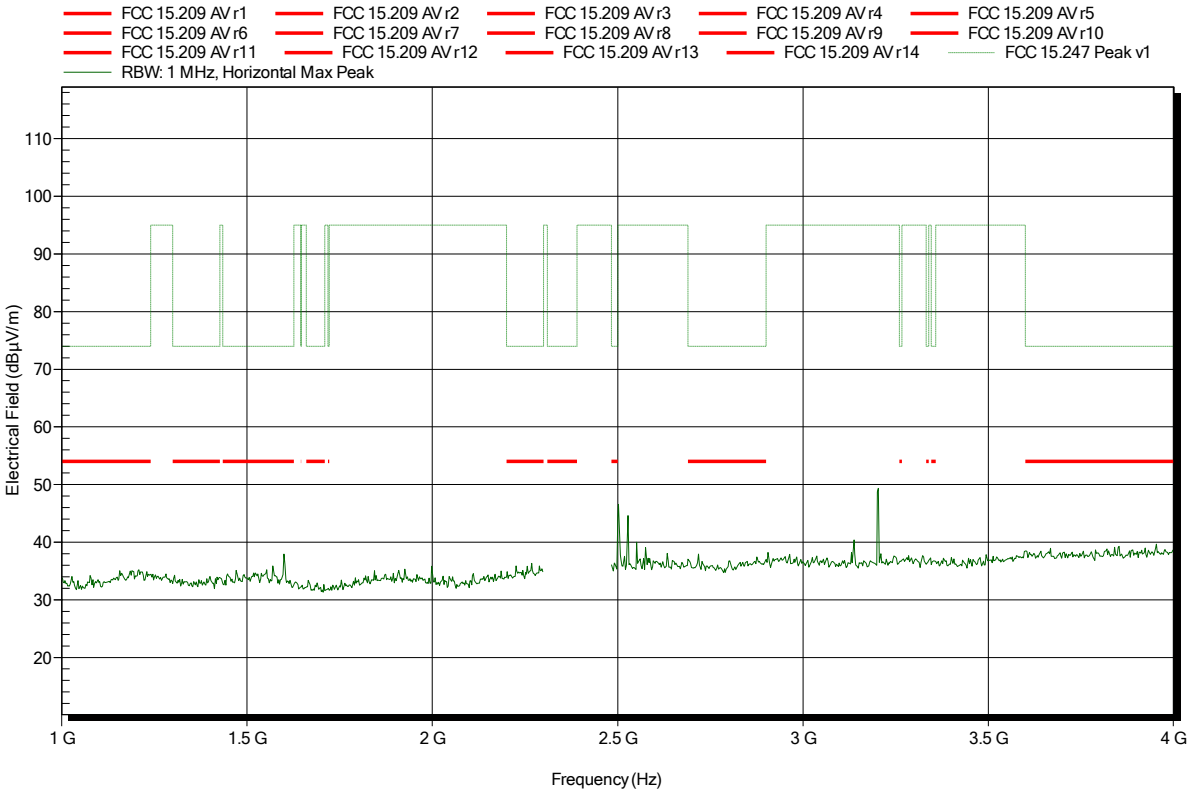

Spurious emissions according to FCC 15.247

Project number: G0M-1507-4951

Applicant:	Polycom Inc.
EUT Name:	Desktop VoIP Bluetooth Telephone
Model:	VVX 601
Test Site:	Eurofins Product Service GmbH
Operator:	Mr. Handrik
Test Conditions:	Tnom: 23°C, Vnom: 120 V AC
Antenna:	Schwarzbeck BBHA 9120D, Horizontal
Measurement distance:	1 m converted to 3m
Mode:	TX; Bluetooth: 2402 MHz, DH5, DUT-Mode
Test Date:	2015-08-12
Note:	lower bandedge, EUT horizontal

Index 20

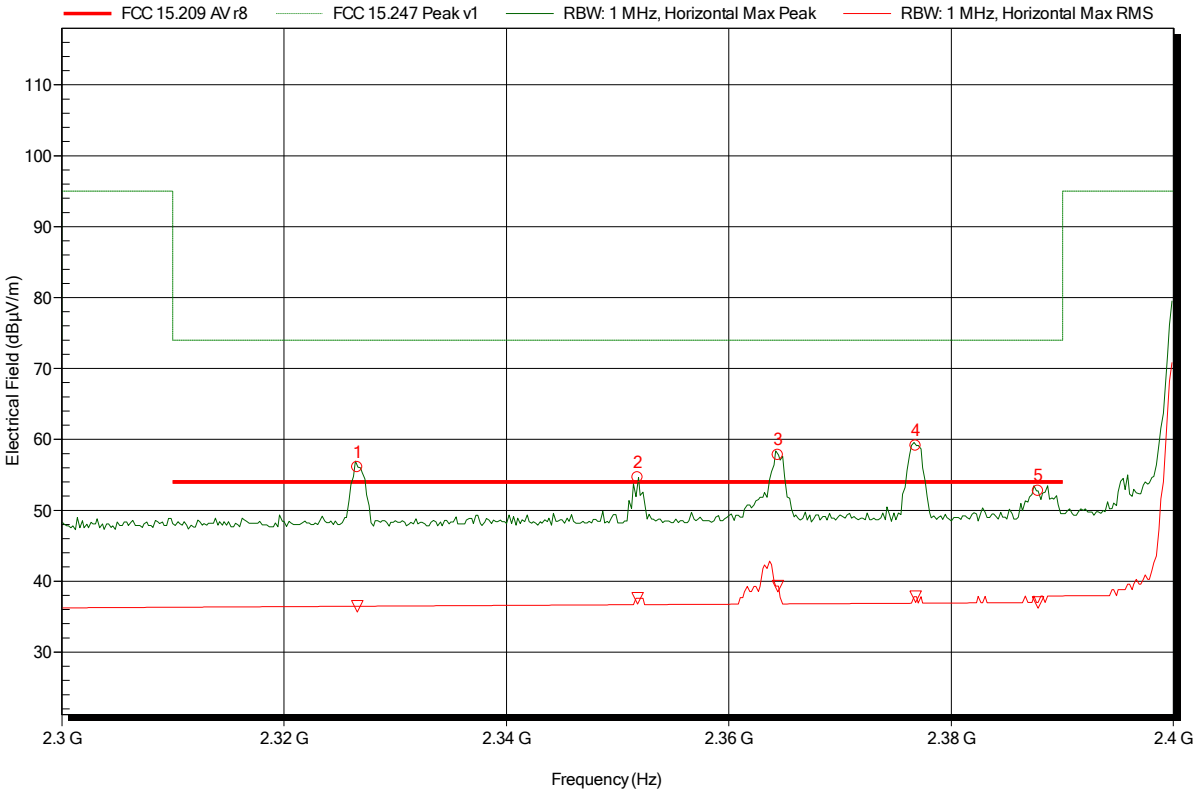

Frequency	Peak	Peak Limit	Peak Difference	Peak Status
2.327 GHz	56.08 dBµV/m	74 dBµV/m	-17.92 dB	Pass
2.352 GHz	54.62 dBµV/m	74 dBµV/m	-19.38 dB	Pass
2.364 GHz	57.8 dBµV/m	74 dBµV/m	-16.2 dB	Pass
2.377 GHz	59.1 dBµV/m	74 dBµV/m	-14.9 dB	Pass
2.388 GHz	52.72 dBµV/m	74 dBµV/m	-21.28 dB	Pass

Frequency	Average	Average Limit	Average Difference	Average Status
2.327 GHz	36.47 dBµV/m	54 dBµV/m	-17.53 dB	Pass
2.352 GHz	37.6 dBµV/m	54 dBµV/m	-16.4 dB	Pass
2.364 GHz	39.29 dBµV/m	54 dBµV/m	-14.71 dB	Pass
2.377 GHz	37.81 dBµV/m	54 dBµV/m	-16.19 dB	Pass
2.388 GHz	36.99 dBµV/m	54 dBµV/m	-17.01 dB	Pass

Spurious emissions according to FCC 15.247

Project number: G0M-1507-4951

Applicant:	Polycom Inc.
EUT Name:	Desktop VoIP Bluetooth Telephone
Model:	VVX 601
Test Site:	Eurofins Product Service GmbH
Operator:	Mr. Handrik
Test Conditions:	Tnom: 23°C, Vnom: 120 V AC
Antenna:	Schwarzbeck BBHA 9120D, Vertical
Measurement distance:	3 m
Mode:	TX; Bluetooth: 2441 MHz, DH5, DUT-Mode
Test Date:	2015-08-12
Note:	EUT horizontal

Index 28

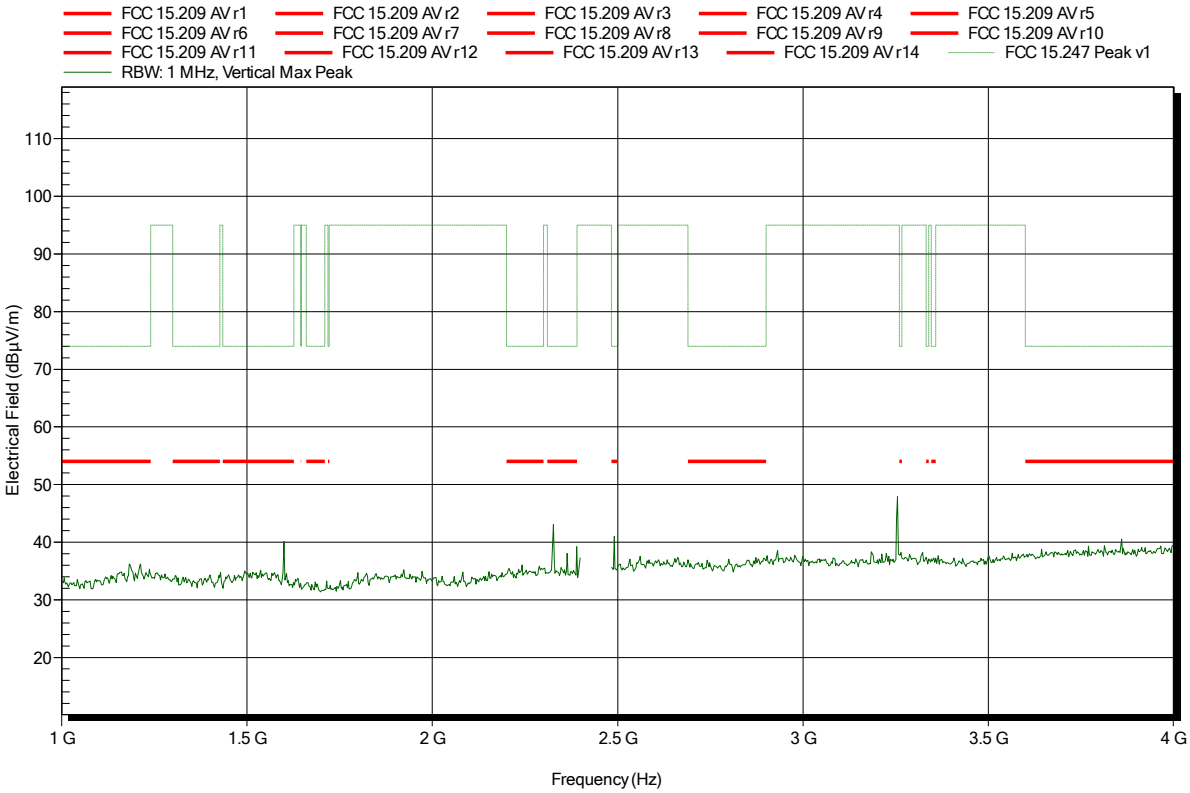

Spurious emissions according to FCC 15.247

Project number: G0M-1507-4951

Applicant:	Polycom Inc.
EUT Name:	Desktop VoIP Bluetooth Telephone
Model:	VVX 601
Test Site:	Eurofins Product Service GmbH
Operator:	Mr. Handrik
Test Conditions:	Tnom: 23°C, Vnom: 120 V AC
Antenna:	Schwarzbeck BBHA 9120D, Horizontal
Measurement distance:	3 m
Mode:	TX; Bluetooth: 2441 MHz, DH5, DUT-Mode
Test Date:	2015-08-12
Note:	EUT horizontal

Index 25

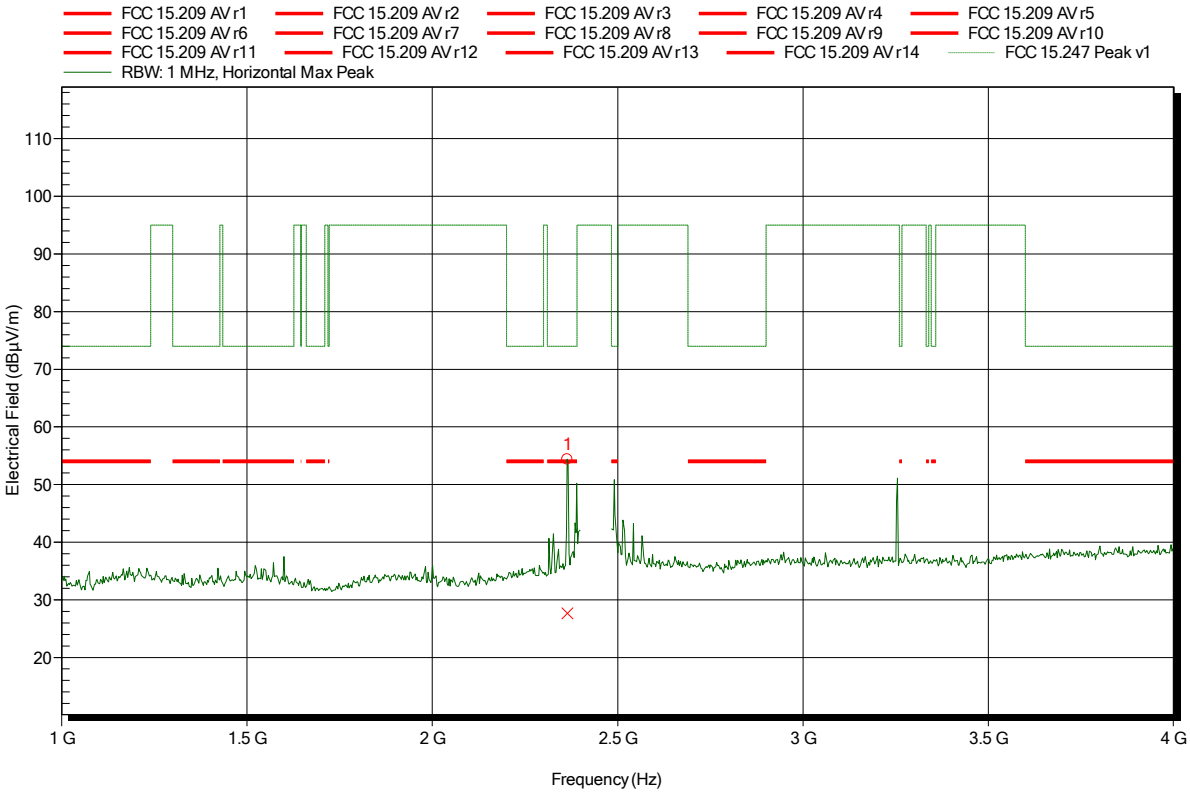

Frequency	Peak	Peak Limit	Peak Difference	Peak Status
2.3643 GHz	54.36 dBµV/m	74 dBµV/m	-19.64 dB	Pass

Frequency	Average	Average Limit	Average Difference	Average Status
2.3643 GHz	27.67 dBµV/m	54 dBµV/m	-26.33 dB	Pass

Spurious emissions according to FCC 15.247

Project number: G0M-1507-4951

Applicant:	Polycom Inc.
EUT Name:	Desktop VoIP Bluetooth Telephone
Model:	VVX 601
Test Site:	Eurofins Product Service GmbH
Operator:	Mr. Handrik
Test Conditions:	Tnom: 23°C, Vnom: 120 V AC
Antenna:	Schwarzbeck BBHA 9120D, Vertical
Measurement distance:	3 m
Mode:	TX; Bluetooth: 2480 MHz, DH5, DUT-Mode
Test Date:	2015-08-12
Note:	EUT horizontal

Index 27

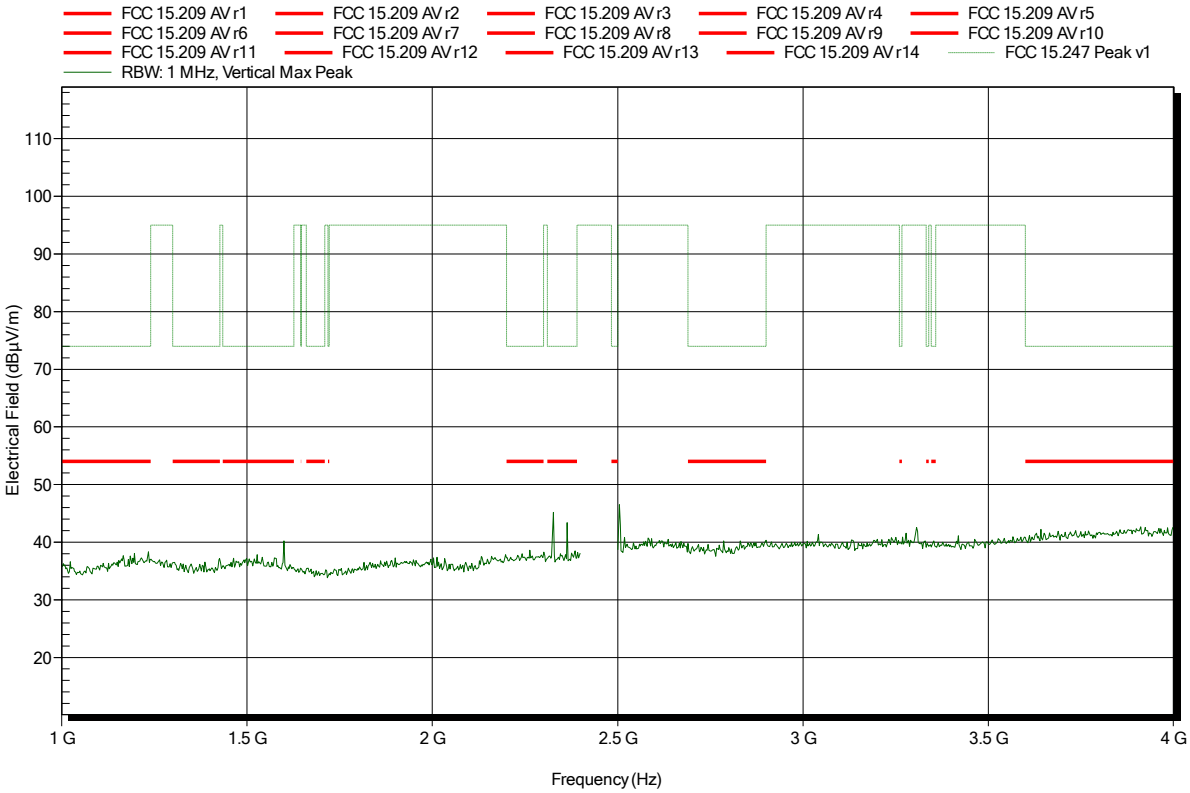

Spurious emissions according to FCC 15.247

Project number: G0M-1507-4951

Applicant:	Polycom Inc.
EUT Name:	Desktop VoIP Bluetooth Telephone
Model:	VVX 601
Test Site:	Eurofins Product Service GmbH
Operator:	Mr. Handrik
Test Conditions:	Tnom: 23°C, Vnom: 120 V AC
Antenna:	Schwarzbeck BBHA 9120D, Vertical
Measurement distance:	1 m converted to 3m
Mode:	TX; Bluetooth: 2480 MHz, DH5, DUT-Mode
Test Date:	2015-08-12
Note:	upper bandedge, EUT horizontal

Index 9

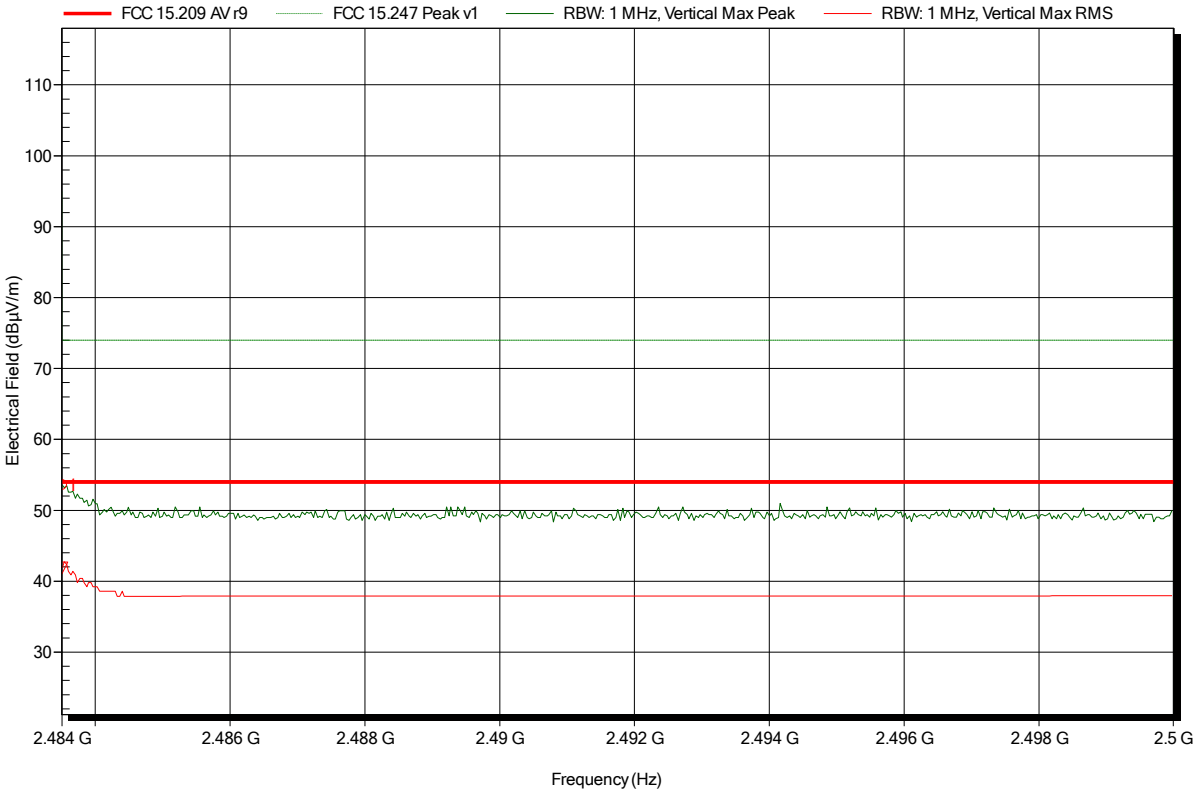

Frequency	Peak	Peak Limit	Peak Difference	Peak Status
2.4835 GHz	53.57 dBµV/m	74 dBµV/m	-20.43 dB	Pass

Frequency	Average	Average Limit	Average Difference	Average Status
2.4835 GHz	41.87 dBµV/m	54 dBµV/m	-12.13 dB	Pass

Spurious emissions according to FCC 15.247

Project number: G0M-1507-4951

Applicant:	Polycom Inc.
EUT Name:	Desktop VoIP Bluetooth Telephone
Model:	VVX 601
Test Site:	Eurofins Product Service GmbH
Operator:	Mr. Handrik
Test Conditions:	Tnom: 23°C, Vnom: 120 V AC
Antenna:	Schwarzbeck BBHA 9120D, Horizontal
Measurement distance:	3 m
Mode:	TX; Bluetooth: 2480 MHz, DH5, DUT-Mode
Test Date:	2015-08-12
Note:	EUT horizontal

Index 26

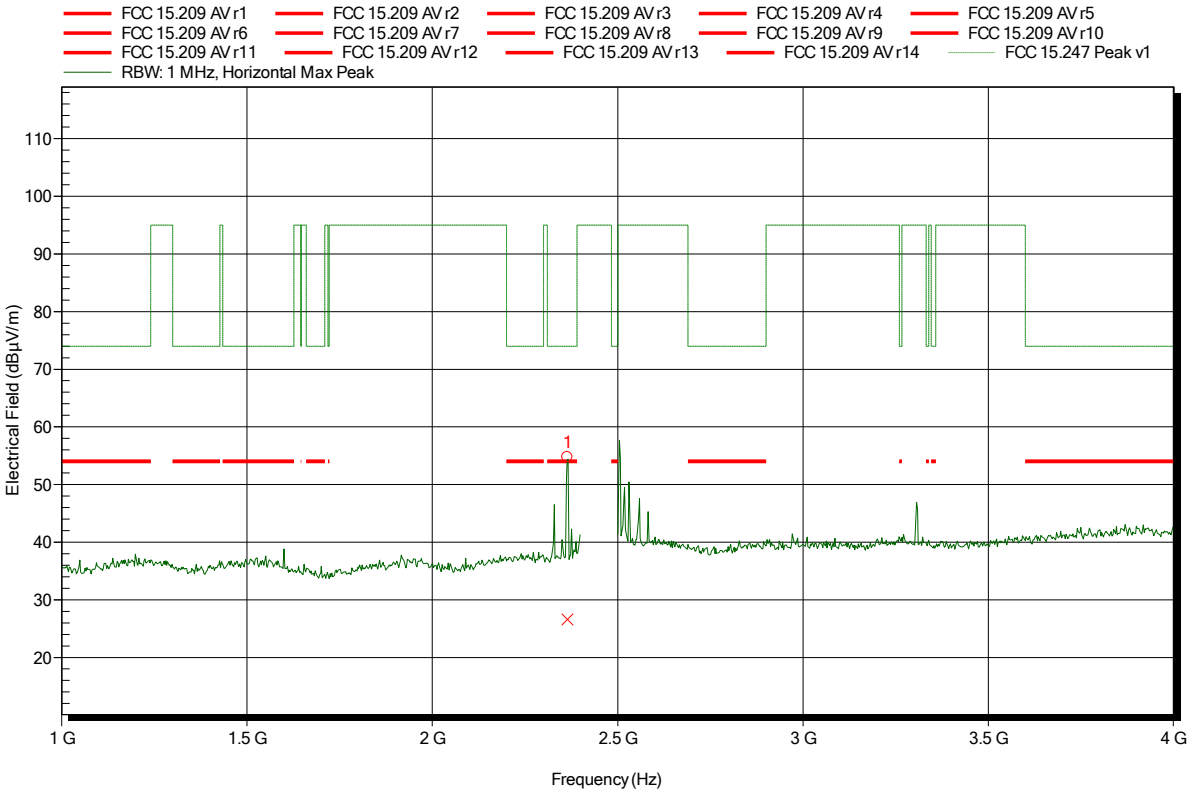

Frequency	Peak	Peak Limit	Peak Difference	Peak Status
2.364 GHz	54.74 dBµV/m	74 dBµV/m	-19.26 dB	Pass

Frequency	Average	Average Limit	Average Difference	Average Status
2.364 GHz	26.57 dBµV/m	54 dBµV/m	-27.43 dB	Pass

Spurious emissions according to FCC 15.247

Project number: G0M-1507-4951

Applicant:	Polycom Inc.
EUT Name:	Desktop VoIP Bluetooth Telephone
Model:	VVX 601
Test Site:	Eurofins Product Service GmbH
Operator:	Mr. Handrik
Test Conditions:	Tnom: 23°C, Vnom: 120 V AC
Antenna:	Schwarzbeck BBHA 9120D, Horizontal
Measurement distance:	1 m converted to 3m
Mode:	TX; Bluetooth: 2480 MHz, DH5, DUT-Mode
Test Date:	2015-08-12
Note:	upper bandedge, EUT horizontal

Index 13

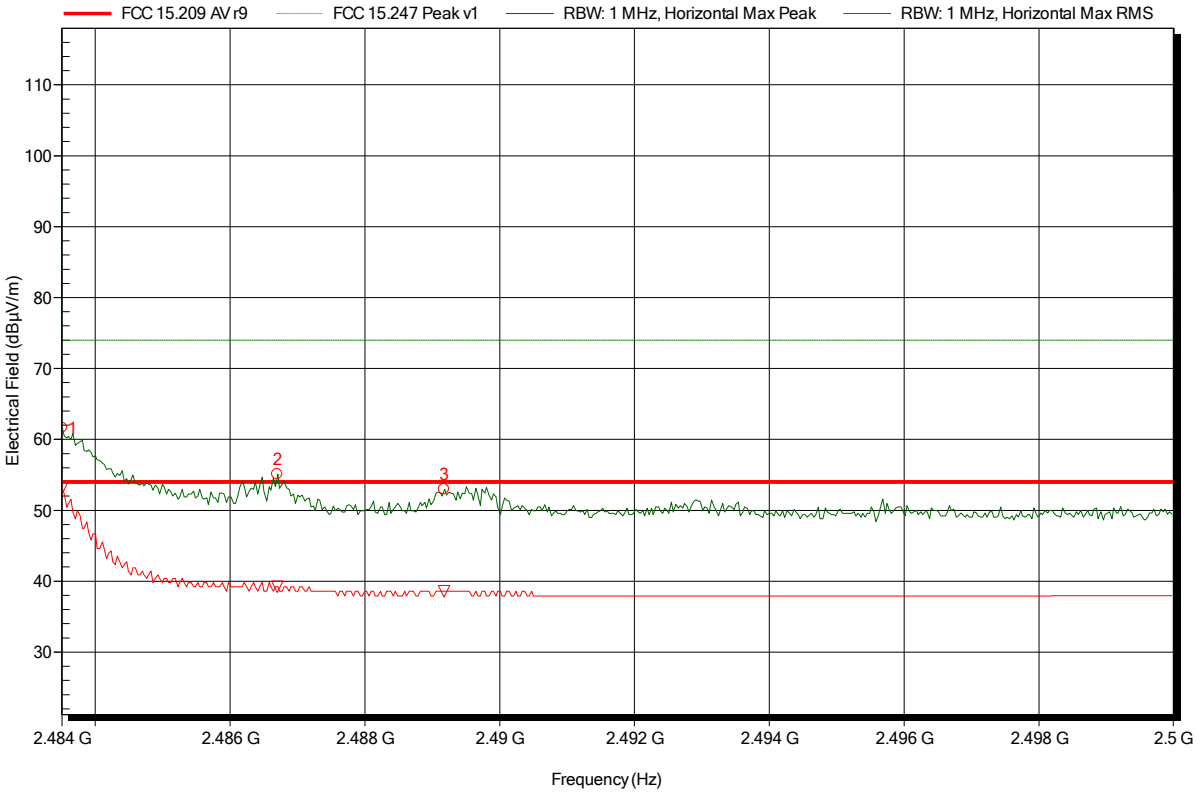

Frequency	Peak	Peak Limit	Peak Difference	Peak Status
2.4835 GHz	61.64 dBµV/m	74 dBµV/m	-12.36 dB	Pass
2.4867 GHz	55.1 dBµV/m	74 dBµV/m	-18.9 dB	Pass
2.4892 GHz	52.97 dBµV/m	74 dBµV/m	-21.03 dB	Pass

Frequency	Average	Average Limit	Average Difference	Average Status
2.4835 GHz	53.08 dBµV/m	54 dBµV/m	-0.92 dB	Pass
2.4867 GHz	39.23 dBµV/m	54 dBµV/m	-14.77 dB	Pass
2.4892 GHz	38.6 dBµV/m	54 dBµV/m	-15.4 dB	Pass

Spurious emissions according to FCC 15.247

Project number: G0M-1507-4951

Applicant:	Polycom Inc.
EUT Name:	Desktop VoIP Bluetooth Telephone
Model:	VVX 601
Test Site:	Eurofins Product Service GmbH
Operator:	Mr. Handrik
Test Conditions:	Tnom: 23°C, Vnom: 120 V AC
Antenna:	Schwarzbeck BBHA 9120D, Vertical
Measurement distance:	1 m converted to 3m
Mode:	TX; Bluetooth: 2402 MHz, DH5, DUT-Mode
Test Date:	2015-08-12
Note:	EUT horizontal

Index 4

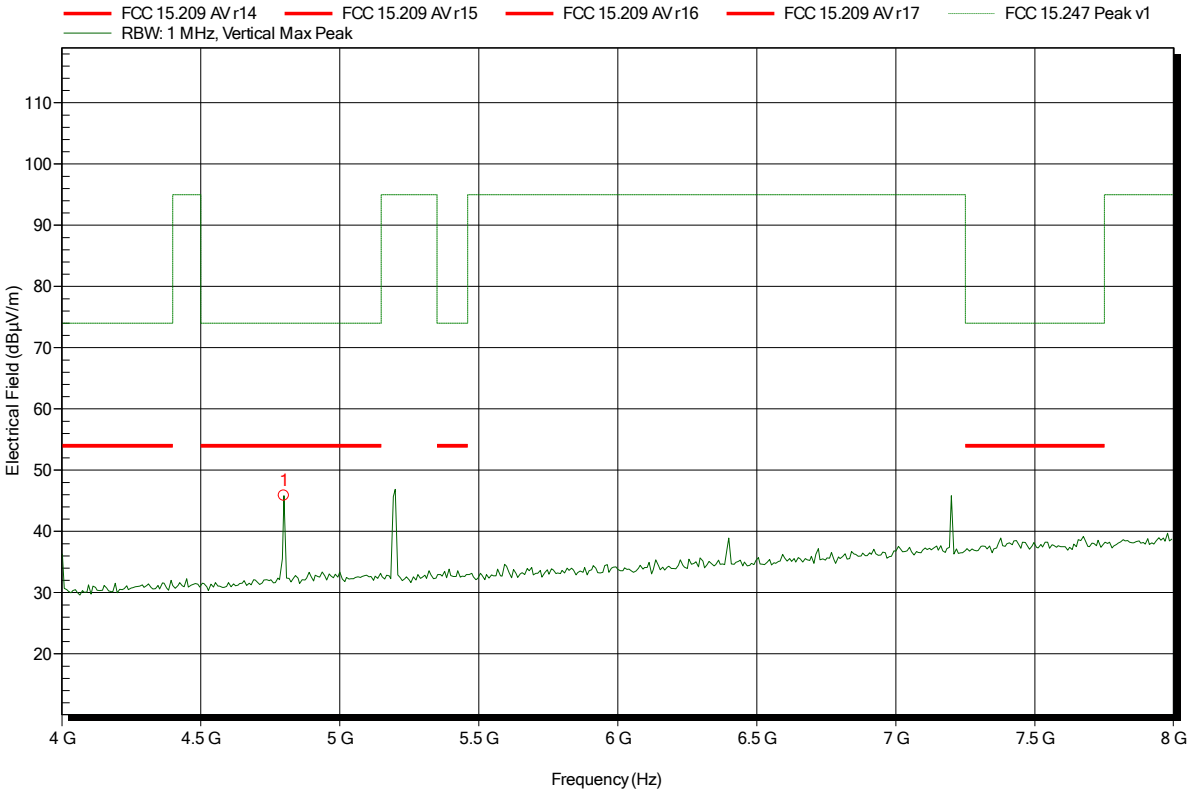

Frequency	Peak	Peak Limit	Peak Difference	Status
4.8 GHz	45.81 dBµV/m	74 dBµV/m	-28.19 dB	Pass

Spurious emissions according to FCC 15.247

Project number: G0M-1507-4951

Applicant:	Polycom Inc.
EUT Name:	Desktop VoIP Bluetooth Telephone
Model:	VVX 601
Test Site:	Eurofins Product Service GmbH
Operator:	Mr. Handrik
Test Conditions:	Tnom: 23°C, Vnom: 120 V AC
Antenna:	Schwarzbeck BBHA 9120D, Horizontal
Measurement distance:	1 m converted to 3m
Mode:	TX; Bluetooth: 2402 MHz, DH5, DUT-Mode
Test Date:	2015-08-12
Note:	EUT horizontal

Index 21

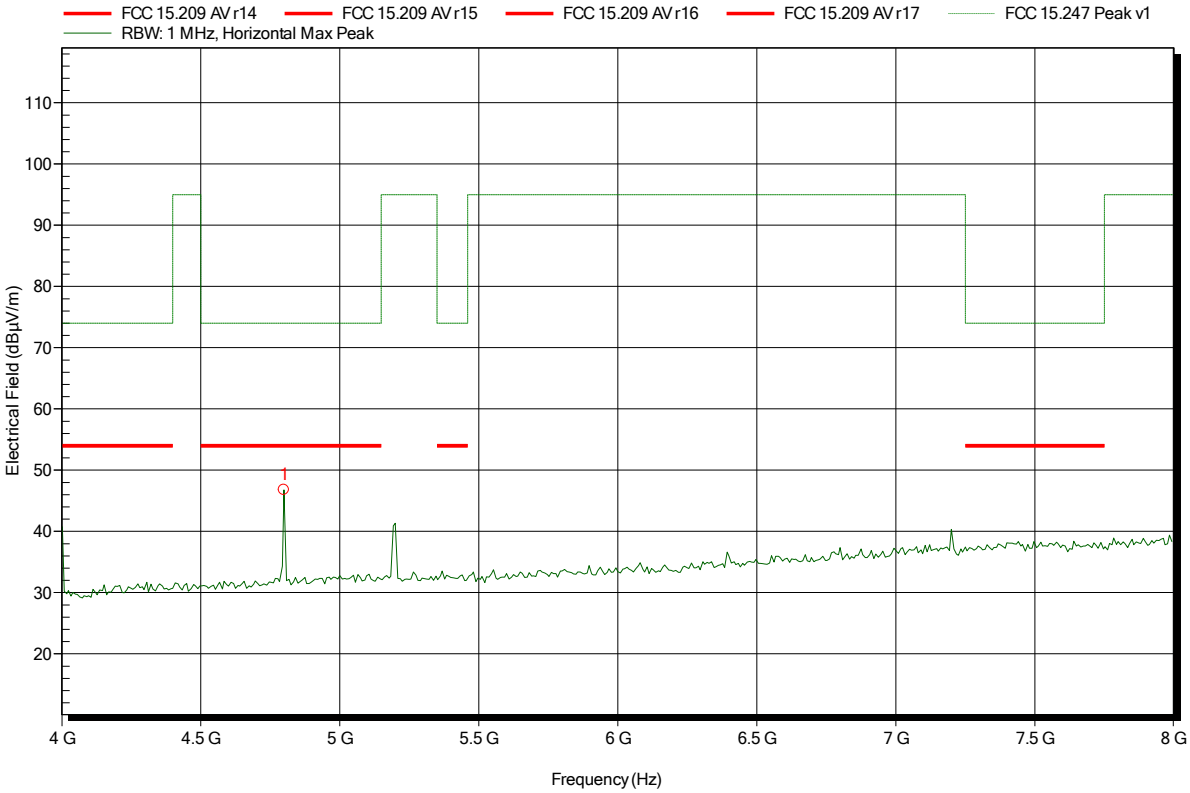

Frequency	Peak	Peak Limit	Peak Difference	Status
4.8 GHz	46.77 dBµV/m	74 dBµV/m	-27.23 dB	Pass

Spurious emissions according to FCC 15.247

Project number: G0M-1507-4951

Applicant:	Polycom Inc.
EUT Name:	Desktop VoIP Bluetooth Telephone
Model:	VVX 601
Test Site:	Eurofins Product Service GmbH
Operator:	Mr. Handrik
Test Conditions:	Tnom: 23°C, Vnom: 120 V AC
Antenna:	Schwarzbeck BBHA 9120D, Vertical
Measurement distance:	1 m converted to 3m
Mode:	TX; Bluetooth: 2441 MHz, DH5, DUT-Mode
Test Date:	2015-08-12
Note:	EUT horizontal

Index 8

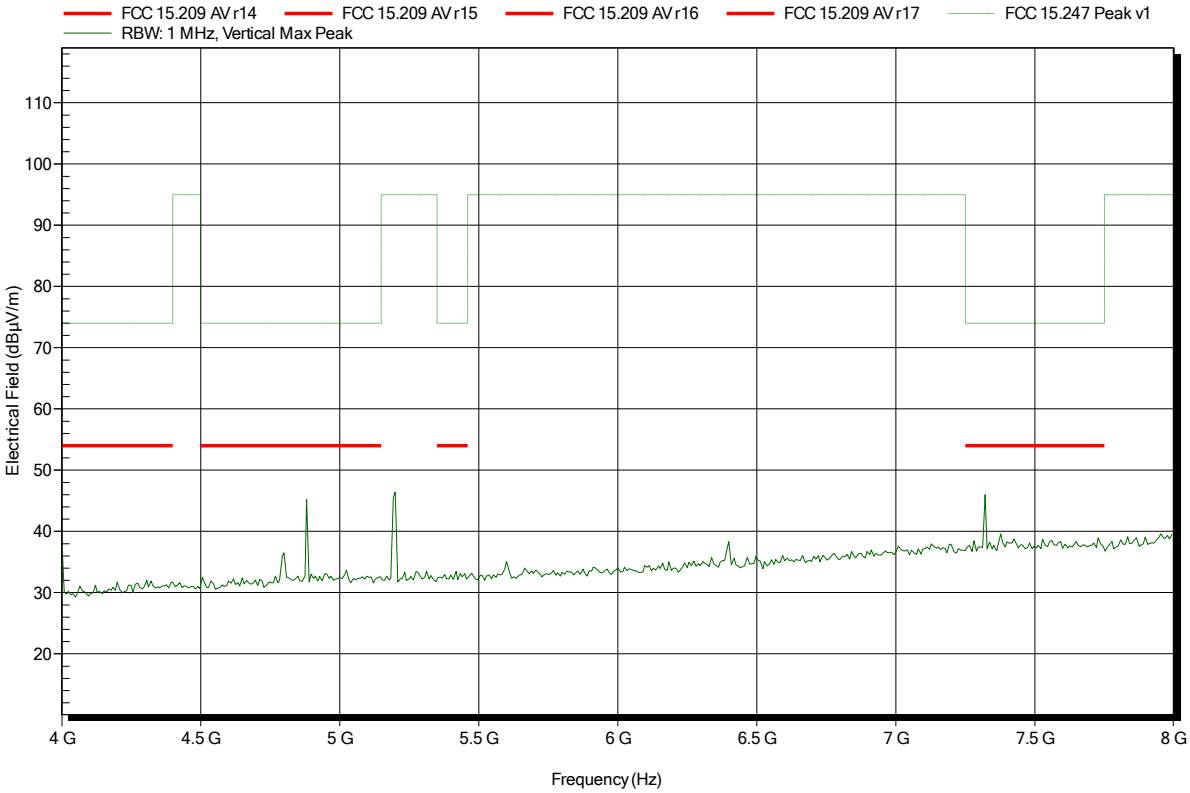

Spurious emissions according to FCC 15.247

Project number: G0M-1507-4951

Applicant:	Polycom Inc.
EUT Name:	Desktop VoIP Bluetooth Telephone
Model:	VVX 601
Test Site:	Eurofins Product Service GmbH
Operator:	Mr. Handrik
Test Conditions:	Tnom: 23°C, Vnom: 120 V AC
Antenna:	Schwarzbeck BBHA 9120D, Horizontal
Measurement distance:	1 m converted to 3m
Mode:	TX; Bluetooth: 2441 MHz, DH5, DUT-Mode
Test Date:	2015-08-12
Note:	EUT horizontal

Index 19

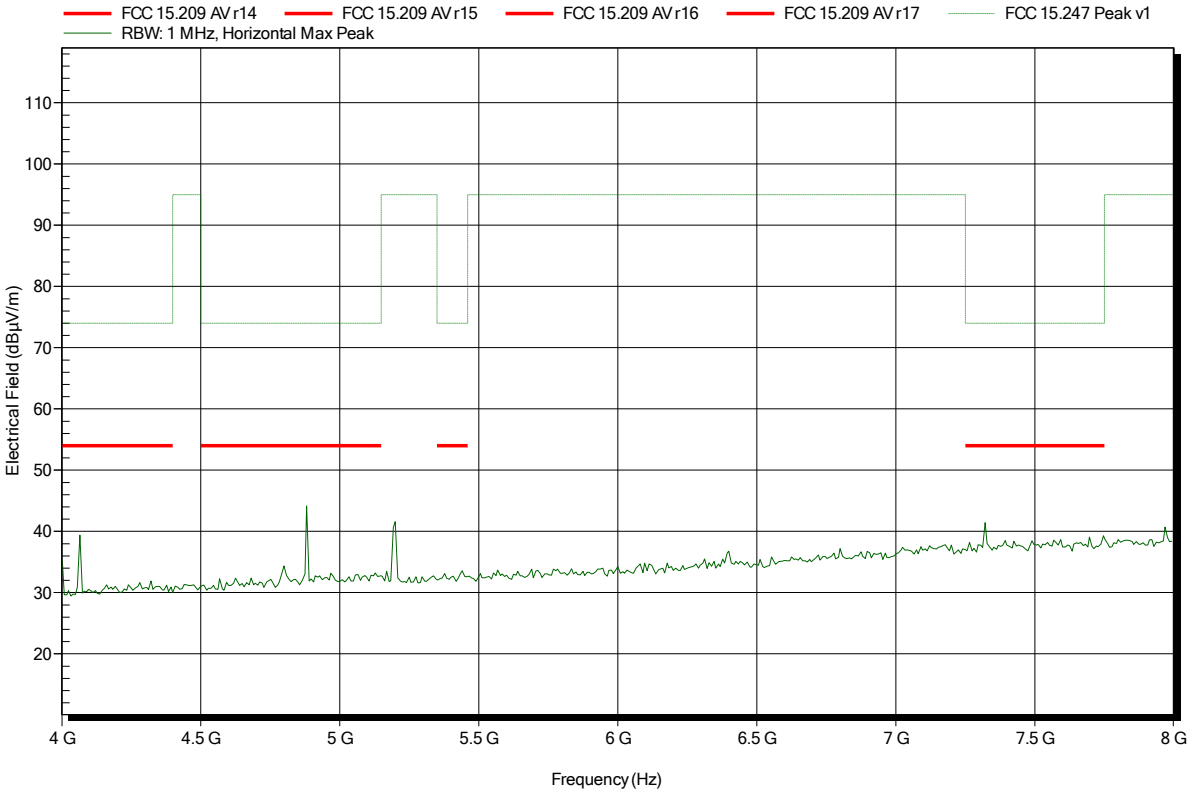

Spurious emissions according to FCC 15.247

Project number: G0M-1507-4951

Applicant:	Polycom Inc.
EUT Name:	Desktop VoIP Bluetooth Telephone
Model:	VVX 601
Test Site:	Eurofins Product Service GmbH
Operator:	Mr. Handrik
Test Conditions:	Tnom: 23°C, Vnom: 120 V AC
Antenna:	Schwarzbeck BBHA 9120D, Vertical
Measurement distance:	1 m converted to 3m
Mode:	TX; Bluetooth: 2480 MHz, DH5, DUT-Mode
Test Date:	2015-08-12
Note:	EUT horizontal

Index 10

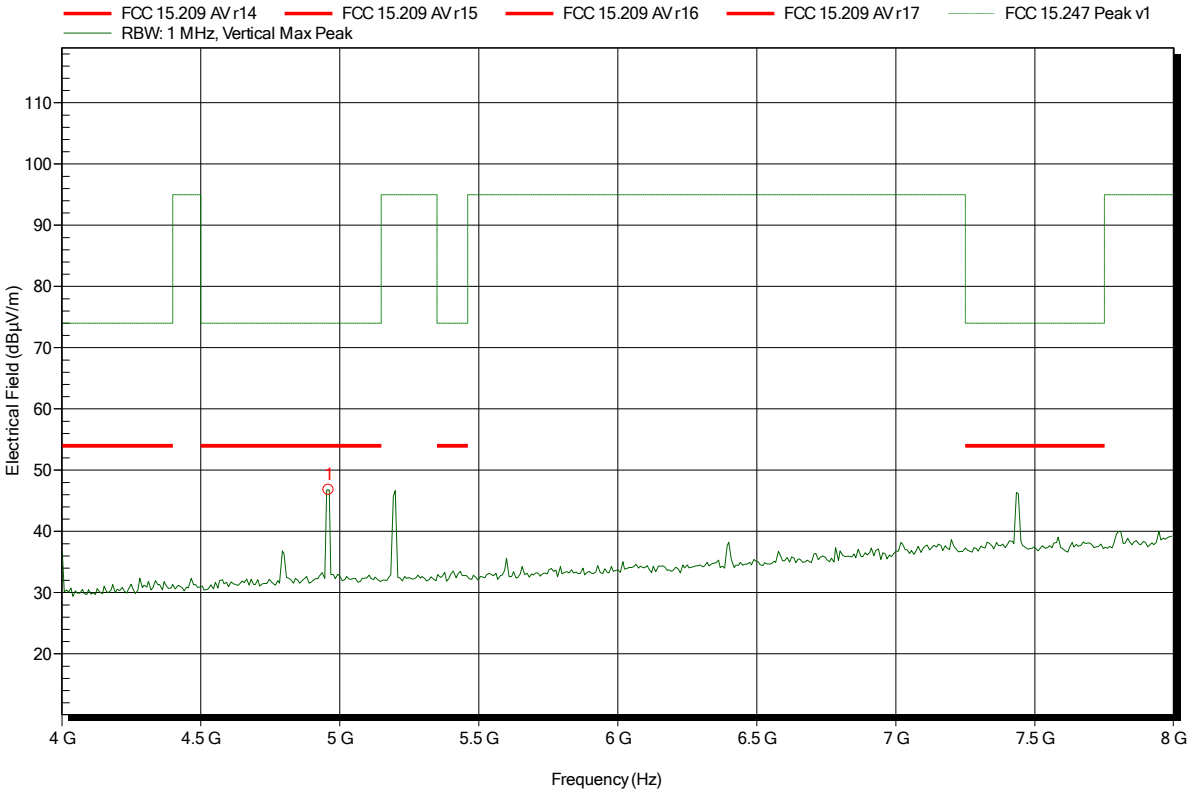

Frequency	Peak	Peak Limit	Peak Difference	Status
4.96 GHz	46.78 dBµV/m	74 dBµV/m	-27.22 dB	Pass

Spurious emissions according to FCC 15.247

Project number: G0M-1507-4951

Applicant:	Polycom Inc.
EUT Name:	Desktop VoIP Bluetooth Telephone
Model:	VVX 601
Test Site:	Eurofins Product Service GmbH
Operator:	Mr. Handrik
Test Conditions:	Tnom: 23°C, Vnom: 120 V AC
Antenna:	Schwarzbeck BBHA 9120D, Horizontal
Measurement distance:	1 m converted to 3m
Mode:	TX; Bluetooth: 2480 MHz, DH5, DUT-Mode
Test Date:	2015-08-12
Note:	EUT horizontal

Index 14

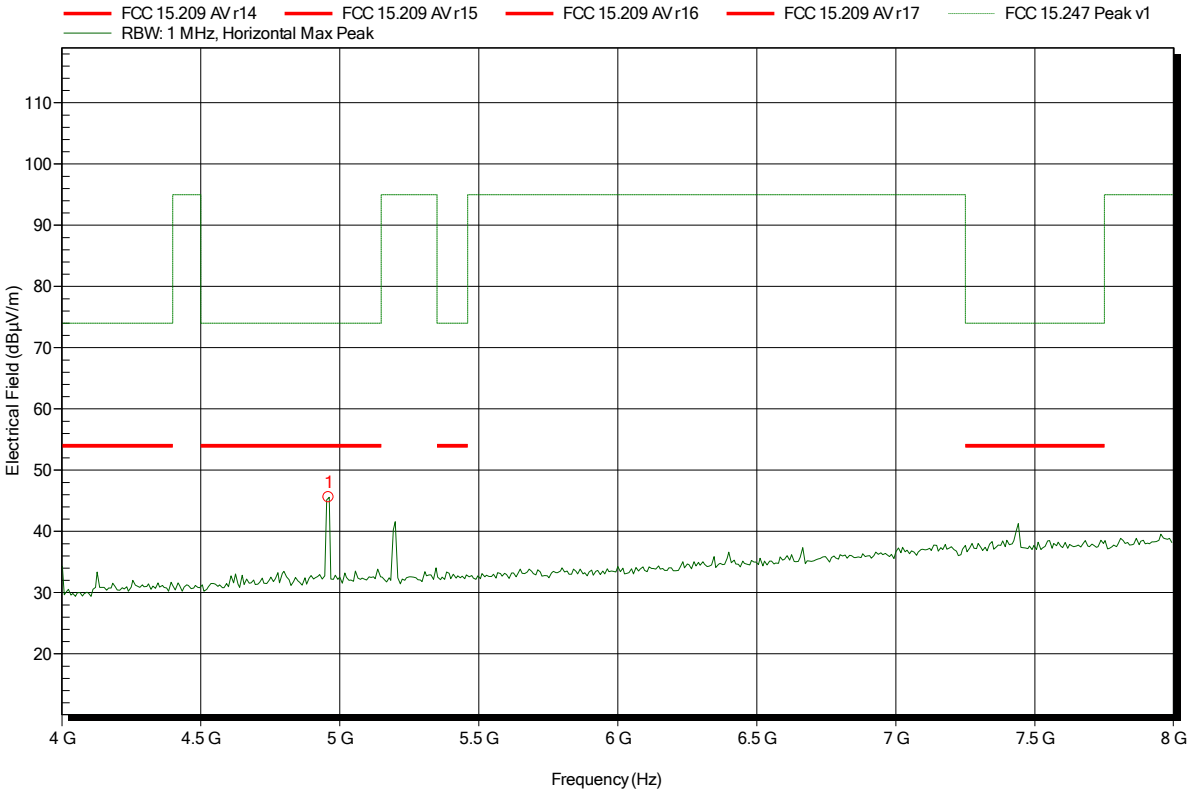

Frequency	Peak	Peak Limit	Peak Difference	Status
4.96 GHz	45.59 dBµV/m	74 dBµV/m	-28.41 dB	Pass

Spurious emissions according to FCC 15.247

Project number: G0M-1507-4951

Applicant:	Polycom Inc.
EUT Name:	Desktop VoIP Bluetooth Telephone
Model:	VVX 601
Test Site:	Eurofins Product Service GmbH
Operator:	Mr. Handrik
Test Conditions:	Tnom: 23°C, Vnom: 120 V AC
Antenna:	Schwarzbeck BBHA 9120D, Vertical
Measurement distance:	1 m converted to 3m
Mode:	TX; Bluetooth: 2402 MHz, DH5, DUT-Mode
Test Date:	2015-08-12
Note:	EUT horizontal

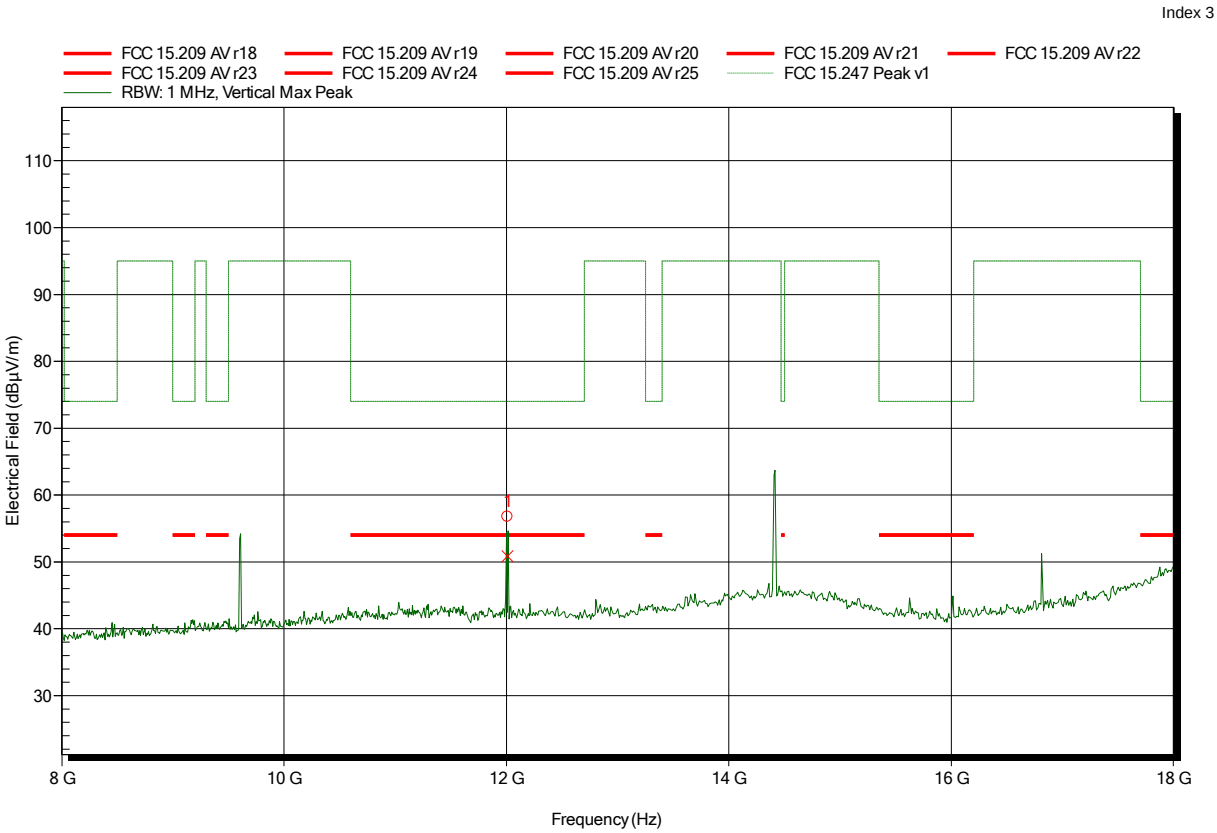

Frequency	Peak	Peak Limit	Peak Difference	Status
12.011 GHz	56.74 dBµV/m	74 dBµV/m	-17.26 dB	Pass

Frequency	Average	Average Limit	Average Difference	Average Status
12.011 GHz	50.86 dBµV/m	54 dBµV/m	-3.14 dB	Pass

Spurious emissions according to FCC 15.247

Project number: G0M-1507-4951

Applicant:	Polycom Inc.
EUT Name:	Desktop VoIP Bluetooth Telephone
Model:	VVX 601
Test Site:	Eurofins Product Service GmbH
Operator:	Mr. Handrik
Test Conditions:	Tnom: 23°C, Vnom: 120 V AC
Antenna:	Schwarzbeck BBHA 9120D, Horizontal
Measurement distance:	1 m converted to 3m
Mode:	TX; Bluetooth: 2402 MHz, DH5, DUT-Mode
Test Date:	2015-08-12
Note:	EUT horizontal

Index 22

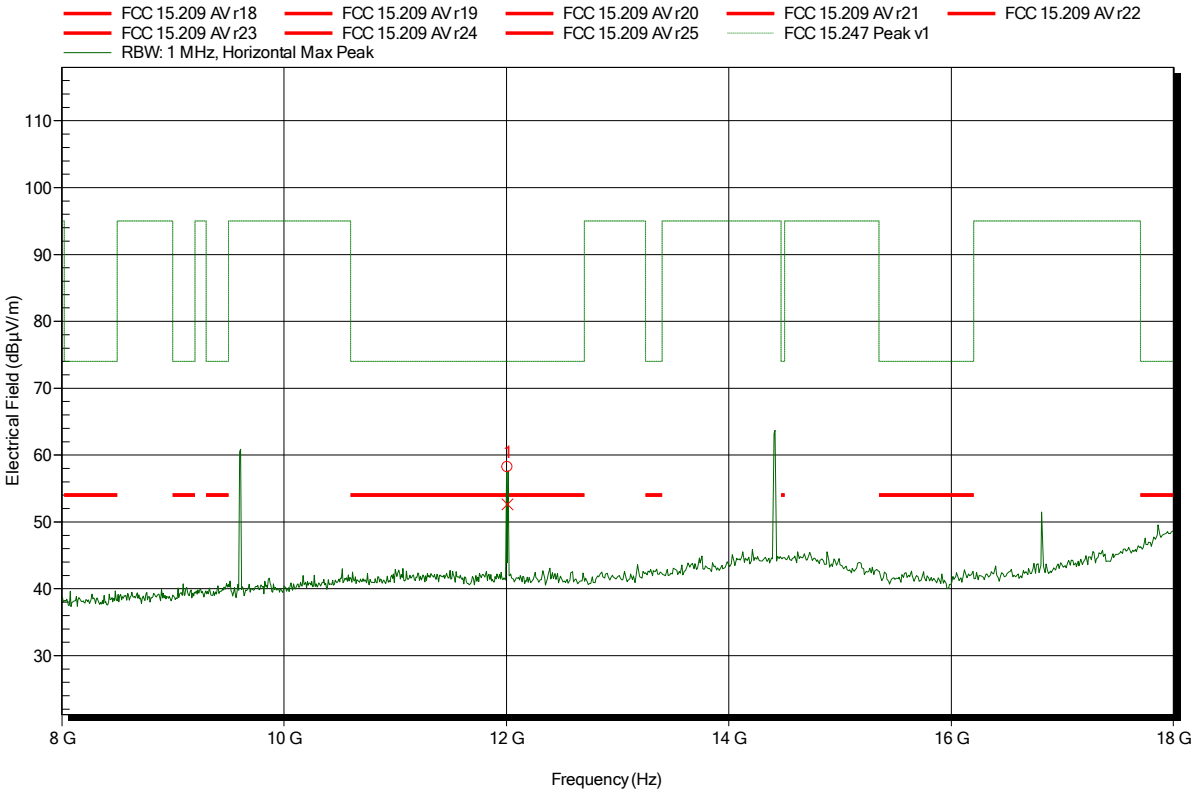

Frequency	Peak	Peak Limit	Peak Difference	Status
12.009 GHz	58.2 dBµV/m	74 dBµV/m	-15.8 dB	Pass

Frequency	Average	Average Limit	Average Difference	Average Status
12.009 GHz	52.65 dBµV/m	54 dBµV/m	-1.35 dB	Pass

Spurious emissions according to FCC 15.247

Project number: G0M-1507-4951

Applicant:	Polycom Inc.
EUT Name:	Desktop VoIP Bluetooth Telephone
Model:	VVX 601
Test Site:	Eurofins Product Service GmbH
Operator:	Mr. Handrik
Test Conditions:	Tnom: 23°C, Vnom: 120 V AC
Antenna:	Schwarzbeck BBHA 9120D, Vertical
Measurement distance:	1 m converted to 3m
Mode:	TX; Bluetooth: 2441 MHz, DH5, DUT-Mode
Test Date:	2015-08-12
Note:	EUT horizontal

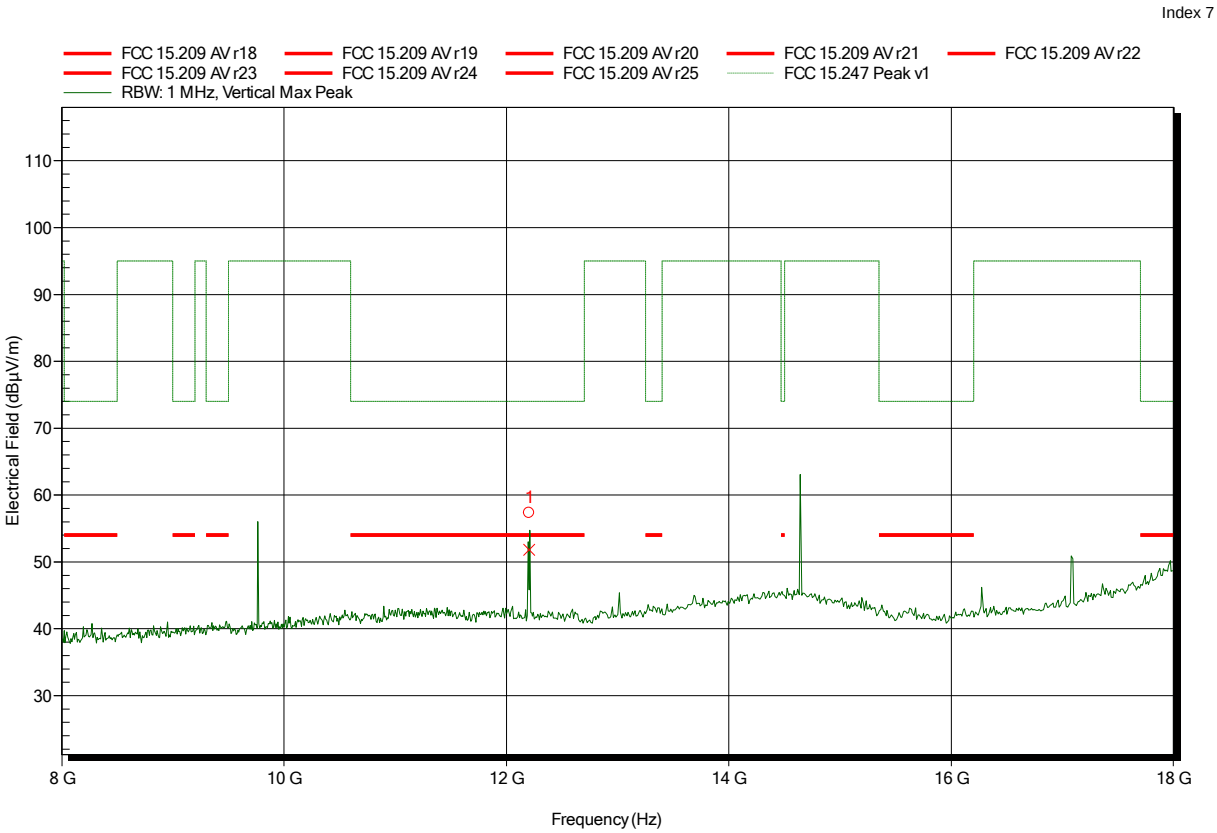

Frequency	Peak	Peak Limit	Peak Difference	Status
12.206 GHz	57.31 dBµV/m	74 dBµV/m	-16.69 dB	Pass

Frequency	Average	Average Limit	Average Difference	Average Status
12.206 GHz	51.82 dBµV/m	54 dBµV/m	-2.18 dB	Pass

Spurious emissions according to FCC 15.247

Project number: G0M-1507-4951

Applicant:	Polycom Inc.
EUT Name:	Desktop VoIP Bluetooth Telephone
Model:	VVX 601
Test Site:	Eurofins Product Service GmbH
Operator:	Mr. Handrik
Test Conditions:	Tnom: 23°C, Vnom: 120 V AC
Antenna:	Schwarzbeck BBHA 9120D, Horizontal
Measurement distance:	1 m converted to 3m
Mode:	TX; Bluetooth: 2441 MHz, DH5, DUT-Mode
Test Date:	2015-08-12
Note:	EUT horizontal

Index 18

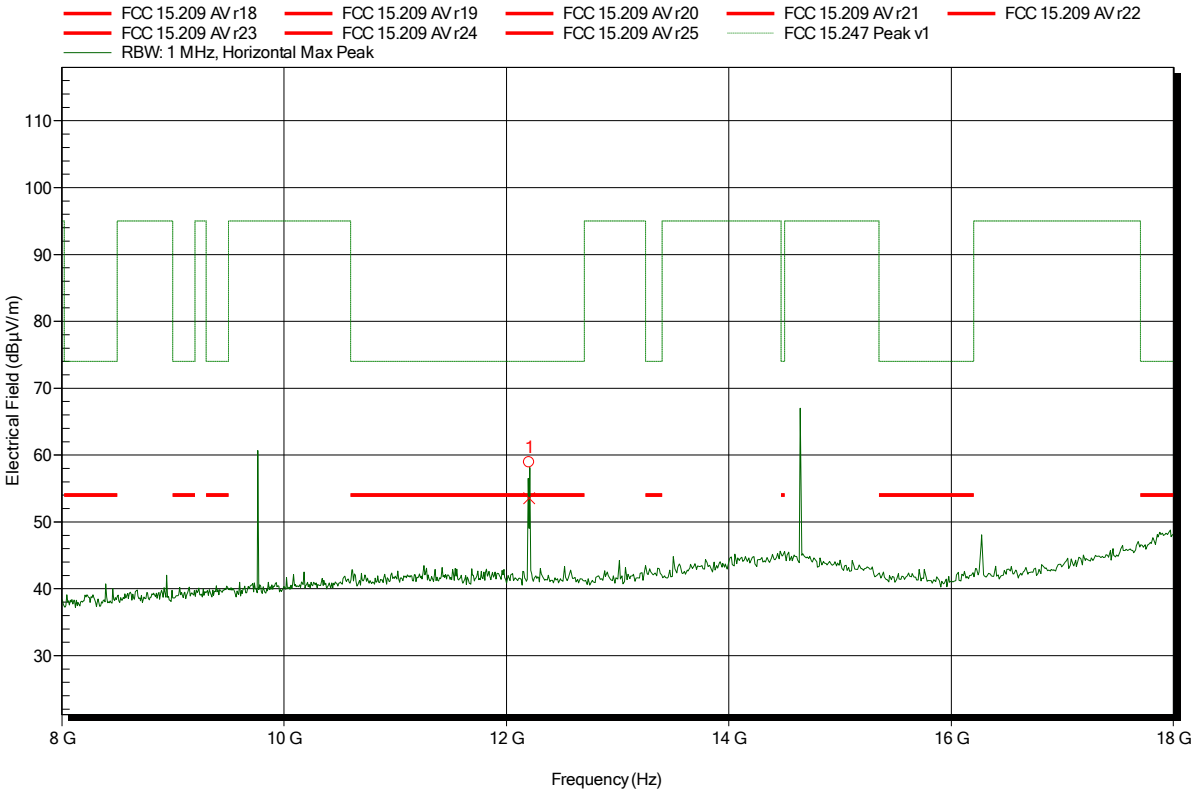

Frequency	Peak	Peak Limit	Peak Difference	Status
12.206 GHz	58.91 dBµV/m	74 dBµV/m	-15.09 dB	Pass

Frequency	Average	Average Limit	Average Difference	Average Status
12.206 GHz	53.52 dBµV/m	54 dBµV/m	-0.48 dB	Pass

Spurious emissions according to FCC 15.247

Project number: G0M-1507-4951

Applicant:	Polycom Inc.
EUT Name:	Desktop VoIP Bluetooth Telephone
Model:	VVX 601
Test Site:	Eurofins Product Service GmbH
Operator:	Mr. Handrik
Test Conditions:	Tnom: 23°C, Vnom: 120 V AC
Antenna:	Schwarzbeck BBHA 9120D, Vertical
Measurement distance:	1 m converted to 3m
Mode:	TX; Bluetooth: 2480 MHz, DH5, DUT-Mode
Test Date:	2015-08-12
Note:	EUT horizontal

Index 11

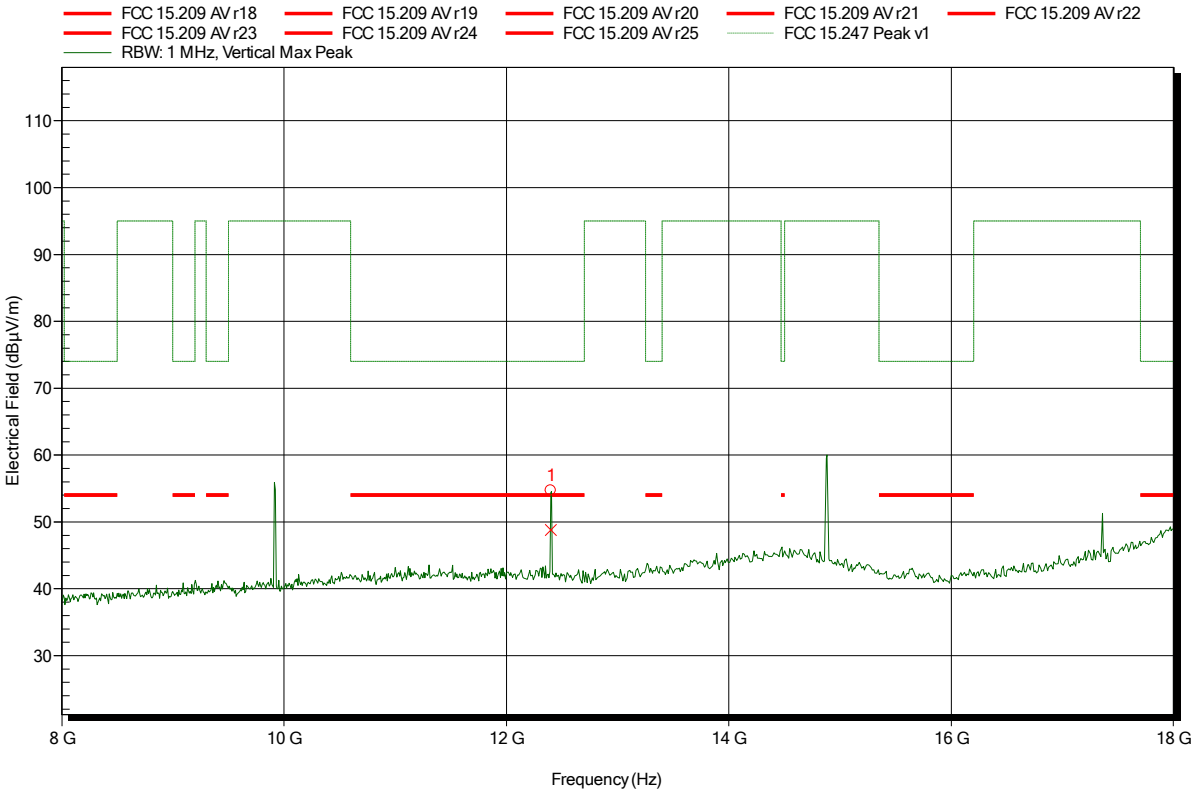

Frequency	Peak	Peak Limit	Peak Difference	Status
12.399 GHz	54.7 dBµV/m	74 dBµV/m	-19.3 dB	Pass

Frequency	Average	Average Limit	Average Difference	Average Status
12.399 GHz	48.79 dBµV/m	54 dBµV/m	-5.21 dB	Pass

Spurious emissions according to FCC 15.247

Project number: G0M-1507-4951

Applicant:	Polycom Inc.
EUT Name:	Desktop VoIP Bluetooth Telephone
Model:	VVX 601
Test Site:	Eurofins Product Service GmbH
Operator:	Mr. Handrik
Test Conditions:	Tnom: 23°C, Vnom: 120 V AC
Antenna:	Schwarzbeck BBHA 9120D, Horizontal
Measurement distance:	1 m converted to 3m
Mode:	TX; Bluetooth: 2480 MHz, DH5, DUT-Mode
Test Date:	2015-08-12
Note:	EUT horizontal

Index 15

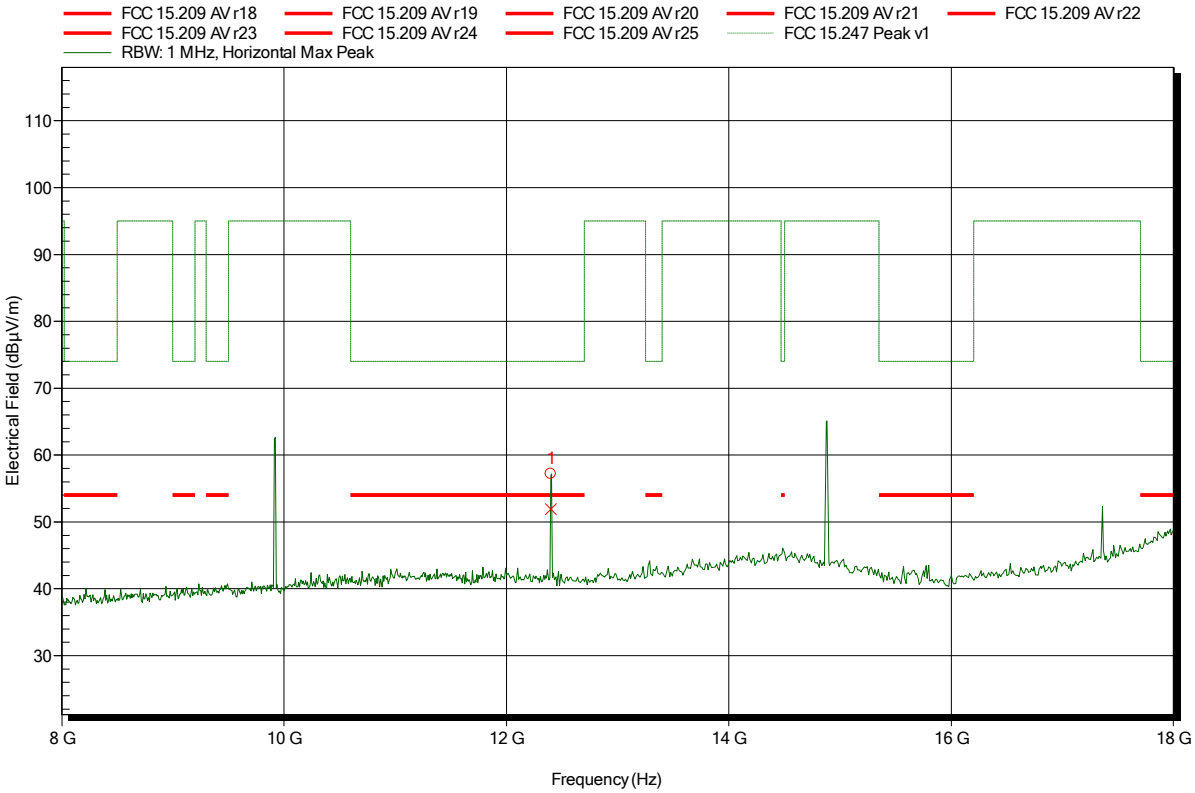

Frequency	Peak	Peak Limit	Peak Difference	Status
12.401 GHz	57.19 dBµV/m	74 dBµV/m	-16.81 dB	Pass

Frequency	Average	Average Limit	Average Difference	Average Status
12.401 GHz	51.9 dBµV/m	54 dBµV/m	-2.1 dB	Pass

Spurious emissions according to FCC 15.247

Project number: G0M-1507-4951

Applicant:	Polycom Inc.
EUT Name:	Desktop VoIP Bluetooth Telephone
Model:	VVX 601
Test Site:	Eurofins Product Service GmbH
Operator:	Mr. Handrik
Test Conditions:	Tnom: 23°C, Vnom: 120 V AC
Antenna:	Rohde & Schwarz HL 025, Vertical
Measurement distance:	1 m converted to 3m
Mode:	TX; Bluetooth: 2402 MHz, DH5, DUT-Mode
Test Date:	2015-08-12
Note:	EUT horizontal

Index 5

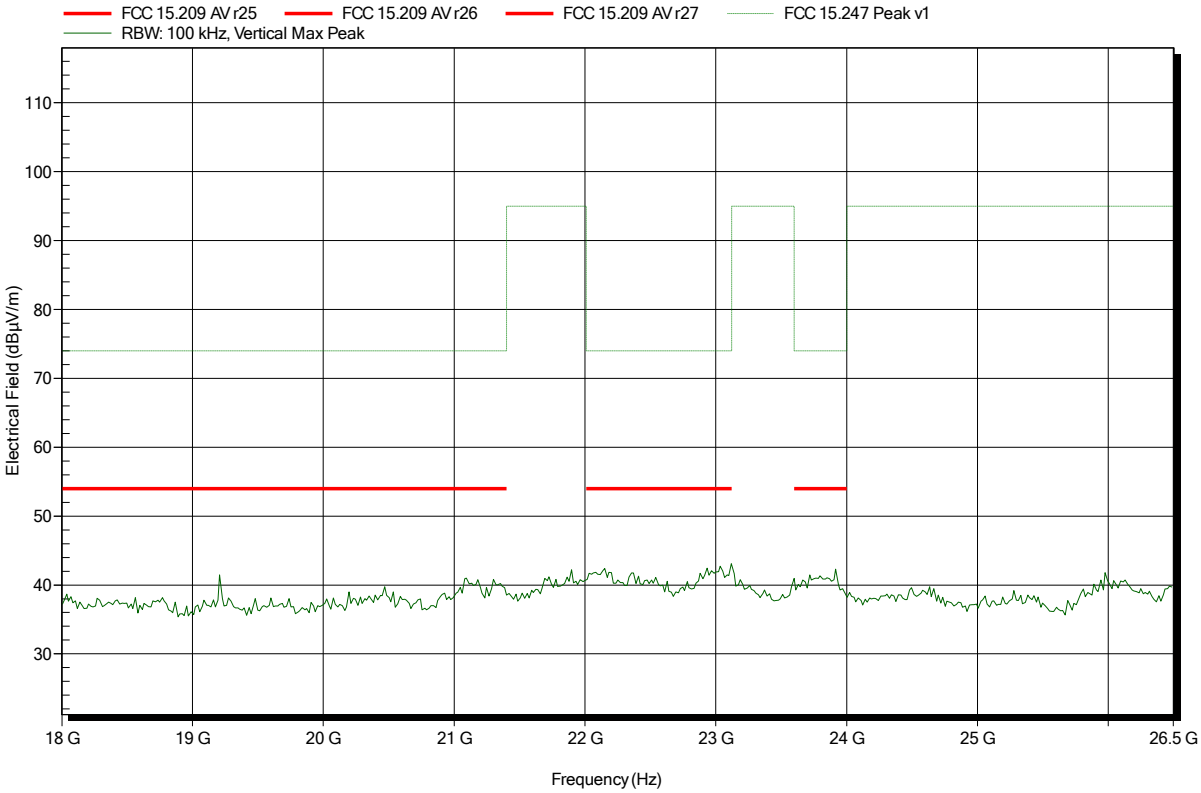

Spurious emissions according to FCC 15.247

Project number: G0M-1507-4951

Applicant:	Polycom Inc.
EUT Name:	Desktop VoIP Bluetooth Telephone
Model:	VVX 601
Test Site:	Eurofins Product Service GmbH
Operator:	Mr. Handrik
Test Conditions:	Tnom: 23°C, Vnom: 120 V AC
Antenna:	Rohde & Schwarz HL 025, Horizontal
Measurement distance:	1 m converted to 3m
Mode:	TX; Bluetooth: 2402 MHz, DH5, DUT-Mode
Test Date:	2015-08-12
Note:	EUT horizontal

Index 23

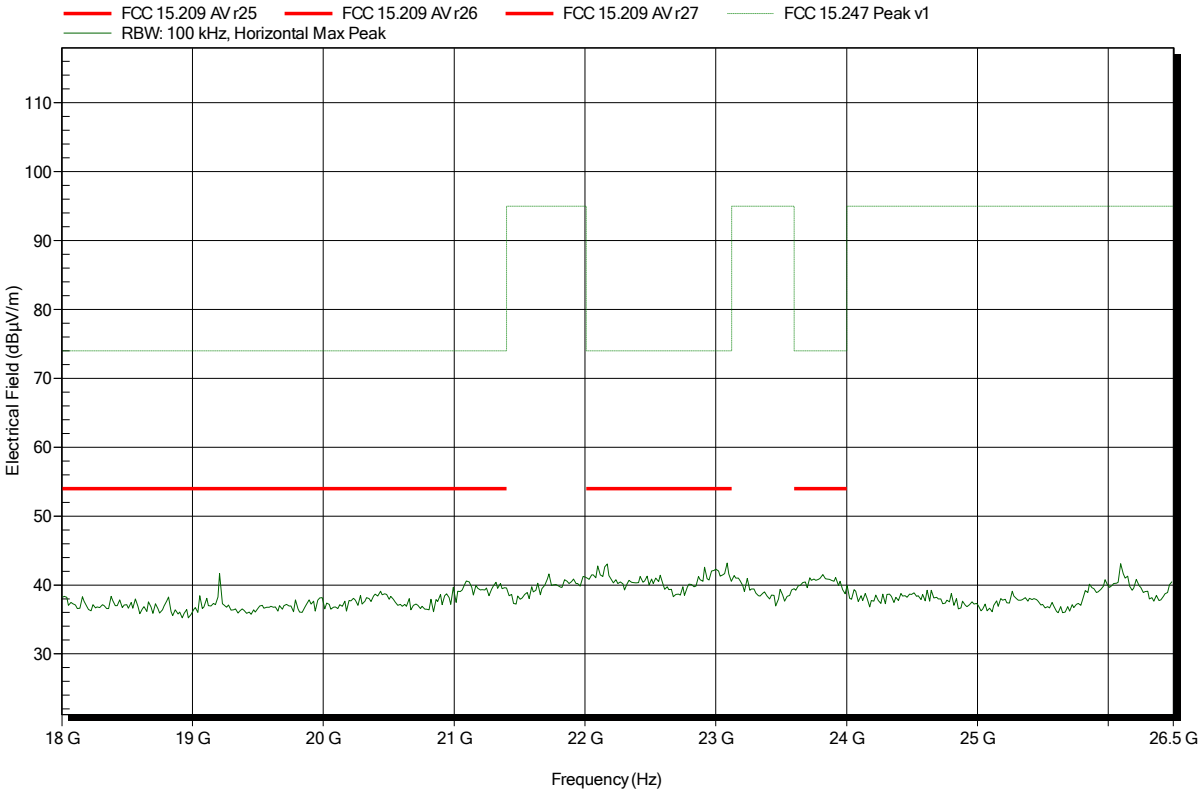

Spurious emissions according to FCC 15.247

Project number: G0M-1507-4951

Applicant:	Polycom Inc.
EUT Name:	Desktop VoIP Bluetooth Telephone
Model:	VVX 601
Test Site:	Eurofins Product Service GmbH
Operator:	Mr. Handrik
Test Conditions:	Tnom: 23°C, Vnom: 120 V AC
Antenna:	Rohde & Schwarz HL 025, Vertical
Measurement distance:	1 m converted to 3m
Mode:	TX; Bluetooth: 2441 MHz, DH5, DUT-Mode
Test Date:	2015-08-12
Note:	EUT horizontal

Index 6

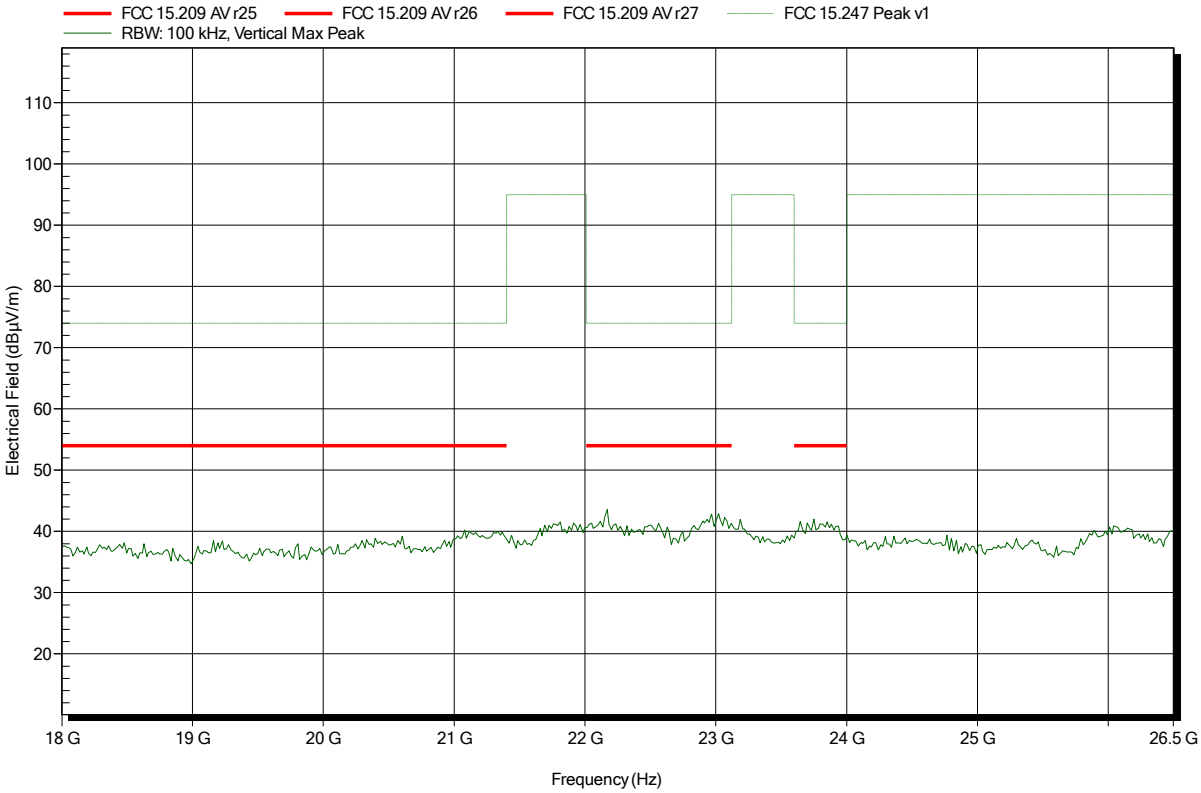

Spurious emissions according to FCC 15.247

Project number: G0M-1507-4951

Applicant:	Polycom Inc.
EUT Name:	Desktop VoIP Bluetooth Telephone
Model:	VVX 601
Test Site:	Eurofins Product Service GmbH
Operator:	Mr. Handrik
Test Conditions:	Tnom: 23°C, Vnom: 120 V AC
Antenna:	Rohde & Schwarz HL 025, Horizontal
Measurement distance:	1 m converted to 3m
Mode:	TX; Bluetooth: 2441 MHz, DH5, DUT-Mode
Test Date:	2015-08-12
Note:	EUT horizontal

Index 17

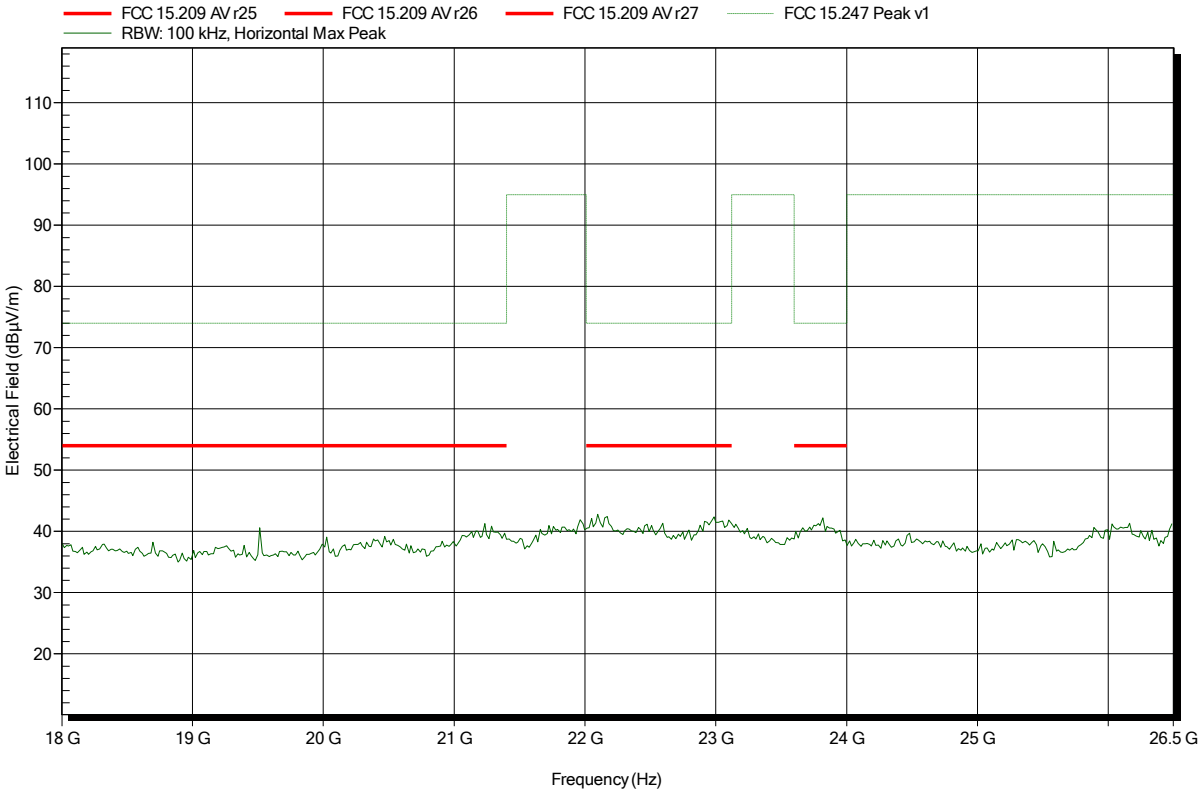

Spurious emissions according to FCC 15.247

Project number: G0M-1507-4951

Applicant:	Polycom Inc.
EUT Name:	Desktop VoIP Bluetooth Telephone
Model:	VVX 601
Test Site:	Eurofins Product Service GmbH
Operator:	Mr. Handrik
Test Conditions:	Tnom: 23°C, Vnom: 120 V AC
Antenna:	Rohde & Schwarz HL 025, Vertical
Measurement distance:	1 m converted to 3m
Mode:	TX; Bluetooth: 2480 MHz, DH5, DUT-Mode
Test Date:	2015-08-12
Note:	EUT horizontal

Index 12

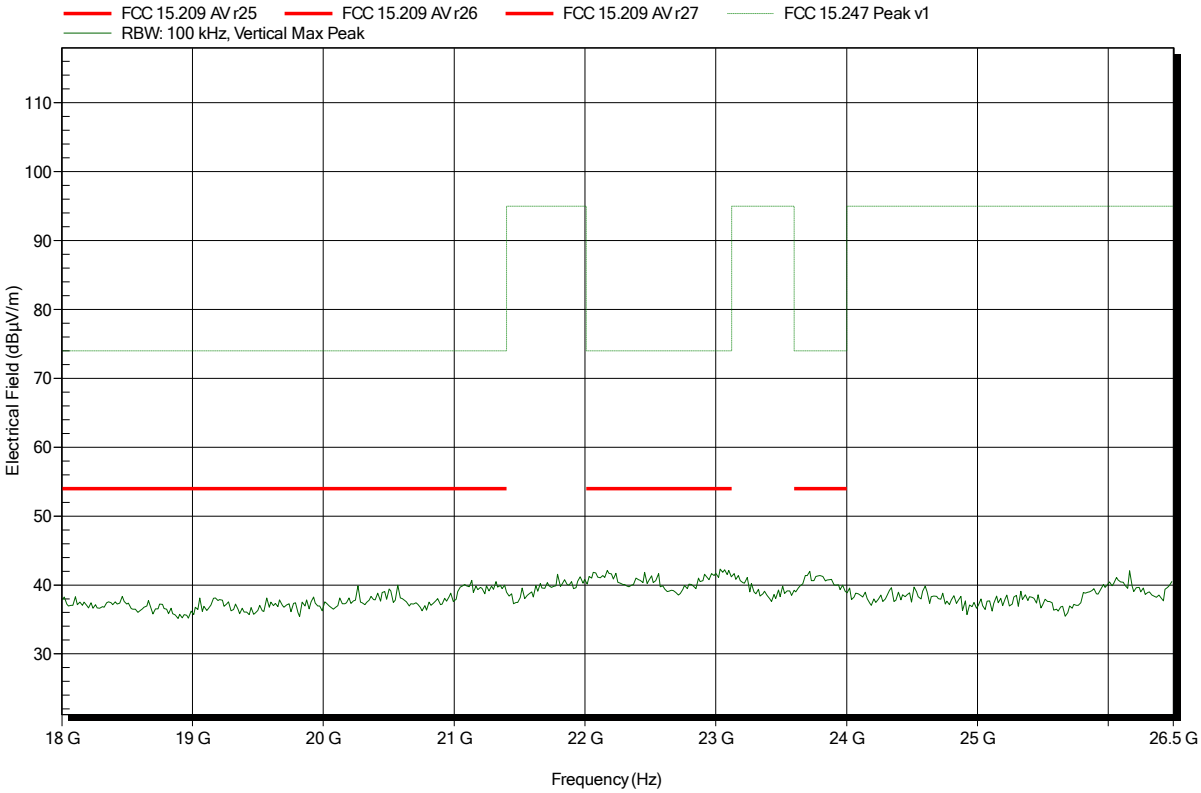

Spurious emissions according to FCC 15.247

Project number: G0M-1507-4951

Applicant:	Polycom Inc.
EUT Name:	Desktop VoIP Bluetooth Telephone
Model:	VVX 601
Test Site:	Eurofins Product Service GmbH
Operator:	Mr. Handrik
Test Conditions:	Tnom: 23°C, Vnom: 120 V AC
Antenna:	Rohde & Schwarz HL 025, Horizontal
Measurement distance:	1 m converted to 3m
Mode:	TX; Bluetooth: 2480 MHz, DH5, DUT-Mode
Test Date:	2015-08-12
Note:	EUT horizontal

Index 16

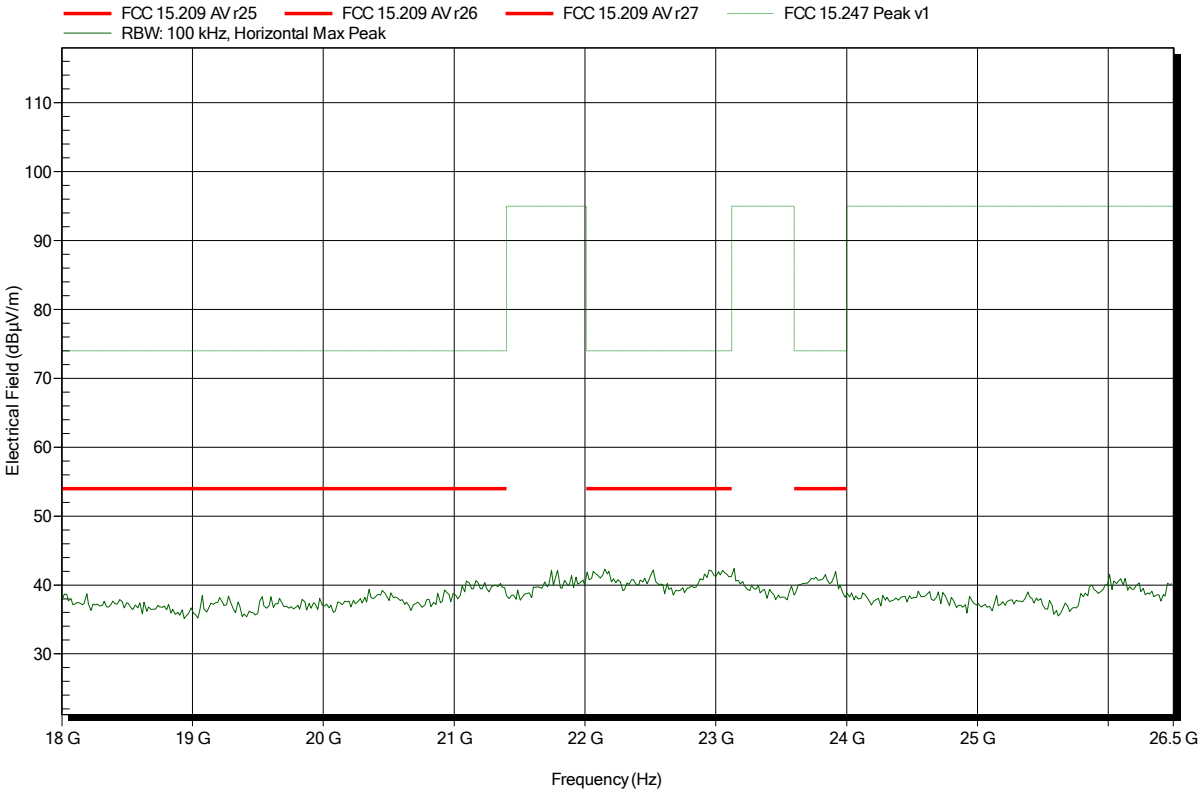

ANNEX B Receiver radiated spurious emissions

Spurious emissions according to RSS-Gen Issue 4

Project number: G0M-1507-4951

Applicant:	Polycom Inc.
EUT Name:	Desktop VoIP Bluetooth Telephone
Model:	VVX 601
Test Site:	Eurofins Product Service GmbH
Operator:	Mr. Handrik
Test Conditions:	Tnom: 23°C, Vnom: 120 V AC
Antenna:	Rohde & Schwarz HK 116, Vertical
Measurement distance:	3 m
Mode:	RX; Bluetooth: scan mode, DUT-Mode
Test Date:	2015-08-12
Note:	EUT horizontal

Index 43

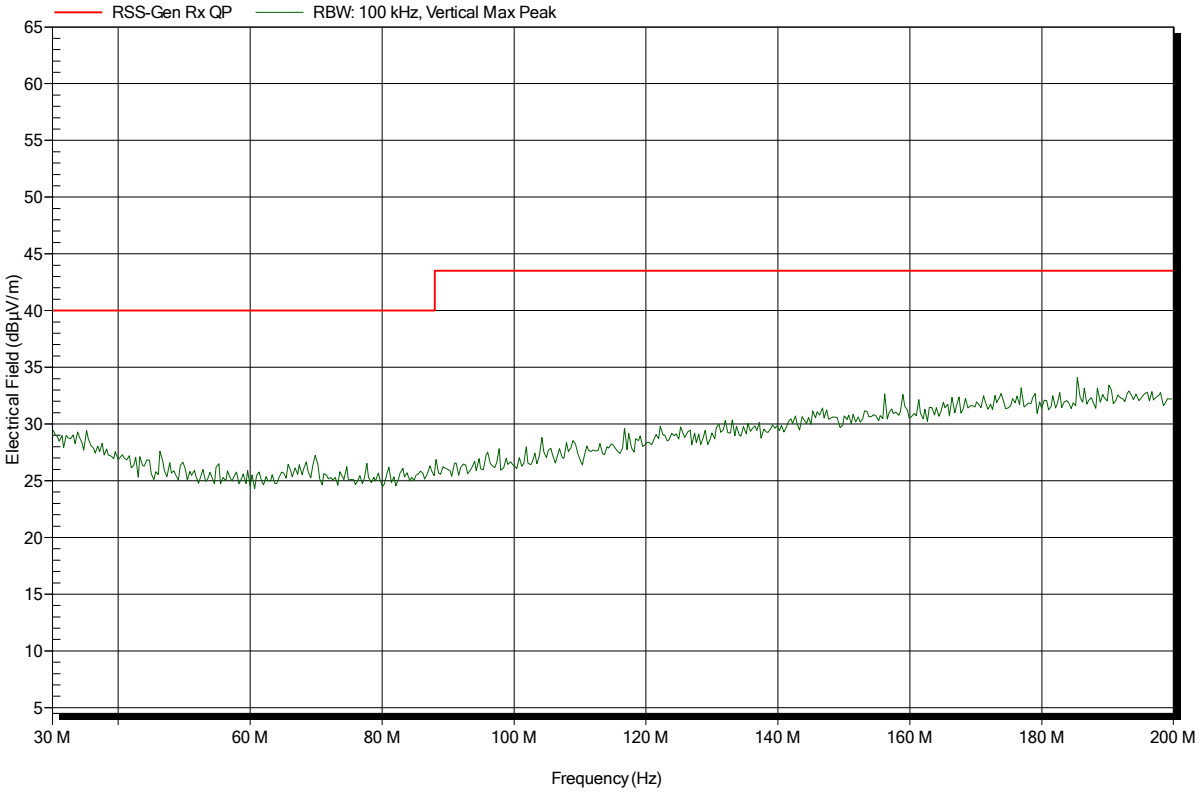

Spurious emissions according to RSS-Gen Issue 4

Project number: G0M-1507-4951

Applicant:	Polycom Inc.
EUT Name:	Desktop VoIP Bluetooth Telephone
Model:	VVX 601
Test Site:	Eurofins Product Service GmbH
Operator:	Mr. Handrik
Test Conditions:	Tnom: 23°C, Vnom: 120 V AC
Antenna:	Rohde & Schwarz HK 116, Horizontal
Measurement distance:	3 m
Mode:	RX; Bluetooth: scan mode, DUT-Mode
Test Date:	2015-08-12
Note:	EUT horizontal

Index 42

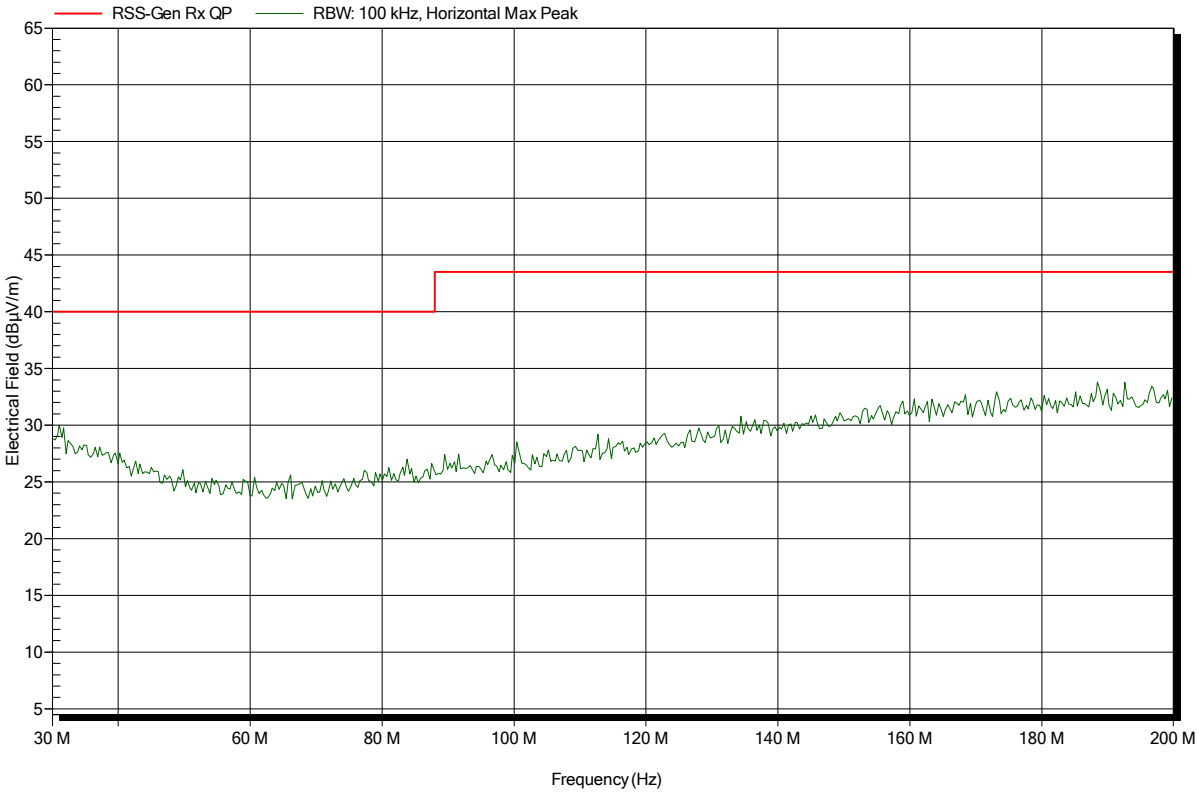

Spurious emissions according to RSS-Gen Issue 4

Project number: G0M-1507-4951

Applicant:	Polycom Inc.
EUT Name:	Desktop VoIP Bluetooth Telephone
Model:	VVX 601
Test Site:	Eurofins Product Service GmbH
Operator:	Mr. Handrik
Test Conditions:	Tnom: 23°C, Vnom: 120 V AC
Antenna:	Rohde & Schwarz HL 223, Vertical
Measurement distance:	3 m
Mode:	RX; Bluetooth: scan mode, DUT-Mode
Test Date:	2015-08-12
Note:	EUT horizontal

Index 44

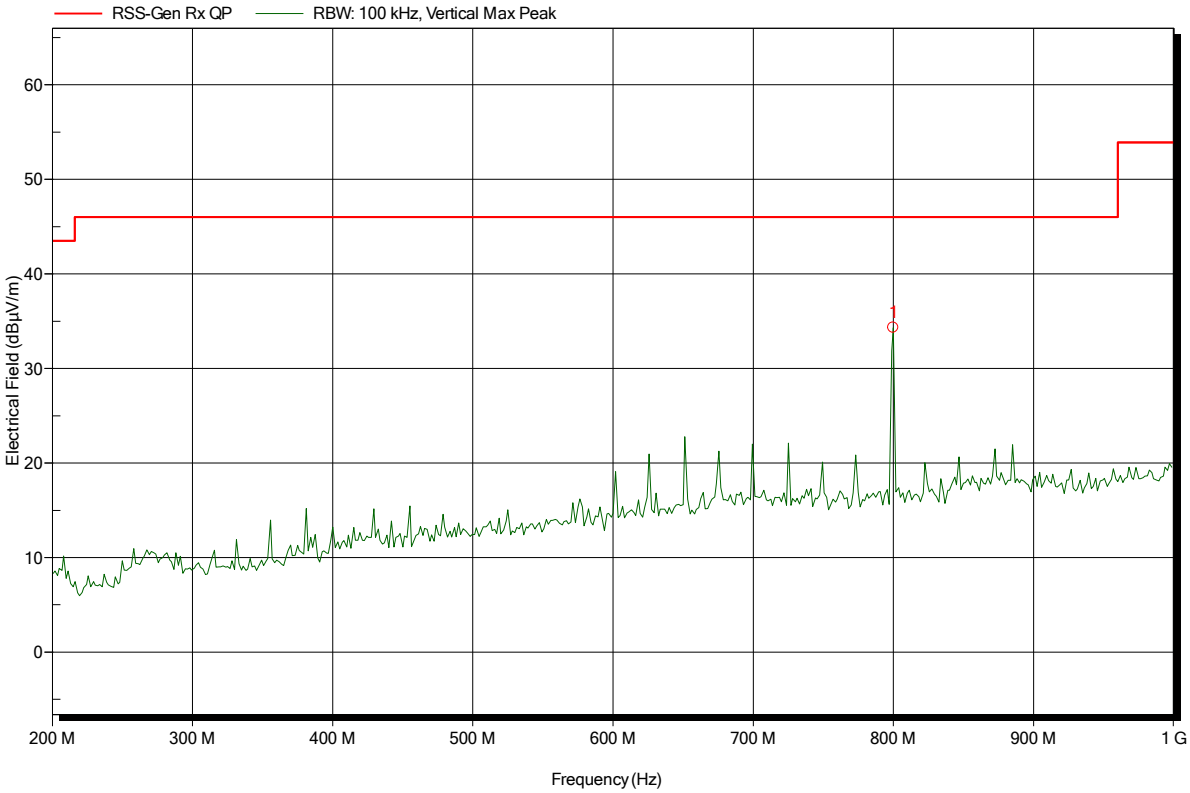

Frequency	Peak	Peak Limit	Peak Difference	Status
800 MHz	34.31 dBµV/m	46 dBµV/m	-11.69 dB	Pass

Spurious emissions according to RSS-Gen Issue 4

Project number: G0M-1507-4951

Applicant:	Polycom Inc.
EUT Name:	Desktop VoIP Bluetooth Telephone
Model:	VVX 601
Test Site:	Eurofins Product Service GmbH
Operator:	Mr. Handrik
Test Conditions:	Tnom: 23°C, Vnom: 120 V AC
Antenna:	Rohde & Schwarz HL 223, Horizontal
Measurement distance:	3 m
Mode:	RX; Bluetooth: scan mode, DUT-Mode
Test Date:	2015-08-12
Note:	EUT horizontal

Index 45

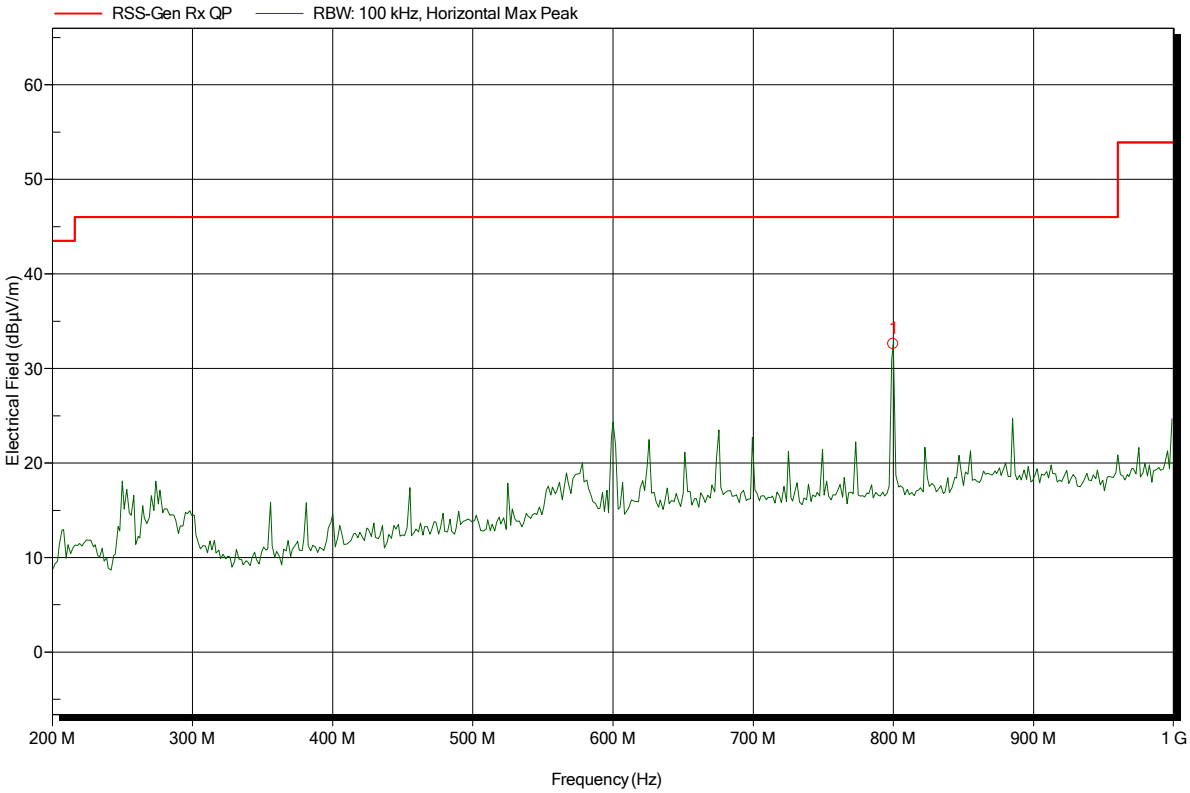

Frequency	Peak	Peak Limit	Peak Difference	Status
800 MHz	32.59 dBµV/m	46 dBµV/m	-13.41 dB	Pass

Spurious emissions according to RSS-Gen Issue 4

Project number: G0M-1507-4951

Applicant:	Polycom Inc.
EUT Name:	Desktop VoIP Bluetooth Telephone
Model:	VVX 601
Test Site:	Eurofins Product Service GmbH
Operator:	Mr. Handrik
Test Conditions:	Tnom: 23°C, Vnom: 120 V AC
Antenna:	Schwarzbeck BBHA 9120D, Vertical
Measurement distance:	3 m
Mode:	RX; Bluetooth: scan mode, DUT-Mode
Test Date:	2015-08-12
Note:	EUT horizontal

Index 46

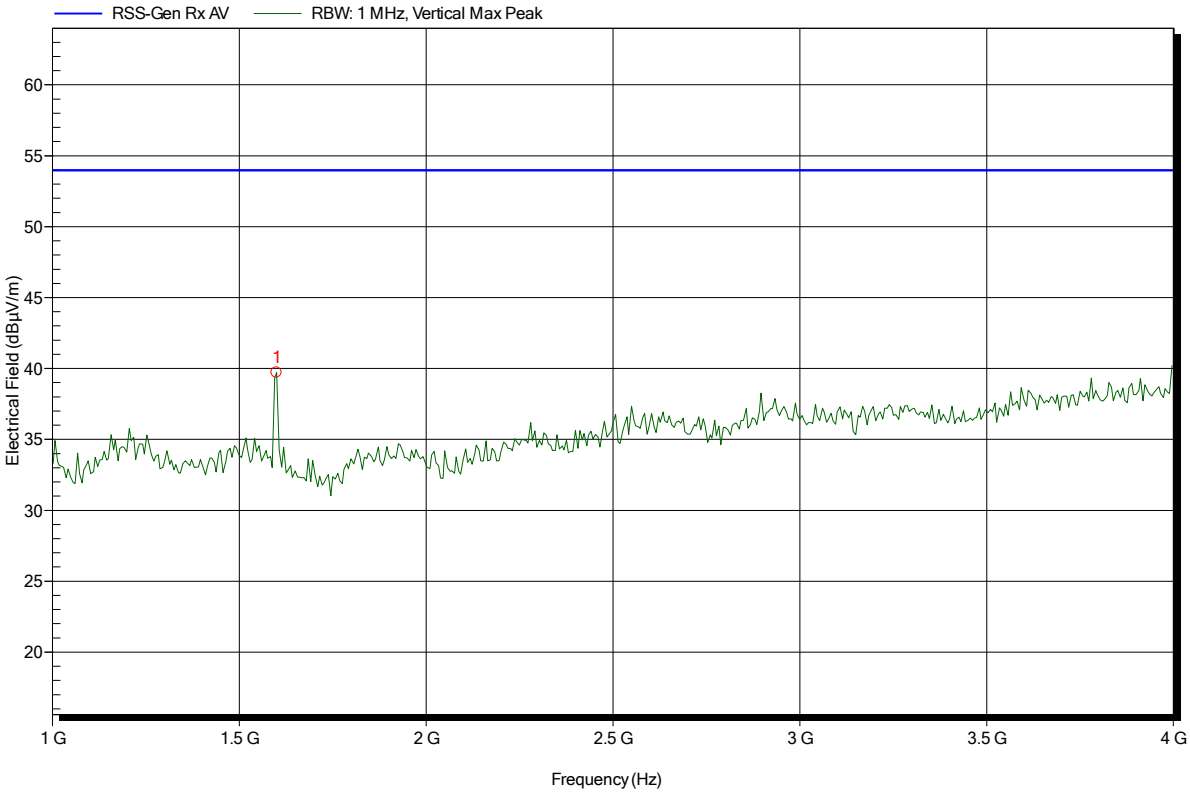

Frequency	Peak	Peak Limit	Peak Difference	Peak Status
1.6 GHz	39.7 dBµV/m	53.98 dBµV/m	-14.28 dB	Pass

Spurious emissions according to RSS-Gen Issue 4

Project number: G0M-1507-4951

Applicant:	Polycom Inc.
EUT Name:	Desktop VoIP Bluetooth Telephone
Model:	VVX 601
Test Site:	Eurofins Product Service GmbH
Operator:	Mr. Handrik
Test Conditions:	Tnom: 23°C, Vnom: 120 V AC
Antenna:	Schwarzbeck BBHA 9120D, Horizontal
Measurement distance:	3 m
Mode:	RX; Bluetooth: scan mode, DUT-Mode
Test Date:	2015-08-12
Note:	EUT horizontal

Index 48

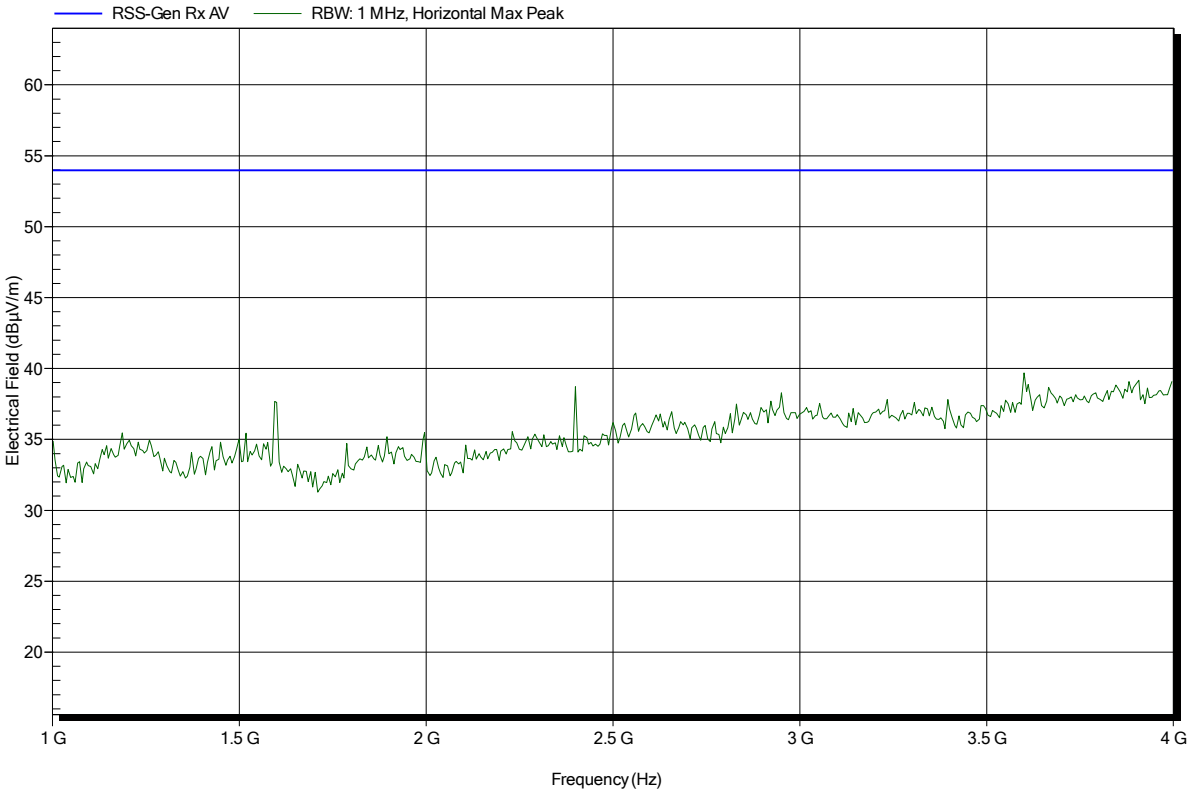

Spurious emissions according to RSS-Gen Issue 4

Project number: G0M-1507-4951

Applicant:	Polycom Inc.
EUT Name:	Desktop VoIP Bluetooth Telephone
Model:	VVX 601
Test Site:	Eurofins Product Service GmbH
Operator:	Mr. Handrik
Test Conditions:	Tnom: 23°C, Vnom: 120 V AC
Antenna:	Schwarzbeck BBHA 9120D, Vertical
Measurement distance:	3 m
Mode:	RX; Bluetooth: scan mode, DUT-Mode
Test Date:	2015-08-12
Note:	EUT horizontal

Index 47

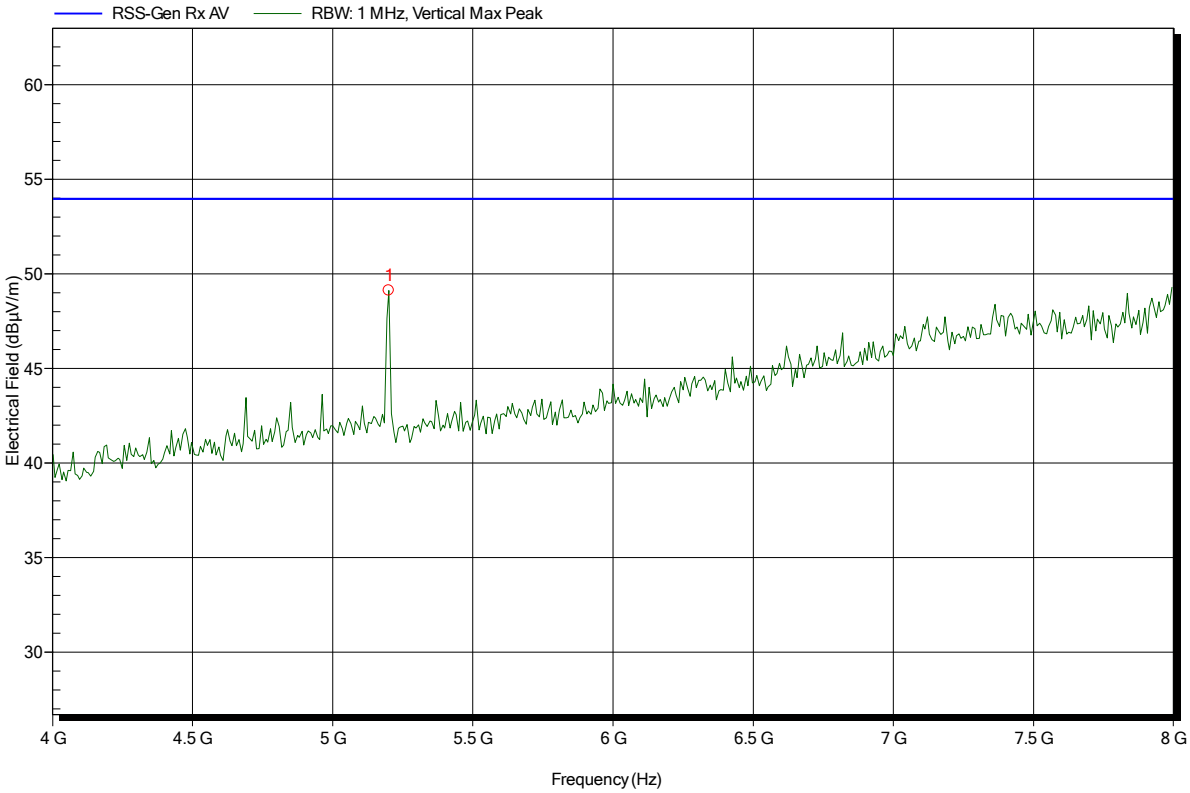

Frequency	Peak	Peak Limit	Peak Difference	Peak Status
5.2 GHz	49.13 dBµV/m	53.98 dBµV/m	-4.85 dB	Pass

Spurious emissions according to RSS-Gen Issue 4

Project number: G0M-1507-4951

Applicant:	Polycom Inc.
EUT Name:	Desktop VoIP Bluetooth Telephone
Model:	VVX 601
Test Site:	Eurofins Product Service GmbH
Operator:	Mr. Handrik
Test Conditions:	Tnom: 23°C, Vnom: 120 V AC
Antenna:	Schwarzbeck BBHA 9120D, Horizontal
Measurement distance:	3 m
Mode:	RX; Bluetooth: scan mode, DUT-Mode
Test Date:	2015-08-12
Note:	EUT horizontal

Index 49

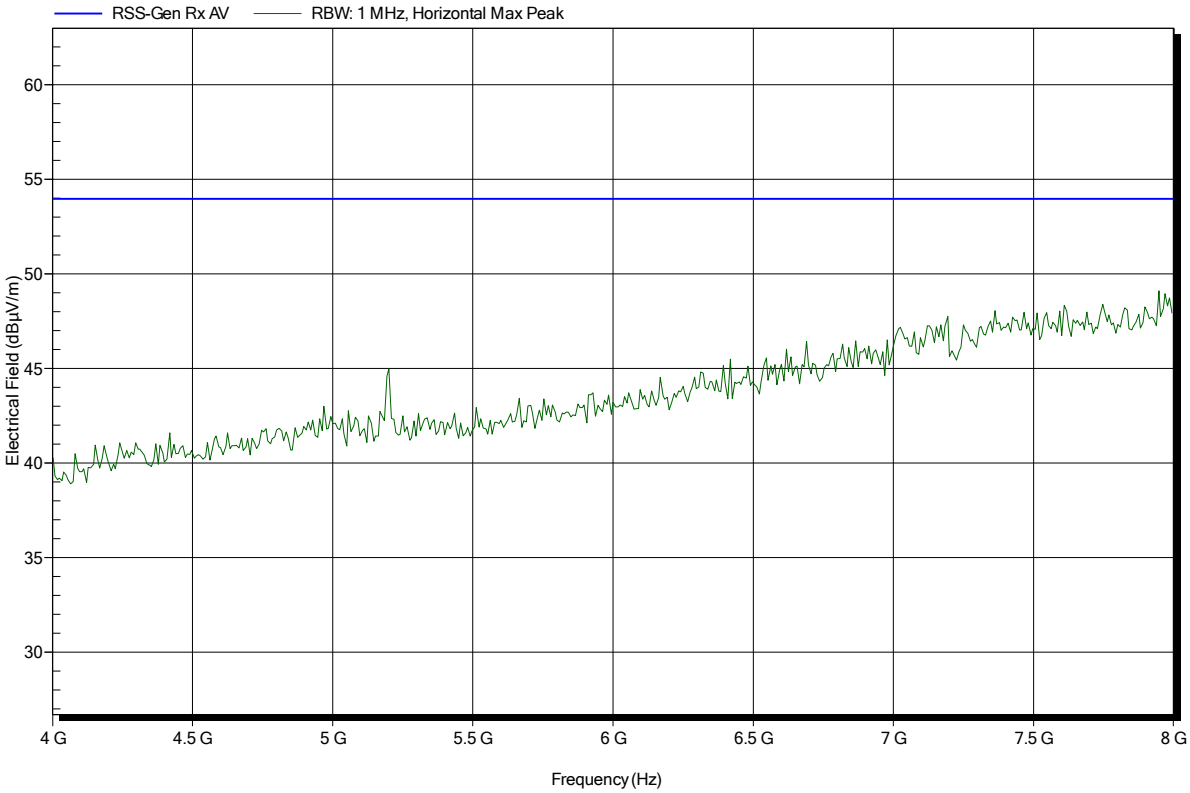

Spurious emissions according to RSS-Gen Issue 4

Project number: G0M-1507-4951

Applicant:	Polycom Inc.
EUT Name:	Desktop VoIP Bluetooth Telephone
Model:	VVX 601
Test Site:	Eurofins Product Service GmbH
Operator:	Mr. Handrik
Test Conditions:	Tnom: 23°C, Vnom: 120 V AC
Antenna:	Schwarzbeck BBHA 9120D, Vertical
Measurement distance:	1 m converted to 3m
Mode:	RX; Bluetooth: scan mode, DUT-Mode
Test Date:	2015-08-12
Note:	EUT horizontal

Index 51

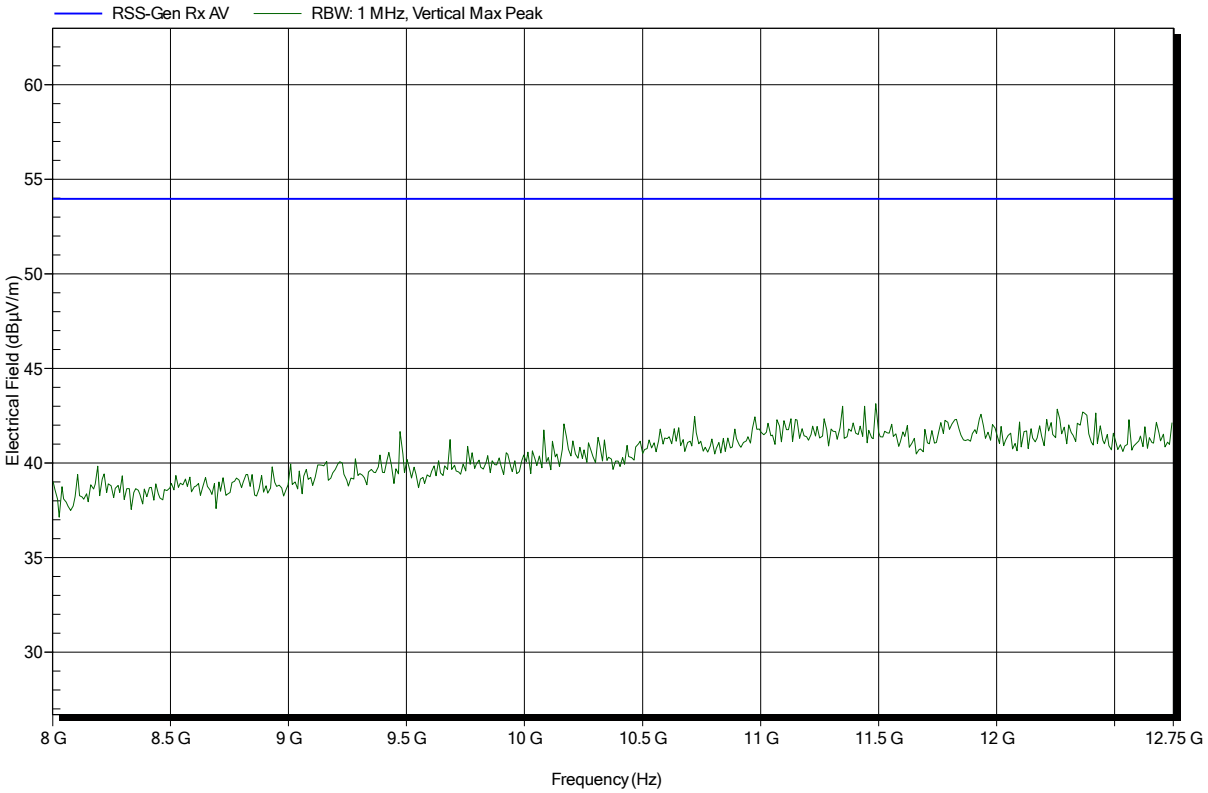

Spurious emissions according to RSS-Gen Issue 4

Project number: G0M-1507-4951

Applicant:	Polycom Inc.
EUT Name:	Desktop VoIP Bluetooth Telephone
Model:	VVX 601
Test Site:	Eurofins Product Service GmbH
Operator:	Mr. Handrik
Test Conditions:	Tnom: 23°C, Vnom: 120 V AC
Antenna:	Schwarzbeck BBHA 9120D, Horizontal
Measurement distance:	1 m converted to 3m
Mode:	RX; Bluetooth: scan mode, DUT-Mode
Test Date:	2015-08-12
Note:	EUT horizontal
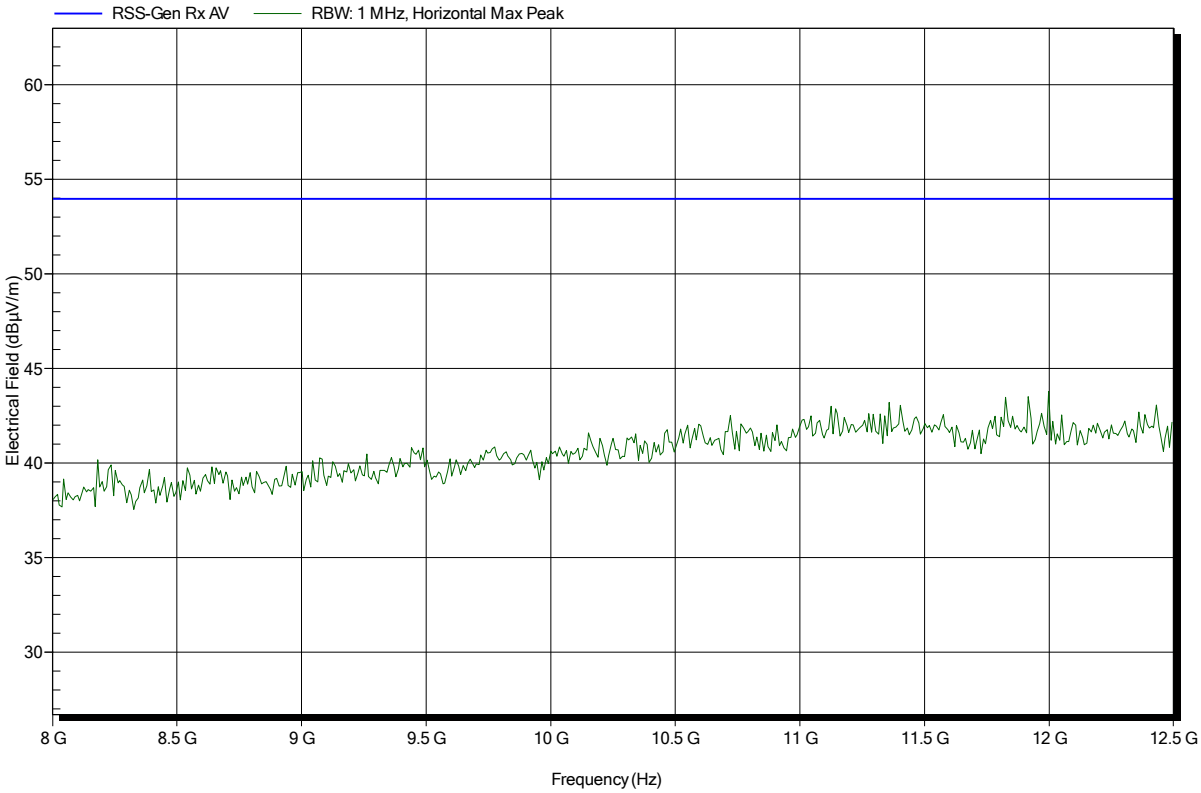
Index 50