

DFS Testing



Conducted Antenna Port Measurements (external to environmental chamber)






Conducted Antenna Port Measurements (internal to environmental chamber)




Conducted Emissions (Front)






Conducted Emissions (LISN View)




Radiated Emissions Below 30MHz






Radiated Emissions (30MHz – 1GHz)



Radiated Emissions (1-18GHz)





Radiated Emissions (18-40GHz)