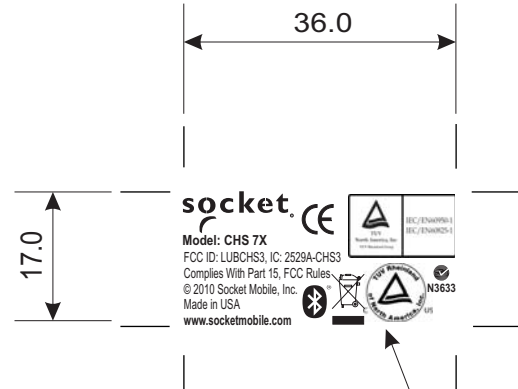


Notes: Unless Otherwise Specified


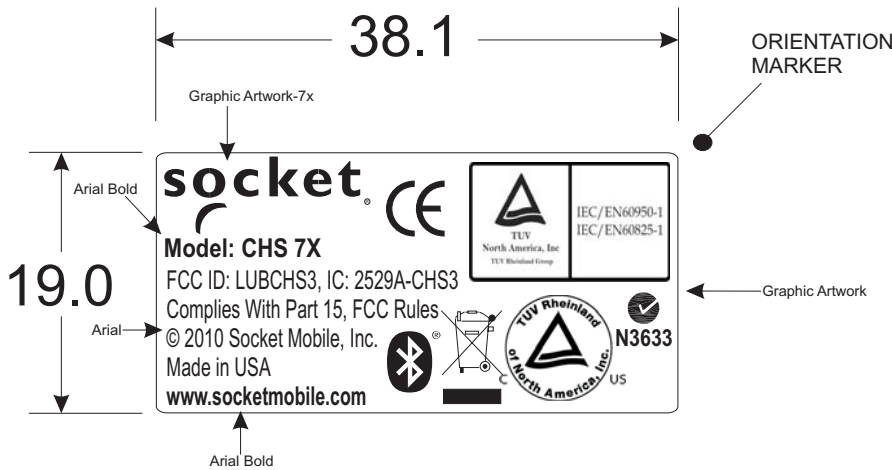
- 1.) Reference drawing: 6510-00089 for die cut and material specifications.
- 2.) Font size at vendor discretion. Vendor must choose a size that is clear and readable by the human eye.
- 3.) Artwork should be centered top to bottom and left to right on the label. See below for reference of placing the artwork in relationship to the label.
- 4.) Artwork of the label should be oriented and laid out like Detail A.
- 5.) Material and process must be RoHS compliant.



See page 2 for dimension specification

DETAIL A
SCALE 1:1
REF. ONLY

Place tolerance of the printing +/- 0.3
using (min. 300DPI) thermal transfer printer
To be printed in NMP production



**DRAWING NOT
TO SCALE**
ALL DIMENSION IN mm

D	Added back the word Model to product description and separated Po label from standard label	01/27/10	Samantha C.
C	Removed the word Model from product description	01/19/10	Samantha C.
B	Removed UL Symbol, Complies with IEC:EN line and added TUV Box	12/16/09	Samantha C.

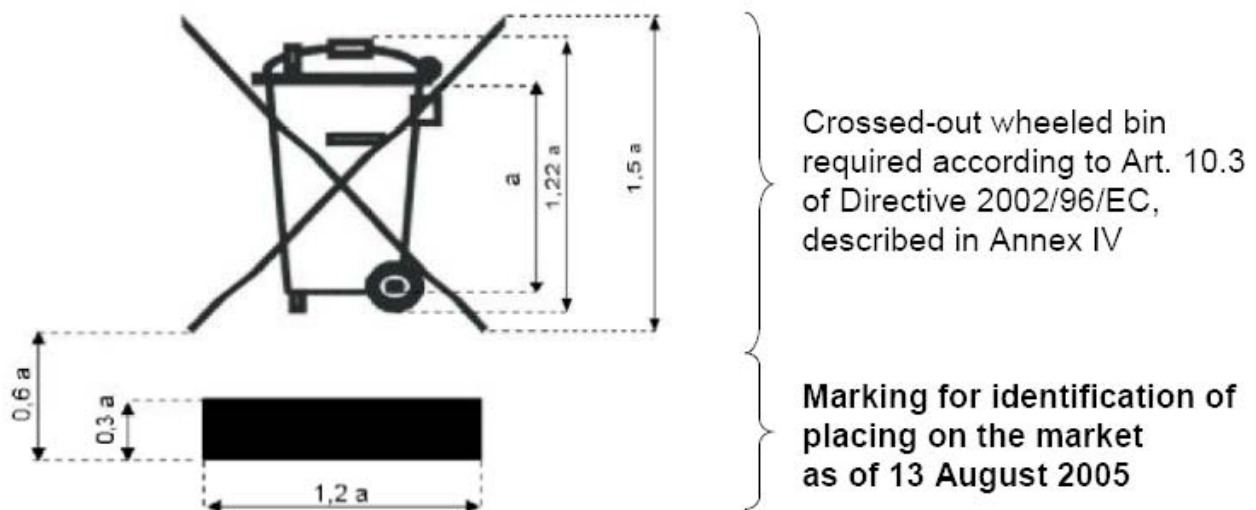
Rev.	Description	Date	Approval
	Drawn	James Rebello	Date 12/08/09
	ENGR	James Rebello	12/08/09
	CHK	Eric Wilste	12/08/09
	MKTG	Samantha Chu	12/08/09

ALL DIMENSION IN mm

 39700 Eureka Drive Newark, CA. 94560 PN: (510)933-3000 FX: (510)933-3030	Sheet 1 of 2	Original Scale N/A	Drawn	James Rebello	Date 12/08/09
		Original Size A	ENGR	James Rebello	12/08/09
Drawing Title MFG. INSTRUCTION, DWG. RUGGEDIZED, CHS 7X, COMPLIANCE LABEL	Drawing Number 6540-00181	Approved / Date 01/27/10	Rev D		

WEEE Symbol

Design of Marking (Alternative 2)



- The bar is the symbol for marking of new waste (no place holder)
- The bar has to be used in conjunction with the crossed-out wheeled bin. Dimensional relationship shall be maintained when the size is altered. (The bar shall be $h=0,3a$ or at least 1 mm in height)

**DRAWING NOT
TO SCALE**