



Shenzhen Certification Technology Service Co., Ltd  
2F, Building B, East Area of Nanchang Second Industrial Zone,  
Gushu 2<sup>nd</sup> Road, Bao'an District, Shenzhen 518126, P.R. China

# TEST REPORT

**FCC ID: LU7-PLT7223G**

**Applicant** : Shenzhen YIDONG Technology Co., Ltd.  
**Address** : Floor 1-5,Building B, Area B, Yuanfen Industrial Zone, Dalang,  
Bao'an District, Shenzhen, China

**Equipment under Test (EUT):**

Name : Flat Computer

Model : PLT7223G

**Standards** : FCC PART 15, Subpart B (Class B): 2012

**Report No.** : ST-TCB131023001-1

**Date of Test** : November 05-07, 2013

**Date of Issue** : November 08, 2013

<b>Test Result :</b>	<b>PASS *</b>
----------------------	---------------

\* In the configuration tested, the EUT complied with the standards specified above

Authorized Signature

(Mark Zhu)  
General Manager

The manufacture should ensure that all the products in series production are in conformity with the product sample detailed in this report.

If the product in this report is used in any configuration other than that detailed in the report, the manufacturer must ensure the new system complies with all relevant standards. Any mention of Shenzhen Certification Technology Service Co., Ltd. Or test done by Shenzhen Certification Technology Service Co., Ltd. Approvals in connection with, distribution or use of the product described in this report must be approved by Shenzhen Certification Technology Service Co., Ltd. Approvals in writing.

## TABLE OF CONTENTS

Description	Page
Test Report Declaration .....	3
<b>1. SUMMARY OF STANDARDS AND RESULTS .....</b>	<b>4</b>
1.1. Description of Standards and Results.....	4
<b>2. GENERAL INFORMATION .....</b>	<b>5</b>
2.1. Description of Device (EUT) .....	5
2.2. Tested Supporting System Details .....	6
2.3. Block Diagram of connection between EUT and simulators .....	6
2.4. Test Facility .....	7
2.5. Measurement Uncertainty .....	7
<b>3. POWER LINE CONDUCTED EMISSION TEST.....</b>	<b>8</b>
3.1. Test Equipment.....	8
3.2. Block Diagram of Test Setup .....	8
3.3. Power Line Conducted Emission Test Limits .....	8
3.4. Configuration of EUT on Test.....	9
3.5. Operating Condition of EUT .....	9
3.6. Test Procedure.....	9
3.7. Conducted Disturbance at Mains Terminals Test Results.....	9
<b>4. RADIATED EMISSION TEST .....</b>	<b>18</b>
4.1. Test Equipment.....	18
4.2. Block Diagram of Test Setup .....	18
4.3. Radiated Emission Limit.....	19
4.4. EUT Configuration on Test.....	19
4.5. Operating Condition of EUT .....	20
4.6. Test Procedure.....	20
4.7. Radiated Disturbance Test Results.....	20
<b>5. PHOTOGRAPH.....</b>	<b>37</b>
5.1. Photos of Power Line Conducted Emission Test .....	37
5.2. Photos of Radiated Emission Test (In Anechoic Chamber).....	38
<b>6. PHOTOS OF THE EUT.....</b>	<b>40</b>

## TEST REPORT VERIFICATION

Applicant : Shenzhen YIDONG Technology Co., Ltd.  
Manufacturer : Shenzhen YIDONG Technology Co., Ltd.  
EUT Description : Flat Computer  
(A) Model No. : PLT7223G  
(B) Trademark : N/A  
(C) Power Supply : DC 5V From Adapter  
(D) Test Voltage : DC 5V From Adapter AC 120V/60Hz

Measurement Standard Used:  
FCC PART 15, Subpart B (Class B): 2012

The device described above is tested by Shenzhen Certification Technology Service Co., Ltd. to determine the maximum emission levels emanating from the device. The maximum emission levels are compared to the FCC Part 15 Subpart B Class B limits both conducted and radiated emissions. The test results are contained in this test report and Shenzhen Certification Technology Service Co., Ltd. is assumed of full responsibility for the accuracy and completeness of these tests.

After the test, our opinion is that EUT compliance with the requirement of the above standards.

This report applies to above tested sample only. This report shall not be reproduced in parts without written approval of Shenzhen Certification Technology Service Co., Ltd.

## 1. SUMMARY OF STANDARDS AND RESULTS

### 1.1. Description of Standards and Results

The EUT have been tested according to the applicable standards as referenced below.

EMISSION			
Description of Test Item	Standard	Limits	Results
Power Line Conducted Emission Test	FCC Part 15: 2012 ANSI C63.4: 2003	Class B	PASS
Radiated Emission Test	FCC Part 15: 2012 ANSI C63.4: 2003	Class B	PASS

## 2. GENERAL INFORMATION

### 2.1. Description of Device (EUT)

Description : Flat Computer

Model Number : PLT7223G

Trademark : N/A

Power Supply : DC 5V From Adapter

Adapter 1 : Information: Switching power adapter

Model: WRP2U-050200C

Input: AC 100-240V, 50/60Hz 0.3A

Output: DC 5V, 1.5A

Adapter 2 : Information: Switching power adapter

Model: SCT-A520B-D

Input: AC 100-240V, 50/60Hz 0.4A max

Output: DC 5V, 1.5A

Applicant : Shenzhen YIDONG Technology Co.,Ltd.

Floor 1-5,Building B, Area B, Yuanfen Industrial Zone, Dalang,

Bao'an District, Shenzhen, China

Manufacturer : Shenzhen YIDONG Technology Co.,Ltd.

Floor 1-5,Building B, Area B, Yuanfen Industrial Zone, Dalang,

Bao'an District, Shenzhen, China

Date of Test : November 05-07, 2013

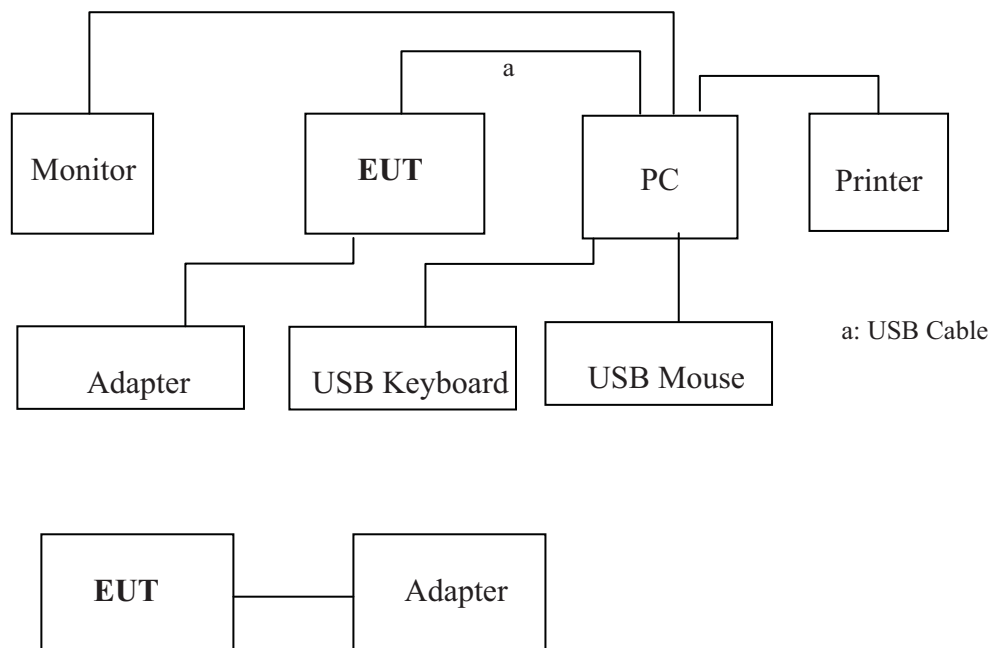
Sample Type : Series production

## 2.2. Tested Supporting System Details

No.	Description	Manufacturer	Model	Serial Number
1.	Personal Computer	ACER	ASPIRE M1830	PTSF90C00305005CAC3000
2.	Monitor	ACER	G205HV	SNID:10306738385
3.	USB Keyboard	ACER	SK-9625	KBUSB1580500037E0100
4.	USB Mouse	ACER	MS.11200.014	M-UAY-ACR2
5.	Printer	HP	HP1020	CNCJ410726

Note: These equipment has FCC DOC certificate.

## 2.3. Block Diagram of connection between EUT and simulators



※ EUT: Flat Computer

## 2.4. Test Facility

JAN 13, 2012 File on Federal Communication Commission  
Registration Number: 197647

October 11, 2011 Certificated by IC  
Registration Number: 8528B

## 2.5. Measurement Uncertainty

(95% confidence levels, k=2)

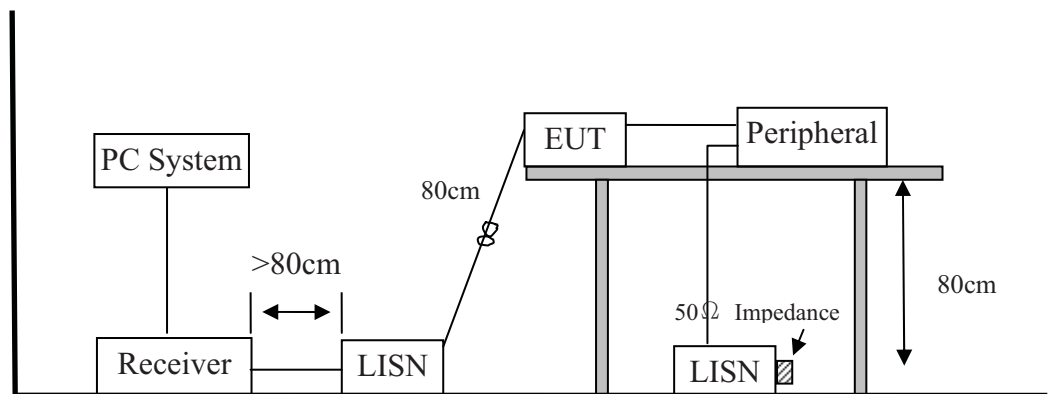
Test Item	Uncertainty
Uncertainty for Conduction emission test	2.50dB
Uncertainty for Radiation Emission test	3.04 dB (Distance: 3m Polarize: V)
	3.02 dB (Distance: 3m Polarize: H)
Uncertainty for Radiation Emission test (1GHz-18GHz)	3.56 dB (Distance: 3m Polarize: V)
	3.84 dB (Distance: 3m Polarize: H)
Uncertainty for test site temperature and humidity	0.6°C
	3%

### 3. POWER LINE CONDUCTED EMISSION TEST

#### 3.1. Test Equipment

Item	Equipment	Manufacturer	Model No.	Serial No.	Last Cal.	Cal. Interval
1.	Test Receiver	Rohde&Schwarz	ESCI	1166.5950K03-1011	Oct. 30, 13	1 Year
2.	L.I.S.N.	Schwarzbeck	NSLK8126	8126466	Oct. 30, 13	1 Year
3.	L.I.S.N.-2	Kyoritsu	KNW-407	8-1628-5	Oct. 30, 13	1 Year
4.	Terminator	Hubersuhner	50Ω	No. 1	Oct. 30, 13	1 Year
5.	RF Cable	Schwarzbeck	9111505/200	5995-12-161-6890#	Oct. 30, 13	1Year
6.	Coaxial Switch	Schwarzbeck	CX-210	N/A	Oct. 30, 13	1 Year
7.	Pulse Limiter	Schwarzbeck	VTSD9516 F	9618	Oct. 30, 13	1 Year

#### 3.2. Block Diagram of Test Setup



#### 3.3. Power Line Conducted Emission Test Limits

Frequency	Maximum RF Line Voltage	
	Quasi-Peak Level dB(μV)	Average Level dB(μV)
150kHz ~ 500kHz	66 ~ 56*	56 ~ 46*
500kHz ~ 5MHz	56	46
5MHz ~ 30MHz	60	50

Notes: 1. Emission level=Read level+ LISN factor-Preamp factor+ Cable loss

2\* Decreasing linearly with logarithm of frequency.

3. The lower limit shall apply at the transition frequencies.



### 3.4. Configuration of EUT on Test

The following equipment are installed on Power Line Conducted Emission Test to meet the commission requirement and operating regulations in a manner which tends to maximize its emission characteristics in a normal application.

Support Equipments : As Tested Supporting System Detail, in Section 2.2.

### 3.5. Operating Condition of EUT

3.5.1. Setup the EUT and simulator as shown as Section 3.2.

3.5.2. Turn on the power of all equipment.

3.5.3. Let the EUT work in test mode (ON) and measure it.

### 3.6. Test Procedure

The EUT was placed on a non-metallic table, 80cm above the ground plane. The EUT Power connected to the power mains through a line impedance stabilization network (L.I.S.N. 1#). The other peripheral devices power cord connected to the power mains through a line impedance stabilization network (L.I.S.N. #2), this provided a 50-ohm coupling impedance for the EUT (Please refer to the block diagram of the test setup and photographs). Both sides of power line were checked for maximum conducted interference. In order to find the maximum emission, the relative positions of equipments and all of the interface cables were changed according to ANSI C63.4-2003 on conducted Emission test.

The bandwidth of test receiver (R&S TEST RECEIVER ESCI) is set at 10kHz.

The frequency range from 150KHz to 30MHz is checked. The test result are reported on Section 3.7.

### 3.7. Conducted Disturbance at Mains Terminals Test Results

**PASS.** (All emissions not reported below are too low against the prescribed limits.)

The EUT with the following test mode was tested and read Q.P values and average values, the test results are listed in next pages.

Temperature: 24°C      Humidity: 56%

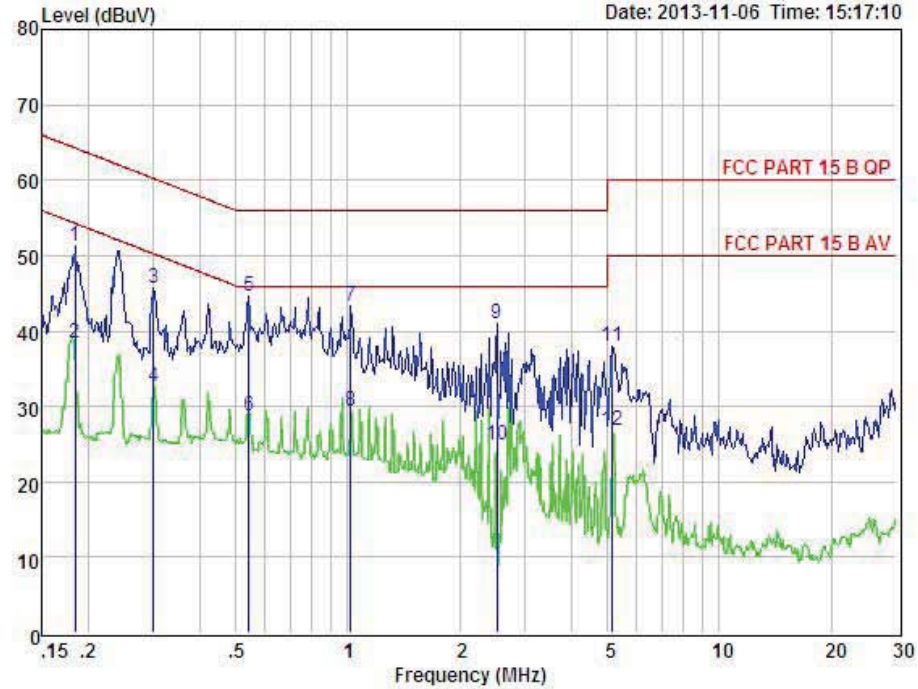
The details of test mode is as follows :

NO.	Test Mode
1.	Charge And Data Transmitting for adapter 1
2.	Charge And Play Video for adapter 1
3.	Charge And Data Transmitting for adapter 2
4.	Charge And Play Video for adapter 2



Shenzhen Certification Technology Service Co., Ltd.  
 2F, Building B, East Area of Nanchang Second Industrial Zone,  
 Gushu 2nd Road, Bao'an District, Shenzhen 518126, P.R. China  
 Tel: 4006786199 Fax: +86-755-26736857  
 Website: <http://www.cessz.com> Email: [Service@cessz.com](mailto:Service@cessz.com)

Data: 15 File: E:\TEST REPORT\WuXianYiDong\Conduction cn.EM6 (16) Date: 2013-11-06 Time: 15:17:10



Condition : FCC PART 15 B QP POL: LINE Temp: 24 °C Hum: 56 %  
 EUT : Flat Computer  
 Model No : PLT7223G  
 Test Mode : Charge And Data transmitting  
 Power : DC 5V From Adapter AC 120V/60Hz  
 Test Engineer: Store  
 Remark : WRP2U-050200C

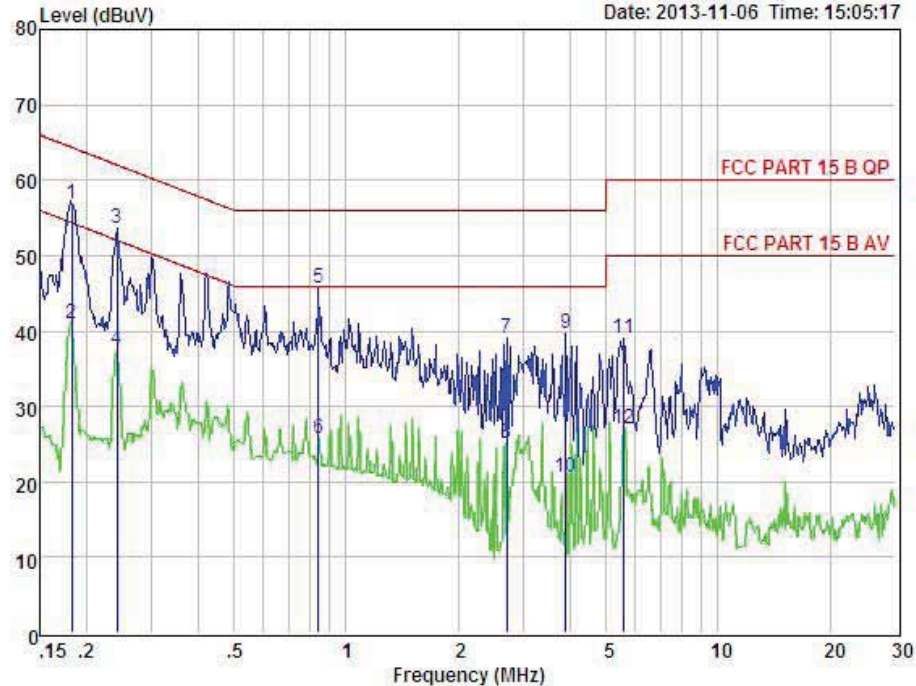
Item	Freq MHz	Read dBuV	LISN Factor dB	Preamp Factor dB	Cable Loss dB	Level dBuV	Limit dBuV	Margin dBuV	Remark
1	0.184	41.47	0.03	-9.72	0.10	51.32	64.28	-12.96	QP
2	0.184	28.47	0.03	-9.72	0.10	38.32	54.28	-15.96	Average
3	0.300	35.84	0.03	-9.72	0.10	45.69	60.24	-14.55	QP
4	0.300	22.84	0.03	-9.72	0.10	32.69	50.24	-17.55	Average
5	0.541	34.85	0.03	-9.72	0.10	44.70	56.00	-11.30	QP
6	0.541	18.85	0.03	-9.72	0.10	28.70	46.00	-17.30	Average
7	1.021	33.43	0.04	-9.71	0.10	43.28	56.00	-12.72	QP
8	1.021	19.43	0.04	-9.71	0.10	29.28	46.00	-16.72	Average
9	2.527	31.02	0.06	-9.70	0.11	40.89	56.00	-15.11	QP
10	2.527	15.02	0.06	-9.70	0.11	24.89	46.00	-21.11	Average
11	5.166	28.00	0.10	-9.67	0.12	37.89	60.00	-22.11	QP
12	5.166	17.00	0.10	-9.67	0.12	26.89	50.00	-23.11	Average

Remarks: Level = Read + LISN Factor - Preamp Factor + Cable loss



Shenzhen Certification Technology Service Co., Ltd.  
 2F, Building B, East Area of Nanchang Second Industrial Zone,  
 Gushu 2nd Road, Bao'an District, Shenzhen 518126, P.R. China  
 Tel: 4006786199 Fax: +86-755-26736857  
 Website: <http://www.cessz.com> Email: [Service@cessz.com](mailto:Service@cessz.com)

Data: 13 File: E:\TEST REPORT\WuXianYiDong\Conduction cn.EM6 (16) Date: 2013-11-06 Time: 15:05:17



Condition : FCC PART 15 B QP POL: NEUTRAL Temp:24 °C Hum:56 %  
 EUT : Flat Computer  
 Model No : PLT7223G  
 Test Mode : Charge And Data transmitting  
 Power : DC 5V From Adapter AC 120V/60Hz  
 Test Engineer: Store  
 Remark : WRP2U-050200C

Item	Freq MHz	Read dBUV	LISN Factor dB	Preamp Factor dB	Cable Loss dB	Level dBUV	Limit dBUV	Margin dBUV	Remark
1	0.182	47.01	0.03	-9.72	0.10	56.86	64.37	-7.51	QP
2	0.182	31.01	0.03	-9.72	0.10	40.86	54.37	-13.51	Average
3	0.242	43.70	0.03	-9.72	0.10	53.55	62.04	-8.49	QP
4	0.242	27.70	0.03	-9.72	0.10	37.55	52.04	-14.49	Average
5	0.844	35.91	0.04	-9.71	0.10	45.76	56.00	-10.24	QP
6	0.844	15.91	0.04	-9.71	0.10	25.76	46.00	-20.24	Average
7	2.707	29.14	0.07	-9.70	0.11	39.02	56.00	-16.98	QP
8	2.707	15.14	0.07	-9.70	0.11	25.02	46.00	-20.98	Average
9	3.901	29.79	0.08	-9.69	0.12	39.68	56.00	-16.32	QP
10	3.901	10.79	0.08	-9.69	0.12	20.68	46.00	-25.32	Average
11	5.594	29.21	0.10	-9.64	0.13	39.08	60.00	-20.92	QP
12	5.594	17.21	0.10	-9.64	0.13	27.08	50.00	-22.92	Average

Remarks: Level = Read + LISN Factor - Preamp Factor + Cable loss



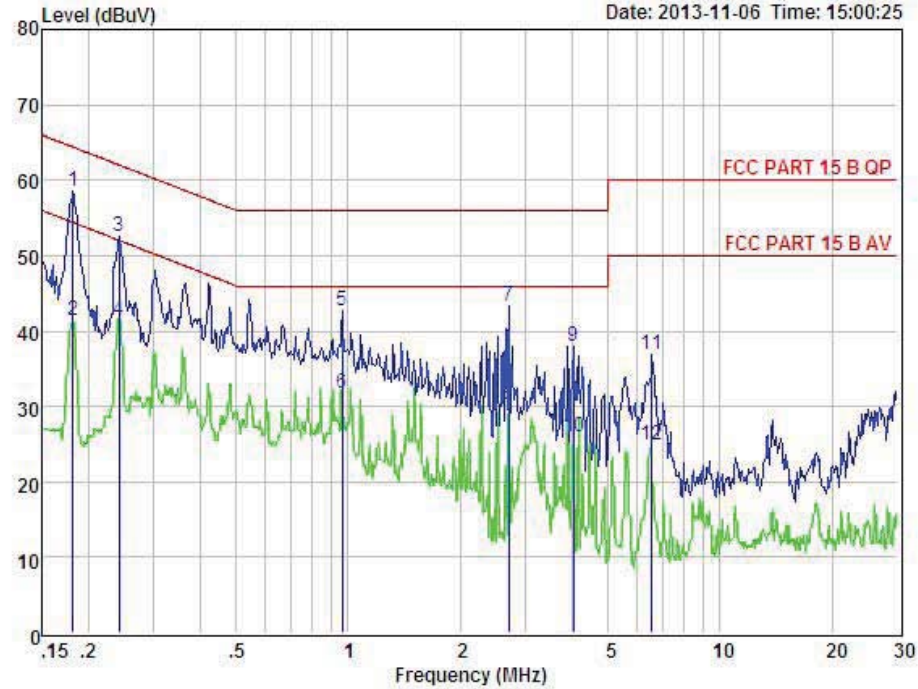


Shenzhen Certification Technology Service Co., Ltd.  
 2F, Building B, East Area of Nanchang Second Industrial Zone,  
 Gushu 2nd Road, Bao'an District, Shenzhen 518126, P.R. China  
 Tel: 4006786199 Fax: +86-755-26736857  
 Website: <http://www.cessz.com> Email: [Service@cessz.com](mailto:Service@cessz.com)

Data: 11

File: E:\TEST REPORT\WuXianYiDong\Conduction cn.EM6 (16)

Date: 2013-11-06 Time: 15:00:25



Condition : FCC PART 15 B QP POL: LINE Temp: 24 °C Hum: 56 %  
 EUT : Flat Computer  
 Model No : PLT7223G  
 Test Mode : Charge And Play Video  
 Power : DC 5V From Adapter AC 120V/60Hz  
 Test Engineer: Store  
 Remark : WRP2U-050200C

Item	Freq MHz	Read dBuV	LISN Factor dB	Preamp Factor dB	Cable Loss dB	Level dBuV	Limit dBuV	Margin dBuV	Remark
1	0.182	48.62	0.03	-9.72	0.10	58.47	64.42	-5.95	QP
2	0.182	31.62	0.03	-9.72	0.10	41.47	54.42	-12.95	Average
3	0.242	42.60	0.03	-9.72	0.10	52.45	62.04	-9.59	QP
4	0.242	31.60	0.03	-9.72	0.10	41.45	52.04	-10.59	Average
5	0.963	32.90	0.04	-9.71	0.10	42.75	56.00	-13.25	QP
6	0.963	21.90	0.04	-9.71	0.10	31.75	46.00	-14.25	Average
7	2.707	33.44	0.07	-9.70	0.11	43.32	56.00	-12.68	QP
8	2.707	20.44	0.07	-9.70	0.11	30.32	46.00	-15.68	Average
9	4.027	28.04	0.08	-9.69	0.12	37.93	56.00	-18.07	QP
10	4.027	16.04	0.08	-9.69	0.12	25.93	46.00	-20.07	Average
11	6.557	26.97	0.12	-9.57	0.15	36.81	60.00	-23.19	QP
12	6.557	14.97	0.12	-9.57	0.15	24.81	50.00	-25.19	Average

Remarks: Level = Read + LISN Factor - Preamp Factor + Cable loss

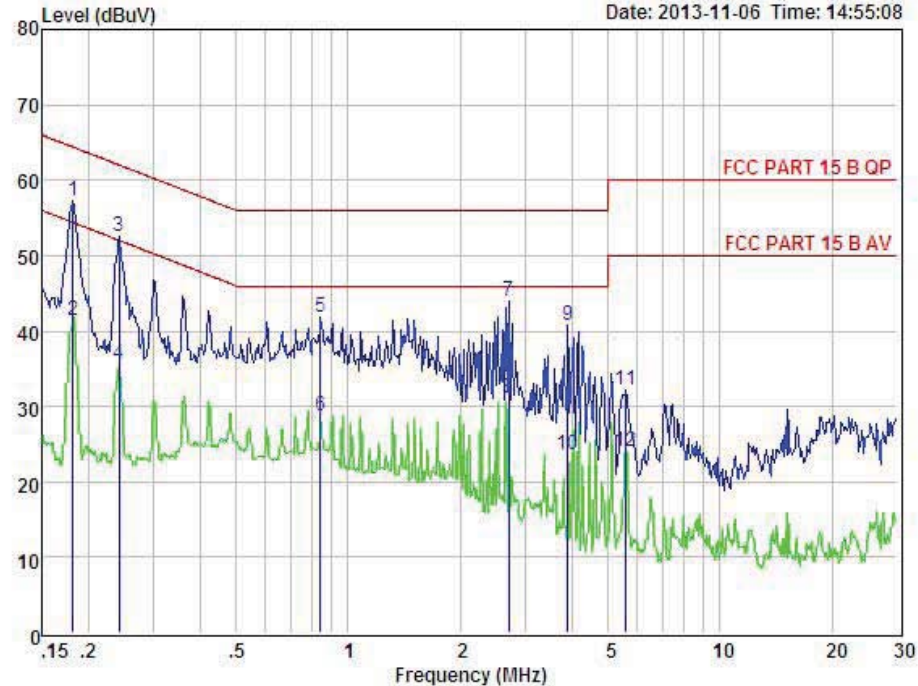


Shenzhen Certification Technology Service Co., Ltd.  
 2F, Building B, East Area of Nanchang Second Industrial Zone,  
 Gushu 2nd Road, Bao'an District, Shenzhen 518126, P.R. China  
 Tel: 4006786199 Fax: +86-755-26736857  
 Website: <http://www.cessz.com> Email: [Service@cessz.com](mailto:Service@cessz.com)

Data: 9

File: E:\TEST REPORT\WuXianYiDong\Conduction cn.EM6 (16)

Date: 2013-11-06 Time: 14:55:08



Condition : FCC PART 15 B QP POL: NEUTRAL Temp:24 °C Hum:56 %  
 EUT : Flat Computer  
 Model No : PLT7223G  
 Test Mode : Charge And Play Video  
 Power : DC 5V From Adapter AC 120V/60Hz  
 Test Engineer: Store  
 Remark : WRP2U-050200C

Item	Freq MHz	Read dBuV	LISN Factor dB	Preamp Factor dB	Cable Loss dB	Level dBuV	Limit dBuV	Margin dBuV	Remark
1	0.182	47.46	0.03	-9.72	0.10	57.31	64.42	-7.11	QP
2	0.182	31.46	0.03	-9.72	0.10	41.31	54.42	-13.11	Average
3	0.242	42.70	0.03	-9.72	0.10	52.55	62.04	-9.49	QP
4	0.242	25.70	0.03	-9.72	0.10	35.55	52.04	-16.49	Average
5	0.844	31.91	0.04	-9.71	0.10	41.76	56.00	-14.24	QP
6	0.844	18.91	0.04	-9.71	0.10	28.76	46.00	-17.24	Average
7	2.707	34.14	0.07	-9.70	0.11	44.02	56.00	-11.98	QP
8	2.707	21.14	0.07	-9.70	0.11	31.02	46.00	-14.98	Average
9	3.901	30.79	0.08	-9.69	0.12	40.68	56.00	-15.32	QP
10	3.901	13.79	0.08	-9.69	0.12	23.68	46.00	-22.32	Average
11	5.594	22.21	0.10	-9.64	0.13	32.08	60.00	-27.92	QP
12	5.594	14.21	0.10	-9.64	0.13	24.08	50.00	-25.92	Average

Remarks: Level = Read + LISN Factor - Preamp Factor + Cable loss

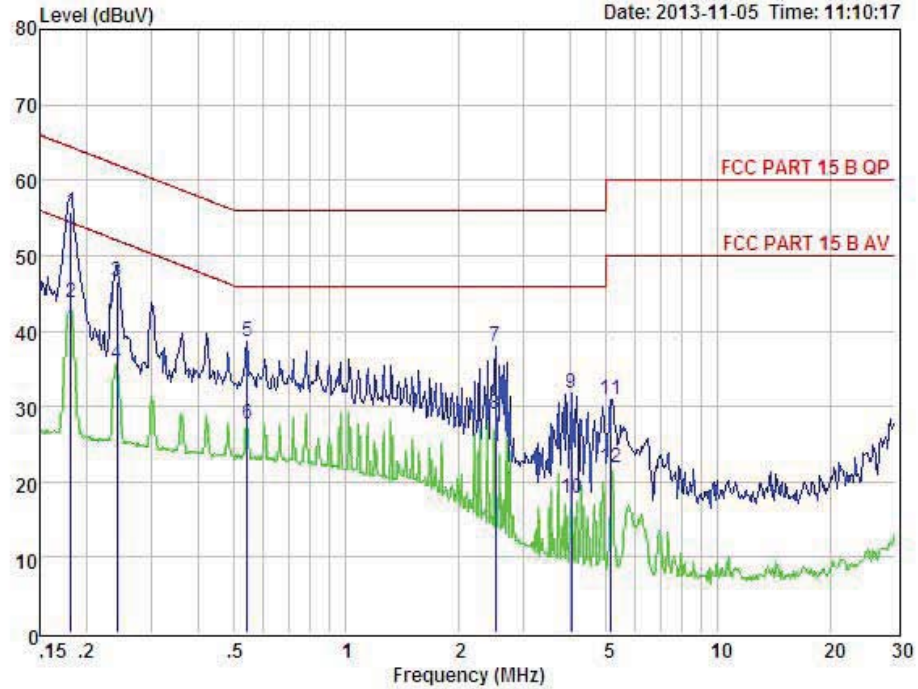


Shenzhen Certification Technology Service Co., Ltd.  
 2F, Building B, East Area of Nanchang Second Industrial Zone,  
 Gushu 2nd Road, Bao'an District, Shenzhen 518126, P.R. China  
 Tel: 4006786199 Fax: +86-755-26736857  
 Website: <http://www.cessz.com> Email: [Service@cessz.com](mailto:Service@cessz.com)

Data: 7

File: E:\TEST REPORT\WuXianYiDong\Conduction cn.EM6 (16)

Date: 2013-11-05 Time: 11:10:17



Condition : FCC PART 15 B QP POL: LINE Temp: 24 °C Hum: 56 %  
 EUT : Flat Computer  
 Model No : PLT7223G  
 Test Mode : Charge And Data transmitting  
 Power : DC 5V From Adapter AC 120V/60Hz  
 Test Engineer: Store  
 Remark : STC-A520B-D

Item	Freq MHz	Read dBuV	LISN Factor dB	Preamp Factor dB	Cable Loss dB	Level dBuV	Limit dBuV	Margin dBuV	Remark
1	0.182	45.91	0.03	-9.72	0.10	55.76	64.42	-8.66	QP
2	0.182	33.91	0.03	-9.72	0.10	43.76	54.42	-10.66	Average
3	0.242	36.79	0.03	-9.72	0.10	46.64	62.04	-15.40	QP
4	0.242	25.79	0.03	-9.72	0.10	35.64	52.04	-16.40	Average
5	0.541	28.85	0.03	-9.72	0.10	38.70	56.00	-17.30	QP
6	0.541	17.85	0.03	-9.72	0.10	27.70	46.00	-18.30	Average
7	2.527	28.02	0.06	-9.70	0.11	37.89	56.00	-18.11	QP
8	2.527	19.02	0.06	-9.70	0.11	28.89	46.00	-17.11	Average
9	4.027	21.93	0.08	-9.69	0.12	31.82	56.00	-24.18	QP
10	4.027	7.93	0.08	-9.69	0.12	17.82	46.00	-28.18	Average
11	5.166	21.00	0.10	-9.67	0.12	30.89	60.00	-29.11	QP
12	5.166	12.00	0.10	-9.67	0.12	21.89	50.00	-28.11	Average

Remarks: Level = Read + LISN Factor - Preamp Factor + Cable loss



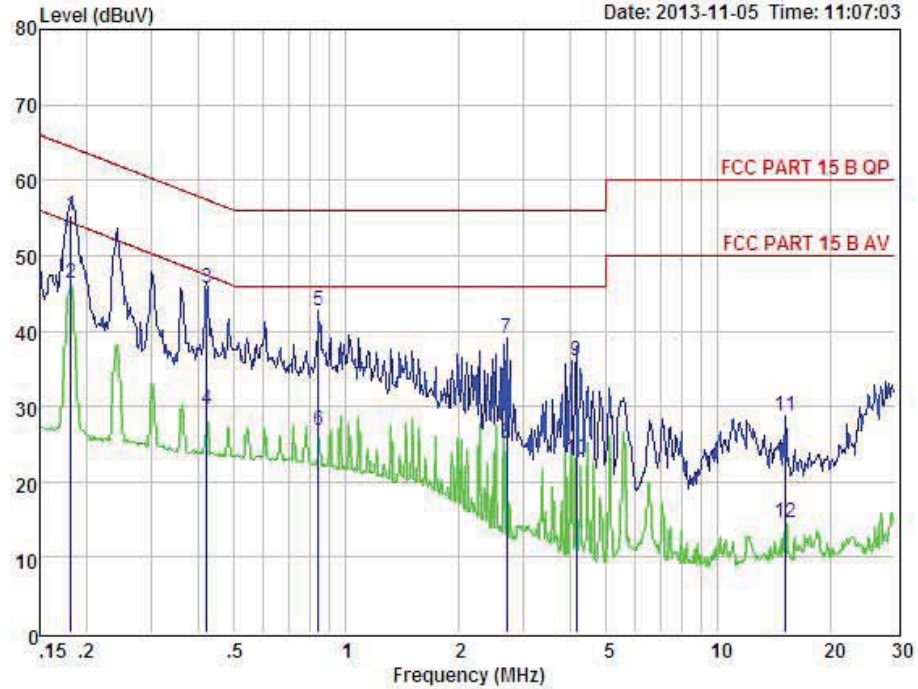


Shenzhen Certification Technology Service Co., Ltd.  
 2F, Building B, East Area of Nanchang Second Industrial Zone,  
 Gushu 2nd Road, Bao'an District, Shenzhen 518126, P.R. China  
 Tel: 4006786199 Fax: +86-755-26736857  
 Website: <http://www.cessz.com> Email: [Service@cessz.com](mailto:Service@cessz.com)

Data: 5

File: E:\TEST REPORT\WuXian\YiDong\Conduction cn.EM6 (16)

Date: 2013-11-05 Time: 11:07:03



Condition : FCC PART 15 B QP POL: NEUTRAL Temp:24 °C Hum:56 %  
 EUT : Flat Computer  
 Model No : PLT7223G  
 Test Mode : Charge And Data transmitting  
 Power : DC 5V From Adapter AC 120V/60Hz  
 Test Engineer: Store  
 Remark : STC-A520B-D

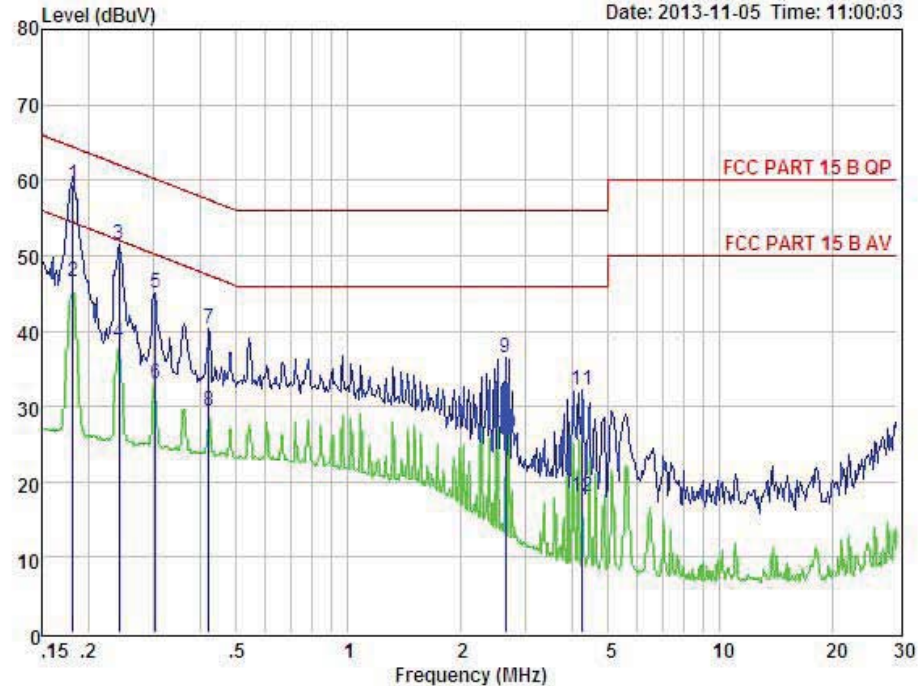
Item	Freq MHz	Read dBuV	LISN Factor dB	Preamp Factor dB	Cable Loss dB	Level dBuV	Limit dBuV	Margin dBuV	Remark
1	0.182	45.46	0.03	-9.72	0.10	55.31	64.42	-9.11	QP
2	0.182	36.46	0.03	-9.72	0.10	46.31	54.42	-8.11	Average
3	0.421	35.79	0.03	-9.72	0.10	45.64	57.42	-11.78	QP
4	0.421	19.79	0.03	-9.72	0.10	29.64	47.42	-17.78	Average
5	0.844	32.91	0.04	-9.71	0.10	42.76	56.00	-13.24	QP
6	0.844	16.91	0.04	-9.71	0.10	26.76	46.00	-19.24	Average
7	2.707	29.14	0.07	-9.70	0.11	39.02	56.00	-16.98	QP
8	2.707	15.14	0.07	-9.70	0.11	25.02	46.00	-20.98	Average
9	4.158	26.05	0.08	-9.69	0.12	35.94	56.00	-20.06	QP
10	4.158	13.05	0.08	-9.69	0.12	22.94	46.00	-23.06	Average
11	15.226	18.81	0.24	-9.38	0.24	28.67	60.00	-31.33	QP
12	15.226	4.81	0.24	-9.38	0.24	14.67	50.00	-35.33	Average

Remarks: Level = Read + LISN Factor - Preamp Factor + Cable loss



Shenzhen Certification Technology Service Co., Ltd.  
 2F, Building B, East Area of Nanchang Second Industrial Zone,  
 Gushu 2nd Road, Bao'an District, Shenzhen 518126, P.R. China  
 Tel: 4006786199 Fax: +86-755-26736857  
 Website: <http://www.cessz.com> Email: [Service@cessz.com](mailto:Service@cessz.com)

Data: 3 File: E:\TEST REPORT\WuXianYiDong\Conduction cn.EM6 (16) Date: 2013-11-05 Time: 11:00:03



Condition : FCC PART 15 B QP POL: LINE Temp: 24 °C Hum: 56 %  
 EUT : Flat Computer  
 Model No : PLT7223G  
 Test Mode : Charge And Play Video  
 Power : DC 5V From Adapter AC 120V/60Hz  
 Test Engineer: Store  
 Remark : STC-A520B-D

Item	Freq MHz	Read dBuV	LISN Factor dB	Preamp Factor dB	Cable Loss dB	Level dBuV	Limit dBuV	Margin dBuV	Remark
1	0.182	49.62	0.03	-9.72	0.10	59.47	64.42	-4.95	QP
2	0.182	36.62	0.03	-9.72	0.10	46.47	54.42	-7.95	Average
3	0.242	41.60	0.03	-9.72	0.10	51.45	62.04	-10.59	QP
4	0.242	28.60	0.03	-9.72	0.10	38.45	52.04	-13.59	Average
5	0.303	35.14	0.03	-9.72	0.10	44.99	60.15	-15.16	QP
6	0.303	23.14	0.03	-9.72	0.10	32.99	50.15	-17.16	Average
7	0.421	30.48	0.03	-9.72	0.10	40.33	57.42	-17.09	QP
8	0.421	19.48	0.03	-9.72	0.10	29.33	47.42	-18.09	Average
9	2.650	26.52	0.06	-9.70	0.11	36.39	56.00	-19.61	QP
10	2.650	16.52	0.06	-9.70	0.11	26.39	46.00	-19.61	Average
11	4.269	22.23	0.08	-9.69	0.12	32.12	56.00	-23.88	QP
12	4.269	8.23	0.08	-9.69	0.12	18.12	46.00	-27.88	Average

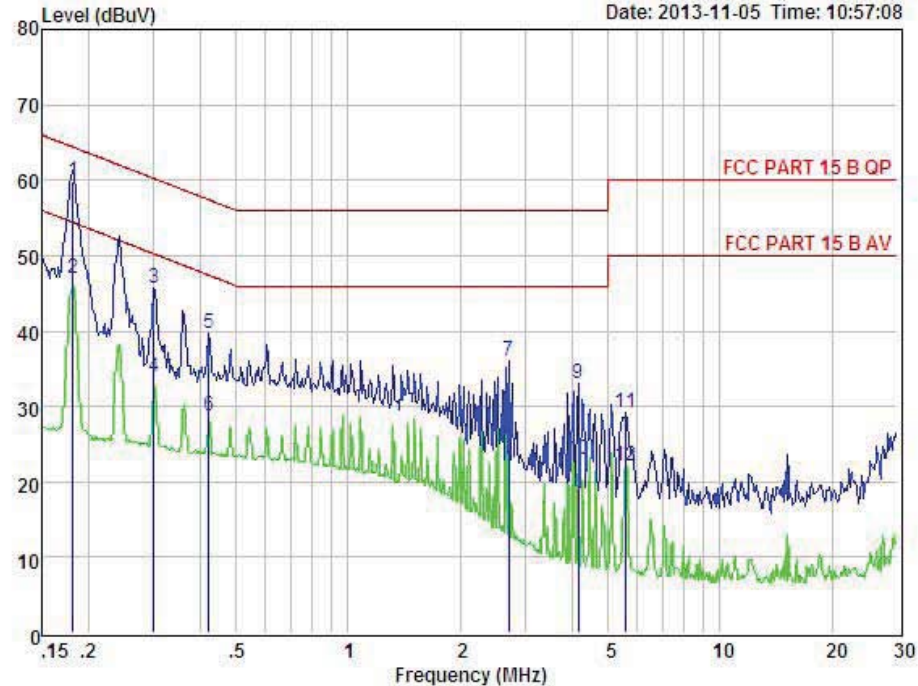
Remarks: Level = Read + LISN Factor - Preamp Factor + Cable loss





Shenzhen Certification Technology Service Co., Ltd.  
 2F, Building B, East Area of Nanchang Second Industrial Zone,  
 Gushu 2nd Road, Bao'an District, Shenzhen 518126, P.R. China  
 Tel: 4006786199 Fax: +86-755-26736857  
 Website: <http://www.cessz.com> Email: [Service@cessz.com](mailto:Service@cessz.com)

Data: 1 File: E:\TEST REPORT\WuXianYiDong\Conduction cn.EM6 (16) Date: 2013-11-05 Time: 10:57:08



Condition : FCC PART 15 B QP POL: NEUTRAL Temp: 24 °C Hum: 56 %  
 EUT : Flat Computer  
 Model No : PLT7223G  
 Test Mode : Charge And Play Video  
 Power : DC 5V From Adapter AC 120V/60Hz  
 Test Engineer: Store  
 Remark : STC-A520B-D

Item	Freq MHz	Read dBuV	LISN Factor dB	Preamp Factor dB	Cable Loss dB	Level dBuV	Limit dBuV	Margin dBuV	Remark
1	0.182	50.06	0.03	-9.72	0.10	59.91	64.42	-4.51	QP
2	0.182	37.06	0.03	-9.72	0.10	46.91	54.42	-7.51	Average
3	0.300	35.94	0.03	-9.72	0.10	45.79	60.24	-14.45	QP
4	0.300	23.94	0.03	-9.72	0.10	33.79	50.24	-16.45	Average
5	0.421	29.79	0.03	-9.72	0.10	39.64	57.42	-17.78	QP
6	0.421	18.79	0.03	-9.72	0.10	28.64	47.42	-18.78	Average
7	2.707	26.14	0.07	-9.70	0.11	36.02	56.00	-19.98	QP
8	2.707	17.14	0.07	-9.70	0.11	27.02	46.00	-18.98	Average
9	4.158	23.05	0.08	-9.69	0.12	32.94	56.00	-23.06	QP
10	4.158	13.05	0.08	-9.69	0.12	22.94	46.00	-23.06	Average
11	5.594	19.21	0.10	-9.64	0.13	29.08	60.00	-30.92	QP
12	5.594	12.21	0.10	-9.64	0.13	22.08	50.00	-27.92	Average

Remarks: Level = Read + LISN Factor - Preamp Factor + Cable loss

## 4. RADIATED EMISSION TEST

### 4.1. Test Equipment

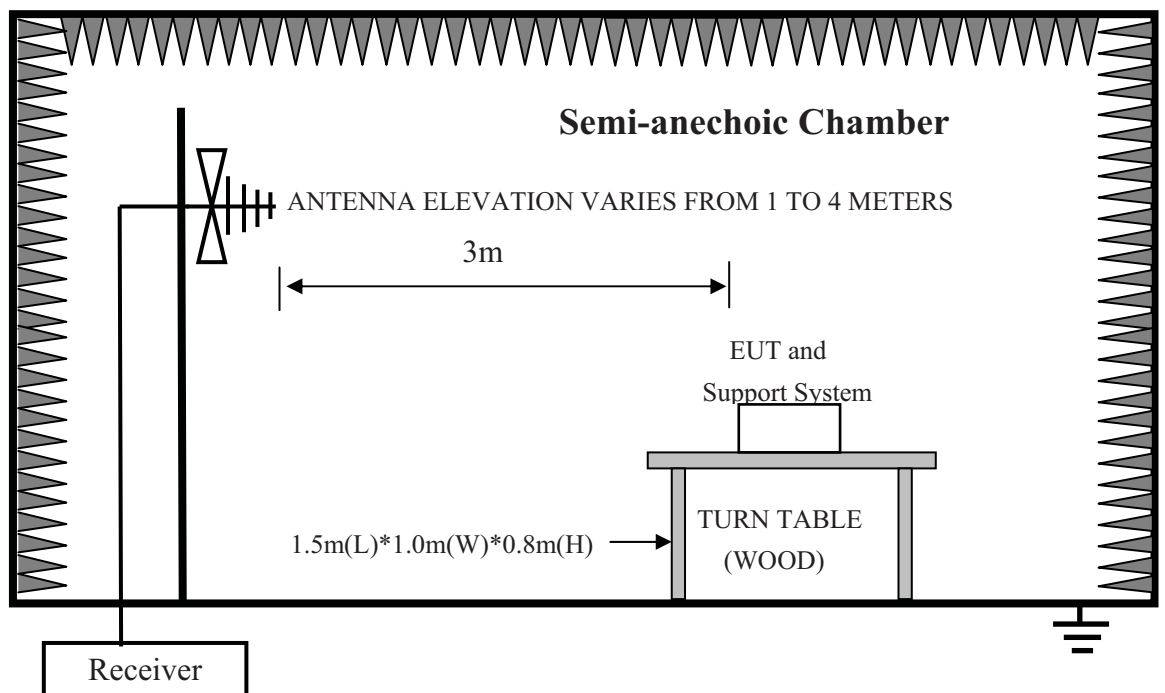
Item	Equipment	Manufacturer	Model No.	Serial No.	Last Cal.	Cal. Interval
1	Test Receiver	Rohde&Schwarz	ESCI	1166.5950K06-1012	Oct. 30, 13	1 Year
2	Amplifier	Schwarzbeck	BBV9743	9743-019	Oct. 30, 13	1 Year
3	Bilog Antenna	Schwarzbeck	VULB 9168	VULB9168-438	Mar.12, 13	1 Year
4	RF Cable	Schwarzbeck	AK9515E	95891-2m	Oct. 30, 13	1 Year
5	RF Cable	Schwarzbeck	AK9515E	95891-11m	Oct. 30, 13	1 Year
6	RF Cable	Schwarzbeck	AK9515E	95891-0.5m	Oct. 30, 13	

For frequency range 1GHz~5GHz (At Semi Anechoic Chamber)

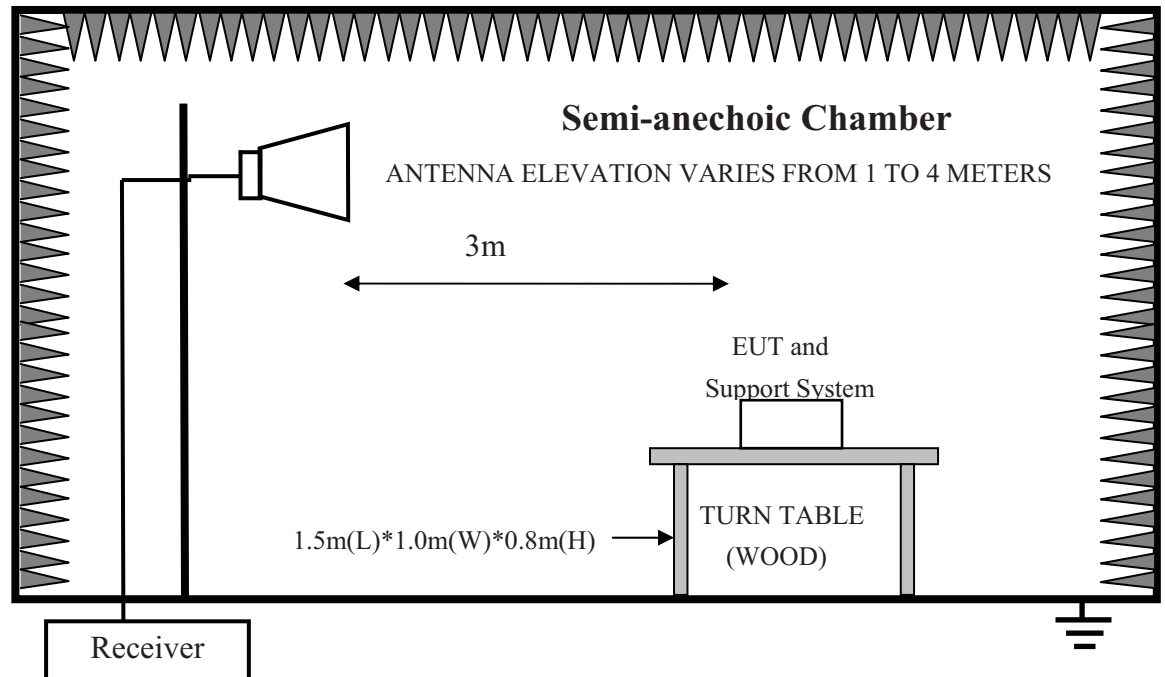
Item	Equipment	Manufacturer	Model No.	Serial No.	Last Cal.	Cal. Interval
1	Spectrum Analyzer	Agilent	E4446A	US44300459	Oct. 30, 13	1 Year
2	Horn Antenna	EMCO	BBV9743	9743-019	Mar.12, 13	1 Year
3	Amplifier	Schwarzbeck	SCHWARZBECK	N/A	Oct. 30, 13	1 Year
4	RF Cable	Hubersuhner	SUCOFLEX102	28620/2	Oct. 30, 13	1 Year
5	RF Cable	Hubersuhner	SUCOFLEX102	271471/4	Oct. 30, 13	1 Year
6	RF Cable	Hubersuhner	SUCOFLEX102	29086/2	Oct. 30, 13	1 Year

### 4.2. Block Diagram of Test Setup

#### 4.2.1. In Semi Anechoic Chamber (3m) Test Setup Diagram for 30MHz~1000MHz



## 4.2.2. In Semi Anechoic Chamber (3m) Test Setup Diagram for 1-5GHz



## 4.3. Radiated Emission Limit

Frequency MHz	Distance (Meters)	Field Strengths Limits dB( $\mu$ V)/m
30 ~ 88	3	40.0
88 ~ 216	3	43.5
216 ~ 960	3	46.0
960 ~ 1000	3	54.0
1000 ~ 6000	3	74(Peak) 54(Average)

Remark: (1) Emission level = Read level + Antenna Factor - Preamp Factor + Cable Loss

(2) The smaller limit shall apply at the cross point between two frequency bands.

(3) Distance is the distance in meters between the measuring instrument, antenna and the closest point of any part of the device or system.

## 4.4. EUT Configuration on Test

The following equipment are installed on Radiated Emission Test to meet the commission requirements and operating regulations in a manner that tends to maximize its emission characteristics in normal application.

4.4.1. Support Equipments : As Tested Supporting System Detail, in Section 2.2.

#### 4.5. Operating Condition of EUT

- 4.5.1. Setup the EUT as shown in Section 4.2.
- 4.5.2. Turn on the power of all equipment.
- 4.5.3. Let the EUT work in test mode (ON) and test it.

#### 4.6. Test Procedure

The EUT was placed on a non-metallic table, 80 cm above the ground plane inside a semi-anechoic chamber. An antenna was located 3m from the EUT on an adjustable mast. A pre-scan was first performed in order to find prominent radiated emissions. For final emissions measurements at each frequency of interest, the EUT were rotated and the antenna height was varied between 1m and 4m in order to maximize the emission. Measurements in both horizontal and vertical polarities were made and the data was recorded. In order to find the maximum emission, the relative positions of equipments and all of the interface cables were changed according to ANSI C63.4-2003 on Radiated Emission test.

The bandwidth setting on the test receiver (ROHDE&SCHWARZ TEST RECEIVER ESCI) is 120 kHz.

The resolution bandwidth of the Agilent Spectrum Analyzer E4446A was set at 1MHz. (For above 1GHz)

The frequency range from 30MHz to 1000MHz was pre-scanned with a peak detector and all final readings of measurement from Test Receiver are Quasi-Peak values.

The frequency range from 1GHz to 5GHz was checked with peak and average detector, measurement distance is 3m in 3m chamber.

Finally, selected operating situations at Anechoic Chamber measurement, all the test results are listed in section 4.7.

#### 4.7. Radiated Disturbance Test Results

**PASS.** (All emissions not reported below are too low against the prescribed limits.)

##### **For frequency range 30MHz~6000MHz**

The EUT with the following test mode was tested and read Q.P values, all the test results listed in next pages.

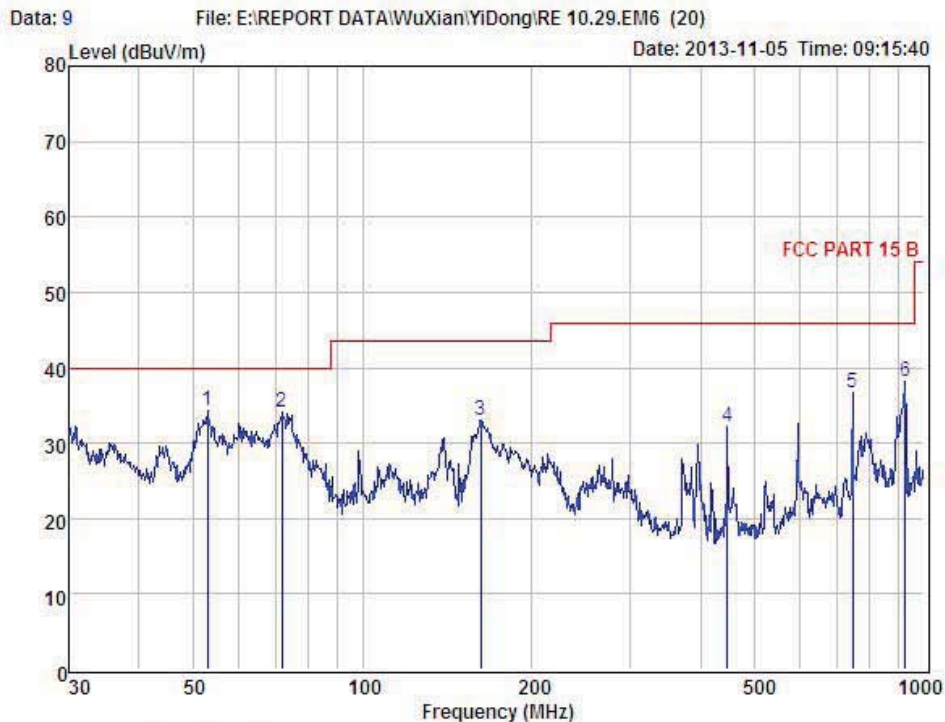
Temperature: 25.2°C      Humidity: 56%

The details of test mode is as follows :

NO.	Test Mode
1.	Charge And Data Transmitting for adapter 1
2.	Charge And Play Video for adapter 1
3.	Charge And Data Transmitting for adapter 2
4.	Charge And Play Video for adapter 2



Shenzhen Certification Technology Service Co., Ltd.  
 2F, Building B, East Area of Nanchang Second Industrial Zone,  
 Gushu 2nd Road, Bao'an District, Shenzhen 518126, P.R. China  
 Tel: 4006786199 FAX: +86-755-26736857  
 Website: <http://www.cessz.com> Email: [Service@cessz.com](mailto:Service@cessz.com)



Condition : FCC PART 15 B 3m POL: VERTICAL  
 EUT : Flat Computer  
 Model No : PLT7223G  
 Test Mode : Charge And Data Transmitting  
 Power : DC 5V From Adapter AC 120V/60Hz  
 Test Engineer : Store  
 Remark : WRP2U-050200C  
 Temp : 25.2°C  
 Hum : 56%

Item	Freq MHz	Read Level dBuV	Antenna Factor dB	Preamp Factor dB	Cable Loss dB	Level dBuV	Limit dBuV	Margin dBuV	Remark
1	52.95	48.77	13.22	27.84	0.22	34.37	40.00	-5.63	QP
2	71.83	50.26	10.51	26.77	0.19	34.19	40.00	-5.81	QP
3	162.61	45.51	13.95	26.91	0.45	33.00	43.50	-10.50	QP
4	446.41	42.96	15.87	27.48	0.93	32.28	46.00	-13.72	QP
5	744.87	43.22	20.20	27.69	0.98	36.71	46.00	-9.29	QP
6	925.76	42.46	21.97	27.63	1.33	38.13	46.00	-7.87	QP

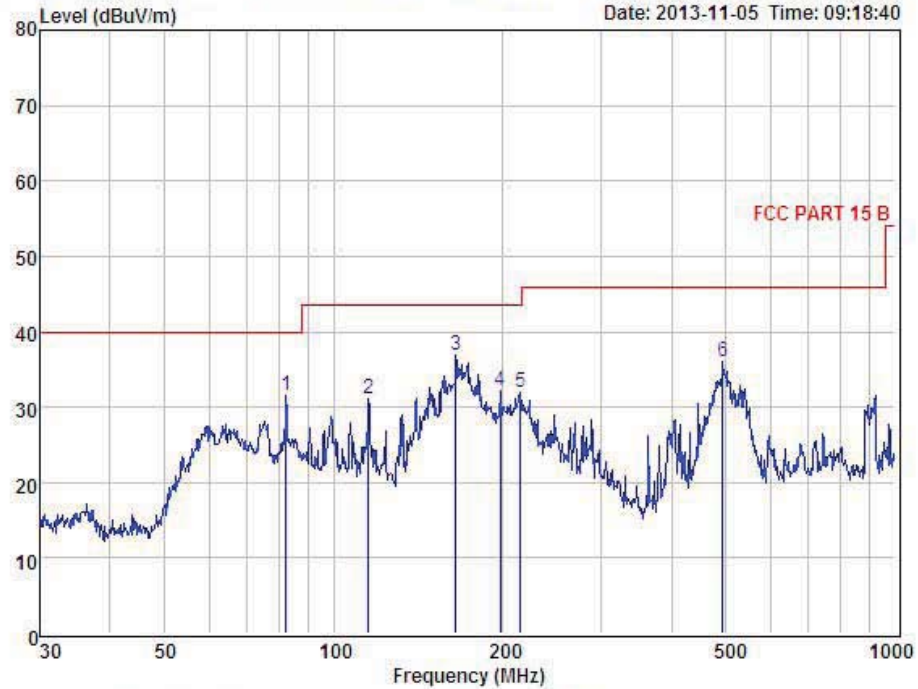
Remark: Level = Read Level + Antenna Factor - Preamp Factor + Cable Loss





Shenzhen Certification Technology Service Co., Ltd.  
 2F, Building B, East Area of Nanchang Second Industrial Zone,  
 Gushu 2nd Road, Bao'an District, Shenzhen 518126, P.R. China  
 Tel: 4006786199 FAX: +86-755-26736857  
 Website: <http://www.cessz.com> Email: [Service@cessz.com](mailto:Service@cessz.com)

Data: 10 File: E:\REPORT DATA\WuXian\YiDong\RE 10.29.EM6 (20)  
 Level (dBuV/m) Date: 2013-11-05 Time: 09:18:40



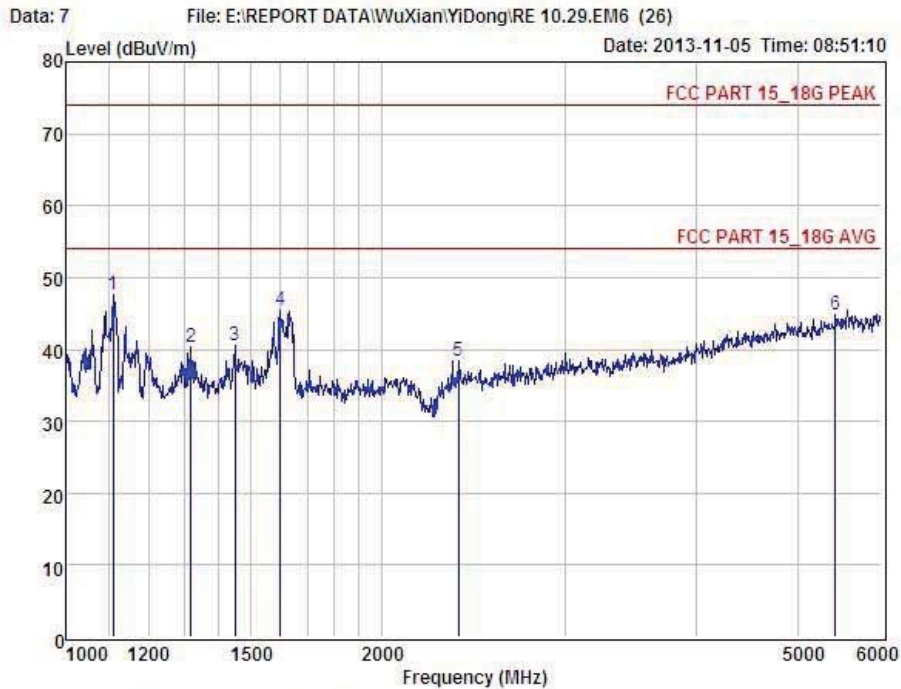
Condition : FCC PART 15 B 3m POL: HORIZONTAL  
 EUT : Flat Computer  
 Model No : PLT7223G  
 Test Mode : Charge And Data Transmitting  
 Power : DC 5V From Adapter AC 120V/60Hz  
 Test Engineer : Store  
 Remark : WRP2U-050200C  
 Temp : 25.2°C  
 Hum : 56%

Item	Freq MHz	Read Level dBuV	Antenna Factor dB	Preamp Factor dB	Cable Loss dB	Level dBuV	Limit dBuV	Margin dBuV	Remark
1	82.36	48.91	9.32	26.80	0.20	31.63	40.00	-8.37	QP
2	115.32	45.92	11.68	26.87	0.38	31.11	43.50	-12.39	QP
3	164.91	49.70	13.76	26.91	0.42	36.97	43.50	-6.53	QP
4	197.89	48.72	10.01	26.97	0.48	32.24	43.50	-11.26	QP
5	215.27	48.15	10.41	27.05	0.54	32.05	43.50	-11.45	QP
6	492.47	46.20	16.43	27.60	1.06	36.09	46.00	-9.91	QP

Remark: Level = Read Level + Antenna Factor - Preamp Factor + Cable Loss



Shenzhen Certification Technology Service Co., Ltd.  
 2F, Building B, East Area of Nanchang Second Industrial Zone,  
 Gushu 2nd Road, Bao'an District, Shenzhen 518126, P.R. China  
 Tel: 4006786199 FAX: +86-755-26736857  
 Website: <http://www.cessz.com> Email: [Service@cessz.com](mailto:Service@cessz.com)



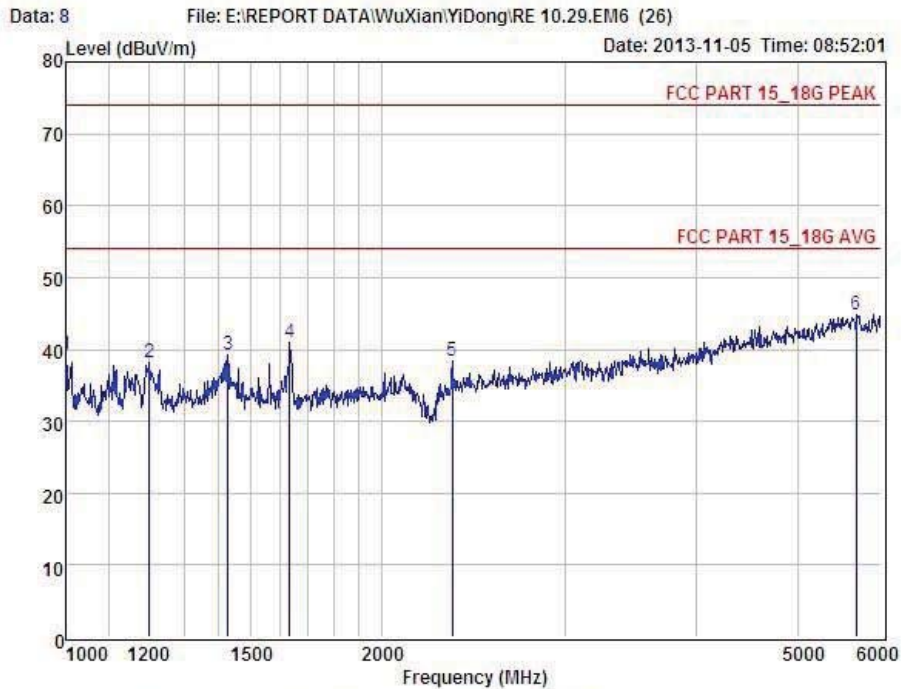
Condition : FCC PART 15\_18G PEAK 3m POL: VERTICAL  
 EUT : Flat Computer  
 Model No : PLT7223G  
 Test Mode : Charge And Data Transmitting  
 Power : DC 5V From Adapter AC 120V/60Hz  
 Test Engineer : Store  
 Remark : WRP2U-050200C  
 Temp : 25.2°C  
 Hum : 56%

Item	Freq MHz	Read Level dBuV	Antenna Factor dB	Preamplifier Factor dB	Cable Loss dB	Level dBuV	Limit dBuV	Margin dBuV	Remark
1	1109.51	56.28	24.16	34.87	2.14	47.71	74.00	-26.29	Peak
2	1317.76	47.58	25.05	34.86	2.54	40.31	74.00	-33.69	Peak
3	1449.03	47.47	25.04	34.81	2.78	40.48	74.00	-33.52	Peak
4	1601.97	52.32	24.86	34.74	3.05	45.49	74.00	-28.51	Peak
5	2371.75	41.90	27.65	34.97	3.91	38.49	74.00	-35.51	Peak
6	5427.19	40.65	31.76	33.68	6.09	44.82	74.00	-29.18	Peak

Remark: Level = Read Level + Antenna Factor - Preamp Factor + Cable Loss



Shenzhen Certification Technology Service Co., Ltd.  
 2F, Building B, East Area of Nanchang Second Industrial Zone,  
 Gushu 2nd Road, Bao'an District, Shenzhen 518126, P.R. China  
 Tel: 4006786199 FAX: +86-755-26736857  
 Website: <http://www.cessz.com> Email: [Service@cessz.com](mailto:Service@cessz.com)



Condition : FCC PART 15\_18G PEAK 3m POL: HORIZONTAL  
 EUT : Flat Computer  
 Model No : PLT7223G  
 Test Mode : Charge And Data Transmitting  
 Power : DC 5V From Adapter AC 120V/60Hz  
 Test Engineer : Store  
 Remark : WRP2U-050200C  
 Temp : 25.2°C  
 Hum : 56%

Item	Freq MHz	Read Level dBuV	Antenna Factor dB	Preamplifier Factor dB	Cable Loss dB	Level dBuV	Limit dBuV	Margin dBuV	Remark
1	1000.00	47.88	24.25	34.83	1.94	39.24	74.00	-34.76	Peak
2	1202.68	46.49	24.35	34.91	2.31	38.24	74.00	-35.76	Peak
3	1428.41	46.31	25.09	34.81	2.75	39.34	74.00	-34.66	Peak
4	1636.79	47.70	24.80	34.76	3.12	40.86	74.00	-33.14	Peak
5	2338.00	41.86	27.71	34.96	3.88	38.49	74.00	-35.51	Peak
6	5675.82	39.88	32.16	33.55	6.23	44.72	74.00	-29.28	Peak

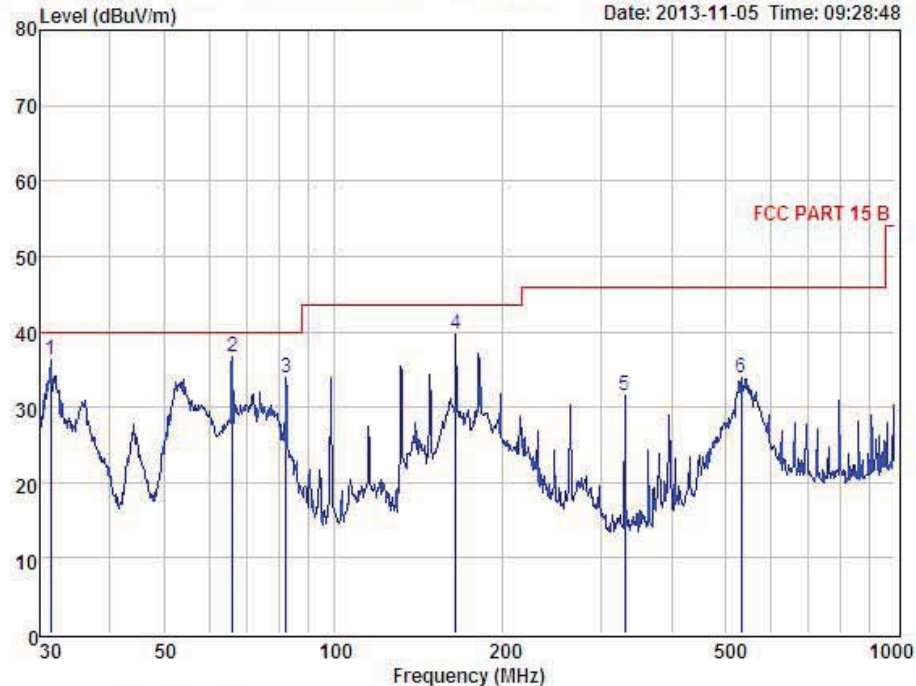
Remark: Level = Read Level + Antenna Factor - Preamp Factor + Cable Loss





Shenzhen Certification Technology Service Co., Ltd.  
 2F, Building B, East Area of Nanchang Second Industrial Zone,  
 Gushu 2nd Road, Bao'an District, Shenzhen 518126, P.R. China  
 Tel: 4006786199 FAX: +86-755-26736857  
 Website: <http://www.cessz.com> Email: [Service@cessz.com](mailto:Service@cessz.com)

Data: 12 File: E:\REPORT DATA\WuXian\YiDong\RE 10.29.EM6 (20)  
 Level (dBuV/m) Date: 2013-11-05 Time: 09:28:48



Condition : FCC PART 15 B 3m POL: VERTICAL  
 EUT : Flat Computer  
 Model No : PLT7223G  
 Test Mode : Charge And Play Video  
 Power : DC 5V From Adapter AC 120V/60Hz  
 Test Engineer : Store  
 Remark : WRP2U-050200C  
 Temp : 25.2°C  
 Hum : 56%

Item	Freq MHz	Read Level dBuV	Antenna Factor dB	Preamp Factor dB	Cable Loss dB	Level dBuV	Limit dBuV	Margin dBuV	Remark
1	31.40	50.51	13.28	27.51	0.07	36.35	40.00	-3.65	QP
2	66.03	51.98	11.59	27.20	0.26	36.63	40.00	-3.37	QP
3	82.36	51.22	9.32	26.80	0.20	33.94	40.00	-6.06	QP
4	164.91	52.30	13.76	26.91	0.42	39.57	43.50	-3.93	QP
5	330.19	44.43	13.52	27.24	0.76	31.47	46.00	-14.53	QP
6	531.96	43.32	17.09	27.68	1.11	33.84	46.00	-12.16	QP

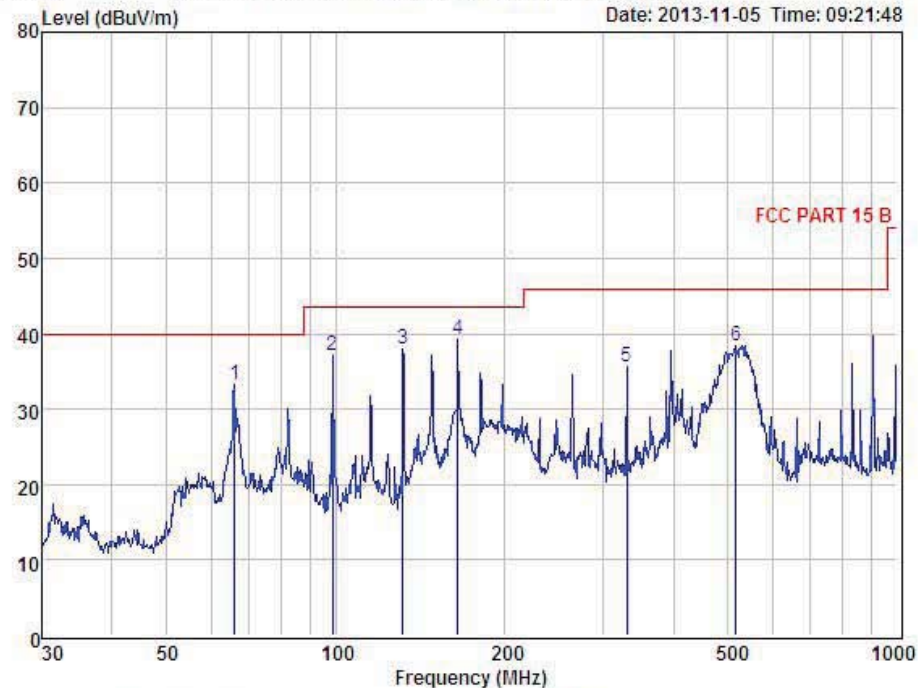
Remark: Level = Read Level + Antenna Factor - Preamp Factor + Cable Loss



Shenzhen Certification Technology Service Co., Ltd.  
 2F, Building B, East Area of Nanchang Second Industrial Zone,  
 Gushu 2nd Road, Bao'an District, Shenzhen 518126, P.R. China  
 Tel: 4006786199 FAX: +86-755-26736857  
 Website: <http://www.cessz.com> Email: [Service@cessz.com](mailto:Service@cessz.com)

Data: 11

File: E:\REPORT DATA\WuXian\YiDong\RE 10.29.EM6 (20)



Condition : FCC PART 15 B 3m POL: HORIZONTAL  
 EUT : Flat Computer  
 Model No : PLT7223G  
 Test Mode : Charge And Play Video  
 Power : DC 5V From Adapter AC 120V/60Hz  
 Test Engineer : Store  
 Remark : WRP2U-050200C  
 Temp : 25.2°C  
 Hum : 56%

Item	Freq MHz	Read Level dBuV	Antenna Factor dB	Preamp Factor dB	Cable Loss dB	Level dBuV	Limit dBuV	Margin dBuV	Remark
1	66.03	48.60	11.59	27.20	0.26	33.25	40.00	-6.75	QP
2	98.83	53.47	10.15	26.84	0.38	37.16	43.50	-6.34	QP
3	131.76	51.45	12.79	26.89	0.57	37.92	43.50	-5.58	QP
4	164.91	51.88	13.76	26.91	0.42	39.15	43.50	-4.35	QP
5	330.19	48.61	13.52	27.24	0.76	35.65	46.00	-10.35	QP
6	515.44	48.40	16.79	27.65	0.81	38.35	46.00	-7.65	QP

Remark: Level = Read Level + Antenna Factor - Preamp Factor + Cable Loss

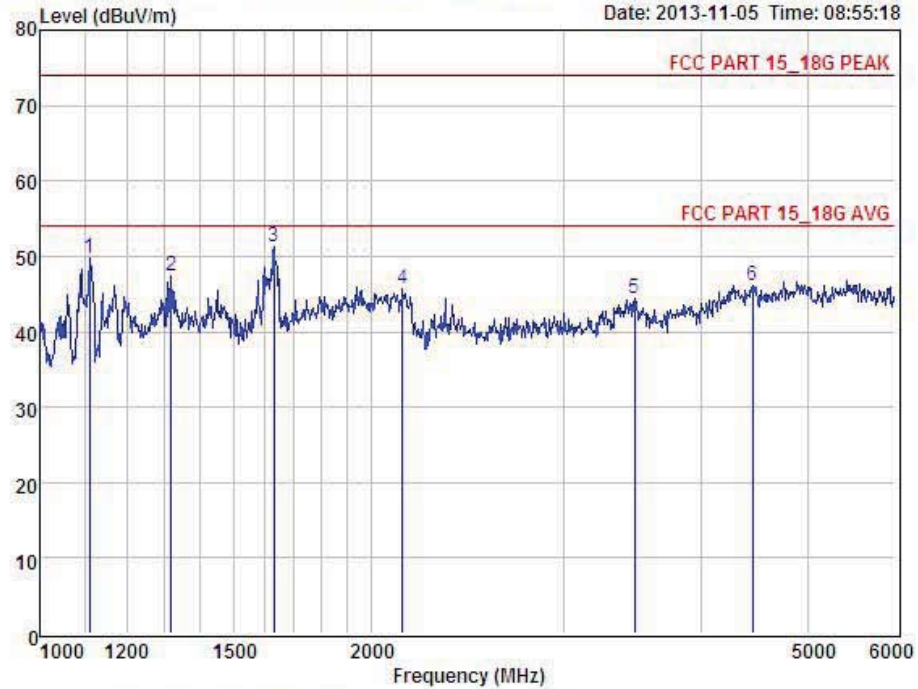


Shenzhen Certification Technology Service Co., Ltd.  
 2F, Building B, East Area of Nanchang Second Industrial Zone,  
 Gushu 2nd Road, Bao'an District, Shenzhen 518126, P.R. China  
 Tel: 4006786199 FAX: +86-755-26736857  
 Website: <http://www.cessz.com> Email: [Service@cessz.com](mailto:Service@cessz.com)

Data: 23

File: E:\REPORT DATA\WuXian\YiDong\RE 10.29.EM6 (24)

Date: 2013-11-05 Time: 08:55:18



Condition : FCC PART 15\_18G PEAK 3m POL: VERTICAL  
 EUT : Flat Computer  
 Model No : PLT7223G  
 Test Mode : Charge And Play Video  
 Power : DC 5V From Adapter AC 120V/60Hz  
 Test Engineer : Store  
 Remark : WRP2U-050200C  
 Temp : 25.2°C  
 Hum : 56%

Item	Freq MHz	Read Level dBuV	Antenna Factor dB	Preamp Factor dB	Cable Loss dB	Level dBuV	Limit dBuV	Margin dBuV	Remark
1	1109.51	58.28	24.16	34.87	2.14	49.71	74.00	-24.29	Peak
2	1317.76	54.58	25.05	34.86	2.54	47.31	74.00	-26.69	Peak
3	1633.86	58.19	24.80	34.76	3.12	51.35	74.00	-22.65	Peak
4	2137.65	49.45	27.37	34.95	3.72	45.59	74.00	-28.41	Peak
5	3473.88	46.06	28.40	34.91	4.83	44.38	74.00	-29.62	Peak
6	4448.36	44.65	30.50	34.47	5.47	46.15	74.00	-27.85	Peak

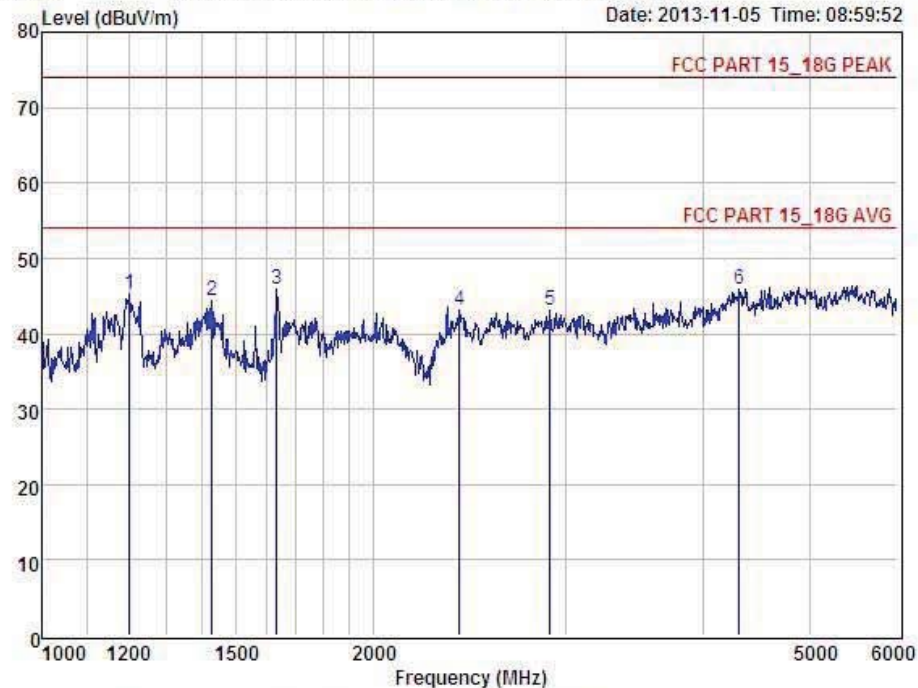
Remark: Level = Read Level + Antenna Factor - Preamp Factor + Cable Loss





Shenzhen Certification Technology Service Co., Ltd.  
 2F, Building B, East Area of Nanchang Second Industrial Zone  
 Gushu 2nd Road, Bao'an District, Shenzhen 518126, P.R. China  
 Tel: 4006786199 FAX: +86-755-26736857  
 Website: <http://www.cessz.com> Email: [Service@cessz.com](mailto:Service@cessz.com)

Data: 24 File: E:\REPORT DATA\WuXian\YiDong\RE 10.29.EM6 (24) Date: 2013-11-05 Time: 08:59:52



Condition : FCC PART 15\_18G PEAK 3m POL: HORIZONTAL  
 EUT : Flat Computer  
 Model No : PLT7223G  
 Test Mode : Charge And Play Video  
 Power : DC 5V From Adapter AC 120V/60Hz  
 Test Engineer : Store  
 Remark : WRP2U-050200C  
 Temp : 25.2°C  
 Hum : 56%

Item	Freq MHz	Read Level dBuV	Antenna Factor dB	Preamp Factor dB	Cable Loss dB	Level dBuV	Limit dBuV	Margin dBuV	Remark
1	1202.68	53.49	24.35	34.91	2.31	45.24	74.00	-28.76	Peak
2	1428.41	51.31	25.09	34.81	2.75	44.34	74.00	-29.66	Peak
3	1636.79	52.70	24.80	34.76	3.12	45.86	74.00	-28.14	Peak
4	2397.39	46.47	27.62	34.97	3.94	43.06	74.00	-30.94	Peak
5	2898.82	45.76	28.02	34.98	4.35	43.15	74.00	-30.85	Peak
6	4307.18	44.89	30.20	34.54	5.38	45.93	74.00	-28.07	Peak

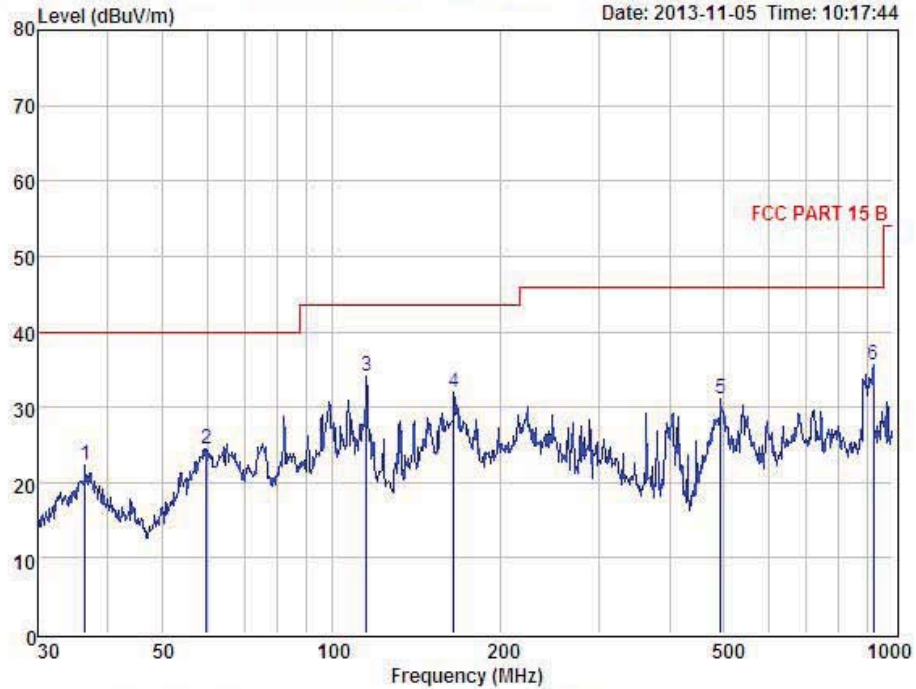
Remark: Level = Read Level + Antenna Factor - Preamp Factor + Cable Loss



Shenzhen Certification Technology Service Co., Ltd.  
 2F, Building B, East Area of Nanchang Second Industrial Zone,  
 Gushu 2nd Road, Bao'an District, Shenzhen 518126, P.R. China  
 Tel: 4006786199 FAX: +86-755-26736857  
 Website: <http://www.cessz.com> Email: [Service@cessz.com](mailto:Service@cessz.com)

Data: 18

File: E:\REPORT DATA\WuXian\YiDong\RE 10.29.EM6 (20)



Condition : FCC PART 15 B 3m POL: HORIZONTAL  
 EUT : Flat Computer  
 Model No : PLT7223G  
 Test Mode : Charge And Data Transmitting  
 Power : DC 5V From Adapter AC 120V/60Hz  
 Test Engineer : Store  
 Remark : STC-A520B-D  
 Temp : 25.2°C  
 Hum : 56%

Item	Freq MHz	Read Level dBuV	Antenna Factor dB	Preamp Factor dB	Cable Loss dB	Level dBuV	Limit dBuV	Margin dBuV	Remark
1	36.38	36.40	13.39	27.66	0.10	22.23	40.00	-17.77	QP
2	59.86	39.43	12.75	27.87	0.24	24.55	40.00	-15.45	QP
3	115.32	48.92	11.68	26.87	0.38	34.11	43.50	-9.39	QP
4	164.91	44.70	13.76	26.91	0.42	31.97	43.50	-11.53	QP
5	492.47	41.20	16.43	27.60	1.06	31.09	46.00	-14.91	QP
6	922.52	39.88	21.94	27.63	1.43	35.62	46.00	-10.38	QP

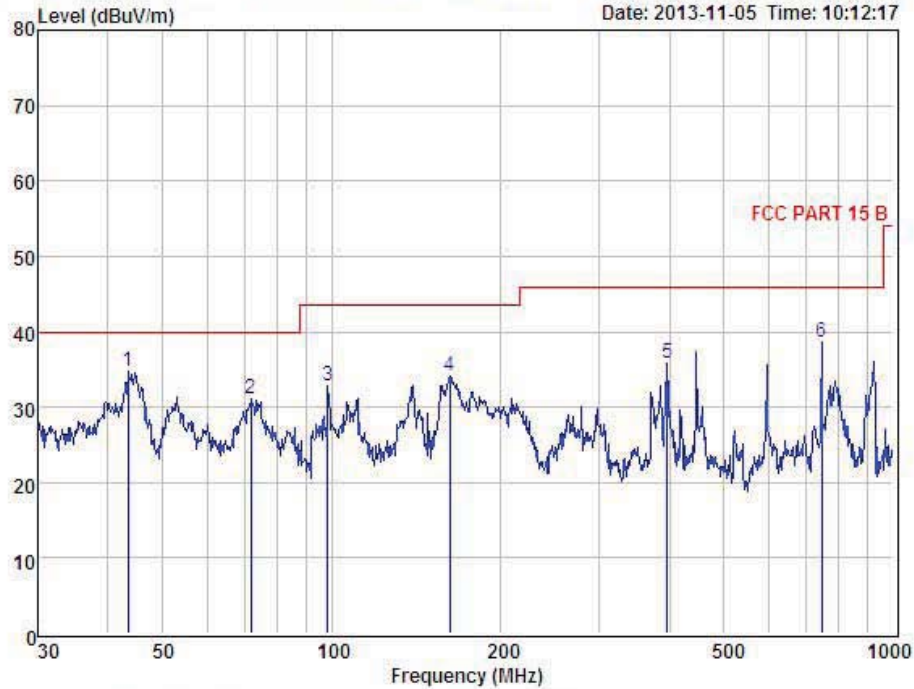
Remark: Level = Read Level + Antenna Factor - Preamp Factor + Cable Loss



Shenzhen Certification Technology Service Co., Ltd.  
 2F, Building B, East Area of Nanchang Second Industrial Zone,  
 Gushu 2nd Road, Bao'an District, Shenzhen 518126, P.R. China  
 Tel: 4006786199 FAX: +86-755-26736857  
 Website: <http://www.cessz.com> Email: [Service@cessz.com](mailto:Service@cessz.com)

Data: 17

File: E:\REPORT DATA\WuXian\YiDong\RE 10.29.EM6 (20)



Condition : FCC PART 15 B 3m POL: VERTICAL  
 EUT : Flat Computer  
 Model No : PLT7223G  
 Test Mode : Charge And Data Transmitting  
 Power : DC 5V From Adapter AC 120V/60Hz  
 Test Engineer : Store  
 Remark : STC-A520B-D  
 Temp : 25.2°C  
 Hum : 56%

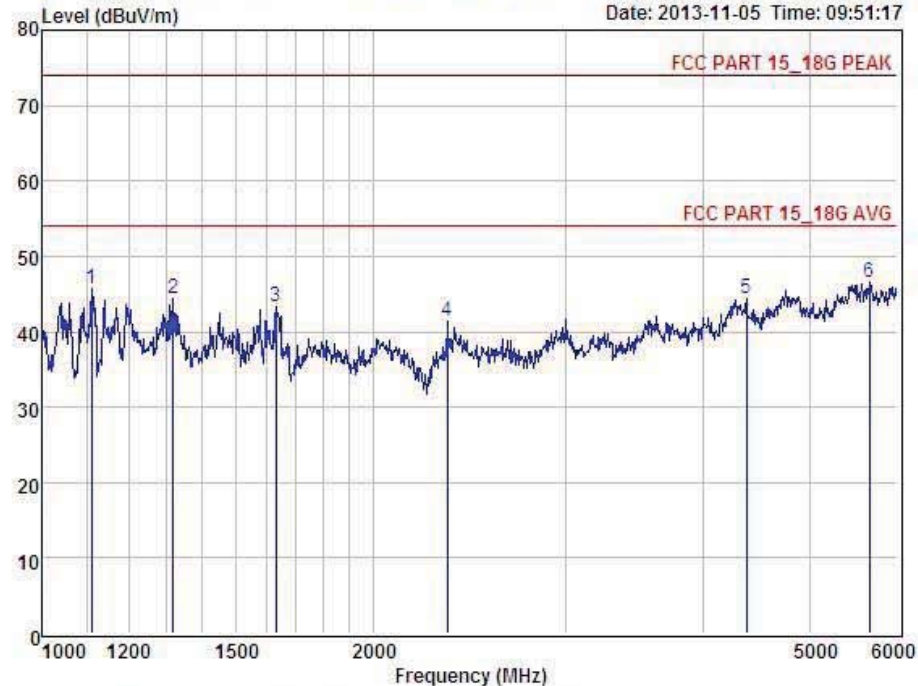
Item	Freq MHz	Read Level dBuV	Antenna Factor dB	Preamp Factor dB	Cable Loss dB	Level dBuV	Limit dBuV	Margin dBuV	Remark
1	43.35	48.61	13.79	27.81	0.09	34.68	40.00	-5.32	QP
2	71.83	47.26	10.51	26.77	0.19	31.19	40.00	-8.81	QP
3	98.49	49.23	10.15	26.84	0.38	32.92	43.50	-10.58	QP
4	162.61	46.51	13.95	26.91	0.45	34.00	43.50	-9.50	QP
5	396.24	47.85	14.68	27.42	0.75	35.86	46.00	-10.14	QP
6	744.87	45.22	20.20	27.69	0.98	38.71	46.00	-7.29	QP

Remark: Level = Read Level + Antenna Factor - Preamp Factor + Cable Loss



Shenzhen Certification Technology Service Co., Ltd.  
 2F, Building B, East Area of Nanchang Second Industrial Zone  
 Gushu 2nd Road, Bao'an District, Shenzhen 518126, P.R. China  
 Tel: 4006786199 FAX: +86-755-26736857  
 Website: <http://www.cessz.com> Email: [Service@cessz.com](mailto:Service@cessz.com)

Data: 15 File: E:\REPORT DATA\WuXian\YiDong\RE 10.29.EM6 (20) Date: 2013-11-05 Time: 09:51:17



Condition : FCC PART 15\_18G PEAK 3m POL: VERTICAL  
 EUT : Flat Computer  
 Model No : PLT7223G  
 Test Mode : Charge And Data Transmitting  
 Power : DC 5V From Adapter AC 120V/60Hz  
 Test Engineer : Store  
 Remark : STC-A520B-D  
 Temp : 25.2°C  
 Hum : 56%

Item	Freq MHz	Read Level dBuV	Antenna Factor dB	Preamp Factor dB	Cable Loss dB	Level dBuV	Limit dBuV	Margin dBuV	Remark
1	1109.51	54.28	24.16	34.87	2.14	45.71	74.00	-28.29	Peak
2	1317.76	51.58	25.05	34.86	2.54	44.31	74.00	-29.69	Peak
3	1633.86	50.19	24.80	34.76	3.12	43.35	74.00	-30.65	Peak
4	2338.00	44.79	27.71	34.96	3.88	41.42	74.00	-32.58	Peak
5	4377.20	43.21	30.34	34.51	5.42	44.46	74.00	-29.54	Peak
6	5655.52	41.71	32.13	33.55	6.22	46.51	74.00	-27.49	Peak

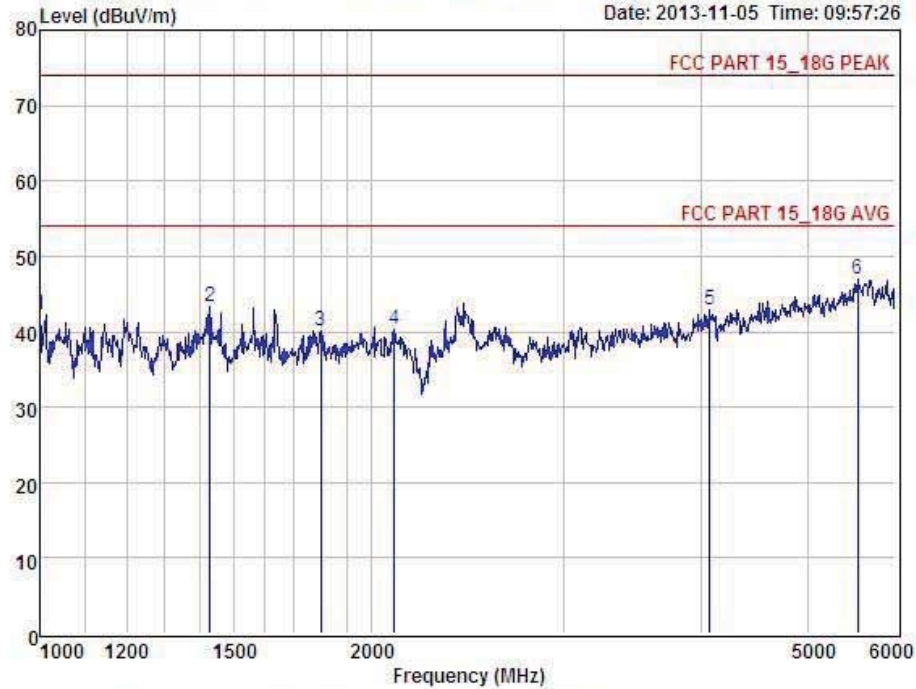
Remark: Level = Read Level + Antenna Factor - Preamp Factor + Cable Loss





Shenzhen Certification Technology Service Co., Ltd.  
 2F, Building B, East Area of Nanchang Second Industrial Zone  
 Gushu 2nd Road, Bao'an District, Shenzhen 518126, P.R. China  
 Tel: 4006786199 FAX: +86-755-26736857  
 Website: <http://www.cessz.com> Email: [Service@cessz.com](mailto:Service@cessz.com)

Data: 16 File: E:\REPORT DATA\WuXian\YiDong\RE 10.29.EM6 (20) Date: 2013-11-05 Time: 09:57:26



Condition : FCC PART 15\_18G PEAK 3m POL: HORIZONTAL  
 EUT : Flat Computer  
 Model No : PLT7223G  
 Test Mode : Charge And Data Transmitting  
 Power : DC 5V From Adapter AC 120V/60Hz  
 Test Engineer : Store  
 Remark : STC-A520B-D  
 Temp : 25.2°C  
 Hum : 56%

Item	Freq MHz	Read Level dBuV	Antenna Factor dB	Preamp Factor dB	Cable Loss dB	Level dBuV	Limit dBuV	Margin dBuV	Remark
1	1000.00	50.88	24.25	34.83	1.94	42.24	74.00	-31.76	Peak
2	1428.41	50.31	25.09	34.81	2.75	43.34	74.00	-30.66	Peak
3	1799.84	46.55	24.97	34.84	3.42	40.10	74.00	-33.90	Peak
4	2099.69	44.48	27.14	34.95	3.69	40.36	74.00	-33.64	Peak
5	4067.17	42.59	29.78	34.67	5.23	42.93	74.00	-31.07	Peak
6	5545.14	42.50	31.93	33.58	6.16	47.01	74.00	-26.99	Peak

Remark: Level = Read Level + Antenna Factor - Preamp Factor + Cable Loss

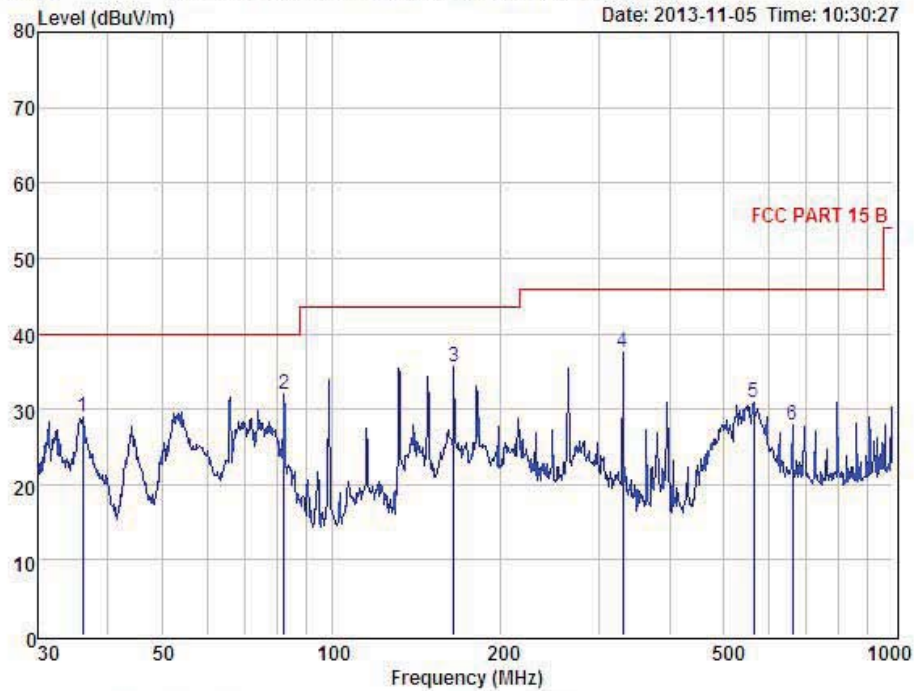




Shenzhen Certification Technology Service Co., Ltd.  
 2F, Building B, East Area of Nanchang Second Industrial Zone,  
 Gushu 2nd Road, Bao'an District, Shenzhen 518126, P.R. China  
 Tel: 4006786199 FAX: +86-755-26736857  
 Website: <http://www.cessz.com> Email: [Service@cessz.com](mailto:Service@cessz.com)

Data: 20

File: E:\REPORT DATA\WuXian\YiDong\RE 10.29.EM6 (20)



Condition : FCC PART 15 B 3m POL: VERTICAL  
 EUT : Flat Computer  
 Model No : PLT7223G  
 Test Mode : Charge And Play Video  
 Power : DC 5V From Adapter AC 120V/60Hz  
 Test Engineer : Store  
 Remark : STC-A520B-D  
 Temp : 25.2°C  
 Hum : 56%

Item	Freq MHz	Read Level dBuV	Antenna Factor dB	Preamp Factor dB	Cable Loss dB	Level dBuV	Limit dBuV	Margin dBuV	Remark
1	36.00	43.14	13.39	27.66	0.11	28.98	40.00	-11.02	QP
2	82.36	49.22	9.32	26.80	0.20	31.94	40.00	-8.06	QP
3	164.91	48.30	13.76	26.91	0.42	35.57	43.50	-7.93	QP
4	330.19	50.43	13.52	27.24	0.76	37.47	46.00	-8.53	QP
5	564.64	39.54	17.64	27.74	1.49	30.93	46.00	-15.07	QP
6	661.15	35.51	19.23	27.78	0.91	27.87	46.00	-18.13	QP

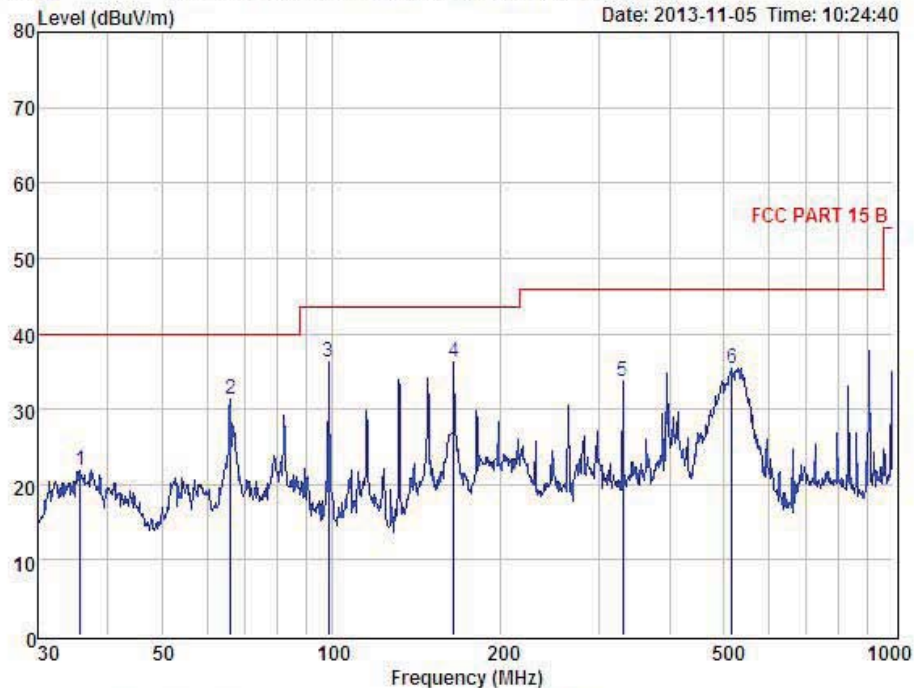
Remark: Level = Read Level + Antenna Factor - Preamp Factor + Cable Loss



Shenzhen Certification Technology Service Co., Ltd.  
 2F, Building B, East Area of Nanchang Second Industrial Zone,  
 Gushu 2nd Road, Bao'an District, Shenzhen 518126, P.R. China  
 Tel: 4006786199 FAX: +86-755-26736857  
 Website: <http://www.cessz.com> Email: [Service@cessz.com](mailto:Service@cessz.com)

Data: 19

File: E:\REPORT DATA\WuXian\YiDong\RE 10.29.EM6 (20)



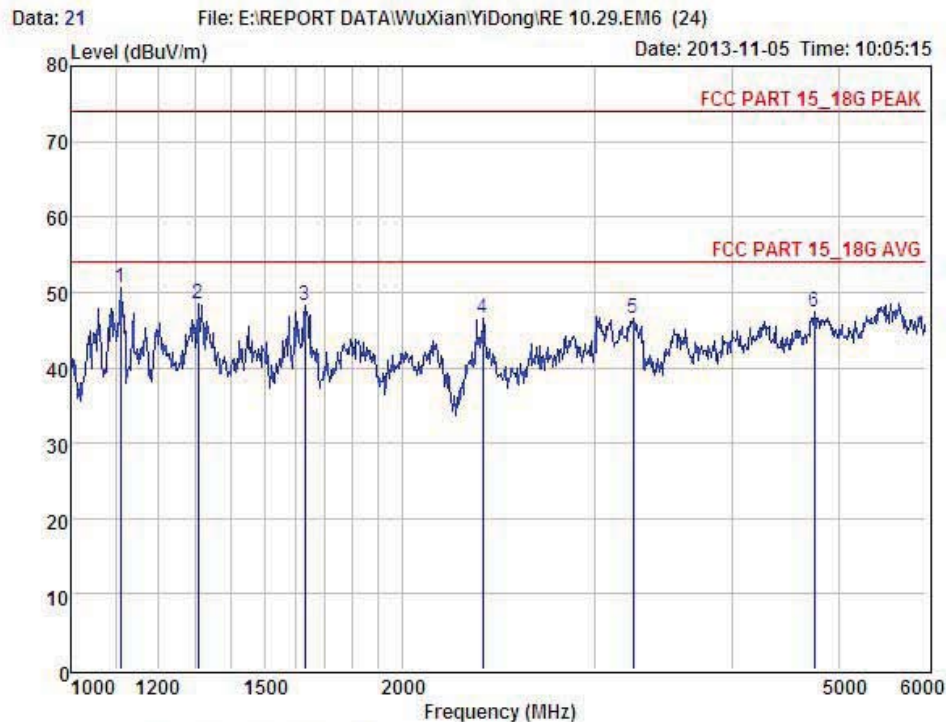
Condition : FCC PART 15 B 3m POL: HORIZONTAL  
 EUT : Flat Computer  
 Model No : PLT7223G  
 Test Mode : Charge And Play Video  
 Power : DC 5V From Adapter AC 120V/60Hz  
 Test Engineer : Store  
 Remark : STC-A520B-D  
 Temp : 25.2°C  
 Hum : 56%

Item	Freq MHz	Read Level dBuV	Antenna Factor dB	Preamp Factor dB	Cable Loss dB	Level dBuV	Limit dBuV	Margin dBuV	Remark
1	35.75	36.00	13.39	27.66	0.11	21.84	40.00	-18.16	QP
2	66.03	46.60	11.59	27.20	0.26	31.25	40.00	-8.75	QP
3	98.83	52.47	10.15	26.84	0.38	36.16	43.50	-7.34	QP
4	164.91	48.88	13.76	26.91	0.42	36.15	43.50	-7.35	QP
5	330.19	46.61	13.52	27.24	0.76	33.65	46.00	-12.35	QP
6	515.44	45.40	16.79	27.65	0.81	35.35	46.00	-10.65	QP

Remark: Level = Read Level + Antenna Factor - Preamp Factor + Cable Loss



Shenzhen Certification Technology Service Co., Ltd.  
 2F, Building B, East Area of Nanchang Second Industrial Zone,  
 Gushu 2nd Road, Bao'an District, Shenzhen 518126, P.R. China  
 Tel: 4006786199 FAX: +86-755-26736857  
 Website: <http://www.cessz.com> Email: [Service@cessz.com](mailto:Service@cessz.com)



Condition : FCC PART 15\_18G PEAK 3m POL: VERTICAL  
 EUT : Flat Computer  
 Model No : PLT7223G  
 Test Mode : Charge And Play Video  
 Power : DC 5V From Adapter AC 120V/60Hz  
 Test Engineer : Store  
 Remark : STC-A520B-D  
 Temp : 25.2°C  
 Hum : 56%

Item	Freq MHz	Read Level dBuV	Antenna Factor dB	Preamp Factor dB	Cable Loss dB	Level dBuV	Limit dBuV	Margin dBuV	Remark
1	1109.51	59.28	24.16	34.87	2.14	50.71	74.00	-23.29	Peak
2	1306.00	55.84	25.03	34.87	2.51	48.51	74.00	-25.49	Peak
3	1633.86	55.19	24.80	34.76	3.12	48.35	74.00	-25.65	Peak
4	2371.75	49.90	27.65	34.97	3.91	46.49	74.00	-27.51	Peak
5	3245.23	48.91	28.01	34.94	4.63	46.61	74.00	-27.39	Peak
6	4744.75	44.96	31.15	34.26	5.65	47.50	74.00	-26.50	Peak

Remark: Level = Read Level + Antenna Factor - Preamp Factor + Cable Loss



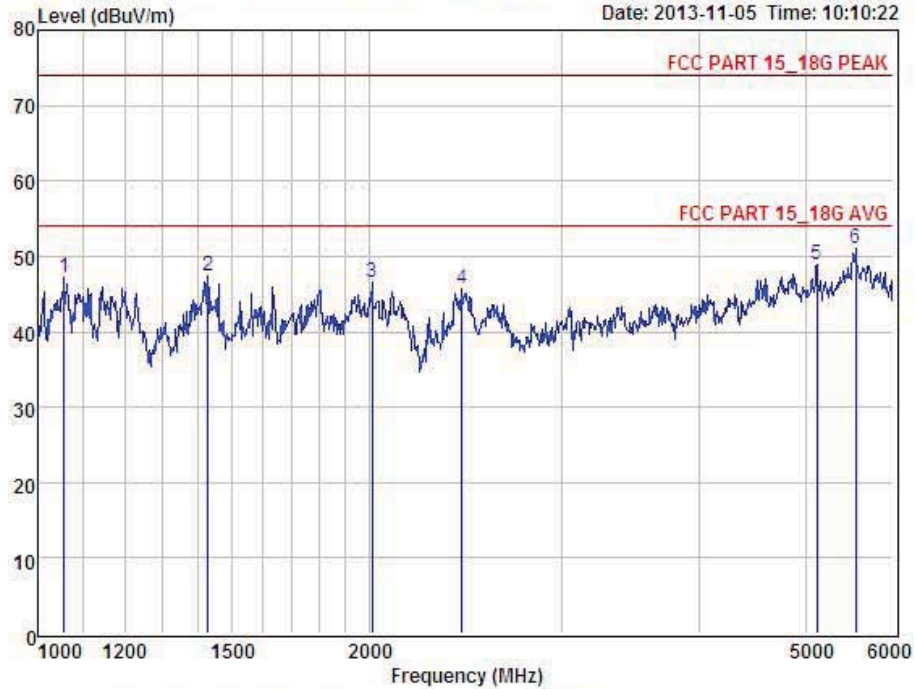


Shenzhen Certification Technology Service Co., Ltd.  
 2F, Building B, East Area of Nanchang Second Industrial Zone  
 Gushu 2nd Road, Bao'an District, Shenzhen 518126, P.R. China  
 Tel: 4006786199 FAX: +86-755-26736857  
 Website: <http://www.cessz.com> Email: [Service@cessz.com](mailto:Service@cessz.com)

Data: 22

File: E:\REPORT DATA\WuXian\YiDong\RE 10.29.EM6 (24)

Date: 2013-11-05 Time: 10:10:22



Condition : FCC PART 15\_18G PEAK 3m POL: HORIZONTAL  
 EUT : Flat Computer  
 Model No : PLT7223G  
 Test Mode : Charge And Play Video  
 Power : DC 5V From Adapter AC 120V/60Hz  
 Test Engineer : Store  
 Remark : STC-A520B-D  
 Temp : 25.2°C  
 Hum : 56%

Item	Freq MHz	Read Level dBuV	Antenna Factor dB	Preamp Factor dB	Cable Loss dB	Level dBuV	Limit dBuV	Margin dBuV	Remark
1	1057.12	55.87	24.20	34.85	2.04	47.26	74.00	-26.74	Peak
2	1428.41	54.31	25.09	34.81	2.75	47.34	74.00	-26.66	Peak
3	2014.92	51.87	26.10	34.94	3.61	46.64	74.00	-27.36	Peak
4	2432.00	49.08	27.61	34.97	3.97	45.69	74.00	-28.31	Peak
5	5115.59	45.25	31.63	33.93	5.90	48.85	74.00	-25.15	Peak
6	5545.14	46.50	31.93	33.58	6.16	51.01	74.00	-22.99	Peak

Remark: Level = Read Level + Antenna Factor - Preamp Factor + Cable Loss

## 5. PHOTOGRAPH

### 5.1.Photos of Power Line Conducted Emission Test




Adapter 1




Adapter 2




## 5.2.Photos of Radiated Emission Test (In Anechoic Chamber)




Adapter 1



Adapter 1



Adapter 2



Adapter 2



## 6. PHOTOS OF THE EUT



**Full View  
(SCT-A520B-D)**



**Full View  
(WRP2U-050200C)**





**Front View**



**Rear View**



**Top View**



**Bottom View**



**Left View**




**Right View**






**Inside View**




**Inside View**







**Inside View**



**Inside View**




**Inside View**



**Inside View**







**Inside View**



**Inside View**



**Inside View**



**Inside View**

**-----THE END OF REPORT-----**