



Title: Actiontec Electronics Inc WCB6240Q
To: FCC Part 15.407 + Industry Canada RSS-247 Issue 1
Serial #: ATEC09-U11a Conducted (DFS Bands) Rev A
Issue Date: 27th October 2015
Page: 51 of 266

A. APPENDIX - GRAPHICAL IMAGES

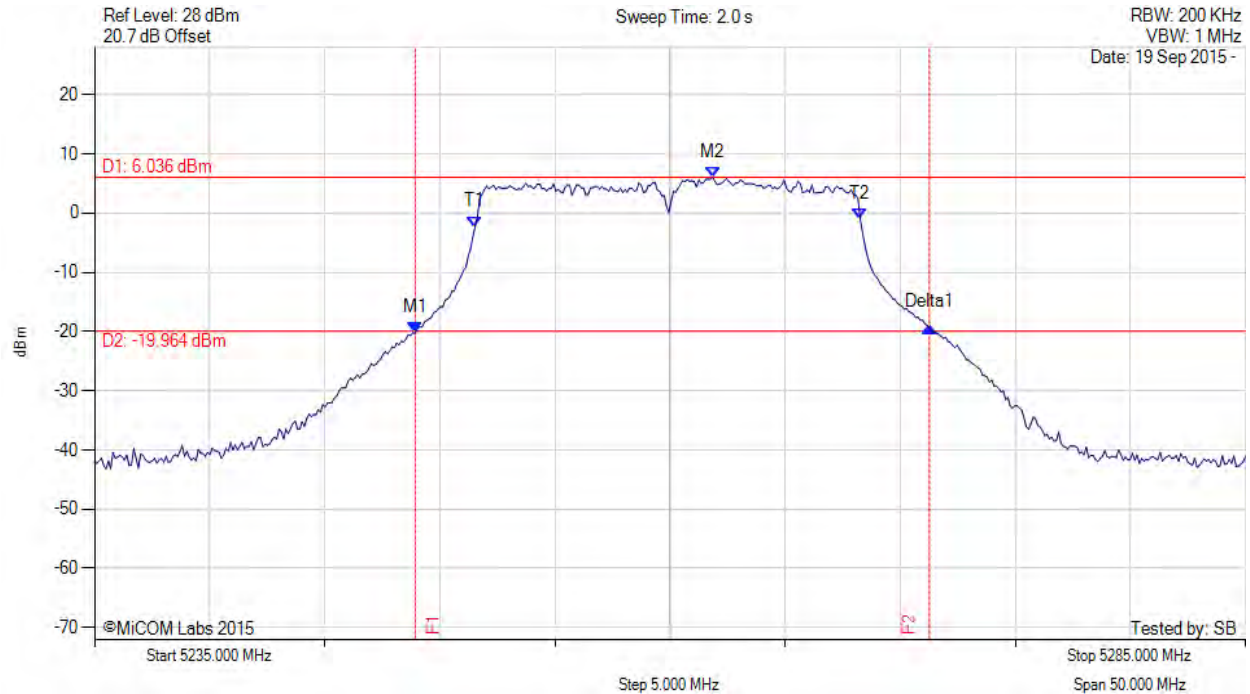
This test report may be reproduced in full only. The document may only be updated by MiCOM Labs personnel. All changes will be noted in the Document History section of the report.

A.1. 26 dB & 99% Bandwidth



26 dB & 99% BANDWIDTH

Variant: 802.11a, Channel: 5260.00 MHz, Chain a, Temp: Ambient, Voltage: 12 Vdc



Analyser Setup	Marker:Frequency:Amplitude	Test Results
Detector = MAX PEAK Sweep Count = 0 RF Atten (dB) = 20 Trace Mode = MAX HOLD	M1 : 5248.928 MHz : -20.232 dBm M2 : 5261.854 MHz : 6.036 dBm Delta1 : 22.345 MHz : 1.009 dB T1 : 5251.533 MHz : -2.291 dBm T2 : 5268.267 MHz : -0.987 dBm OBW : 16.733 MHz	Measured 26 dB Bandwidth: 22.345 MHz Measured 99% Bandwidth: 16.733 MHz

[back to matrix](#)

This test report may be reproduced in full only. The document may only be updated by MiCOM Labs personnel. All changes will be noted in the Document History section of the report.

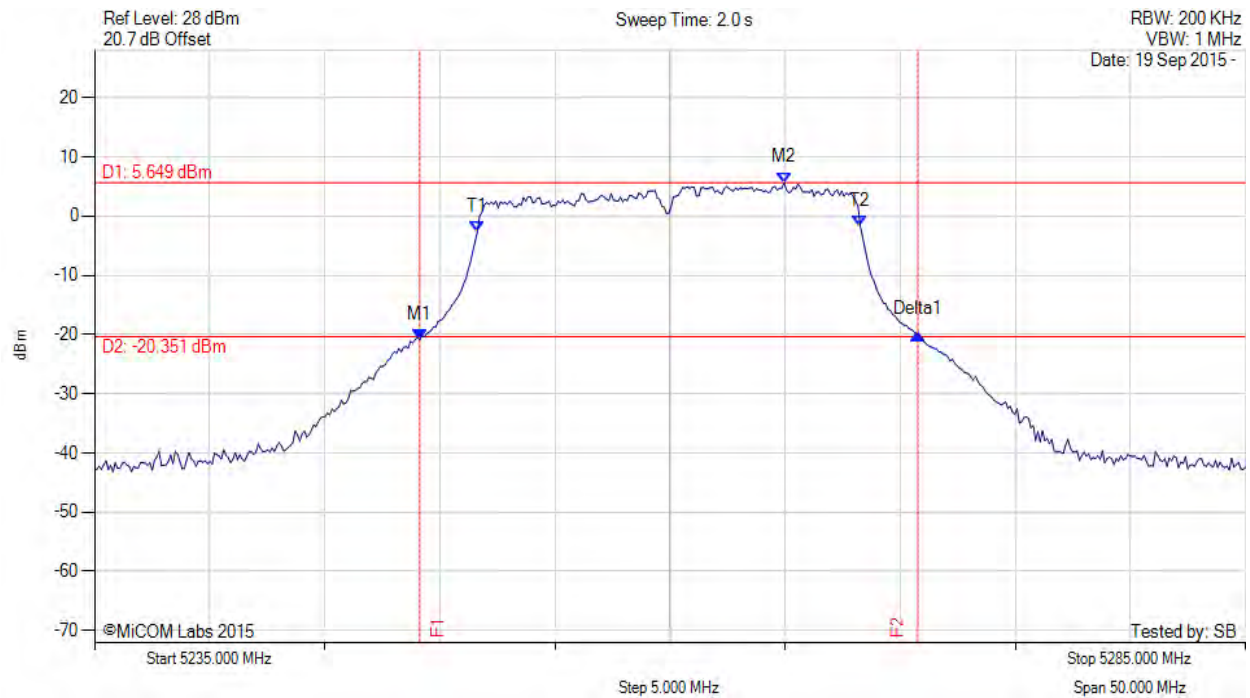


Title: Actiontec Electronics Inc WCB6240Q
To: FCC Part 15.407 + Industry Canada RSS-247 Issue 1
Serial #: ATEC09-U11a Conducted (DFS Bands) Rev A
Issue Date: 27th October 2015
Page: 53 of 266



26 dB & 99% BANDWIDTH

Variant: 802.11a, Channel: 5260.00 MHz, Chain b, Temp: Ambient, Voltage: 12 Vdc



Analyser Setup	Marker:Frequency:Amplitude	Test Results
Detector = MAX PEAK Sweep Count = 0 RF Atten (dB) = 20 Trace Mode = MAX HOLD	M1 : 5249.128 MHz : -20.879 dBm M2 : 5264.960 MHz : 5.649 dBm Delta1 : 21.643 MHz : 1.017 dB T1 : 5251.633 MHz : -2.632 dBm T2 : 5268.267 MHz : -1.680 dBm OBW : 16.633 MHz	Measured 26 dB Bandwidth: 21.643 MHz Measured 99% Bandwidth: 16.633 MHz

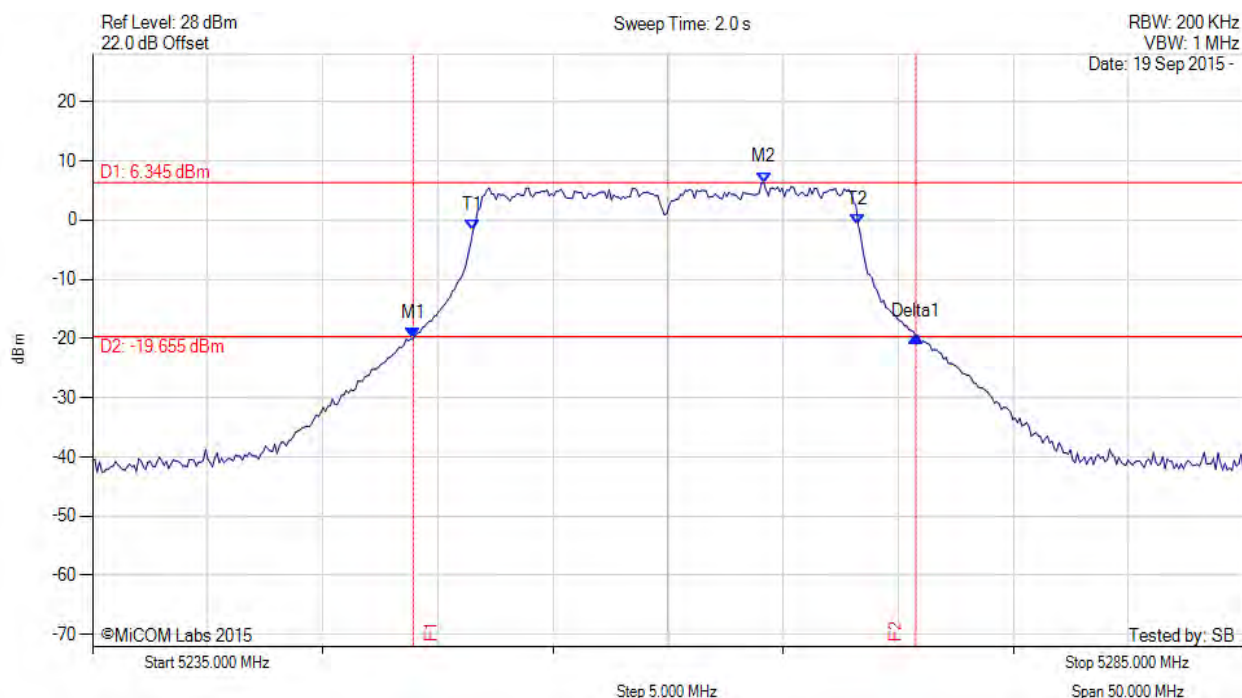
[back to matrix](#)

This test report may be reproduced in full only. The document may only be updated by MiCOM Labs personnel. All changes will be noted in the Document History section of the report.



26 dB & 99% BANDWIDTH

Variant: 802.11a, Channel: 5260.00 MHz, Chain c, Temp: Ambient, Voltage: 12 Vdc



Analyser Setup	Marker:Frequency:Amplitude	Test Results
Detector = MAX PEAK Sweep Count = 0 RF Atten (dB) = 20 Trace Mode = MAX HOLD	M1 : 5248.928 MHz : -20.000 dBm M2 : 5264.158 MHz : 6.345 dBm Delta1 : 21.844 MHz : 0.242 dB T1 : 5251.533 MHz : -1.737 dBm T2 : 5268.267 MHz : -0.859 dBm OBW : 16.733 MHz	Measured 26 dB Bandwidth: 21.844 MHz Measured 99% Bandwidth: 16.733 MHz

[back to matrix](#)

This test report may be reproduced in full only. The document may only be updated by MiCOM Labs personnel. All changes will be noted in the Document History section of the report.

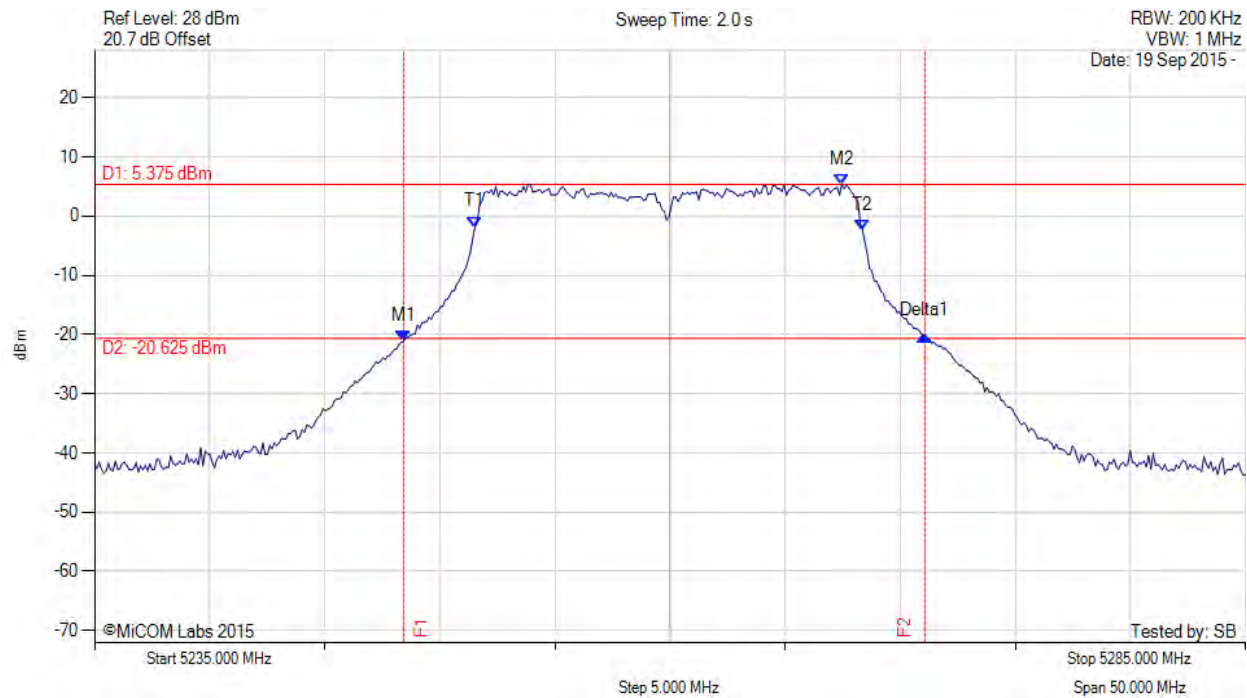


Title: Actiontec Electronics Inc WCB6240Q
To: FCC Part 15.407 + Industry Canada RSS-247 Issue 1
Serial #: ATEC09-U11a Conducted (DFS Bands) Rev A
Issue Date: 27th October 2015
Page: 55 of 266



26 dB & 99% BANDWIDTH

Variant: 802.11a, Channel: 5260.00 MHz, Chain d, Temp: Ambient, Voltage: 12 Vdc



Analyser Setup	Marker:Frequency:Amplitude	Test Results
Detector = MAX PEAK Sweep Count = 0 RF Atten (dB) = 20 Trace Mode = MAX HOLD	M1 : 5248.427 MHz : -21.172 dBm M2 : 5267.465 MHz : 5.375 dBm Delta1 : 22.645 MHz : 1.082 dB T1 : 5251.533 MHz : -1.817 dBm T2 : 5268.367 MHz : -2.492 dBm OBW : 16.834 MHz	Measured 26 dB Bandwidth: 22.645 MHz Measured 99% Bandwidth: 16.834 MHz

[back to matrix](#)

This test report may be reproduced in full only. The document may only be updated by MiCOM Labs personnel. All changes will be noted in the Document History section of the report.

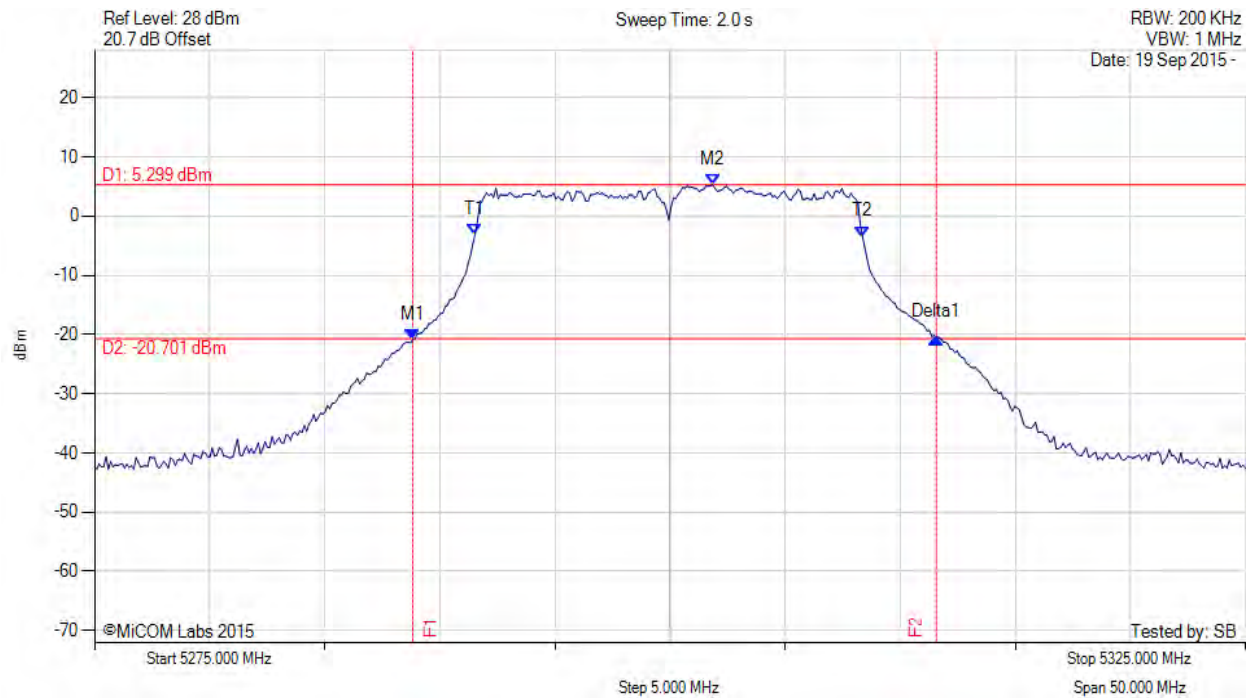


Title: Actiontec Electronics Inc WCB6240Q
To: FCC Part 15.407 + Industry Canada RSS-247 Issue 1
Serial #: ATEC09-U11a Conducted (DFS Bands) Rev A
Issue Date: 27th October 2015
Page: 56 of 266



26 dB & 99% BANDWIDTH

Variant: 802.11a, Channel: 5300.00 MHz, Chain a, Temp: Ambient, Voltage: 12 Vdc



Analyser Setup	Marker:Frequency:Amplitude	Test Results
Detector = MAX PEAK Sweep Count = 0 RF Atten (dB) = 20 Trace Mode = MAX HOLD	M1 : 5288.828 MHz : -20.836 dBm M2 : 5301.854 MHz : 5.299 dBm Delta1 : 22.745 MHz : 0.305 dB T1 : 5291.533 MHz : -3.096 dBm T2 : 5308.367 MHz : -3.464 dBm OBW : 16.834 MHz	Measured 26 dB Bandwidth: 22.745 MHz Measured 99% Bandwidth: 16.834 MHz

[back to matrix](#)

This test report may be reproduced in full only. The document may only be updated by MiCOM Labs personnel. All changes will be noted in the Document History section of the report.

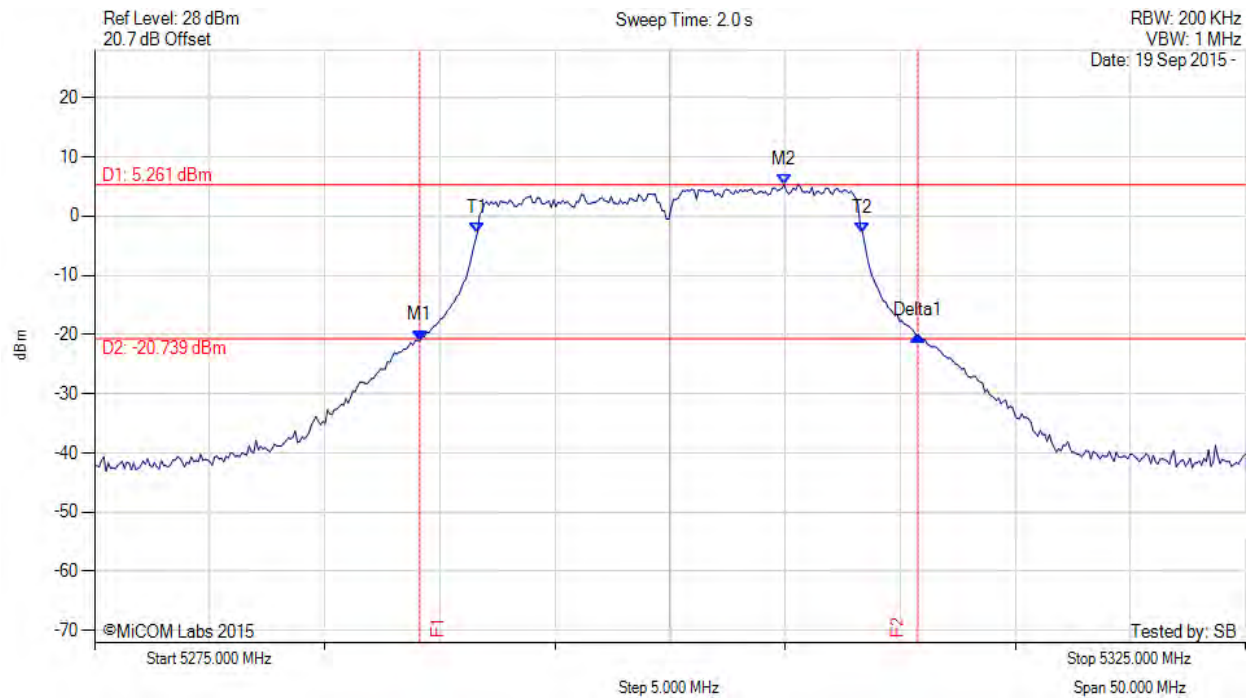


Title: Actiontec Electronics Inc WCB6240Q
To: FCC Part 15.407 + Industry Canada RSS-247 Issue 1
Serial #: ATEC09-U11a Conducted (DFS Bands) Rev A
Issue Date: 27th October 2015
Page: 57 of 266



26 dB & 99% BANDWIDTH

Variant: 802.11a, Channel: 5300.00 MHz, Chain b, Temp: Ambient, Voltage: 12 Vdc



Analyser Setup	Marker:Frequency:Amplitude	Test Results
Detector = MAX PEAK Sweep Count = 0 RF Atten (dB) = 20 Trace Mode = MAX HOLD	M1 : 5289.128 MHz : -20.991 dBm M2 : 5304.960 MHz : 5.261 dBm Delta1 : 21.643 MHz : 0.811 dB T1 : 5291.633 MHz : -2.805 dBm T2 : 5308.367 MHz : -2.797 dBm OBW : 16.733 MHz	Measured 26 dB Bandwidth: 21.643 MHz Measured 99% Bandwidth: 16.733 MHz

[back to matrix](#)

This test report may be reproduced in full only. The document may only be updated by MiCOM Labs personnel. All changes will be noted in the Document History section of the report.

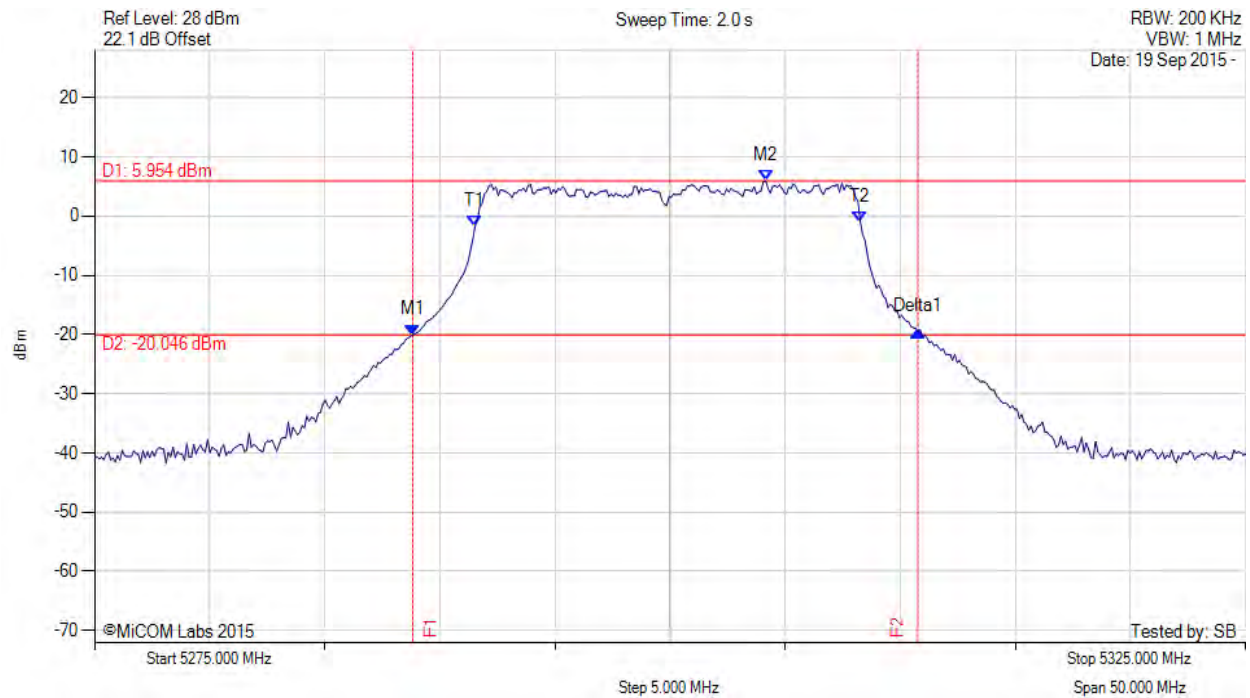


Title: Actiontec Electronics Inc WCB6240Q
To: FCC Part 15.407 + Industry Canada RSS-247 Issue 1
Serial #: ATEC09-U11a Conducted (DFS Bands) Rev A
Issue Date: 27th October 2015
Page: 58 of 266



26 dB & 99% BANDWIDTH

Variant: 802.11a, Channel: 5300.00 MHz, Chain c, Temp: Ambient, Voltage: 12 Vdc



Analyser Setup	Marker:Frequency:Amplitude	Test Results
Detector = MAX PEAK Sweep Count = 0 RF Atten (dB) = 20 Trace Mode = MAX HOLD	M1 : 5288.828 MHz : -20.066 dBm M2 : 5304.158 MHz : 5.954 dBm Delta1 : 21.944 MHz : 0.671 dB T1 : 5291.533 MHz : -1.701 dBm T2 : 5308.267 MHz : -0.926 dBm OBW : 16.733 MHz	Measured 26 dB Bandwidth: 21.944 MHz Measured 99% Bandwidth: 16.733 MHz

[back to matrix](#)

This test report may be reproduced in full only. The document may only be updated by MiCOM Labs personnel. All changes will be noted in the Document History section of the report.

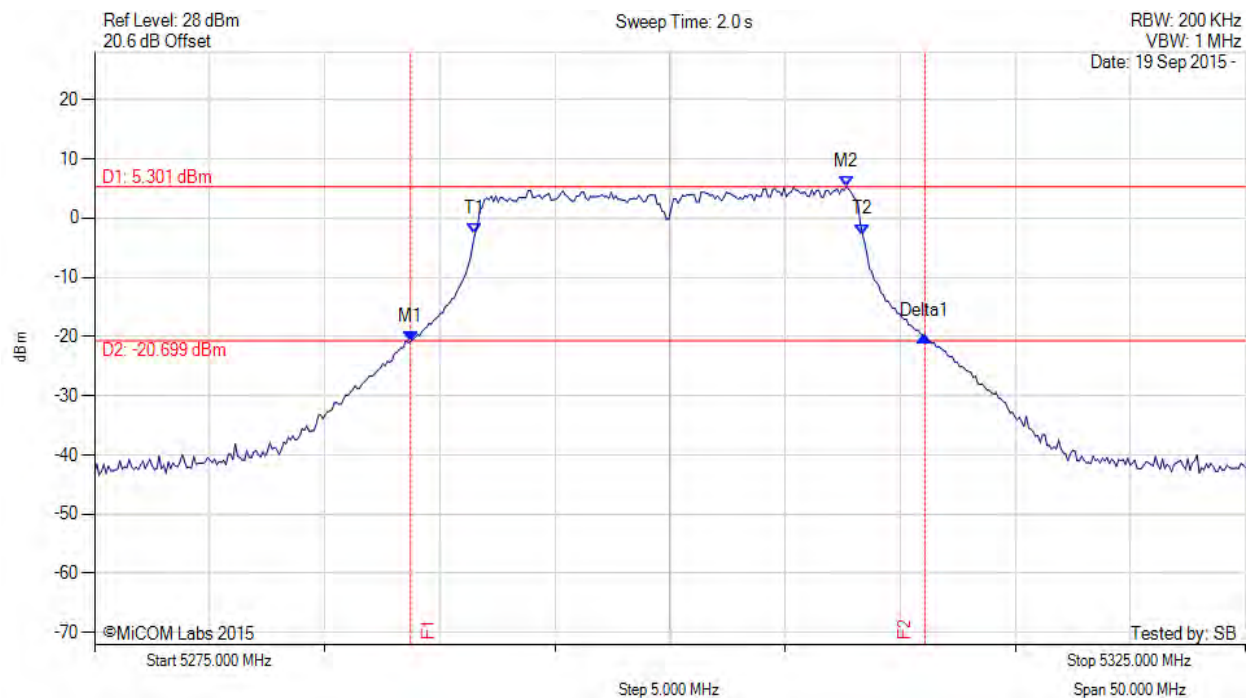


Title: Actiontec Electronics Inc WCB6240Q
To: FCC Part 15.407 + Industry Canada RSS-247 Issue 1
Serial #: ATEC09-U11a Conducted (DFS Bands) Rev A
Issue Date: 27th October 2015
Page: 59 of 266



26 dB & 99% BANDWIDTH

Variant: 802.11a, Channel: 5300.00 MHz, Chain d, Temp: Ambient, Voltage: 12 Vdc



Analyser Setup	Marker:Frequency:Amplitude	Test Results
Detector = MAX PEAK Sweep Count = 0 RF Atten (dB) = 20 Trace Mode = MAX HOLD	M1 : 5288.727 MHz : -20.812 dBm M2 : 5307.665 MHz : 5.301 dBm Delta1 : 22.345 MHz : 0.938 dB T1 : 5291.533 MHz : -2.561 dBm T2 : 5308.367 MHz : -2.750 dBm OBW : 16.834 MHz	Measured 26 dB Bandwidth: 22.345 MHz Measured 99% Bandwidth: 16.834 MHz

[back to matrix](#)

This test report may be reproduced in full only. The document may only be updated by MiCOM Labs personnel. All changes will be noted in the Document History section of the report.

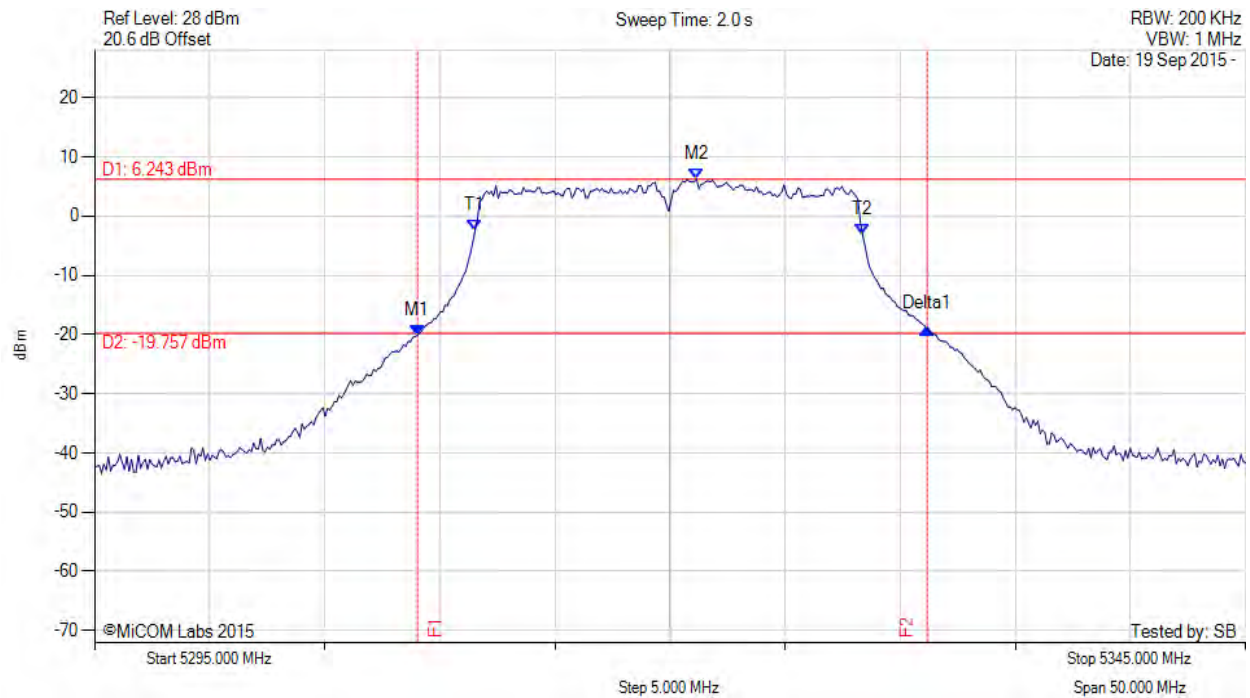


Title: Actiontec Electronics Inc WCB6240Q
To: FCC Part 15.407 + Industry Canada RSS-247 Issue 1
Serial #: ATEC09-U11a Conducted (DFS Bands) Rev A
Issue Date: 27th October 2015
Page: 60 of 266



26 dB & 99% BANDWIDTH

Variant: 802.11a, Channel: 5320.00 MHz, Chain a, Temp: Ambient, Voltage: 12 Vdc



Analyser Setup	Marker:Frequency:Amplitude	Test Results
Detector = MAX PEAK Sweep Count = 0 RF Atten (dB) = 20 Trace Mode = MAX HOLD	M1 : 5309.028 MHz : -20.141 dBm M2 : 5321.152 MHz : 6.243 dBm Delta1 : 22.144 MHz : 1.070 dB T1 : 5311.533 MHz : -2.417 dBm T2 : 5328.367 MHz : -3.106 dBm OBW : 16.834 MHz	Measured 26 dB Bandwidth: 22.144 MHz Measured 99% Bandwidth: 16.834 MHz

[back to matrix](#)

This test report may be reproduced in full only. The document may only be updated by MiCOM Labs personnel. All changes will be noted in the Document History section of the report.

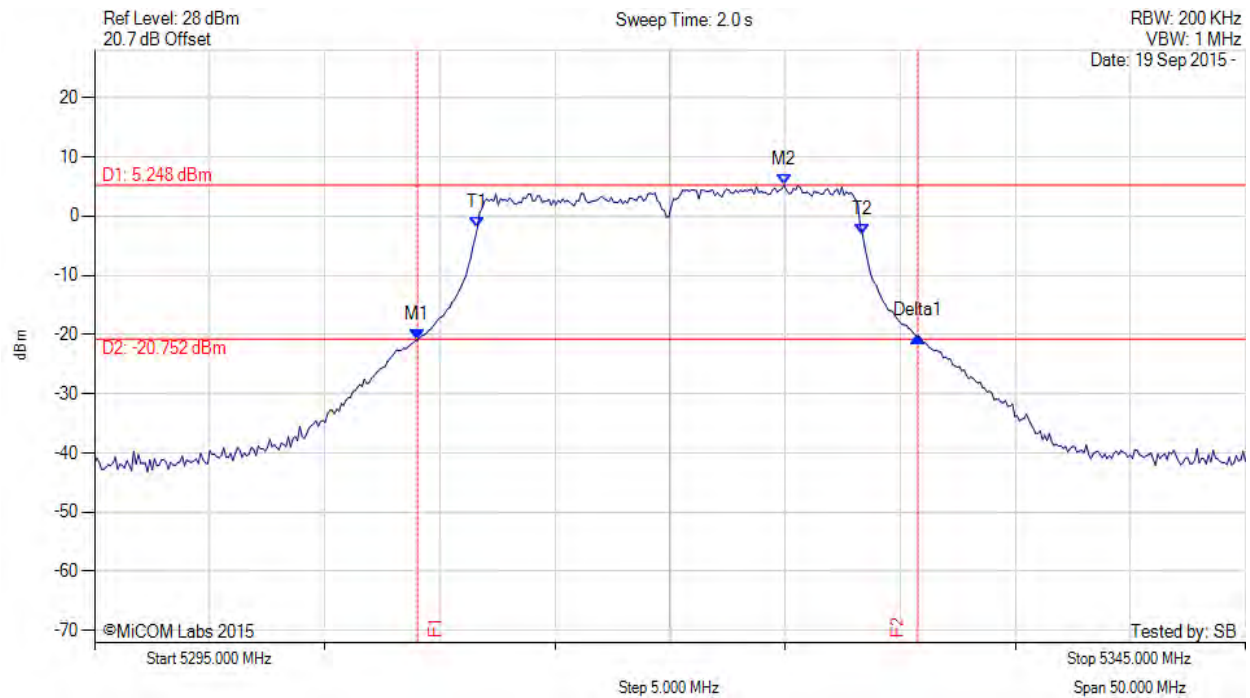


Title: Actiontec Electronics Inc WCB6240Q
To: FCC Part 15.407 + Industry Canada RSS-247 Issue 1
Serial #: ATEC09-U11a Conducted (DFS Bands) Rev A
Issue Date: 27th October 2015
Page: 61 of 266



26 dB & 99% BANDWIDTH

Variant: 802.11a, Channel: 5320.00 MHz, Chain b, Temp: Ambient, Voltage: 12 Vdc



Analyser Setup	Marker:Frequency:Amplitude	Test Results
Detector = MAX PEAK Sweep Count = 0 RF Atten (dB) = 20 Trace Mode = MAX HOLD	M1 : 5309.028 MHz : -20.938 dBm M2 : 5324.960 MHz : 5.248 dBm Delta1 : 21.743 MHz : 0.639 dB T1 : 5311.633 MHz : -1.988 dBm T2 : 5328.367 MHz : -3.096 dBm OBW : 16.733 MHz	Measured 26 dB Bandwidth: 21.743 MHz Measured 99% Bandwidth: 16.733 MHz

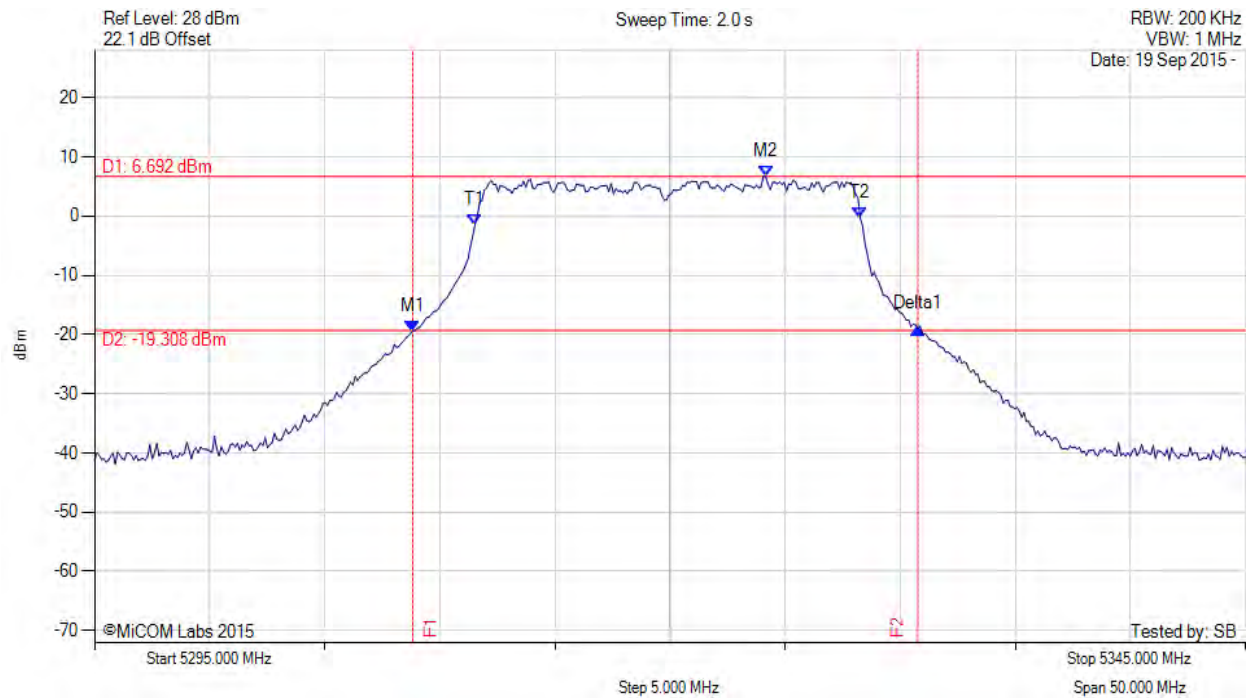
[back to matrix](#)

This test report may be reproduced in full only. The document may only be updated by MiCOM Labs personnel. All changes will be noted in the Document History section of the report.



26 dB & 99% BANDWIDTH

Variant: 802.11a, Channel: 5320.00 MHz, Chain c, Temp: Ambient, Voltage: 12 Vdc



Analyser Setup	Marker:Frequency:Amplitude	Test Results
Detector = MAX PEAK Sweep Count = 0 RF Atten (dB) = 20 Trace Mode = MAX HOLD	M1 : 5308.828 MHz : -19.394 dBm M2 : 5324.158 MHz : 6.692 dBm Delta1 : 21.944 MHz : 0.403 dB T1 : 5311.533 MHz : -1.394 dBm T2 : 5328.267 MHz : -0.314 dBm OBW : 16.733 MHz	Measured 26 dB Bandwidth: 21.944 MHz Measured 99% Bandwidth: 16.733 MHz

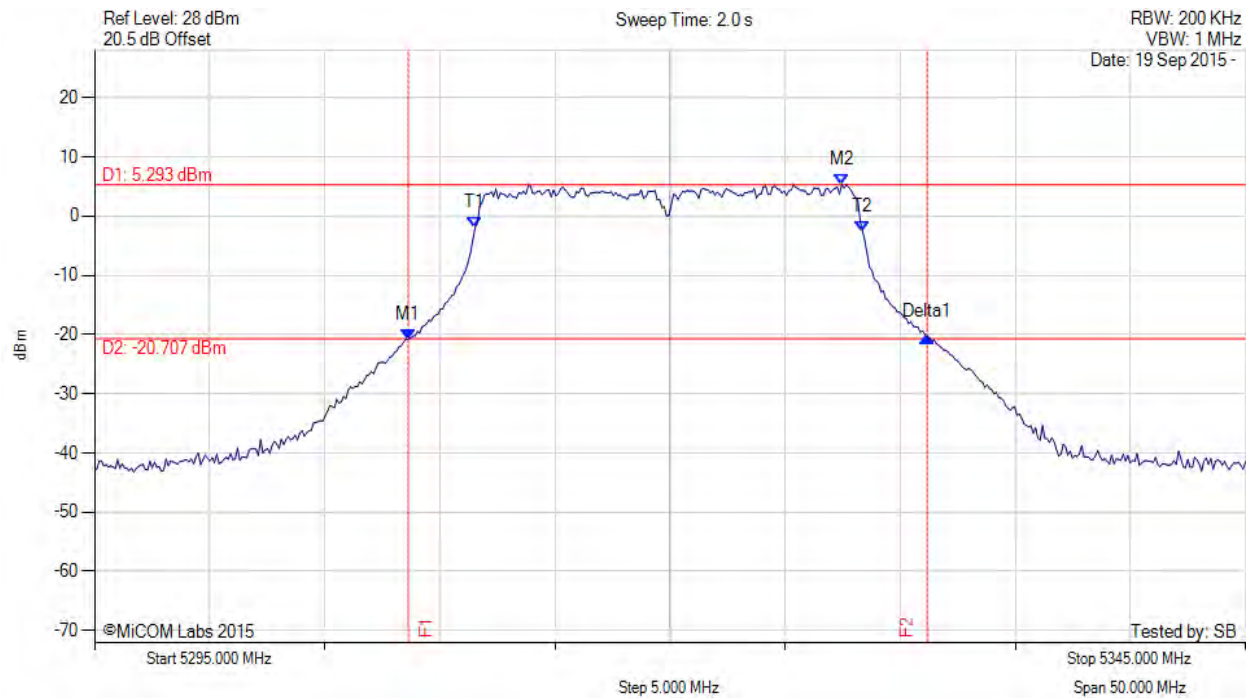
[back to matrix](#)

This test report may be reproduced in full only. The document may only be updated by MiCOM Labs personnel. All changes will be noted in the Document History section of the report.



26 dB & 99% BANDWIDTH

Variant: 802.11a, Channel: 5320.00 MHz, Chain d, Temp: Ambient, Voltage: 12 Vdc



Analyser Setup	Marker:Frequency:Amplitude	Test Results
Detector = MAX PEAK Sweep Count = 0 RF Atten (dB) = 20 Trace Mode = MAX HOLD	M1 : 5308.627 MHz : -20.785 dBm M2 : 5327.465 MHz : 5.293 dBm Delta1 : 22.545 MHz : 0.311 dB T1 : 5311.533 MHz : -2.034 dBm T2 : 5328.367 MHz : -2.563 dBm OBW : 16.834 MHz	Measured 26 dB Bandwidth: 22.545 MHz Measured 99% Bandwidth: 16.834 MHz

[back to matrix](#)

This test report may be reproduced in full only. The document may only be updated by MiCOM Labs personnel. All changes will be noted in the Document History section of the report.

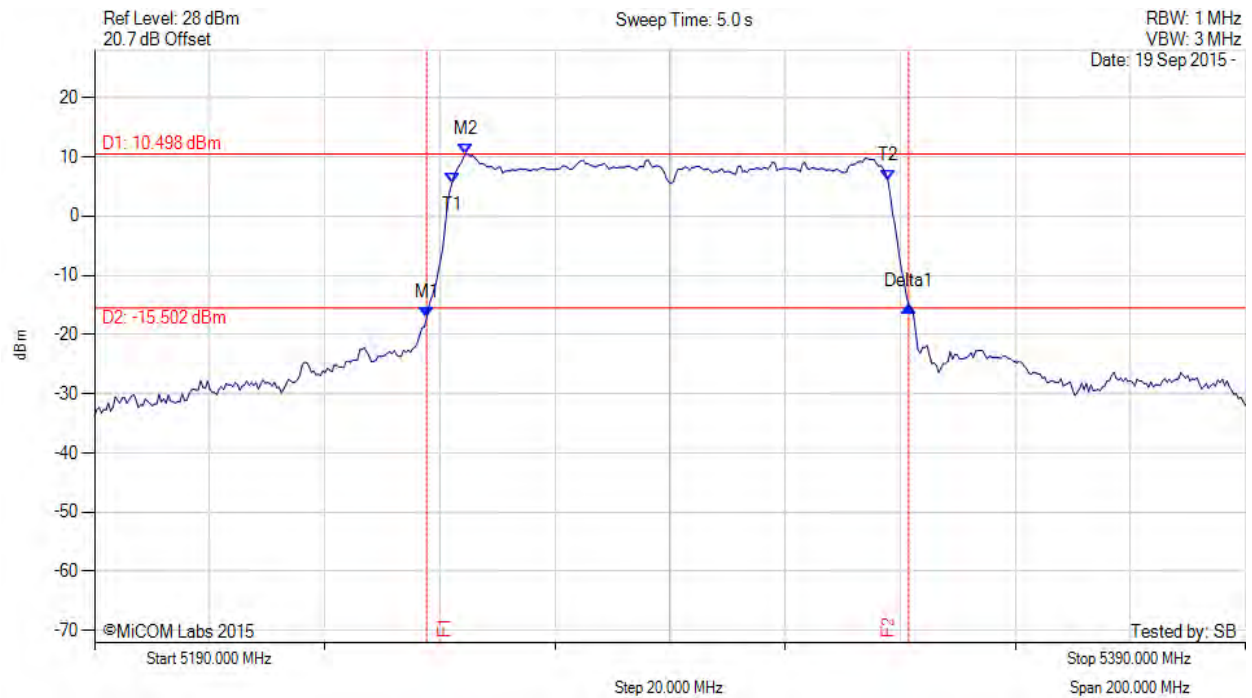


Title: Actiontec Electronics Inc WCB6240Q
To: FCC Part 15.407 + Industry Canada RSS-247 Issue 1
Serial #: ATEC09-U11a Conducted (DFS Bands) Rev A
Issue Date: 27th October 2015
Page: 64 of 266

26 dB & 99% BANDWIDTH



Variant: 802.11ac-80, Channel: 5290.00 MHz, Chain a, Temp: Ambient, Voltage: 12 Vdc



Analyser Setup	Marker:Frequency:Amplitude	Test Results
Detector = MAX PEAK Sweep Count = 0 RF Atten (dB) = 20 Trace Mode = MAX HOLD	M1 : 5247.715 MHz : -17.151 dBm M2 : 5254.529 MHz : 10.498 dBm Delta1 : 83.768 MHz : 1.916 dB T1 : 5252.124 MHz : 5.572 dBm T2 : 5327.876 MHz : 5.977 dBm OBW : 75.752 MHz	Channel Frequency: 5290.00 MHz

[back to matrix](#)

This test report may be reproduced in full only. The document may only be updated by MiCOM Labs personnel. All changes will be noted in the Document History section of the report.

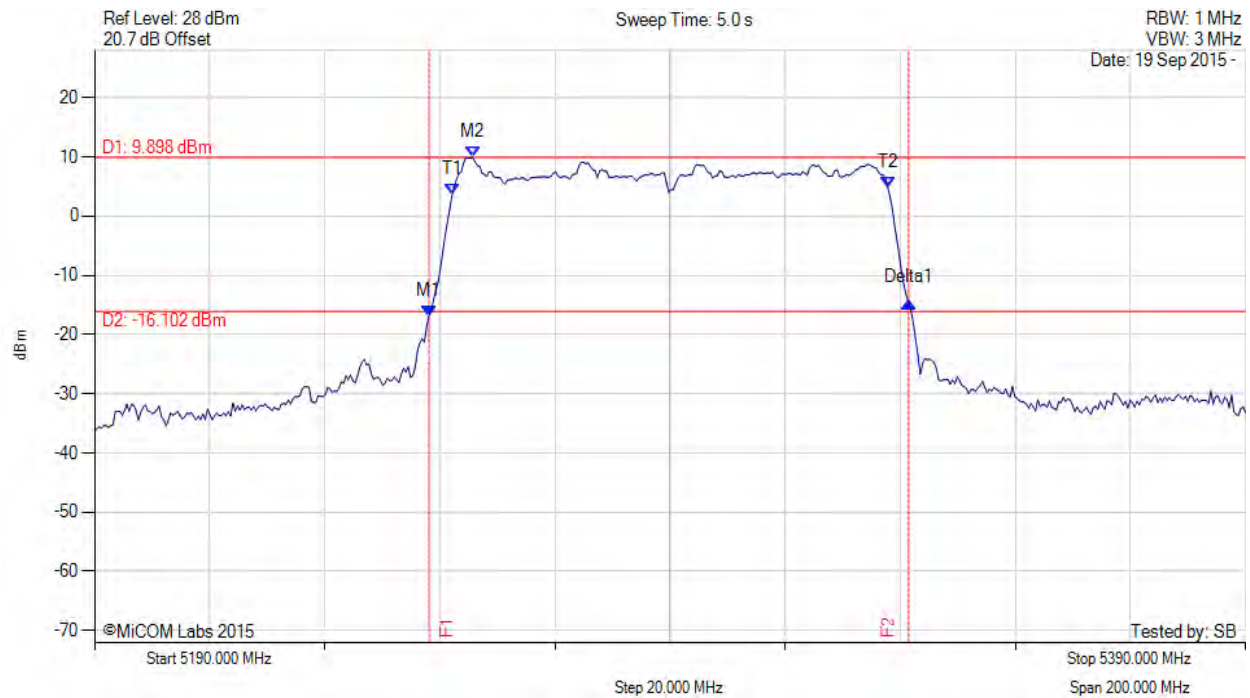


Title: Actiontec Electronics Inc WCB6240Q
To: FCC Part 15.407 + Industry Canada RSS-247 Issue 1
Serial #: ATEC09-U11a Conducted (DFS Bands) Rev A
Issue Date: 27th October 2015
Page: 65 of 266

26 dB & 99% BANDWIDTH



Variant: 802.11ac-80, Channel: 5290.00 MHz, Chain b, Temp: Ambient, Voltage: 12 Vdc



Analyser Setup	Marker:Frequency:Amplitude	Test Results
Detector = MAX PEAK Sweep Count = 0 RF Atten (dB) = 20 Trace Mode = MAX HOLD	M1 : 5248.116 MHz : -16.836 dBm M2 : 5255.731 MHz : 9.898 dBm Delta1 : 83.367 MHz : 2.341 dB T1 : 5252.124 MHz : 3.571 dBm T2 : 5327.876 MHz : 4.811 dBm OBW : 75.752 MHz	Channel Frequency: 5290.00 MHz

[back to matrix](#)

This test report may be reproduced in full only. The document may only be updated by MiCOM Labs personnel. All changes will be noted in the Document History section of the report.

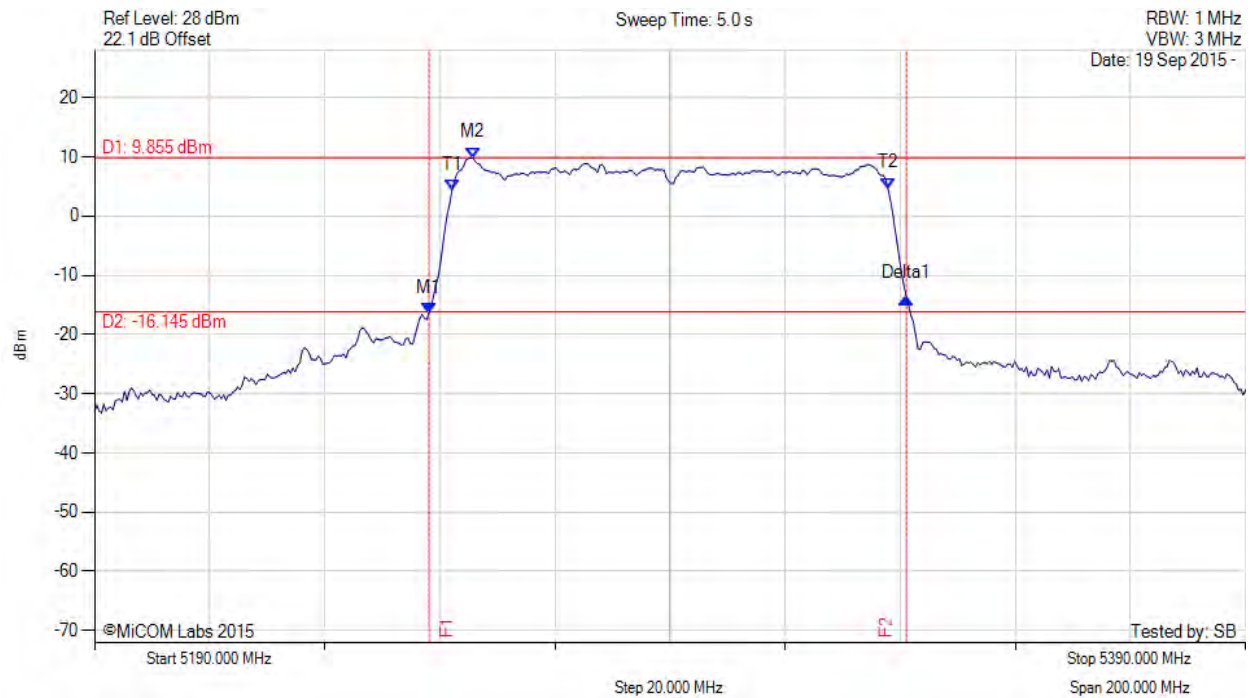


Title: Actiontec Electronics Inc WCB6240Q
To: FCC Part 15.407 + Industry Canada RSS-247 Issue 1
Serial #: ATEC09-U11a Conducted (DFS Bands) Rev A
Issue Date: 27th October 2015
Page: 66 of 266

26 dB & 99% BANDWIDTH



Variant: 802.11ac-80, Channel: 5290.00 MHz, Chain c, Temp: Ambient, Voltage: 12 Vdc



Analyser Setup	Marker:Frequency:Amplitude	Test Results
Detector = MAX PEAK Sweep Count = 0 RF Atten (dB) = 20 Trace Mode = MAX HOLD	M1 : 5248.116 MHz : -16.370 dBm M2 : 5255.731 MHz : 9.855 dBm Delta1 : 82.966 MHz : 2.603 dB T1 : 5252.124 MHz : 4.439 dBm T2 : 5327.876 MHz : 4.708 dBm OBW : 75.752 MHz	Channel Frequency: 5290.00 MHz

[back to matrix](#)

This test report may be reproduced in full only. The document may only be updated by MiCOM Labs personnel. All changes will be noted in the Document History section of the report.

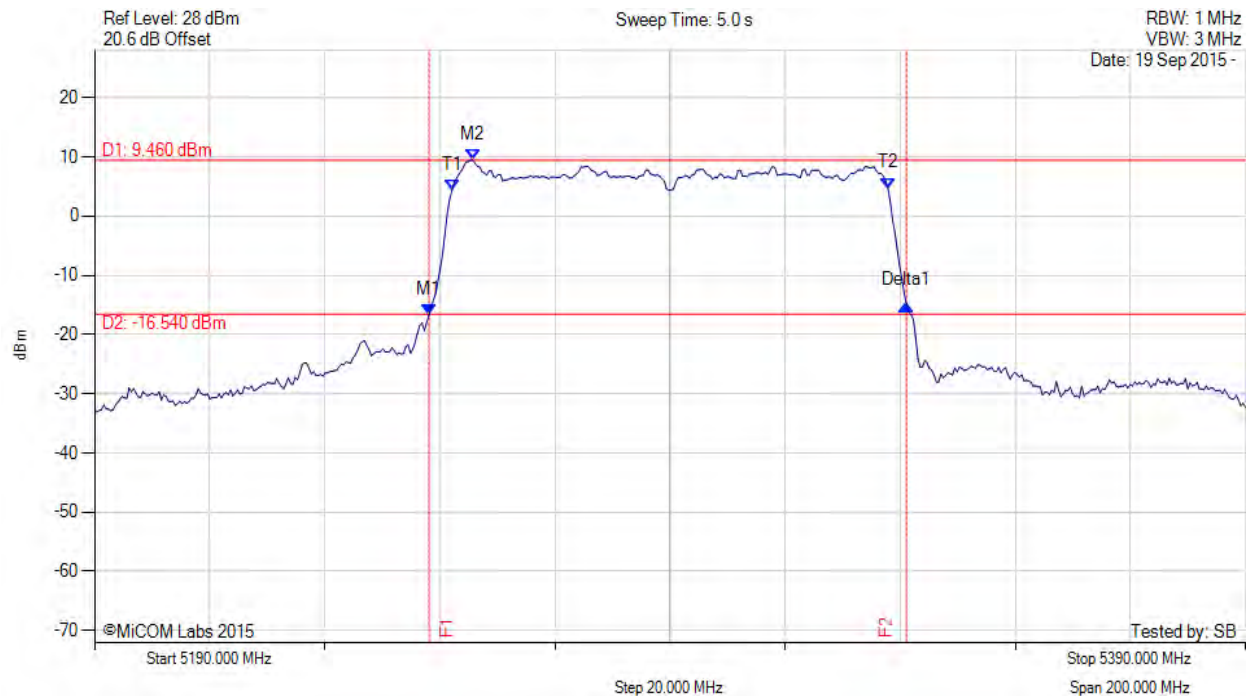


Title: Actiontec Electronics Inc WCB6240Q
To: FCC Part 15.407 + Industry Canada RSS-247 Issue 1
Serial #: ATEC09-U11a Conducted (DFS Bands) Rev A
Issue Date: 27th October 2015
Page: 67 of 266

26 dB & 99% BANDWIDTH



Variant: 802.11ac-80, Channel: 5290.00 MHz, Chain d, Temp: Ambient, Voltage: 12 Vdc



Analyser Setup	Marker:Frequency:Amplitude	Test Results
Detector = MAX PEAK Sweep Count = 0 RF Atten (dB) = 20 Trace Mode = MAX HOLD	M1 : 5248.116 MHz : -16.755 dBm M2 : 5255.731 MHz : 9.460 dBm Delta1 : 82.966 MHz : 1.800 dB T1 : 5252.124 MHz : 4.360 dBm T2 : 5327.876 MHz : 4.728 dBm OBW : 75.752 MHz	Channel Frequency: 5290.00 MHz

[back to matrix](#)

This test report may be reproduced in full only. The document may only be updated by MiCOM Labs personnel. All changes will be noted in the Document History section of the report.

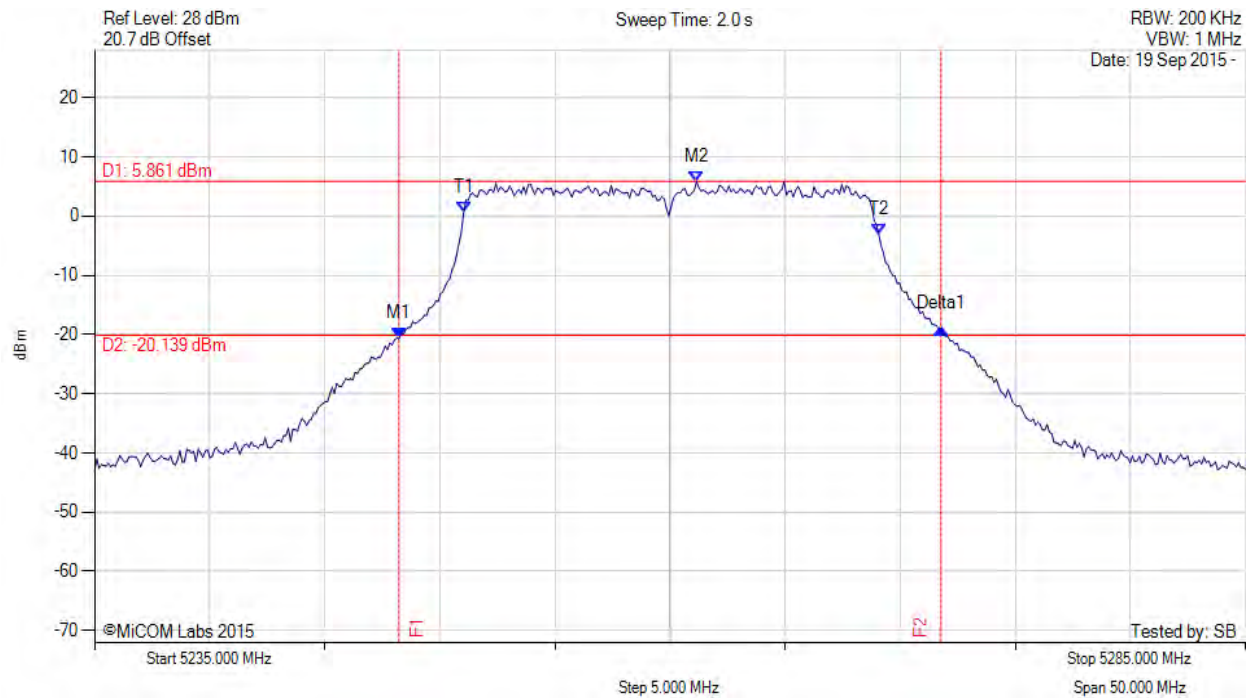


Title: Actiontec Electronics Inc WCB6240Q
To: FCC Part 15.407 + Industry Canada RSS-247 Issue 1
Serial #: ATEC09-U11a Conducted (DFS Bands) Rev A
Issue Date: 27th October 2015
Page: 68 of 266

26 dB & 99% BANDWIDTH



Variant: 802.11n HT-20, Channel: 5260.00 MHz, Chain a, Temp: Ambient, Voltage: 12 Vdc



Analyser Setup	Marker:Frequency:Amplitude	Test Results
Detector = MAX PEAK Sweep Count = 0 RF Atten (dB) = 20 Trace Mode = MAX HOLD	M1 : 5248.226 MHz : -20.727 dBm M2 : 5261.152 MHz : 5.861 dBm Delta1 : 23.547 MHz : 1.651 dB T1 : 5251.032 MHz : 0.536 dBm T2 : 5269.068 MHz : -3.021 dBm OBW : 18.036 MHz	Measured 26 dB Bandwidth: 23.547 MHz Measured 99% Bandwidth: 18.036 MHz

[back to matrix](#)

This test report may be reproduced in full only. The document may only be updated by MiCOM Labs personnel. All changes will be noted in the Document History section of the report.

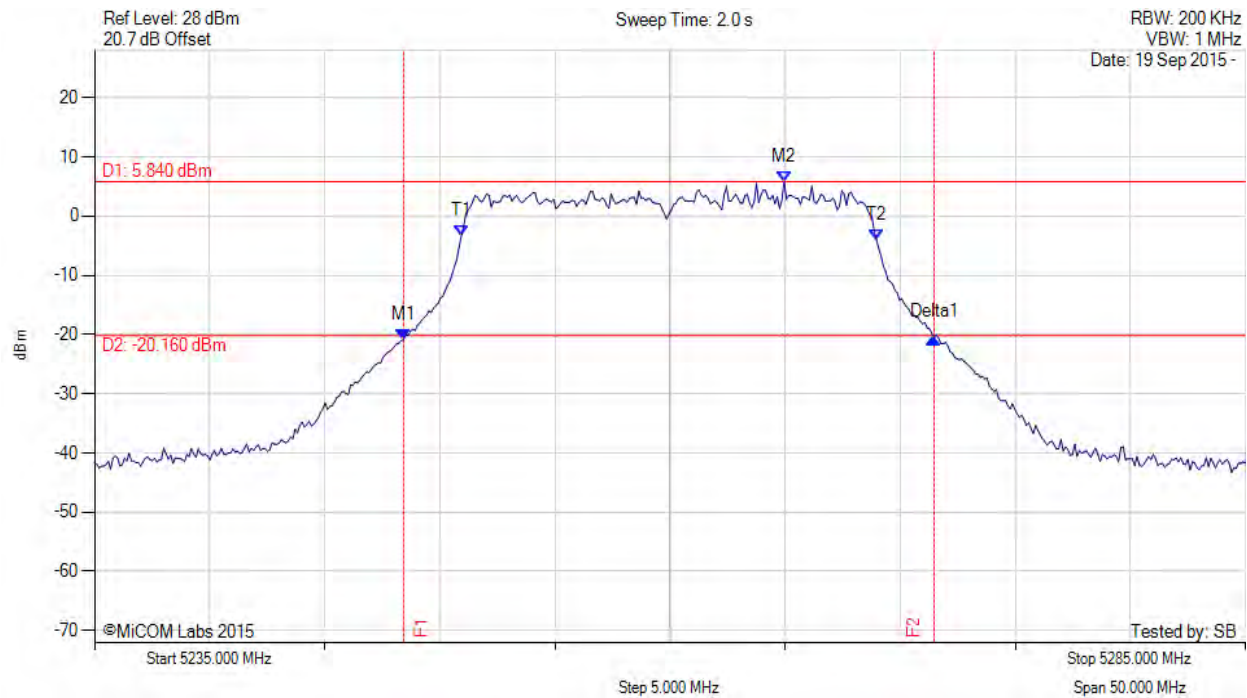


Title: Actiontec Electronics Inc WCB6240Q
To: FCC Part 15.407 + Industry Canada RSS-247 Issue 1
Serial #: ATEC09-U11a Conducted (DFS Bands) Rev A
Issue Date: 27th October 2015
Page: 69 of 266



26 dB & 99% BANDWIDTH

Variant: 802.11n HT-20, Channel: 5260.00 MHz, Chain b, Temp: Ambient, Voltage: 12 Vdc



Analyser Setup	Marker:Frequency:Amplitude	Test Results
Detector = MAX PEAK Sweep Count = 0 RF Atten (dB) = 20 Trace Mode = MAX HOLD	M1 : 5248.427 MHz : -20.883 dBm M2 : 5264.960 MHz : 5.840 dBm Delta1 : 23.046 MHz : 0.368 dB T1 : 5250.932 MHz : -3.405 dBm T2 : 5268.968 MHz : -4.011 dBm OBW : 18.036 MHz	Measured 26 dB Bandwidth: 23.046 MHz Measured 99% Bandwidth: 18.036 MHz

[back to matrix](#)

This test report may be reproduced in full only. The document may only be updated by MiCOM Labs personnel. All changes will be noted in the Document History section of the report.

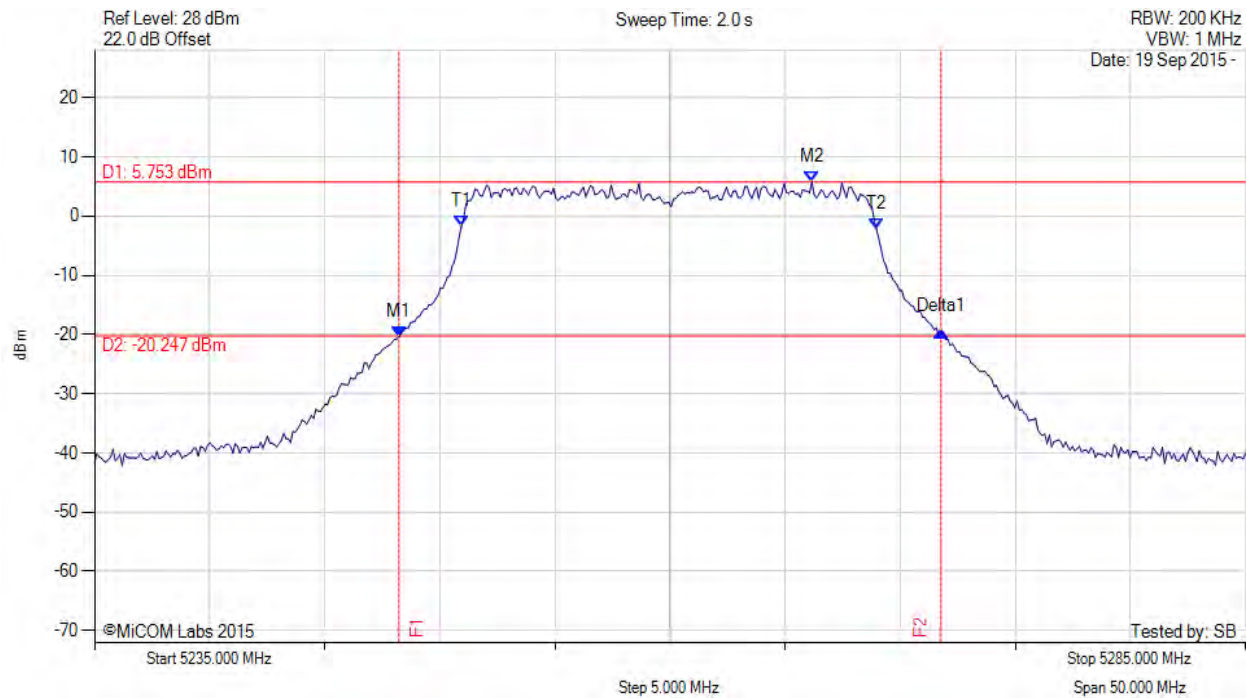


Title: Actiontec Electronics Inc WCB6240Q
To: FCC Part 15.407 + Industry Canada RSS-247 Issue 1
Serial #: ATEC09-U11a Conducted (DFS Bands) Rev A
Issue Date: 27th October 2015
Page: 70 of 266



26 dB & 99% BANDWIDTH

Variant: 802.11n HT-20, Channel: 5260.00 MHz, Chain c, Temp: Ambient, Voltage: 12 Vdc



Analyser Setup	Marker:Frequency:Amplitude	Test Results
Detector = MAX PEAK Sweep Count = 0 RF Atten (dB) = 20 Trace Mode = MAX HOLD	M1 : 5248.226 MHz : -20.375 dBm M2 : 5266.162 MHz : 5.753 dBm Delta1 : 23.547 MHz : 0.846 dB T1 : 5250.932 MHz : -1.758 dBm T2 : 5268.968 MHz : -2.193 dBm OBW : 18.036 MHz	Measured 26 dB Bandwidth: 23.547 MHz Measured 99% Bandwidth: 18.036 MHz

[back to matrix](#)

This test report may be reproduced in full only. The document may only be updated by MiCOM Labs personnel. All changes will be noted in the Document History section of the report.

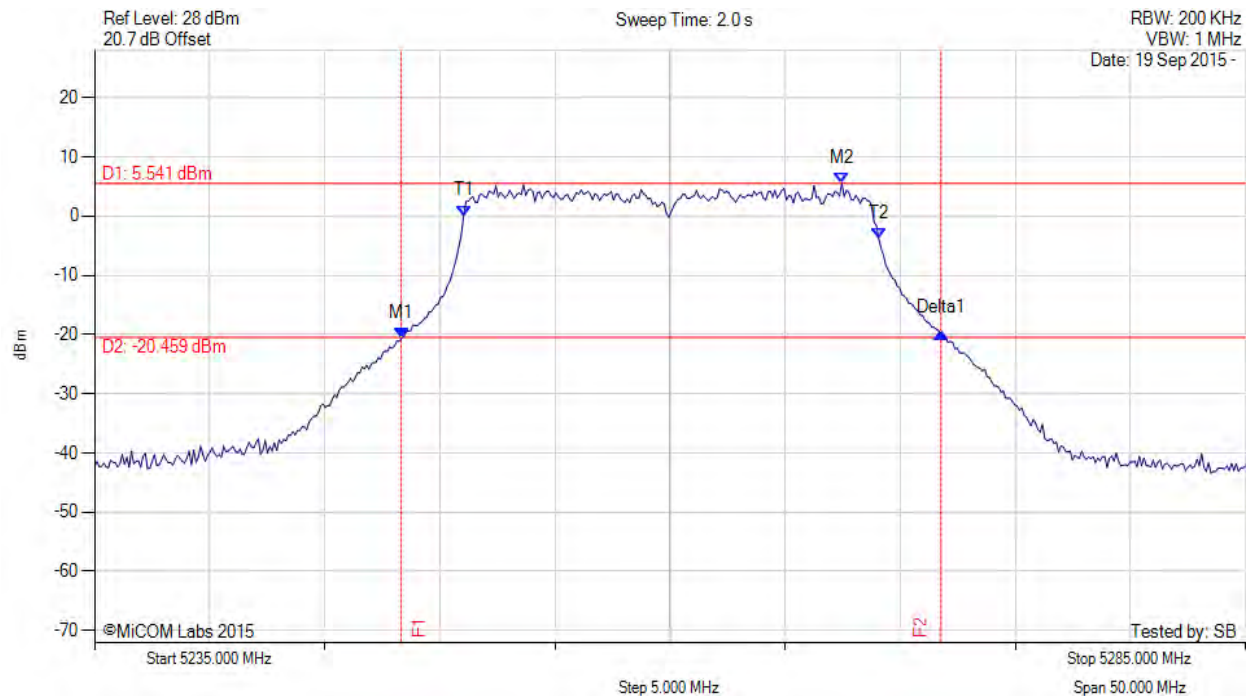


Title: Actiontec Electronics Inc WCB6240Q
To: FCC Part 15.407 + Industry Canada RSS-247 Issue 1
Serial #: ATEC09-U11a Conducted (DFS Bands) Rev A
Issue Date: 27th October 2015
Page: 71 of 266



26 dB & 99% BANDWIDTH

Variant: 802.11n HT-20, Channel: 5260.00 MHz, Chain d, Temp: Ambient, Voltage: 12 Vdc



Analyser Setup	Marker:Frequency:Amplitude	Test Results
Detector = MAX PEAK Sweep Count = 0 RF Atten (dB) = 20 Trace Mode = MAX HOLD	M1 : 5248.327 MHz : -20.710 dBm M2 : 5267.465 MHz : 5.541 dBm Delta1 : 23.447 MHz : 0.970 dB T1 : 5251.032 MHz : 0.038 dBm T2 : 5269.068 MHz : -3.757 dBm OBW : 18.036 MHz	Measured 26 dB Bandwidth: 23.447 MHz Measured 99% Bandwidth: 18.036 MHz

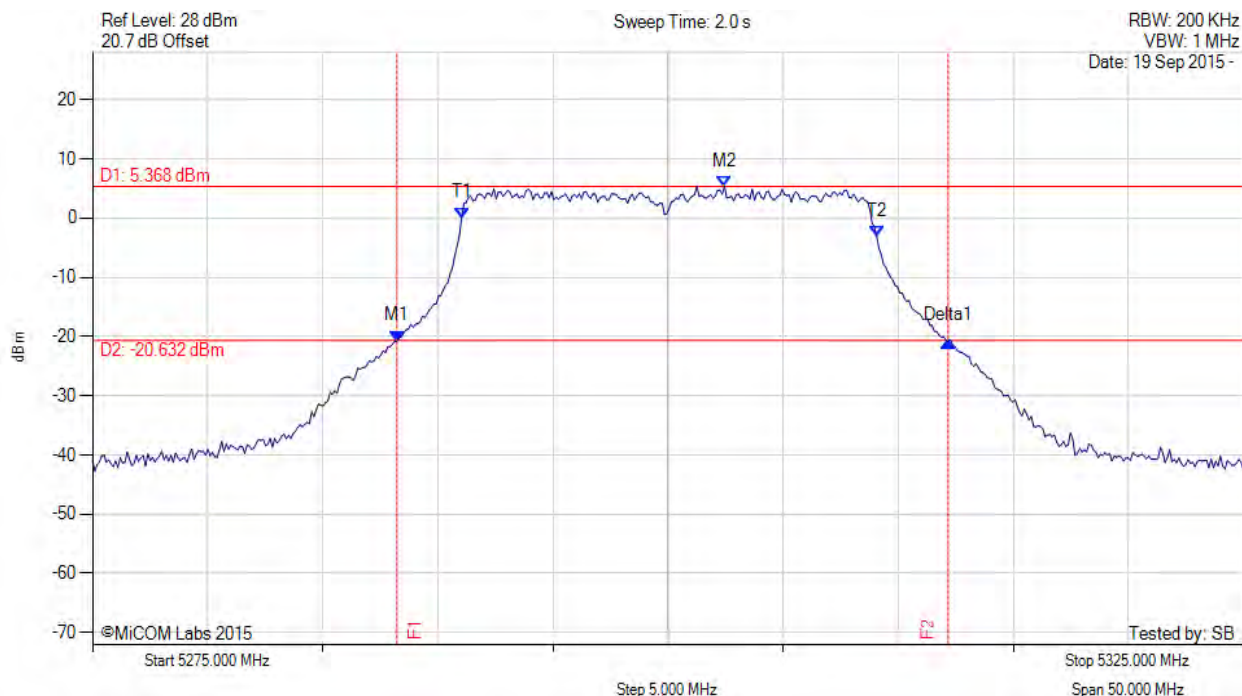
[back to matrix](#)

This test report may be reproduced in full only. The document may only be updated by MiCOM Labs personnel. All changes will be noted in the Document History section of the report.



26 dB & 99% BANDWIDTH

Variant: 802.11n HT-20, Channel: 5300.00 MHz, Chain a, Temp: Ambient, Voltage: 12 Vdc



Analyser Setup	Marker:Frequency:Amplitude	Test Results
Detector = MAX PEAK Sweep Count = 0 RF Atten (dB) = 20 Trace Mode = MAX HOLD	M1 : 5288.226 MHz : -20.763 dBm M2 : 5302.455 MHz : 5.368 dBm Delta1 : 23.948 MHz : 0.012 dB T1 : 5291.032 MHz : 0.056 dBm T2 : 5309.068 MHz : -3.118 dBm OBW : 18.036 MHz	Measured 26 dB Bandwidth: 23.948 MHz Measured 99% Bandwidth: 18.036 MHz

[back to matrix](#)

This test report may be reproduced in full only. The document may only be updated by MiCOM Labs personnel. All changes will be noted in the Document History section of the report.

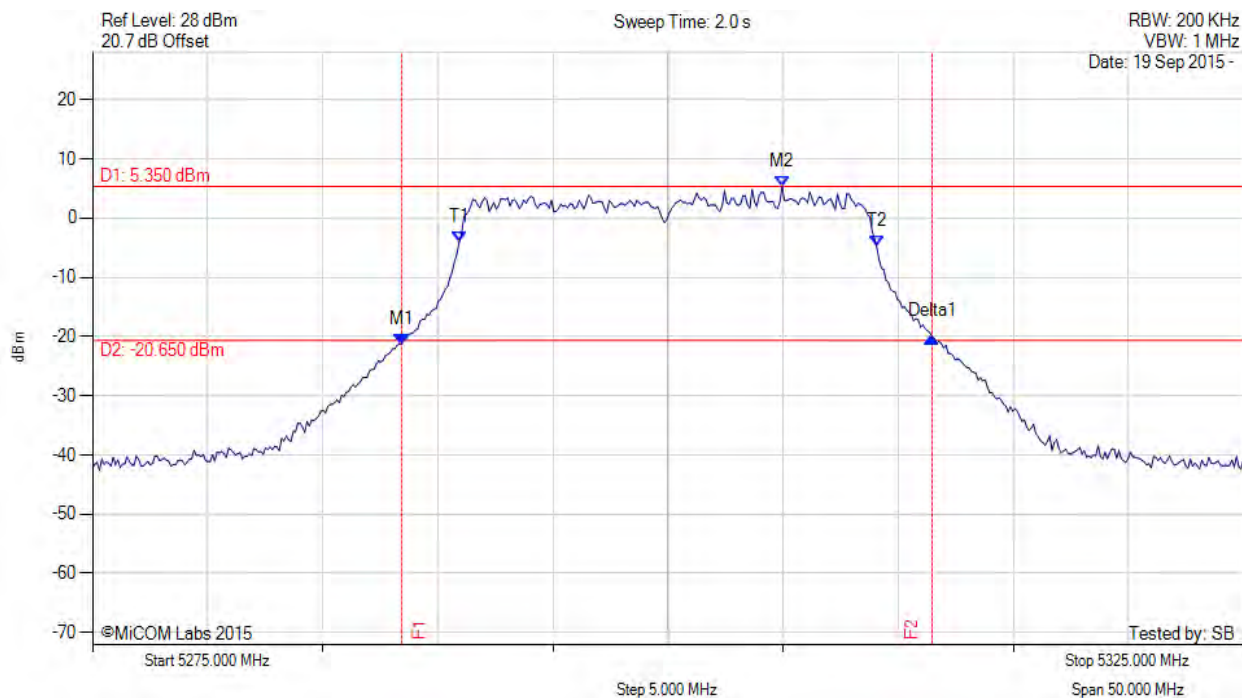


Title: Actiontec Electronics Inc WCB6240Q
To: FCC Part 15.407 + Industry Canada RSS-247 Issue 1
Serial #: ATEC09-U11a Conducted (DFS Bands) Rev A
Issue Date: 27th October 2015
Page: 73 of 266



26 dB & 99% BANDWIDTH

Variant: 802.11n HT-20, Channel: 5300.00 MHz, Chain b, Temp: Ambient, Voltage: 12 Vdc



Analyser Setup	Marker:Frequency:Amplitude	Test Results
Detector = MAX PEAK Sweep Count = 0 RF Atten (dB) = 20 Trace Mode = MAX HOLD	M1 : 5288.427 MHz : -21.276 dBm M2 : 5304.960 MHz : 5.350 dBm Delta1 : 23.046 MHz : 1.230 dB T1 : 5290.932 MHz : -4.019 dBm T2 : 5309.068 MHz : -4.845 dBm OBW : 18.136 MHz	Measured 26 dB Bandwidth: 23.046 MHz Measured 99% Bandwidth: 18.136 MHz

[back to matrix](#)

This test report may be reproduced in full only. The document may only be updated by MiCOM Labs personnel. All changes will be noted in the Document History section of the report.

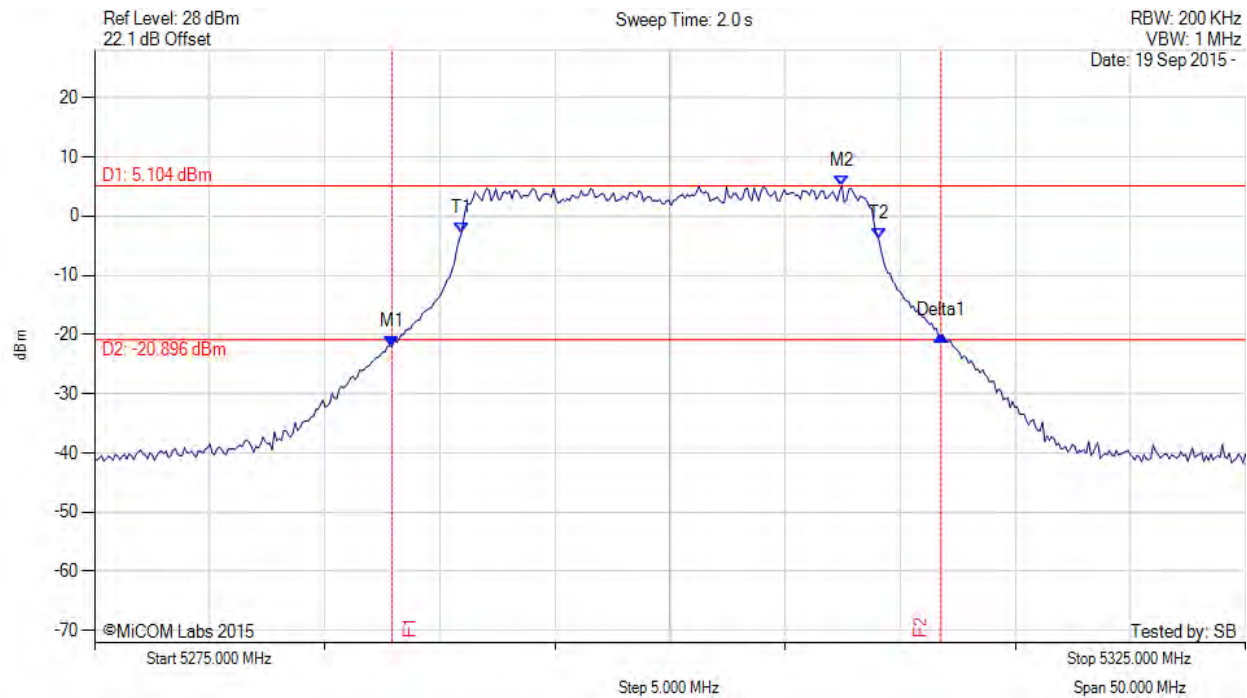


Title: Actiontec Electronics Inc WCB6240Q
To: FCC Part 15.407 + Industry Canada RSS-247 Issue 1
Serial #: ATEC09-U11a Conducted (DFS Bands) Rev A
Issue Date: 27th October 2015
Page: 74 of 266



26 dB & 99% BANDWIDTH

Variant: 802.11n HT-20, Channel: 5300.00 MHz, Chain c, Temp: Ambient, Voltage: 12 Vdc



Analyser Setup	Marker:Frequency:Amplitude	Test Results
Detector = MAX PEAK Sweep Count = 0 RF Atten (dB) = 20 Trace Mode = MAX HOLD	M1 : 5287.926 MHz : -21.957 dBm M2 : 5307.465 MHz : 5.104 dBm Delta1 : 23.848 MHz : 1.759 dB T1 : 5290.932 MHz : -2.941 dBm T2 : 5309.068 MHz : -3.897 dBm OBW : 18.136 MHz	Measured 26 dB Bandwidth: 23.848 MHz Measured 99% Bandwidth: 18.136 MHz

[back to matrix](#)

This test report may be reproduced in full only. The document may only be updated by MiCOM Labs personnel. All changes will be noted in the Document History section of the report.

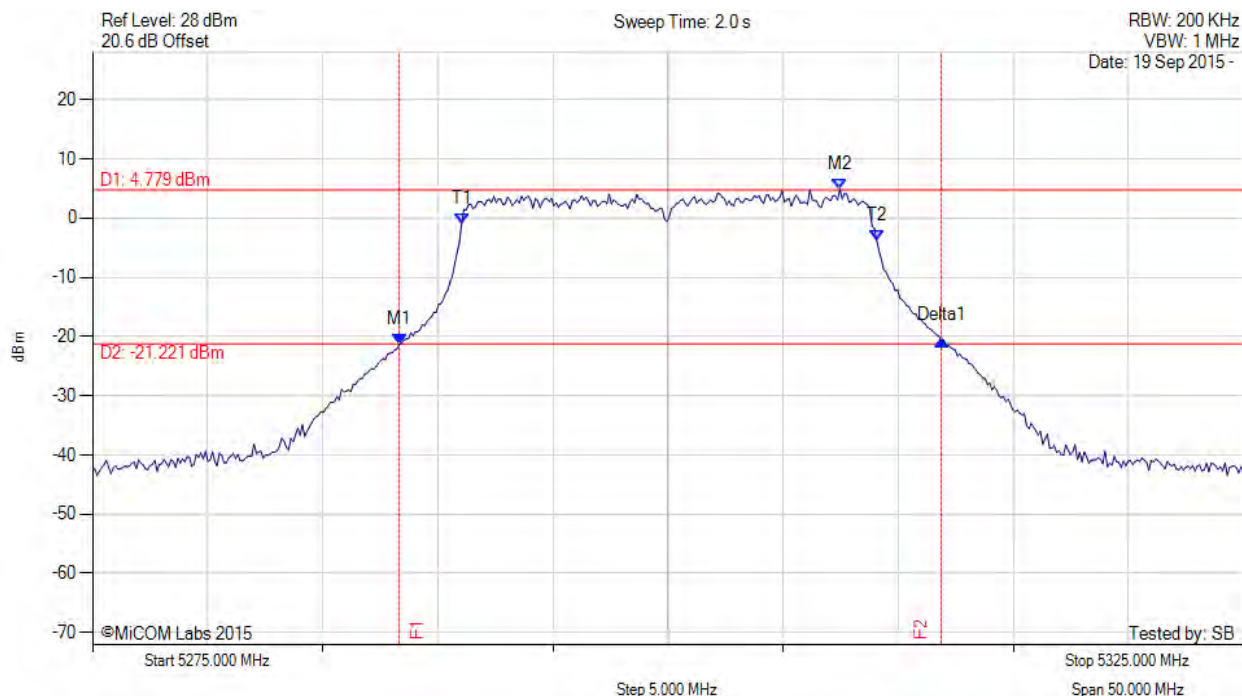


Title: Actiontec Electronics Inc WCB6240Q
To: FCC Part 15.407 + Industry Canada RSS-247 Issue 1
Serial #: ATEC09-U11a Conducted (DFS Bands) Rev A
Issue Date: 27th October 2015
Page: 75 of 266



26 dB & 99% BANDWIDTH

Variant: 802.11n HT-20, Channel: 5300.00 MHz, Chain d, Temp: Ambient, Voltage: 12 Vdc



Analyser Setup	Marker:Frequency:Amplitude	Test Results
Detector = MAX PEAK Sweep Count = 0 RF Atten (dB) = 20 Trace Mode = MAX HOLD	M1 : 5288.327 MHz : -21.359 dBm M2 : 5307.465 MHz : 4.779 dBm Delta1 : 23.547 MHz : 0.655 dB T1 : 5291.032 MHz : -1.024 dBm T2 : 5309.068 MHz : -3.765 dBm OBW : 18.036 MHz	Measured 26 dB Bandwidth: 23.547 MHz Measured 99% Bandwidth: 18.036 MHz

[back to matrix](#)

This test report may be reproduced in full only. The document may only be updated by MiCOM Labs personnel. All changes will be noted in the Document History section of the report.

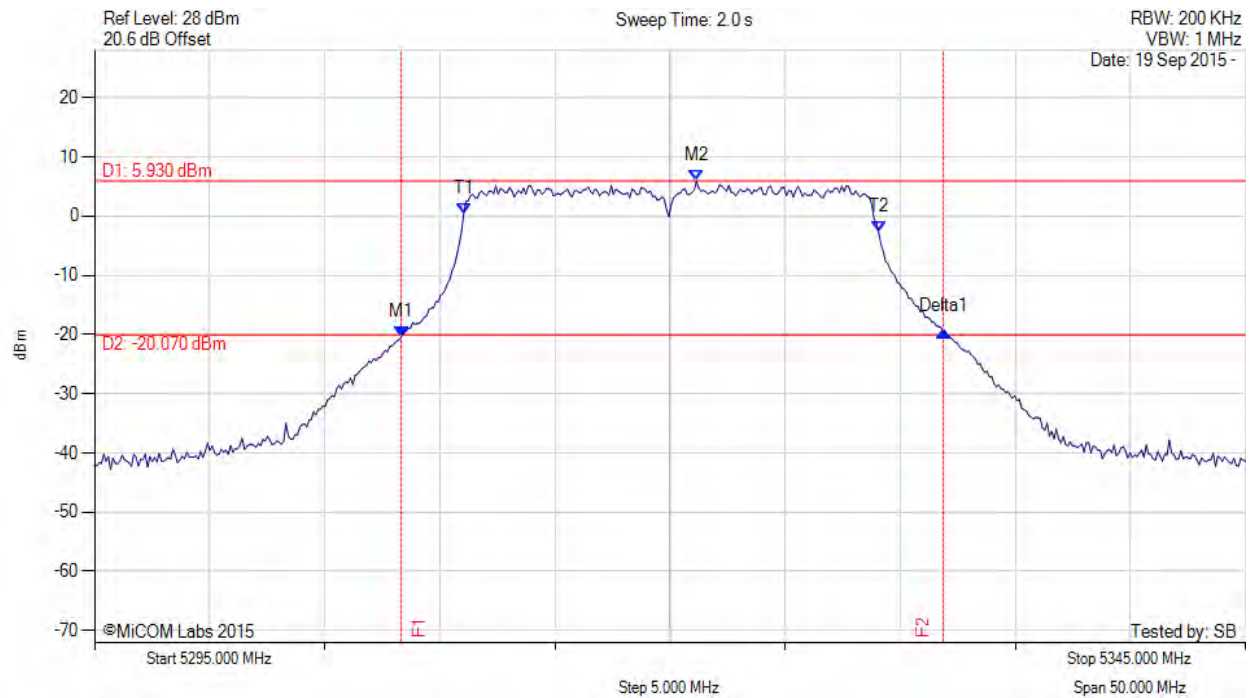


Title: Actiontec Electronics Inc WCB6240Q
To: FCC Part 15.407 + Industry Canada RSS-247 Issue 1
Serial #: ATEC09-U11a Conducted (DFS Bands) Rev A
Issue Date: 27th October 2015
Page: 76 of 266



26 dB & 99% BANDWIDTH

Variant: 802.11n HT-20, Channel: 5320.00 MHz, Chain a, Temp: Ambient, Voltage: 12 Vdc



Analyser Setup	Marker:Frequency:Amplitude	Test Results
Detector = MAX PEAK Sweep Count = 0 RF Atten (dB) = 20 Trace Mode = MAX HOLD	M1 : 5308.327 MHz : -20.385 dBm M2 : 5321.152 MHz : 5.930 dBm Delta1 : 23.547 MHz : 0.899 dB T1 : 5311.032 MHz : 0.315 dBm T2 : 5329.068 MHz : -2.714 dBm OBW : 18.036 MHz	Measured 26 dB Bandwidth: 23.547 MHz Measured 99% Bandwidth: 18.036 MHz

[back to matrix](#)

This test report may be reproduced in full only. The document may only be updated by MiCOM Labs personnel. All changes will be noted in the Document History section of the report.

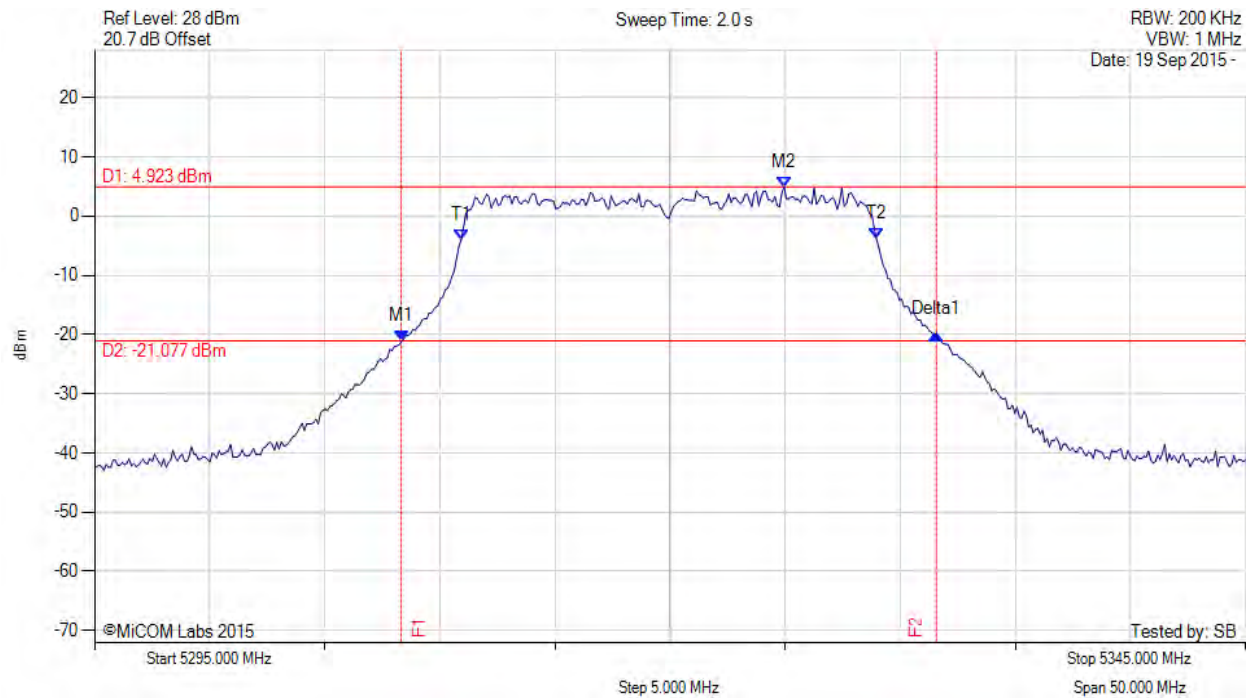


Title: Actiontec Electronics Inc WCB6240Q
To: FCC Part 15.407 + Industry Canada RSS-247 Issue 1
Serial #: ATEC09-U11a Conducted (DFS Bands) Rev A
Issue Date: 27th October 2015
Page: 77 of 266



26 dB & 99% BANDWIDTH

Variant: 802.11n HT-20, Channel: 5320.00 MHz, Chain b, Temp: Ambient, Voltage: 12 Vdc



Analyser Setup	Marker:Frequency:Amplitude	Test Results
Detector = MAX PEAK Sweep Count = 0 RF Atten (dB) = 20 Trace Mode = MAX HOLD	M1 : 5308.327 MHz : -21.202 dBm M2 : 5324.960 MHz : 4.923 dBm Delta1 : 23.246 MHz : 1.352 dB T1 : 5310.932 MHz : -3.956 dBm T2 : 5328.968 MHz : -3.840 dBm OBW : 18.036 MHz	Measured 26 dB Bandwidth: 23.246 MHz Measured 99% Bandwidth: 18.036 MHz

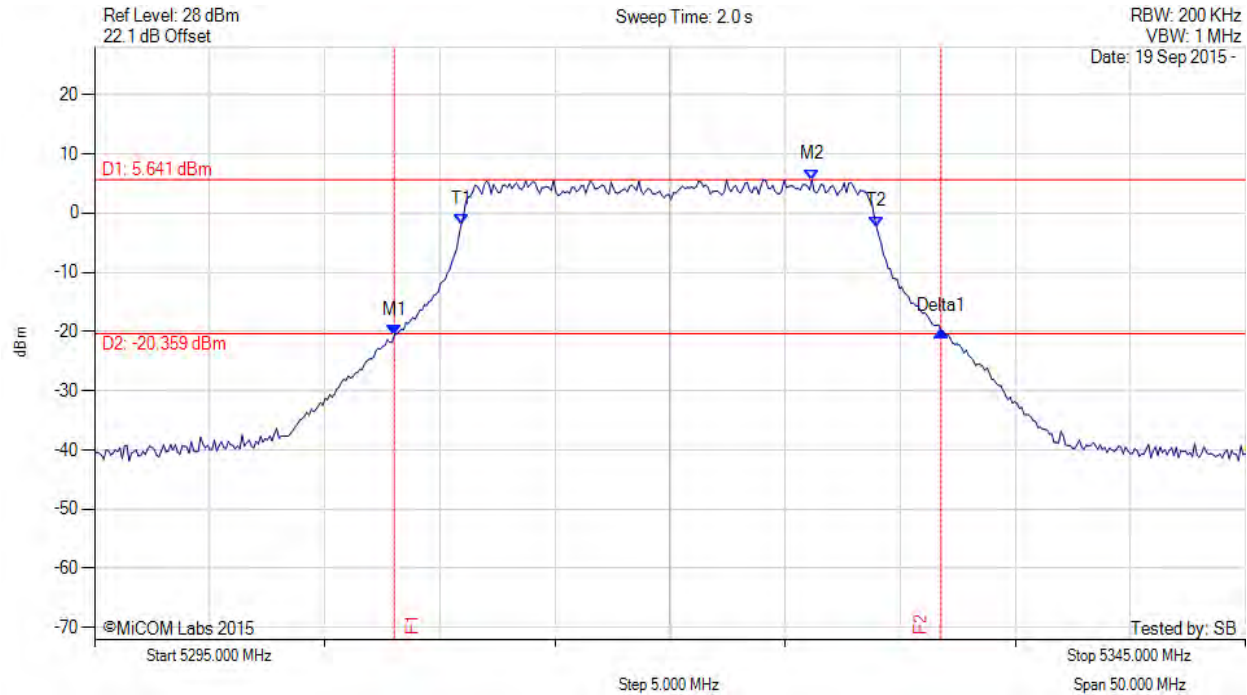
[back to matrix](#)

This test report may be reproduced in full only. The document may only be updated by MiCOM Labs personnel. All changes will be noted in the Document History section of the report.



26 dB & 99% BANDWIDTH

Variant: 802.11n HT-20, Channel: 5320.00 MHz, Chain c, Temp: Ambient, Voltage: 12 Vdc



Analyser Setup	Marker:Frequency:Amplitude	Test Results
Detector = MAX PEAK Sweep Count = 0 RF Atten (dB) = 20 Trace Mode = MAX HOLD	M1 : 5308.026 MHz : -20.568 dBm M2 : 5326.162 MHz : 5.641 dBm Delta1 : 23.747 MHz : 0.610 dB T1 : 5310.932 MHz : -1.894 dBm T2 : 5328.968 MHz : -2.293 dBm OBW : 18.036 MHz	Measured 26 dB Bandwidth: 23.747 MHz Measured 99% Bandwidth: 18.036 MHz

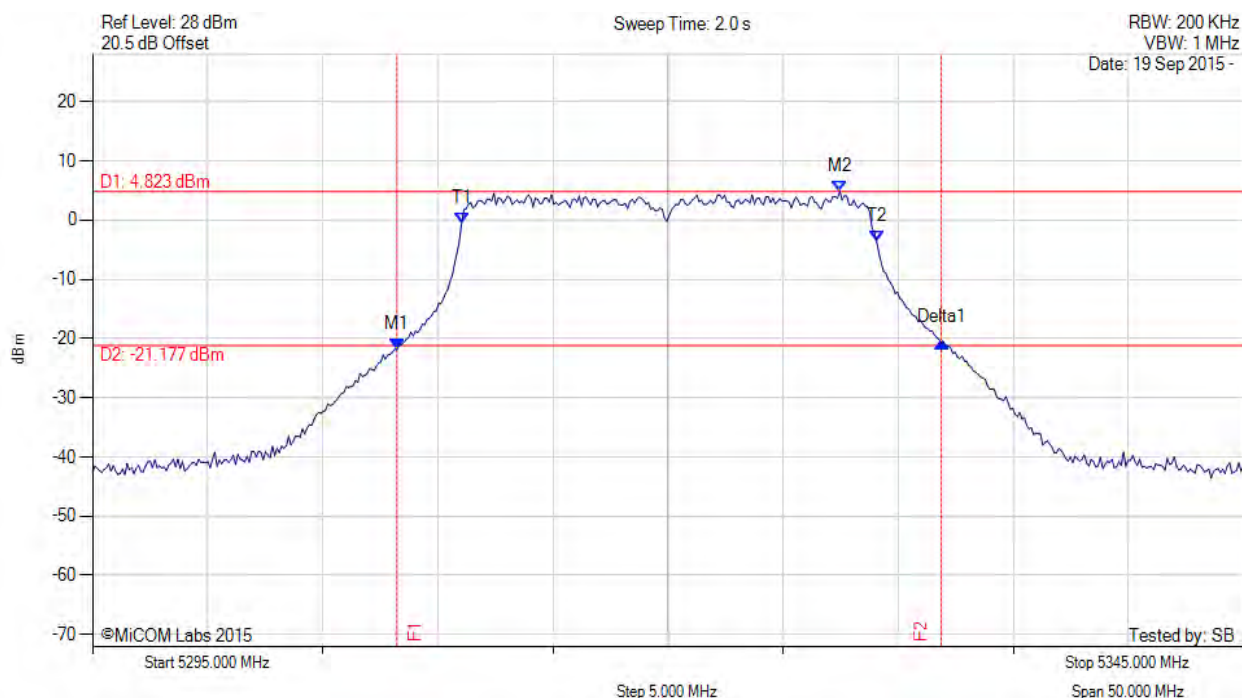
[back to matrix](#)

This test report may be reproduced in full only. The document may only be updated by MiCOM Labs personnel. All changes will be noted in the Document History section of the report.



26 dB & 99% BANDWIDTH

Variant: 802.11n HT-20, Channel: 5320.00 MHz, Chain d, Temp: Ambient, Voltage: 12 Vdc



Analyser Setup	Marker:Frequency:Amplitude	Test Results
Detector = MAX PEAK Sweep Count = 0 RF Atten (dB) = 20 Trace Mode = MAX HOLD	M1 : 5308.226 MHz : -21.865 dBm M2 : 5327.465 MHz : 4.823 dBm Delta1 : 23.647 MHz : 1.153 dB T1 : 5311.032 MHz : -0.535 dBm T2 : 5329.068 MHz : -3.663 dBm OBW : 18.036 MHz	Measured 26 dB Bandwidth: 23.647 MHz Measured 99% Bandwidth: 18.036 MHz

[back to matrix](#)

This test report may be reproduced in full only. The document may only be updated by MiCOM Labs personnel. All changes will be noted in the Document History section of the report.

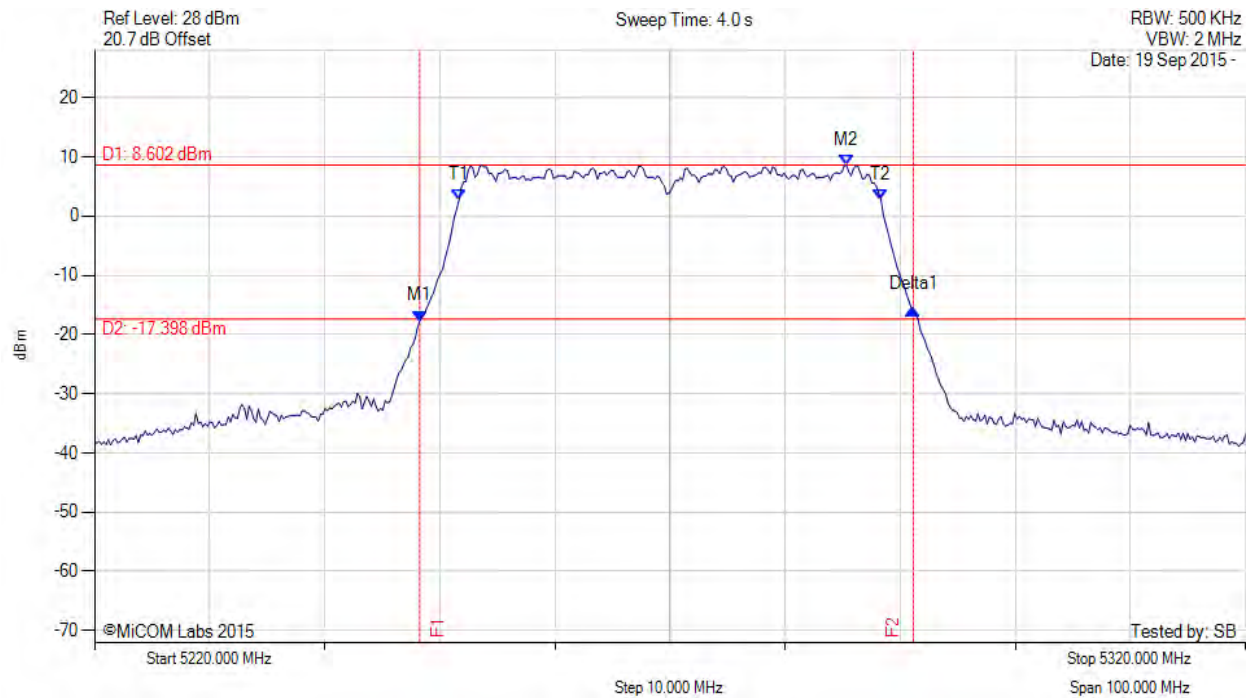


Title: Actiontec Electronics Inc WCB6240Q
To: FCC Part 15.407 + Industry Canada RSS-247 Issue 1
Serial #: ATEC09-U11a Conducted (DFS Bands) Rev A
Issue Date: 27th October 2015
Page: 80 of 266



26 dB & 99% BANDWIDTH

Variant: 802.11n HT-40, Channel: 5270.00 MHz, Chain a, Temp: Ambient, Voltage: 12 Vdc



Analyser Setup	Marker:Frequency:Amplitude	Test Results
Detector = MAX PEAK Sweep Count = 0 RF Atten (dB) = 20 Trace Mode = MAX HOLD	M1 : 5248.257 MHz : -17.708 dBm M2 : 5285.331 MHz : 8.602 dBm Delta1 : 42.886 MHz : 1.973 dB T1 : 5251.663 MHz : 2.678 dBm T2 : 5288.337 MHz : 2.725 dBm OBW : 36.673 MHz	Measured 26 dB Bandwidth: 42.886 MHz Measured 99% Bandwidth: 36.673 MHz

[back to matrix](#)

This test report may be reproduced in full only. The document may only be updated by MiCOM Labs personnel. All changes will be noted in the Document History section of the report.

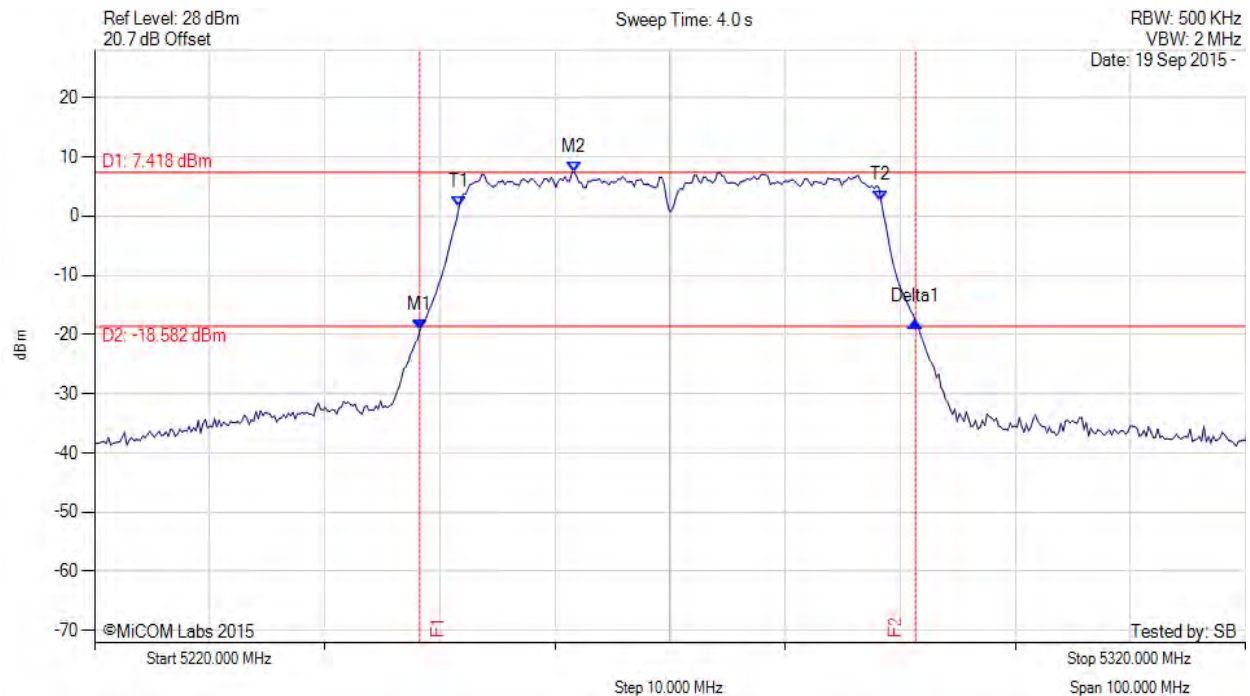


Title: Actiontec Electronics Inc WCB6240Q
To: FCC Part 15.407 + Industry Canada RSS-247 Issue 1
Serial #: ATEC09-U11a Conducted (DFS Bands) Rev A
Issue Date: 27th October 2015
Page: 81 of 266

26 dB & 99% BANDWIDTH



Variant: 802.11n HT-40, Channel: 5270.00 MHz, Chain b, Temp: Ambient, Voltage: 12 Vdc



Analyser Setup	Marker:Frequency:Amplitude	Test Results
Detector = MAX PEAK Sweep Count = 0 RF Atten (dB) = 20 Trace Mode = MAX HOLD	M1 : 5248.257 MHz : -19.258 dBm M2 : 5261.683 MHz : 7.418 dBm Delta1 : 43.086 MHz : 1.357 dB T1 : 5251.663 MHz : 1.537 dBm T2 : 5288.337 MHz : 2.617 dBm OBW : 36.673 MHz	Measured 26 dB Bandwidth: 43.086 MHz Measured 99% Bandwidth: 36.673 MHz

[back to matrix](#)

This test report may be reproduced in full only. The document may only be updated by MiCOM Labs personnel. All changes will be noted in the Document History section of the report.

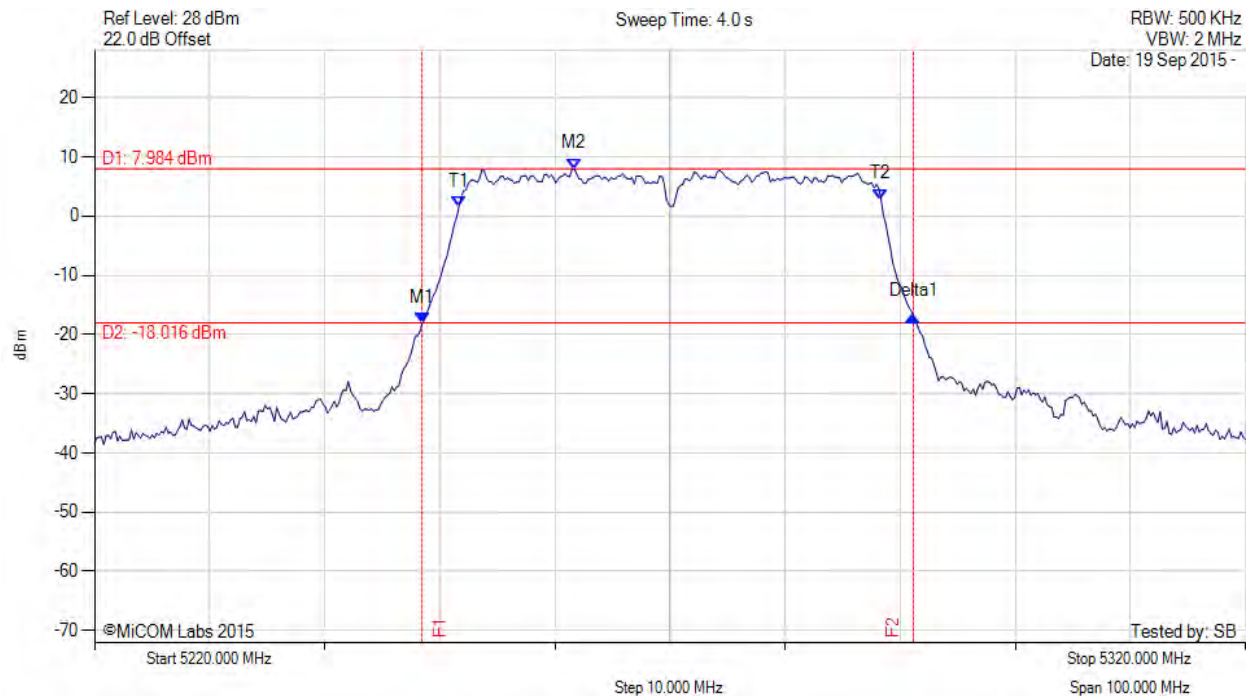


Title: Actiontec Electronics Inc WCB6240Q
To: FCC Part 15.407 + Industry Canada RSS-247 Issue 1
Serial #: ATEC09-U11a Conducted (DFS Bands) Rev A
Issue Date: 27th October 2015
Page: 82 of 266

26 dB & 99% BANDWIDTH



Variant: 802.11n HT-40, Channel: 5270.00 MHz, Chain c, Temp: Ambient, Voltage: 12 Vdc



Analyser Setup	Marker:Frequency:Amplitude	Test Results
Detector = MAX PEAK Sweep Count = 0 RF Atten (dB) = 20 Trace Mode = MAX HOLD	M1 : 5248.457 MHz : -18.148 dBm M2 : 5261.683 MHz : 7.984 dBm Delta1 : 42.685 MHz : 1.320 dB T1 : 5251.663 MHz : 1.647 dBm T2 : 5288.337 MHz : 2.834 dBm OBW : 36.673 MHz	Measured 26 dB Bandwidth: 42.685 MHz Measured 99% Bandwidth: 36.673 MHz

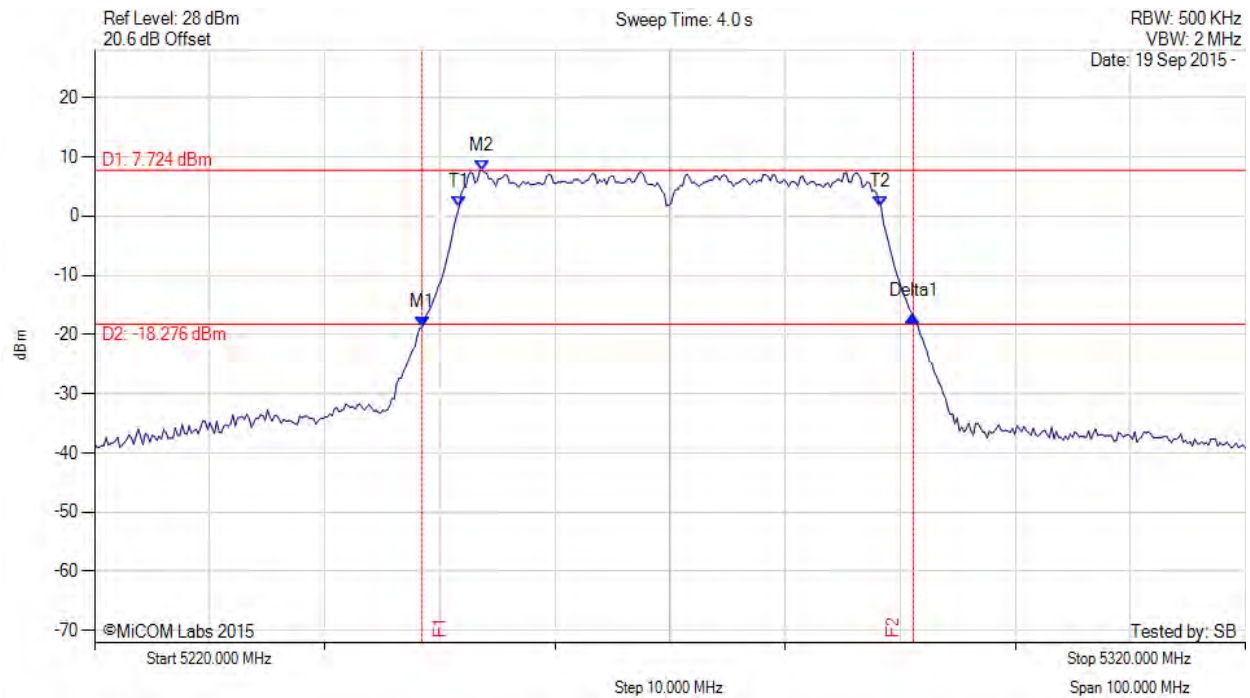
[back to matrix](#)

This test report may be reproduced in full only. The document may only be updated by MiCOM Labs personnel. All changes will be noted in the Document History section of the report.



26 dB & 99% BANDWIDTH

Variant: 802.11n HT-40, Channel: 5270.00 MHz, Chain d, Temp: Ambient, Voltage: 12 Vdc



Analyser Setup	Marker:Frequency:Amplitude	Test Results
Detector = MAX PEAK Sweep Count = 0 RF Atten (dB) = 20 Trace Mode = MAX HOLD	M1 : 5248.457 MHz : -18.778 dBm M2 : 5253.667 MHz : 7.724 dBm Delta1 : 42.685 MHz : 1.867 dB T1 : 5251.663 MHz : 1.521 dBm T2 : 5288.337 MHz : 1.586 dBm OBW : 36.673 MHz	Measured 26 dB Bandwidth: 42.685 MHz Measured 99% Bandwidth: 36.673 MHz

[back to matrix](#)

This test report may be reproduced in full only. The document may only be updated by MiCOM Labs personnel. All changes will be noted in the Document History section of the report.

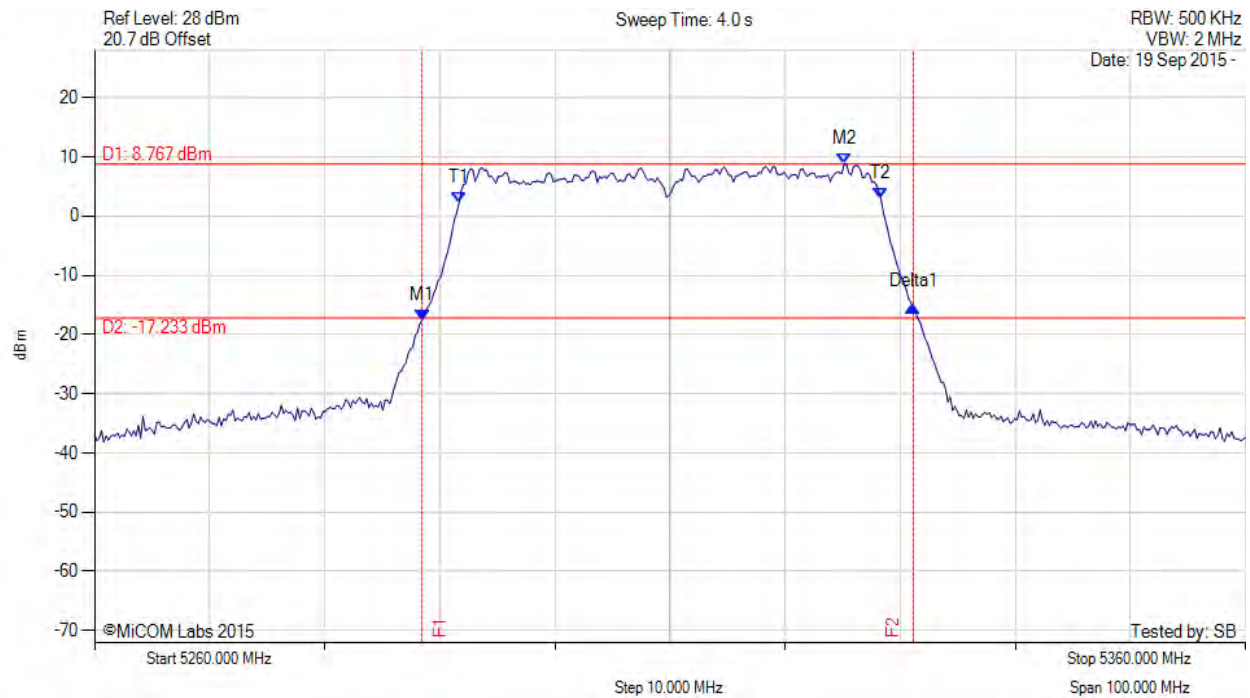


Title: Actiontec Electronics Inc WCB6240Q
To: FCC Part 15.407 + Industry Canada RSS-247 Issue 1
Serial #: ATEC09-U11a Conducted (DFS Bands) Rev A
Issue Date: 27th October 2015
Page: 84 of 266



26 dB & 99% BANDWIDTH

Variant: 802.11n HT-40, Channel: 5310.00 MHz, Chain a, Temp: Ambient, Voltage: 12 Vdc



Analyser Setup	Marker:Frequency:Amplitude	Test Results
Detector = MAX PEAK Sweep Count = 0 RF Atten (dB) = 20 Trace Mode = MAX HOLD	M1 : 5288.457 MHz : -17.503 dBm M2 : 5325.130 MHz : 8.767 dBm Delta1 : 42.685 MHz : 2.154 dB T1 : 5291.663 MHz : 2.214 dBm T2 : 5328.337 MHz : 2.922 dBm OBW : 36.673 MHz	Measured 26 dB Bandwidth: 42.685 MHz Measured 99% Bandwidth: 36.673 MHz

[back to matrix](#)

This test report may be reproduced in full only. The document may only be updated by MiCOM Labs personnel. All changes will be noted in the Document History section of the report.

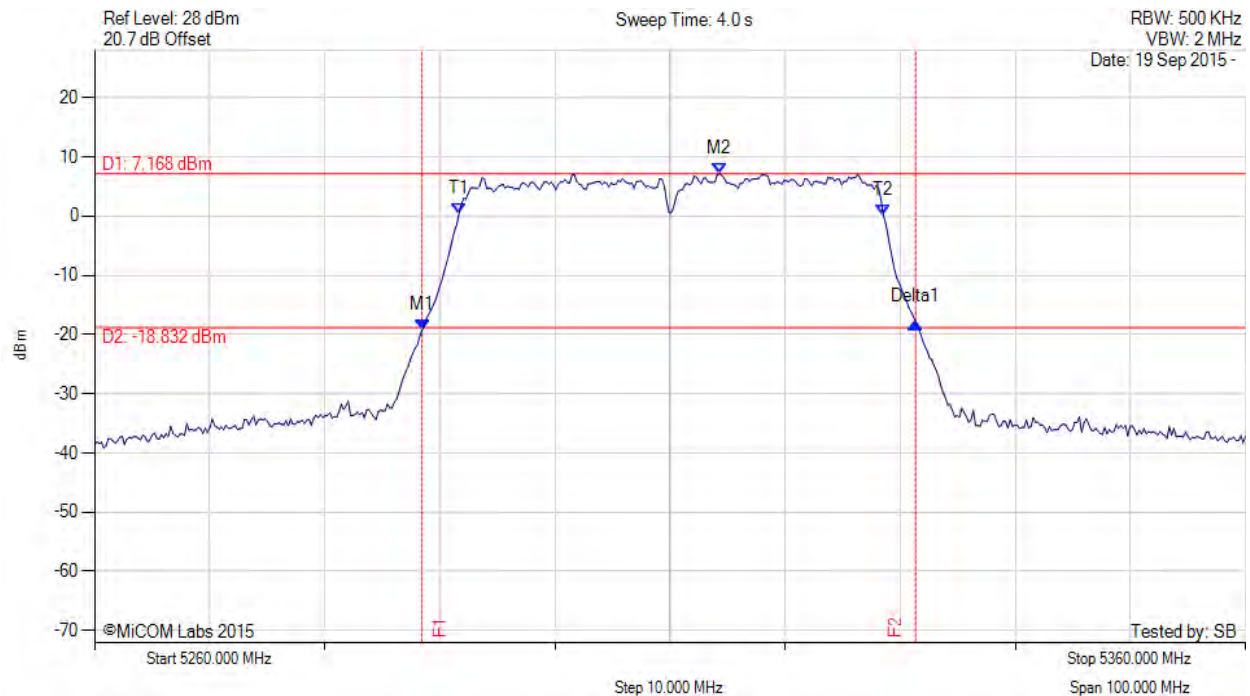


Title: Actiontec Electronics Inc WCB6240Q
To: FCC Part 15.407 + Industry Canada RSS-247 Issue 1
Serial #: ATEC09-U11a Conducted (DFS Bands) Rev A
Issue Date: 27th October 2015
Page: 85 of 266



26 dB & 99% BANDWIDTH

Variant: 802.11n HT-40, Channel: 5310.00 MHz, Chain b, Temp: Ambient, Voltage: 12 Vdc



Analyser Setup	Marker:Frequency:Amplitude	Test Results
Detector = MAX PEAK Sweep Count = 0 RF Atten (dB) = 20 Trace Mode = MAX HOLD	M1 : 5288.457 MHz : -19.201 dBm M2 : 5314.309 MHz : 7.168 dBm Delta1 : 42.886 MHz : 1.257 dB T1 : 5291.663 MHz : 0.473 dBm T2 : 5328.537 MHz : 0.103 dBm OBW : 36.874 MHz	Measured 26 dB Bandwidth: 42.886 MHz Measured 99% Bandwidth: 36.874 MHz

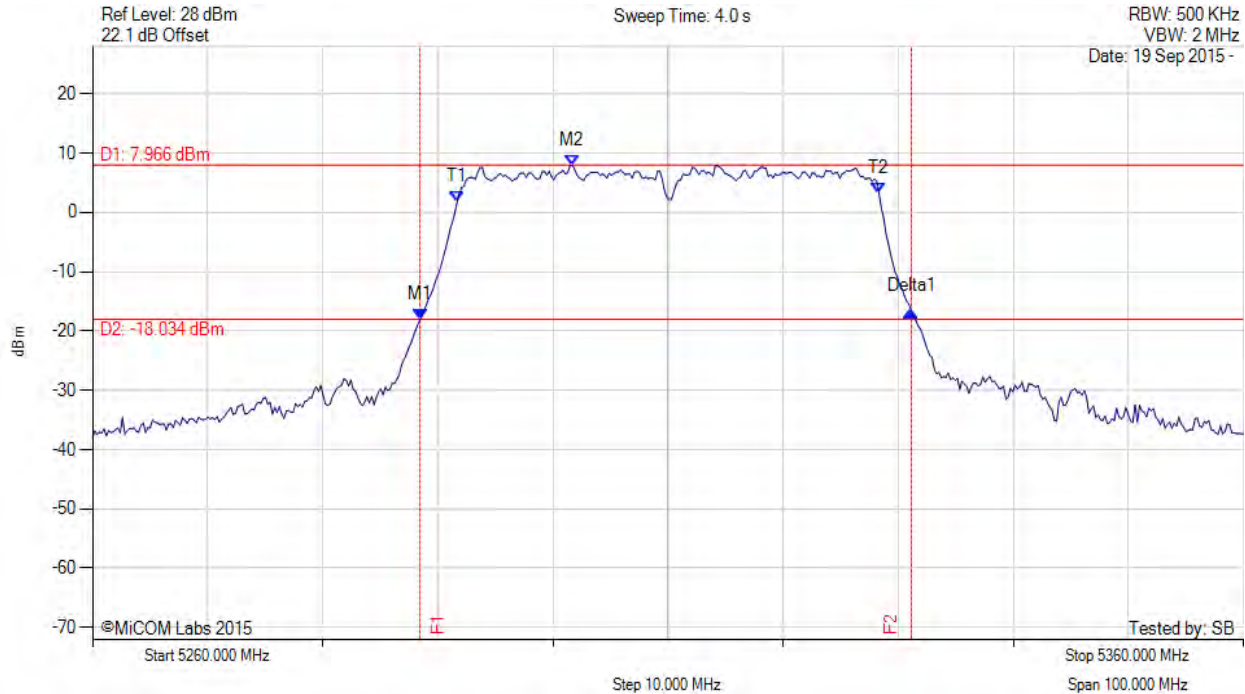
[back to matrix](#)

This test report may be reproduced in full only. The document may only be updated by MiCOM Labs personnel. All changes will be noted in the Document History section of the report.



26 dB & 99% BANDWIDTH

Variant: 802.11n HT-40, Channel: 5310.00 MHz, Chain c, Temp: Ambient, Voltage: 12 Vdc



Analyser Setup	Marker:Frequency:Amplitude	Test Results
Detector = MAX PEAK Sweep Count = 0 RF Atten (dB) = 20 Trace Mode = MAX HOLD	M1 : 5288.457 MHz : -18.091 dBm M2 : 5301.683 MHz : 7.966 dBm Delta1 : 42.685 MHz : 1.448 dB T1 : 5291.663 MHz : 1.698 dBm T2 : 5328.337 MHz : 3.137 dBm OBW : 36.673 MHz	Measured 26 dB Bandwidth: 42.685 MHz Measured 99% Bandwidth: 36.673 MHz

[back to matrix](#)

This test report may be reproduced in full only. The document may only be updated by MiCOM Labs personnel. All changes will be noted in the Document History section of the report.

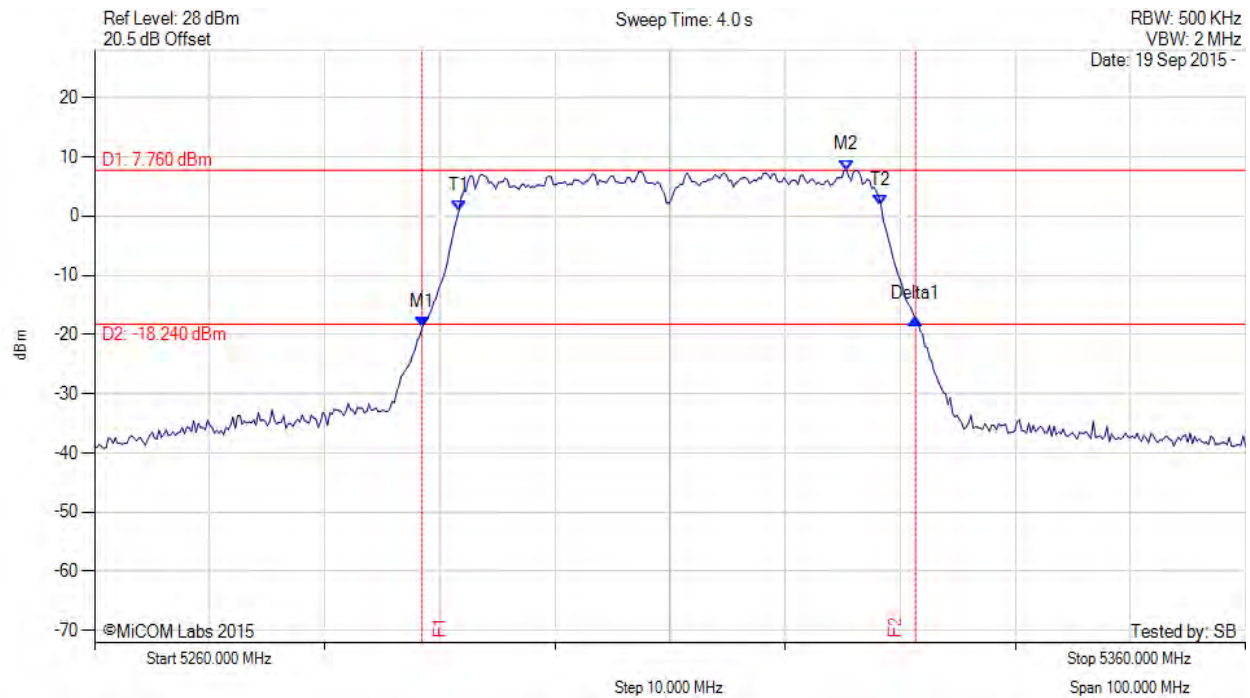


Title: Actiontec Electronics Inc WCB6240Q
To: FCC Part 15.407 + Industry Canada RSS-247 Issue 1
Serial #: ATEC09-U11a Conducted (DFS Bands) Rev A
Issue Date: 27th October 2015
Page: 87 of 266



26 dB & 99% BANDWIDTH

Variant: 802.11n HT-40, Channel: 5310.00 MHz, Chain d, Temp: Ambient, Voltage: 12 Vdc



Analyser Setup	Marker:Frequency:Amplitude	Test Results
Detector = MAX PEAK Sweep Count = 0 RF Atten (dB) = 20 Trace Mode = MAX HOLD	M1 : 5288.457 MHz : -18.849 dBm M2 : 5325.331 MHz : 7.760 dBm Delta1 : 42.886 MHz : 1.548 dB T1 : 5291.663 MHz : 0.941 dBm T2 : 5328.337 MHz : 1.856 dBm OBW : 36.673 MHz	Measured 26 dB Bandwidth: 42.886 MHz Measured 99% Bandwidth: 36.673 MHz

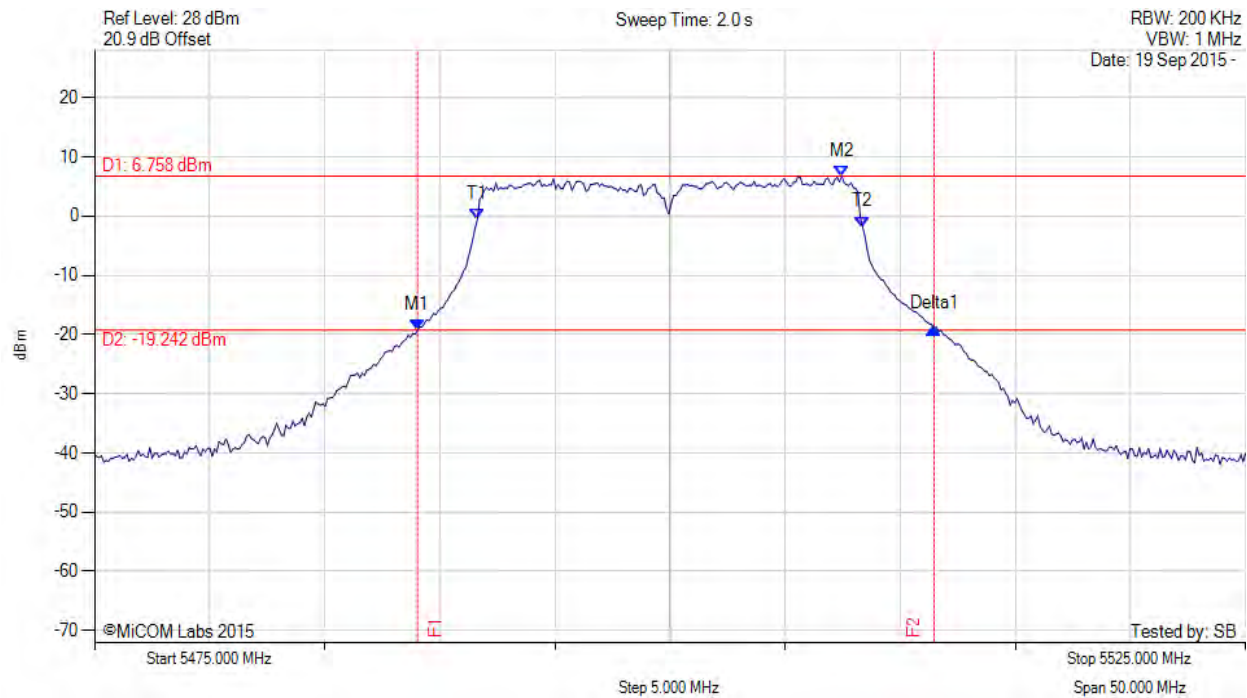
[back to matrix](#)

This test report may be reproduced in full only. The document may only be updated by MiCOM Labs personnel. All changes will be noted in the Document History section of the report.



26 dB & 99% BANDWIDTH

Variant: 802.11a, Channel: 5500.00 MHz, Chain a, Temp: Ambient, Voltage: 12 Vdc



Analyser Setup	Marker:Frequency:Amplitude	Test Results
Detector = MAX PEAK Sweep Count = 0 RF Atten (dB) = 20 Trace Mode = MAX HOLD	M1 : 5489.028 MHz : -19.299 dBm M2 : 5507.465 MHz : 6.758 dBm Delta1 : 22.445 MHz : 0.321 dB T1 : 5491.633 MHz : -0.574 dBm T2 : 5508.367 MHz : -1.819 dBm OBW : 16.733 MHz	Measured 26 dB Bandwidth: 22.445 MHz Measured 99% Bandwidth: 16.733 MHz

[back to matrix](#)

This test report may be reproduced in full only. The document may only be updated by MiCOM Labs personnel. All changes will be noted in the Document History section of the report.

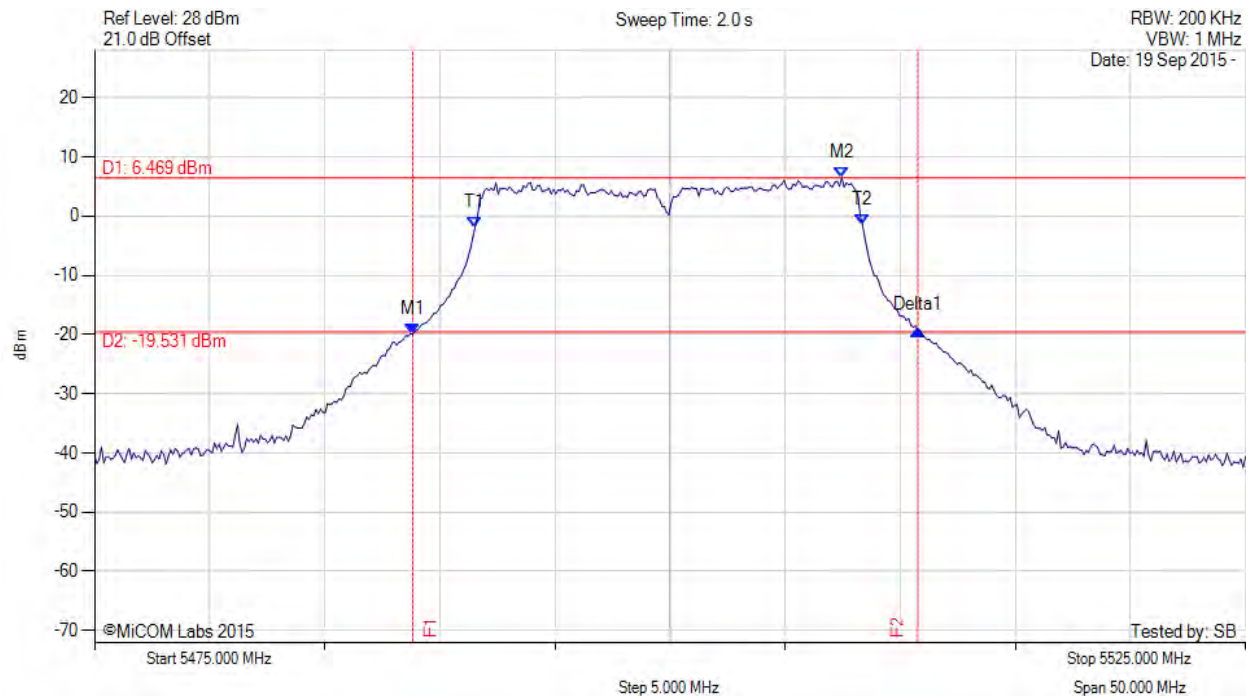


Title: Actiontec Electronics Inc WCB6240Q
To: FCC Part 15.407 + Industry Canada RSS-247 Issue 1
Serial #: ATEC09-U11a Conducted (DFS Bands) Rev A
Issue Date: 27th October 2015
Page: 89 of 266



26 dB & 99% BANDWIDTH

Variant: 802.11a, Channel: 5500.00 MHz, Chain b, Temp: Ambient, Voltage: 12 Vdc



Analyser Setup	Marker:Frequency:Amplitude	Test Results
Detector = MAX PEAK Sweep Count = 0 RF Atten (dB) = 20 Trace Mode = MAX HOLD	M1 : 5488.828 MHz : -19.852 dBm M2 : 5507.465 MHz : 6.469 dBm Delta1 : 21.944 MHz : 0.651 dB T1 : 5491.533 MHz : -1.900 dBm T2 : 5508.367 MHz : -1.542 dBm OBW : 16.834 MHz	Measured 26 dB Bandwidth: 21.944 MHz Measured 99% Bandwidth: 16.834 MHz

[back to matrix](#)

This test report may be reproduced in full only. The document may only be updated by MiCOM Labs personnel. All changes will be noted in the Document History section of the report.

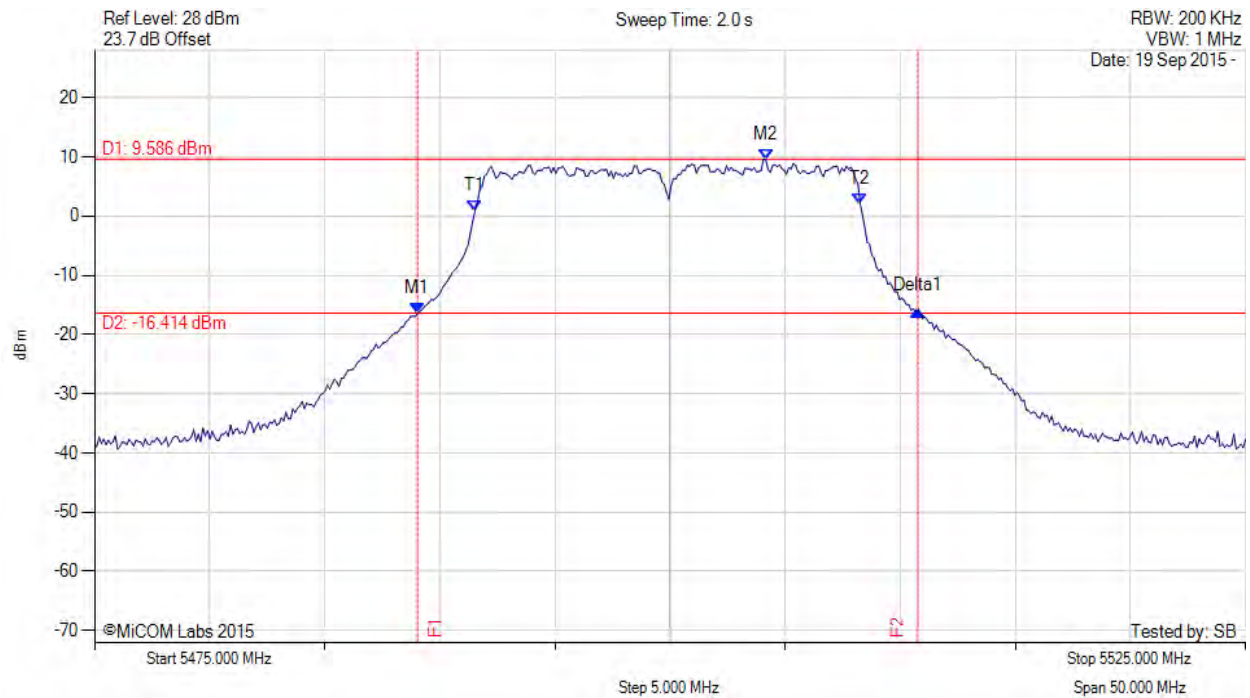


Title: Actiontec Electronics Inc WCB6240Q
To: FCC Part 15.407 + Industry Canada RSS-247 Issue 1
Serial #: ATEC09-U11a Conducted (DFS Bands) Rev A
Issue Date: 27th October 2015
Page: 90 of 266



26 dB & 99% BANDWIDTH

Variant: 802.11a, Channel: 5500.00 MHz, Chain c, Temp: Ambient, Voltage: 12 Vdc



Analyser Setup	Marker:Frequency:Amplitude	Test Results
Detector = MAX PEAK Sweep Count = 0 RF Atten (dB) = 20 Trace Mode = MAX HOLD	M1 : 5489.028 MHz : -16.486 dBm M2 : 5504.158 MHz : 9.586 dBm Delta1 : 21.743 MHz : 0.425 dB T1 : 5491.533 MHz : 0.937 dBm T2 : 5508.267 MHz : 2.029 dBm OBW : 16.733 MHz	Measured 26 dB Bandwidth: 21.743 MHz Measured 99% Bandwidth: 16.733 MHz

[back to matrix](#)

This test report may be reproduced in full only. The document may only be updated by MiCOM Labs personnel. All changes will be noted in the Document History section of the report.

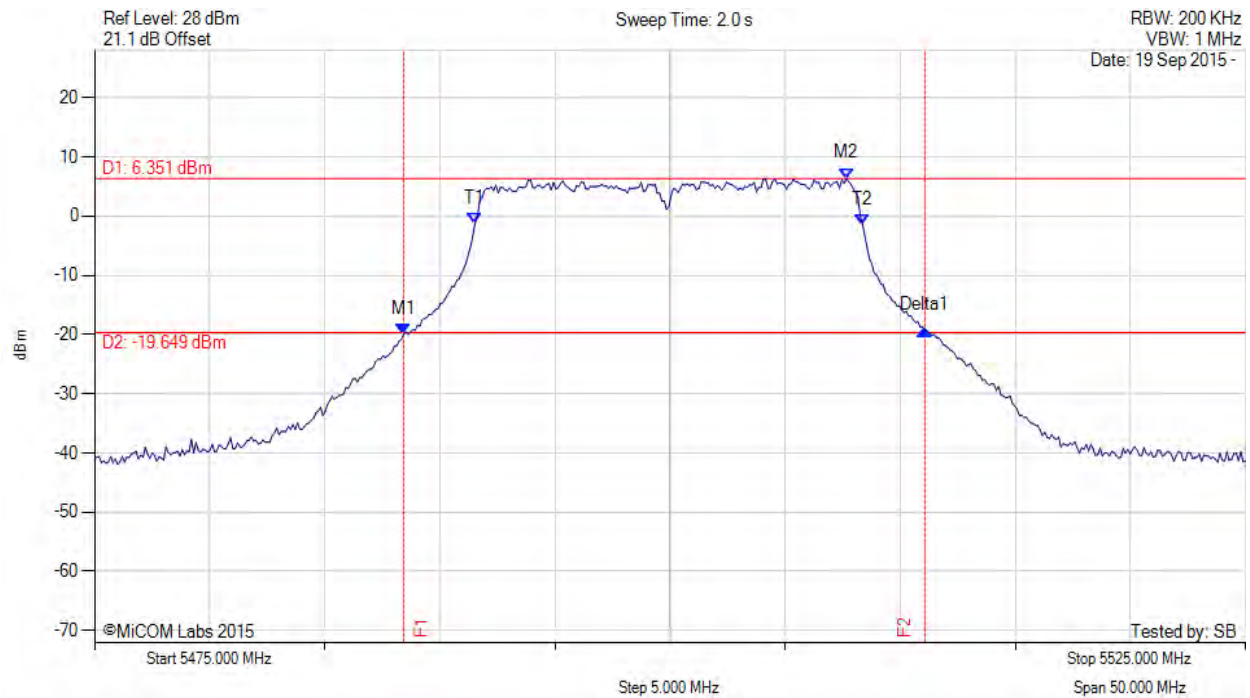


Title: Actiontec Electronics Inc WCB6240Q
To: FCC Part 15.407 + Industry Canada RSS-247 Issue 1
Serial #: ATEC09-U11a Conducted (DFS Bands) Rev A
Issue Date: 27th October 2015
Page: 91 of 266



26 dB & 99% BANDWIDTH

Variant: 802.11a, Channel: 5500.00 MHz, Chain d, Temp: Ambient, Voltage: 12 Vdc



Analyser Setup	Marker:Frequency:Amplitude	Test Results
Detector = MAX PEAK Sweep Count = 0 RF Atten (dB) = 20 Trace Mode = MAX HOLD	M1 : 5488.427 MHz : -20.029 dBm M2 : 5507.665 MHz : 6.351 dBm Delta1 : 22.645 MHz : 0.872 dB T1 : 5491.533 MHz : -1.213 dBm T2 : 5508.367 MHz : -1.434 dBm OBW : 16.834 MHz	Measured 26 dB Bandwidth: 22.645 MHz Measured 99% Bandwidth: 16.834 MHz

[back to matrix](#)

This test report may be reproduced in full only. The document may only be updated by MiCOM Labs personnel. All changes will be noted in the Document History section of the report.

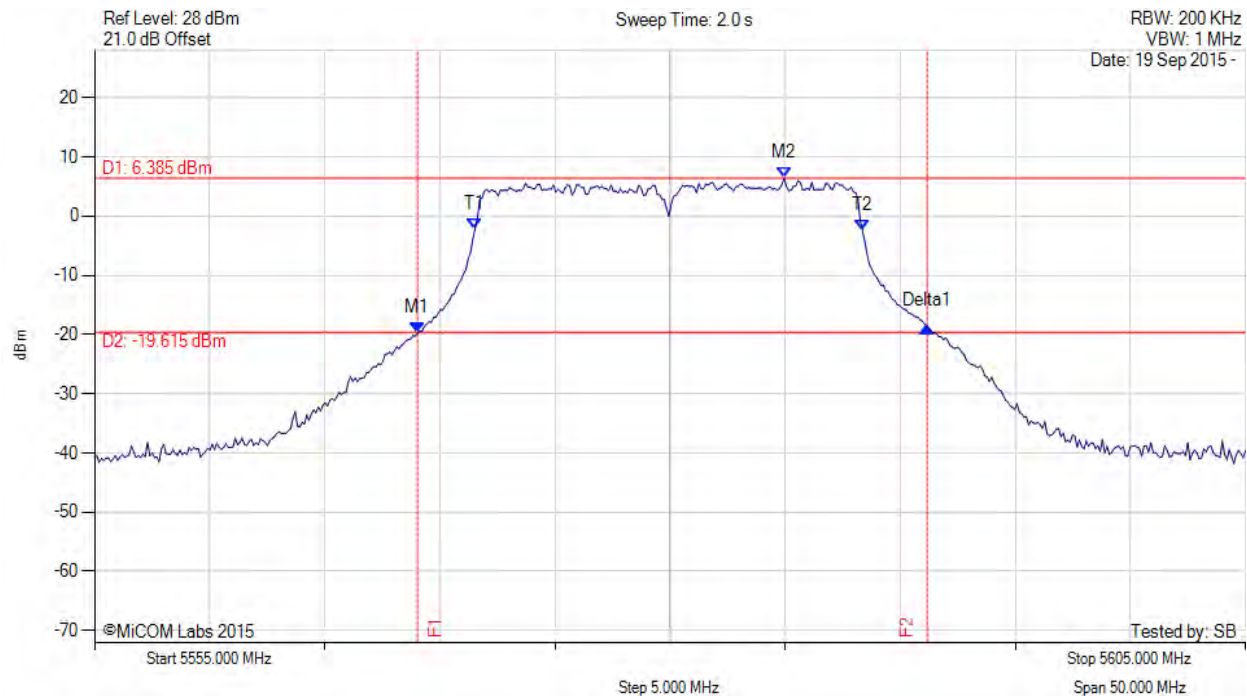


Title: Actiontec Electronics Inc WCB6240Q
To: FCC Part 15.407 + Industry Canada RSS-247 Issue 1
Serial #: ATEC09-U11a Conducted (DFS Bands) Rev A
Issue Date: 27th October 2015
Page: 92 of 266



26 dB & 99% BANDWIDTH

Variant: 802.11a, Channel: 5580.00 MHz, Chain a, Temp: Ambient, Voltage: 12 Vdc



Analyser Setup	Marker:Frequency:Amplitude	Test Results
Detector = MAX PEAK Sweep Count = 0 RF Atten (dB) = 20 Trace Mode = MAX HOLD	M1 : 5569.028 MHz : -19.799 dBm M2 : 5584.960 MHz : 6.385 dBm Delta1 : 22.144 MHz : 1.159 dB T1 : 5571.533 MHz : -2.128 dBm T2 : 5588.367 MHz : -2.510 dBm OBW : 16.834 MHz	Measured 26 dB Bandwidth: 22.144 MHz Measured 99% Bandwidth: 16.834 MHz

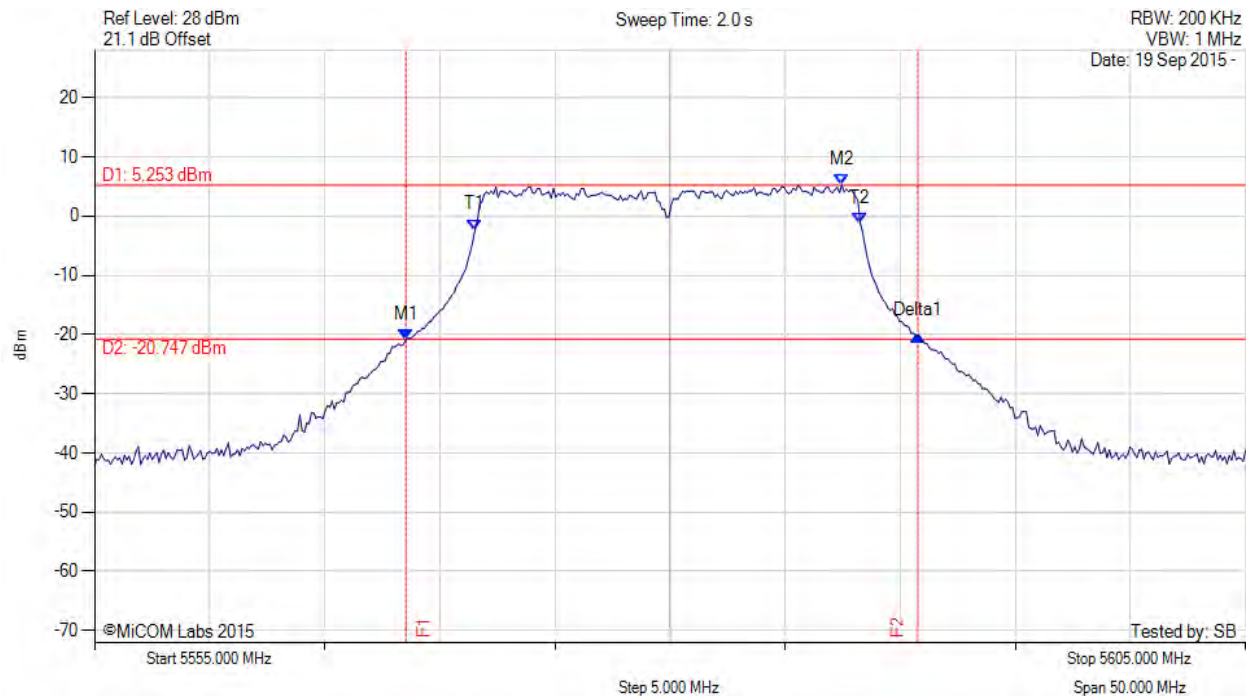
[back to matrix](#)

This test report may be reproduced in full only. The document may only be updated by MiCOM Labs personnel. All changes will be noted in the Document History section of the report.



26 dB & 99% BANDWIDTH

Variant: 802.11a, Channel: 5580.00 MHz, Chain b, Temp: Ambient, Voltage: 12 Vdc



Analyser Setup	Marker:Frequency:Amplitude	Test Results
Detector = MAX PEAK Sweep Count = 0 RF Atten (dB) = 20 Trace Mode = MAX HOLD	M1 : 5568.527 MHz : -20.936 dBm M2 : 5587.465 MHz : 5.253 dBm Delta1 : 22.244 MHz : 0.691 dB T1 : 5571.533 MHz : -2.301 dBm T2 : 5588.267 MHz : -1.215 dBm OBW : 16.733 MHz	Measured 26 dB Bandwidth: 22.244 MHz Measured 99% Bandwidth: 16.733 MHz

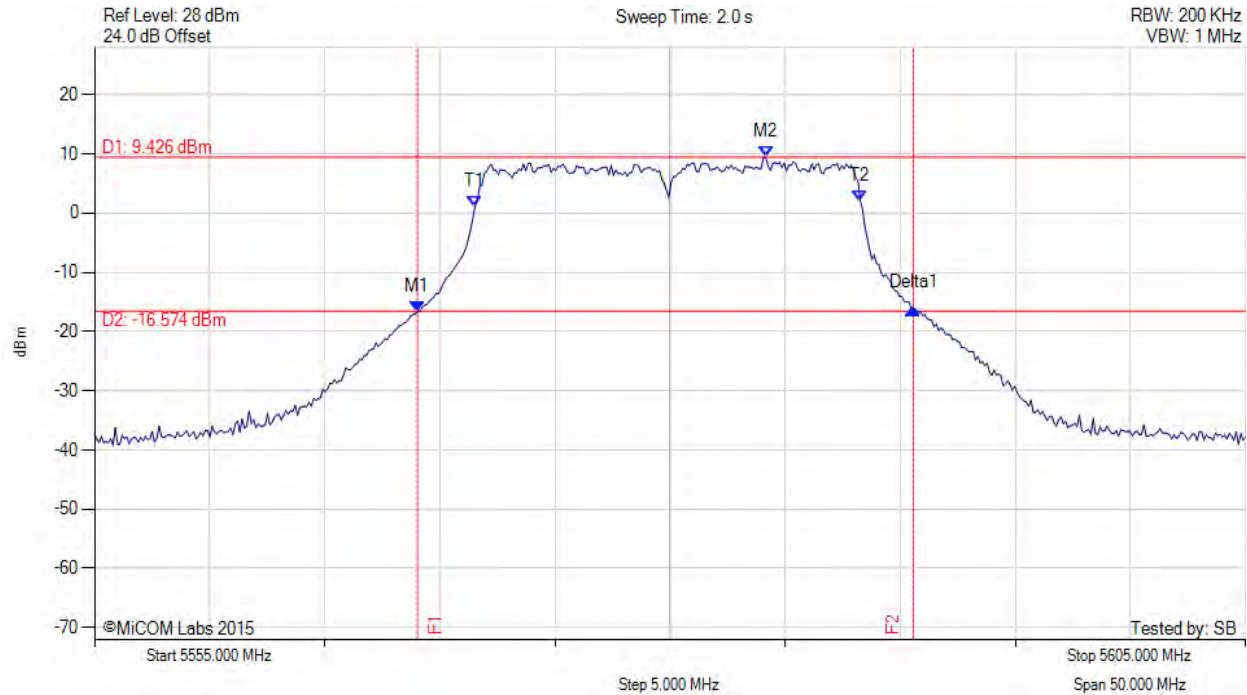
[back to matrix](#)

This test report may be reproduced in full only. The document may only be updated by MiCOM Labs personnel. All changes will be noted in the Document History section of the report.

26 dB & 99% BANDWIDTH



Variant: 802.11a, Channel: 5580.00 MHz, Chain c, Temp: Ambient, Voltage: 12 Vdc



Analyser Setup	Marker:Frequency:Amplitude	Test Results
Detector = MAX PEAK Sweep Count = 0 RF Atten (dB) = 20 Trace Mode = MAX HOLD	M1 : 5569.028 MHz : -16.692 dBm M2 : 5584.158 MHz : 9.426 dBm Delta1 : 21.543 MHz : 0.616 dB T1 : 5571.533 MHz : 1.126 dBm T2 : 5588.267 MHz : 2.100 dBm OBW : 16.733 MHz	Measured 26 dB Bandwidth: 21.543 MHz Measured 99% Bandwidth: 16.733 MHz

[back to matrix](#)

This test report may be reproduced in full only. The document may only be updated by MiCOM Labs personnel. All changes will be noted in the Document History section of the report.

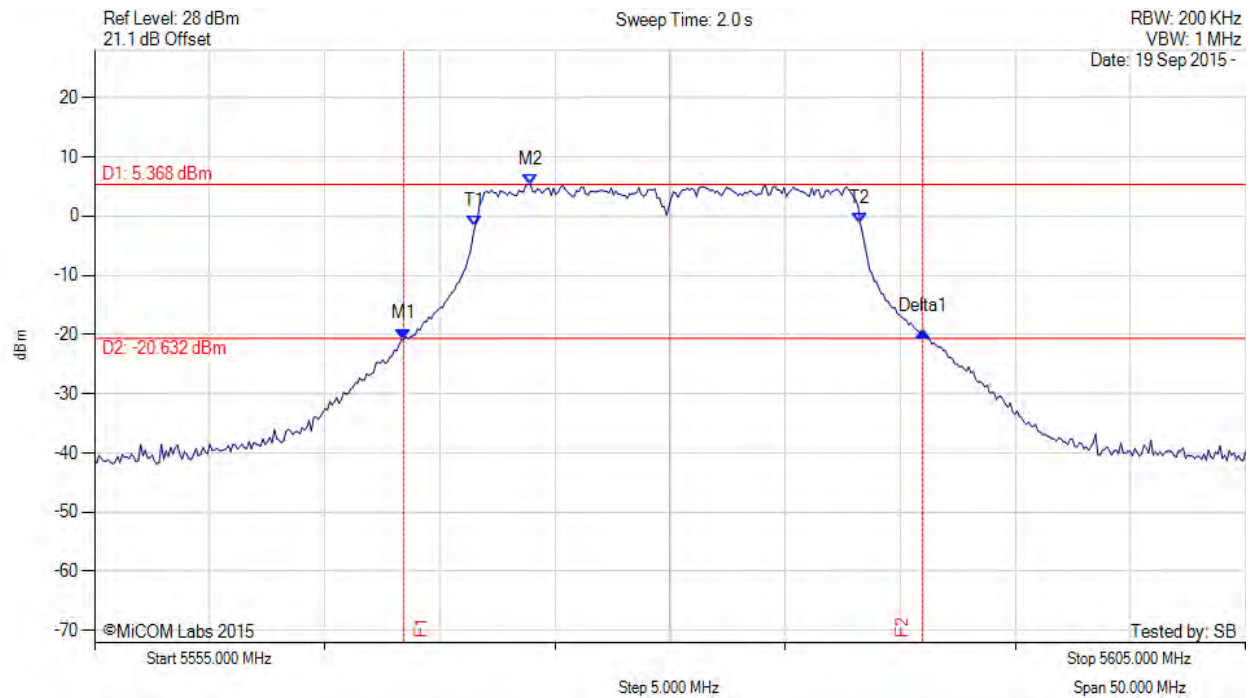


Title: Actiontec Electronics Inc WCB6240Q
To: FCC Part 15.407 + Industry Canada RSS-247 Issue 1
Serial #: ATEC09-U11a Conducted (DFS Bands) Rev A
Issue Date: 27th October 2015
Page: 95 of 266



26 dB & 99% BANDWIDTH

Variant: 802.11a, Channel: 5580.00 MHz, Chain d, Temp: Ambient, Voltage: 12 Vdc



Analyser Setup	Marker:Frequency:Amplitude	Test Results
Detector = MAX PEAK Sweep Count = 0 RF Atten (dB) = 20 Trace Mode = MAX HOLD	M1 : 5568.427 MHz : -20.763 dBm M2 : 5573.938 MHz : 5.368 dBm Delta1 : 22.545 MHz : 1.198 dB T1 : 5571.533 MHz : -1.685 dBm T2 : 5588.267 MHz : -1.270 dBm OBW : 16.733 MHz	Measured 26 dB Bandwidth: 22.545 MHz Measured 99% Bandwidth: 16.733 MHz

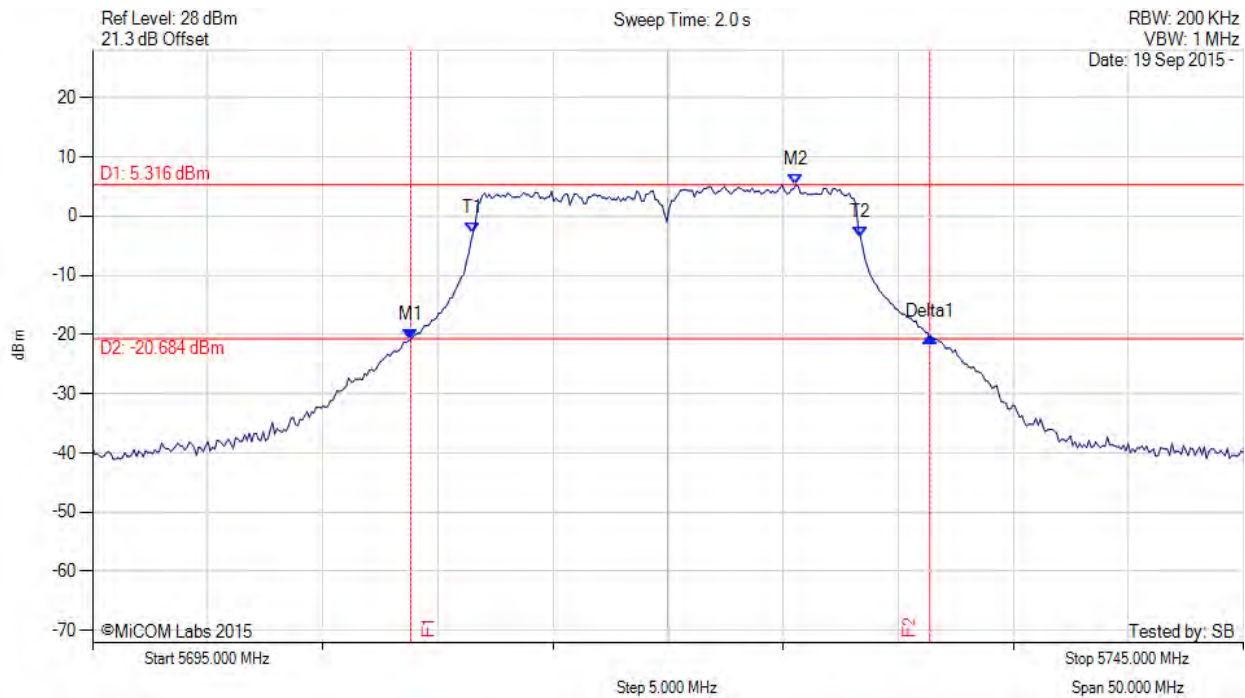
[back to matrix](#)

This test report may be reproduced in full only. The document may only be updated by MiCOM Labs personnel. All changes will be noted in the Document History section of the report.



26 dB & 99% BANDWIDTH

Variant: 802.11a, Channel: 5720.00 MHz, Chain a, Temp: Ambient, Voltage: 12 Vdc



Analyser Setup	Marker:Frequency:Amplitude	Test Results
Detector = MAX PEAK Sweep Count = 0 RF Atten (dB) = 20 Trace Mode = MAX HOLD	M1 : 5708.828 MHz : -20.800 dBm M2 : 5725.561 MHz : 5.316 dBm Delta1 : 22.545 MHz : 0.297 dB T1 : 5711.533 MHz : -2.805 dBm T2 : 5728.367 MHz : -3.608 dBm OBW : 16.834 MHz	Measured 26 dB Bandwidth: 22.545 MHz Measured 99% Bandwidth: 16.834 MHz

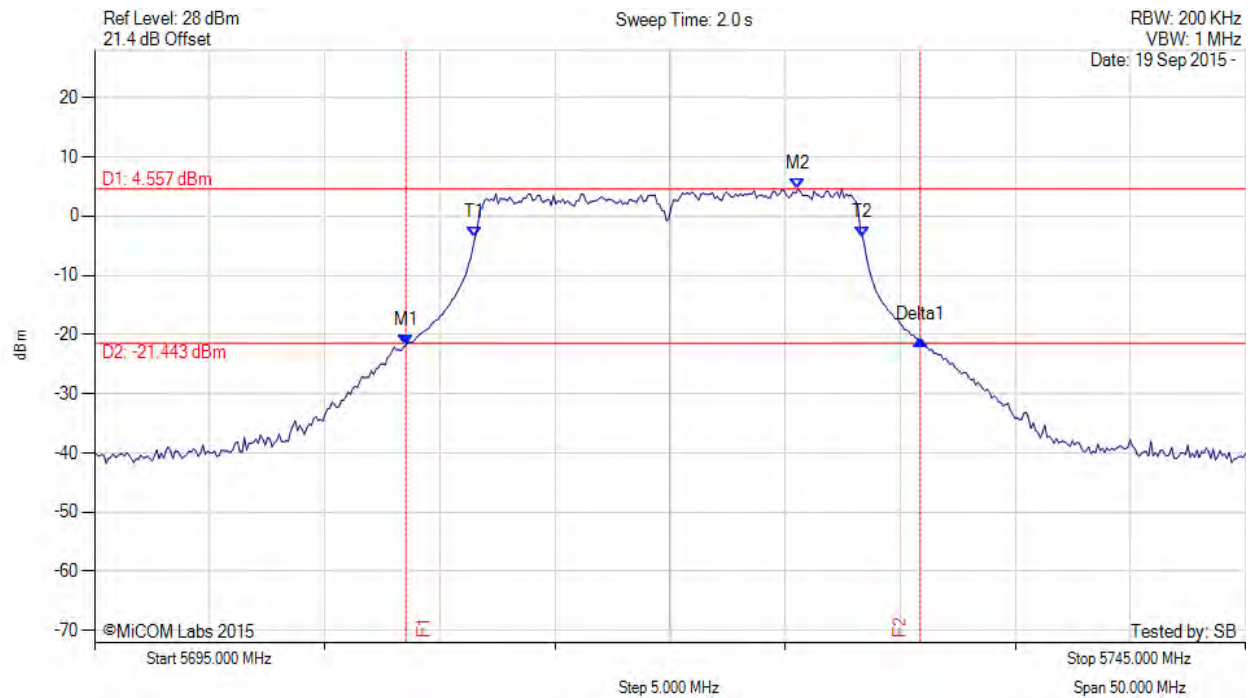
[back to matrix](#)

This test report may be reproduced in full only. The document may only be updated by MiCOM Labs personnel. All changes will be noted in the Document History section of the report.



26 dB & 99% BANDWIDTH

Variant: 802.11a, Channel: 5720.00 MHz, Chain b, Temp: Ambient, Voltage: 12 Vdc



Analyser Setup	Marker:Frequency:Amplitude	Test Results
Detector = MAX PEAK Sweep Count = 0 RF Atten (dB) = 20 Trace Mode = MAX HOLD	M1 : 5708.527 MHz : -21.806 dBm M2 : 5725.561 MHz : 4.557 dBm Delta1 : 22.345 MHz : 0.860 dB T1 : 5711.533 MHz : -3.560 dBm T2 : 5728.367 MHz : -3.578 dBm OBW : 16.834 MHz	Measured 26 dB Bandwidth: 22.345 MHz Measured 99% Bandwidth: 16.834 MHz

[back to matrix](#)

This test report may be reproduced in full only. The document may only be updated by MiCOM Labs personnel. All changes will be noted in the Document History section of the report.

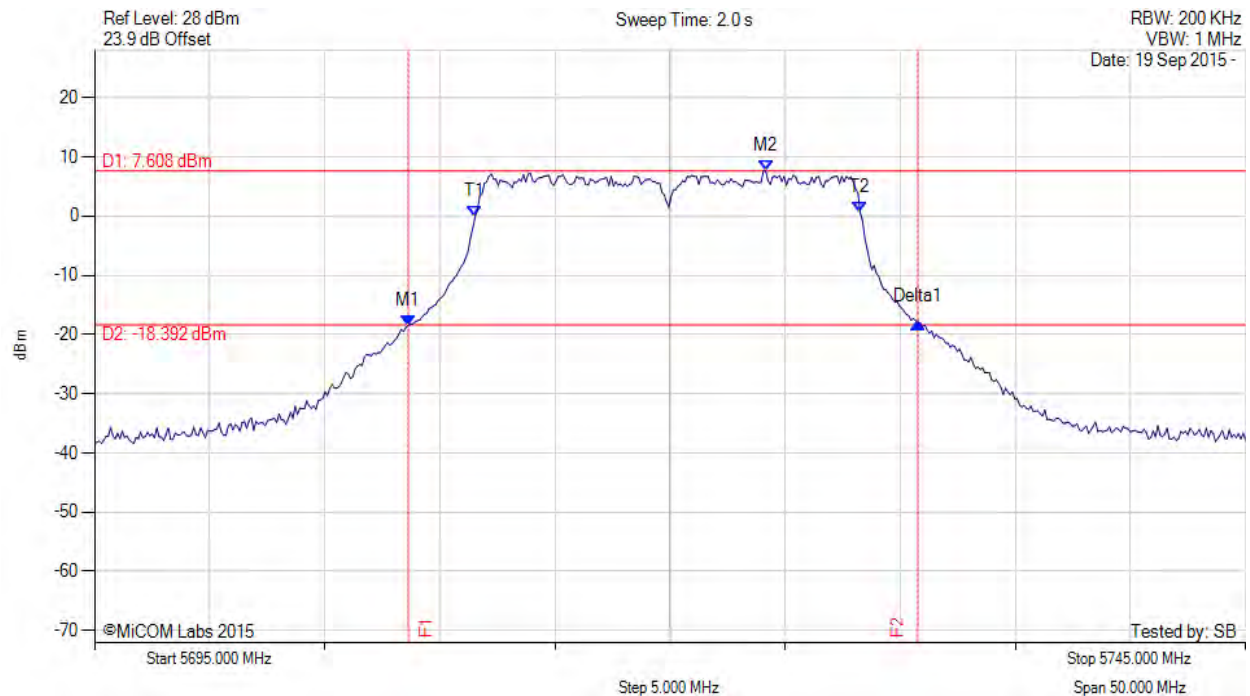


Title: Actiontec Electronics Inc WCB6240Q
To: FCC Part 15.407 + Industry Canada RSS-247 Issue 1
Serial #: ATEC09-U11a Conducted (DFS Bands) Rev A
Issue Date: 27th October 2015
Page: 98 of 266

26 dB & 99% BANDWIDTH



Variant: 802.11a, Channel: 5720.00 MHz, Chain c, Temp: Ambient, Voltage: 12 Vdc



Analyser Setup	Marker:Frequency:Amplitude	Test Results
Detector = MAX PEAK Sweep Count = 0 RF Atten (dB) = 20 Trace Mode = MAX HOLD	M1 : 5708.627 MHz : -18.538 dBm M2 : 5724.158 MHz : 7.608 dBm Delta1 : 22.144 MHz : 0.576 dB T1 : 5711.533 MHz : -0.112 dBm T2 : 5728.267 MHz : 0.561 dBm OBW : 16.733 MHz	Measured 26 dB Bandwidth: 22.144 MHz Measured 99% Bandwidth: 16.733 MHz

[back to matrix](#)

This test report may be reproduced in full only. The document may only be updated by MiCOM Labs personnel. All changes will be noted in the Document History section of the report.

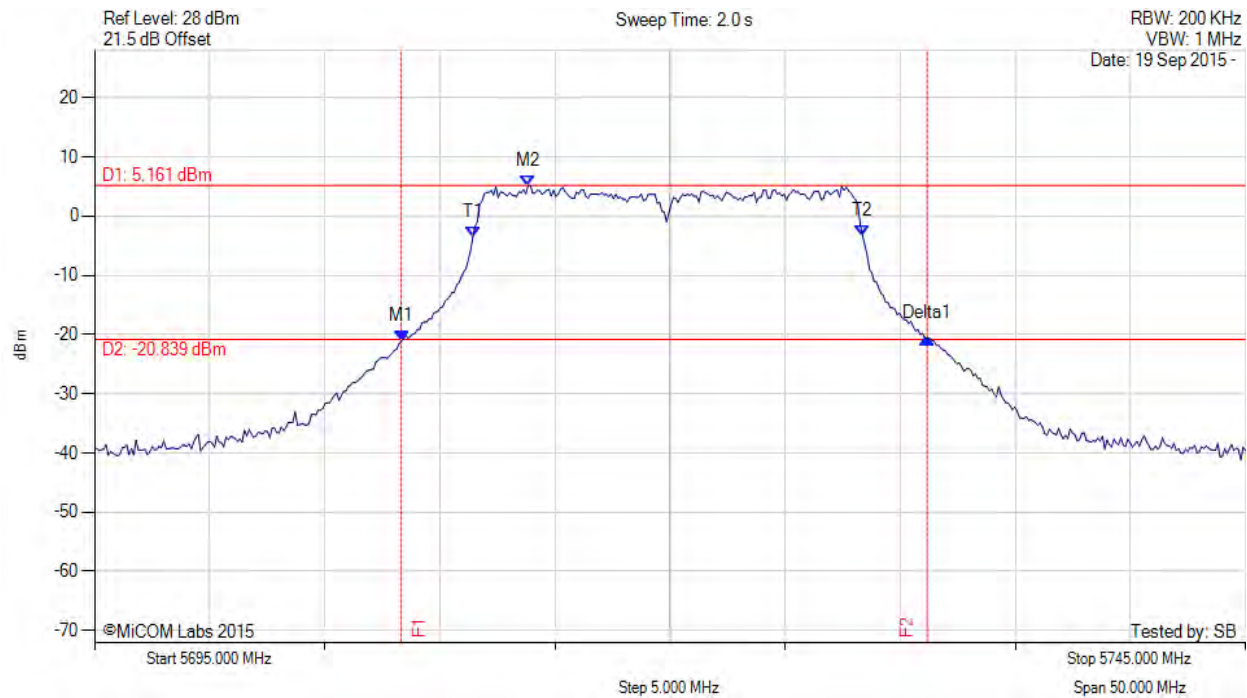


Title: Actiontec Electronics Inc WCB6240Q
To: FCC Part 15.407 + Industry Canada RSS-247 Issue 1
Serial #: ATEC09-U11a Conducted (DFS Bands) Rev A
Issue Date: 27th October 2015
Page: 99 of 266



26 dB & 99% BANDWIDTH

Variant: 802.11a, Channel: 5720.00 MHz, Chain d, Temp: Ambient, Voltage: 12 Vdc



Analyser Setup	Marker:Frequency:Amplitude	Test Results
Detector = MAX PEAK Sweep Count = 0 RF Atten (dB) = 20 Trace Mode = MAX HOLD	M1 : 5708.327 MHz : -21.074 dBm M2 : 5713.838 MHz : 5.161 dBm Delta1 : 22.846 MHz : 0.519 dB T1 : 5711.433 MHz : -3.619 dBm T2 : 5728.367 MHz : -3.362 dBm OBW : 16.934 MHz	Measured 26 dB Bandwidth: 22.846 MHz Measured 99% Bandwidth: 16.934 MHz

[back to matrix](#)

This test report may be reproduced in full only. The document may only be updated by MiCOM Labs personnel. All changes will be noted in the Document History section of the report.

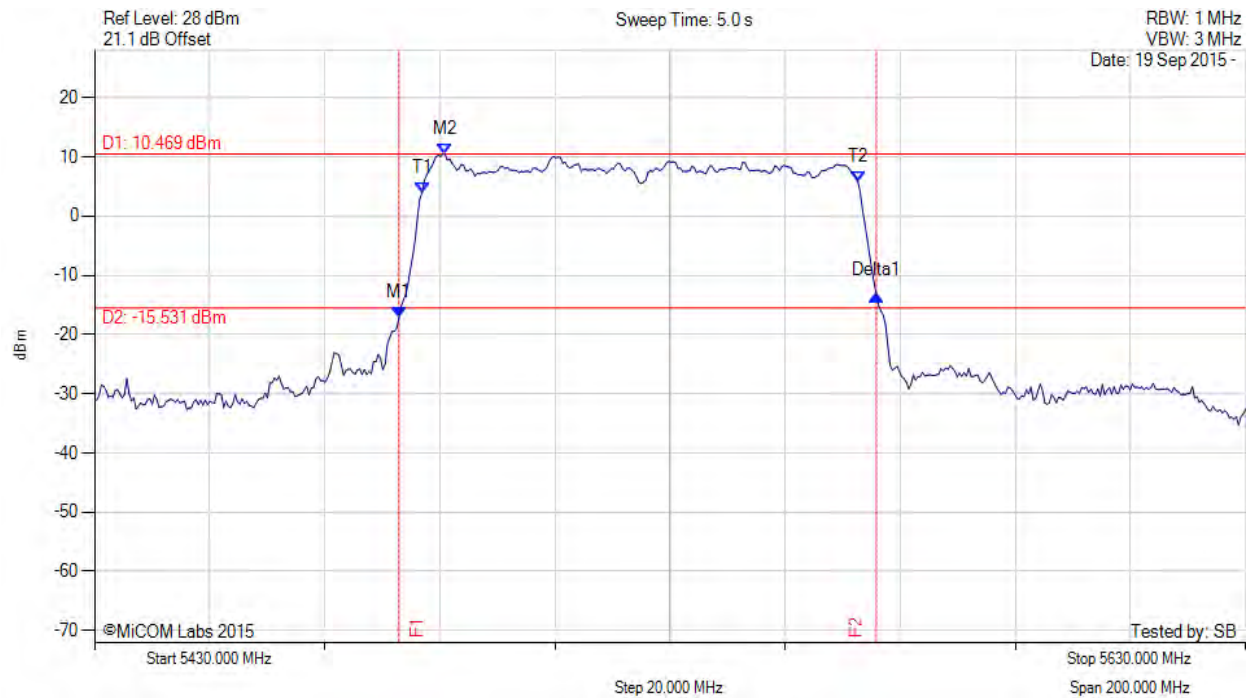


Title: Actiontec Electronics Inc WCB6240Q
To: FCC Part 15.407 + Industry Canada RSS-247 Issue 1
Serial #: ATEC09-U11a Conducted (DFS Bands) Rev A
Issue Date: 27th October 2015
Page: 100 of 266



26 dB & 99% BANDWIDTH

Variant: 802.11ac-80, Channel: 5530.00 MHz, Chain a, Temp: Ambient, Voltage: 12 Vdc



Analyser Setup	Marker:Frequency:Amplitude	Test Results
Detector = MAX PEAK Sweep Count = 0 RF Atten (dB) = 20 Trace Mode = MAX HOLD	M1 : 5482.906 MHz : -17.218 dBm M2 : 5490.922 MHz : 10.469 dBm Delta1 : 82.966 MHz : 3.787 dB T1 : 5486.914 MHz : 3.969 dBm T2 : 5562.665 MHz : 5.820 dBm OBW : 75.752 MHz	Measured 26 dB Bandwidth: 82.966 MHz Measured 99% Bandwidth: 75.752 MHz

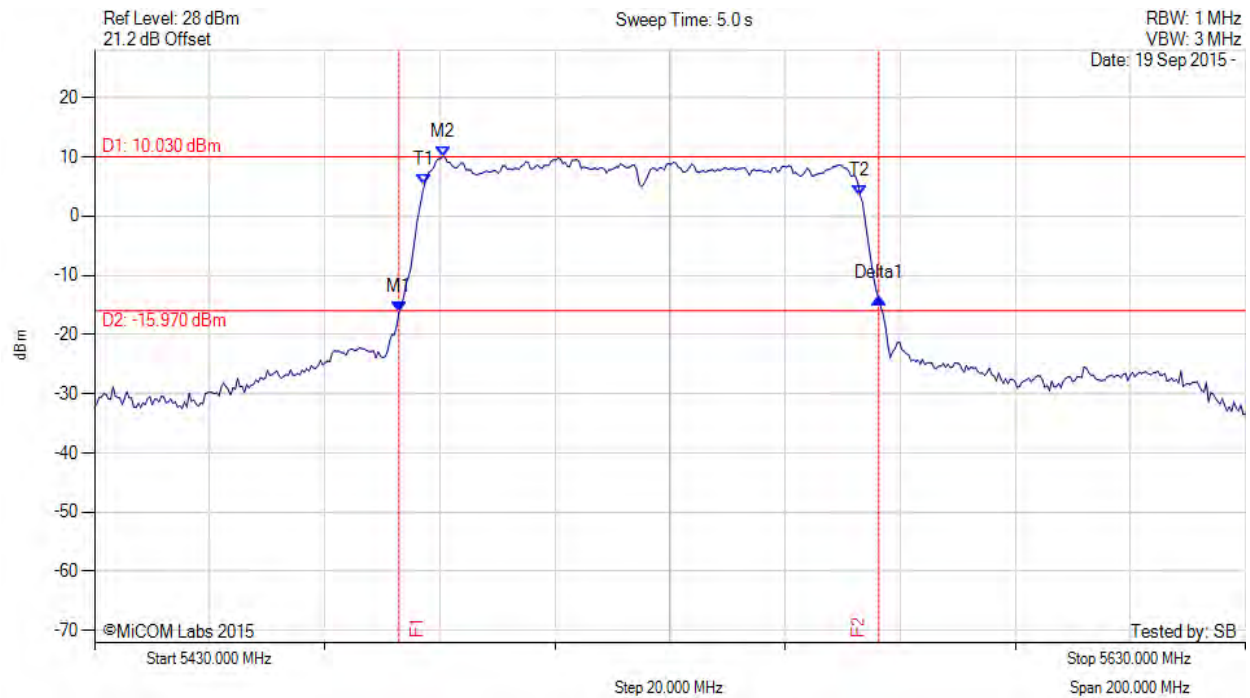
[back to matrix](#)

This test report may be reproduced in full only. The document may only be updated by MiCOM Labs personnel. All changes will be noted in the Document History section of the report.



26 dB & 99% BANDWIDTH

Variant: 802.11ac-80, Channel: 5530.00 MHz, Chain b, Temp: Ambient, Voltage: 12 Vdc



Analyser Setup	Marker:Frequency:Amplitude	Test Results
Detector = MAX PEAK Sweep Count = 0 RF Atten (dB) = 20 Trace Mode = MAX HOLD	M1 : 5482.906 MHz : -16.128 dBm M2 : 5490.521 MHz : 10.030 dBm Delta1 : 83.367 MHz : 2.170 dB T1 : 5487.315 MHz : 5.212 dBm T2 : 5563.066 MHz : 3.473 dBm OBW : 75.752 MHz	Measured 26 dB Bandwidth: 83.367 MHz Measured 99% Bandwidth: 75.752 MHz

[back to matrix](#)

This test report may be reproduced in full only. The document may only be updated by MiCOM Labs personnel. All changes will be noted in the Document History section of the report.

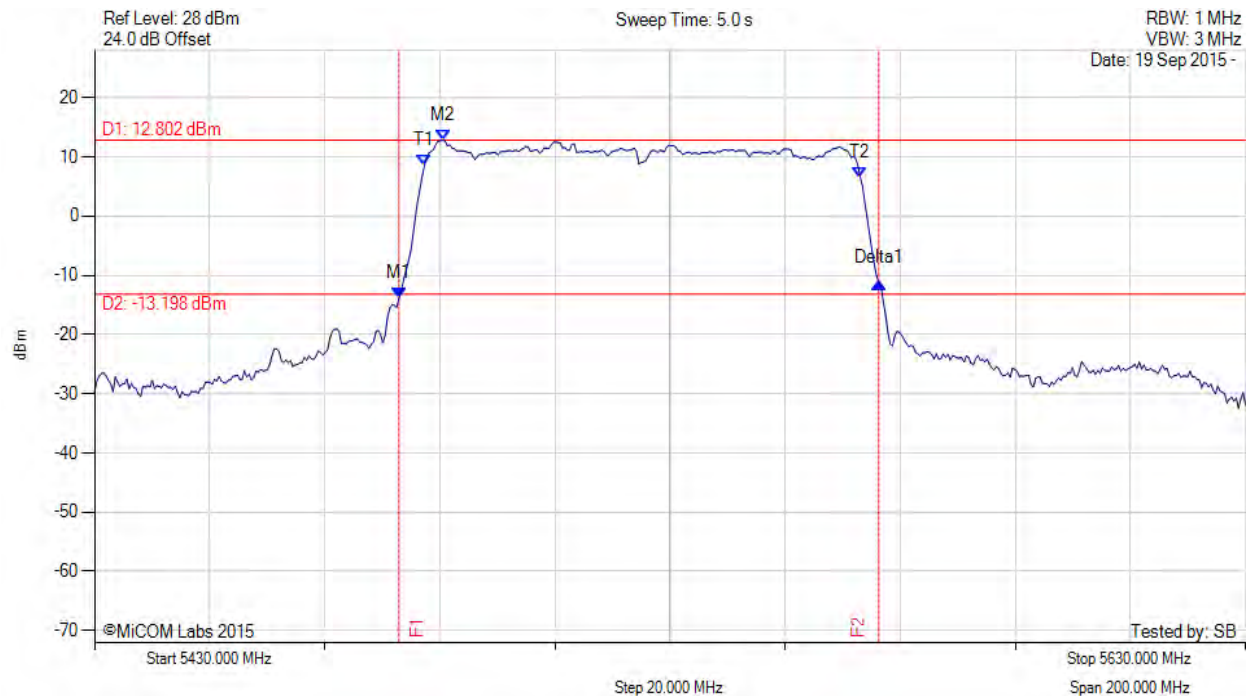


Title: Actiontec Electronics Inc WCB6240Q
To: FCC Part 15.407 + Industry Canada RSS-247 Issue 1
Serial #: ATEC09-U11a Conducted (DFS Bands) Rev A
Issue Date: 27th October 2015
Page: 102 of 266



26 dB & 99% BANDWIDTH

Variant: 802.11ac-80, Channel: 5530.00 MHz, Chain c, Temp: Ambient, Voltage: 12 Vdc



Analyser Setup	Marker:Frequency:Amplitude	Test Results
Detector = MAX PEAK Sweep Count = 0 RF Atten (dB) = 20 Trace Mode = MAX HOLD	M1 : 5482.906 MHz : -13.848 dBm M2 : 5490.521 MHz : 12.802 dBm Delta1 : 83.367 MHz : 2.628 dB T1 : 5487.315 MHz : 8.484 dBm T2 : 5563.066 MHz : 6.566 dBm OBW : 75.752 MHz	Measured 26 dB Bandwidth: 83.367 MHz Measured 99% Bandwidth: 75.752 MHz

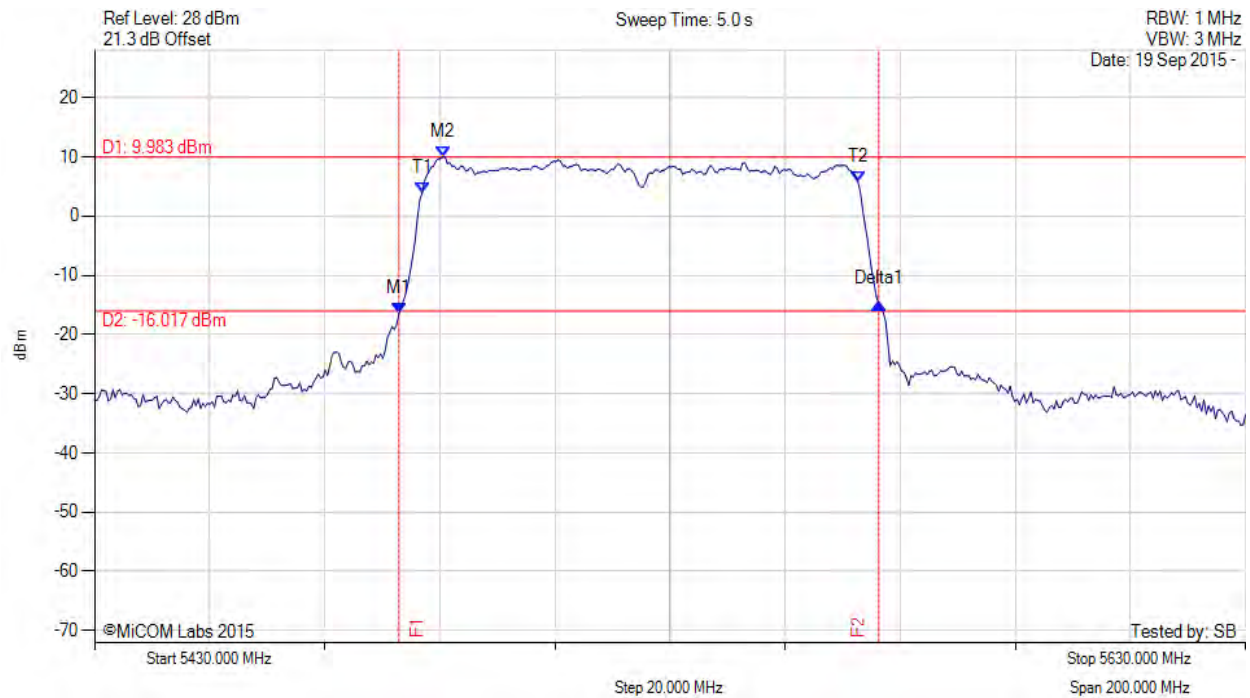
[back to matrix](#)

This test report may be reproduced in full only. The document may only be updated by MiCOM Labs personnel. All changes will be noted in the Document History section of the report.



26 dB & 99% BANDWIDTH

Variant: 802.11ac-80, Channel: 5530.00 MHz, Chain d, Temp: Ambient, Voltage: 12 Vdc



Analyser Setup	Marker:Frequency:Amplitude	Test Results
Detector = MAX PEAK Sweep Count = 0 RF Atten (dB) = 20 Trace Mode = MAX HOLD	M1 : 5482.906 MHz : -16.443 dBm M2 : 5490.521 MHz : 9.983 dBm Delta1 : 83.367 MHz : 1.596 dB T1 : 5486.914 MHz : 3.884 dBm T2 : 5562.665 MHz : 5.789 dBm OBW : 75.752 MHz	Measured 26 dB Bandwidth: 83.367 MHz Measured 99% Bandwidth: 75.752 MHz

[back to matrix](#)

This test report may be reproduced in full only. The document may only be updated by MiCOM Labs personnel. All changes will be noted in the Document History section of the report.

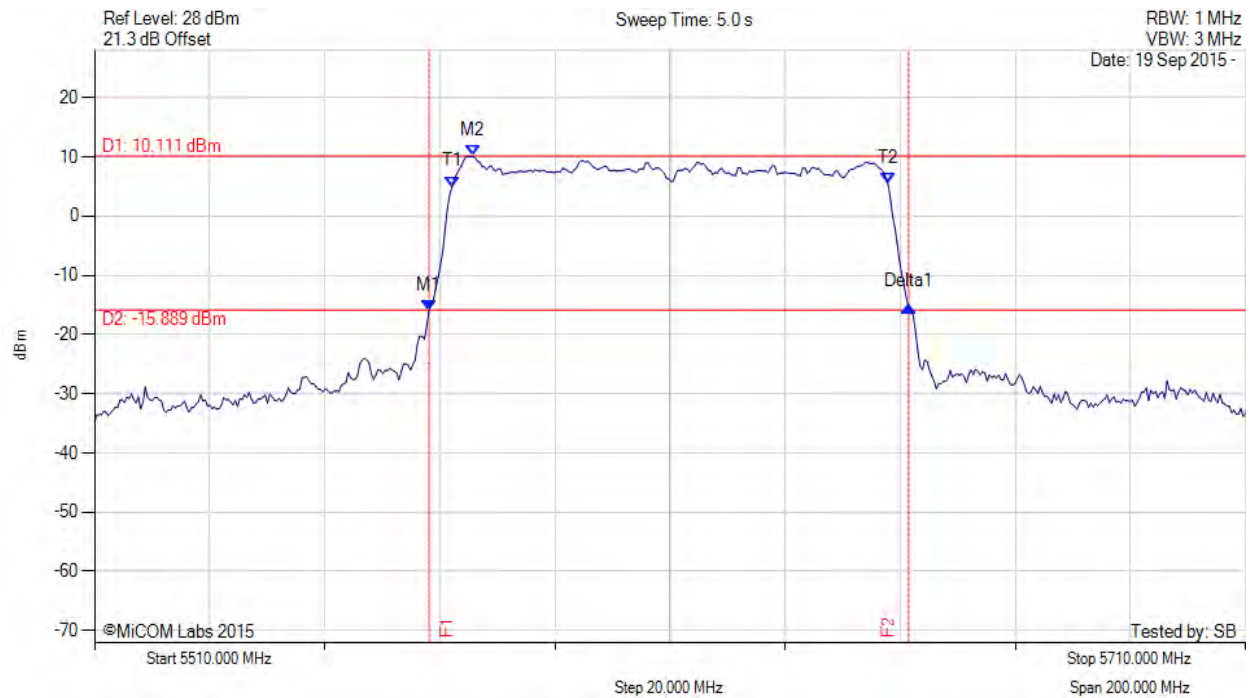


Title: Actiontec Electronics Inc WCB6240Q
To: FCC Part 15.407 + Industry Canada RSS-247 Issue 1
Serial #: ATEC09-U11a Conducted (DFS Bands) Rev A
Issue Date: 27th October 2015
Page: 104 of 266



26 dB & 99% BANDWIDTH

Variant: 802.11ac-80, Channel: 5610.00 MHz, Chain a, Temp: Ambient, Voltage: 12 Vdc



Analyser Setup	Marker:Frequency:Amplitude	Test Results
Detector = MAX PEAK Sweep Count = 0 RF Atten (dB) = 20 Trace Mode = MAX HOLD	M1 : 5568.116 MHz : -15.917 dBm M2 : 5575.731 MHz : 10.111 dBm Delta1 : 83.367 MHz : 0.569 dB T1 : 5572.124 MHz : 4.960 dBm T2 : 5647.876 MHz : 5.484 dBm OBW : 75.752 MHz	Measured 26 dB Bandwidth: 83.367 MHz Measured 99% Bandwidth: 75.752 MHz

[back to matrix](#)

This test report may be reproduced in full only. The document may only be updated by MiCOM Labs personnel. All changes will be noted in the Document History section of the report.

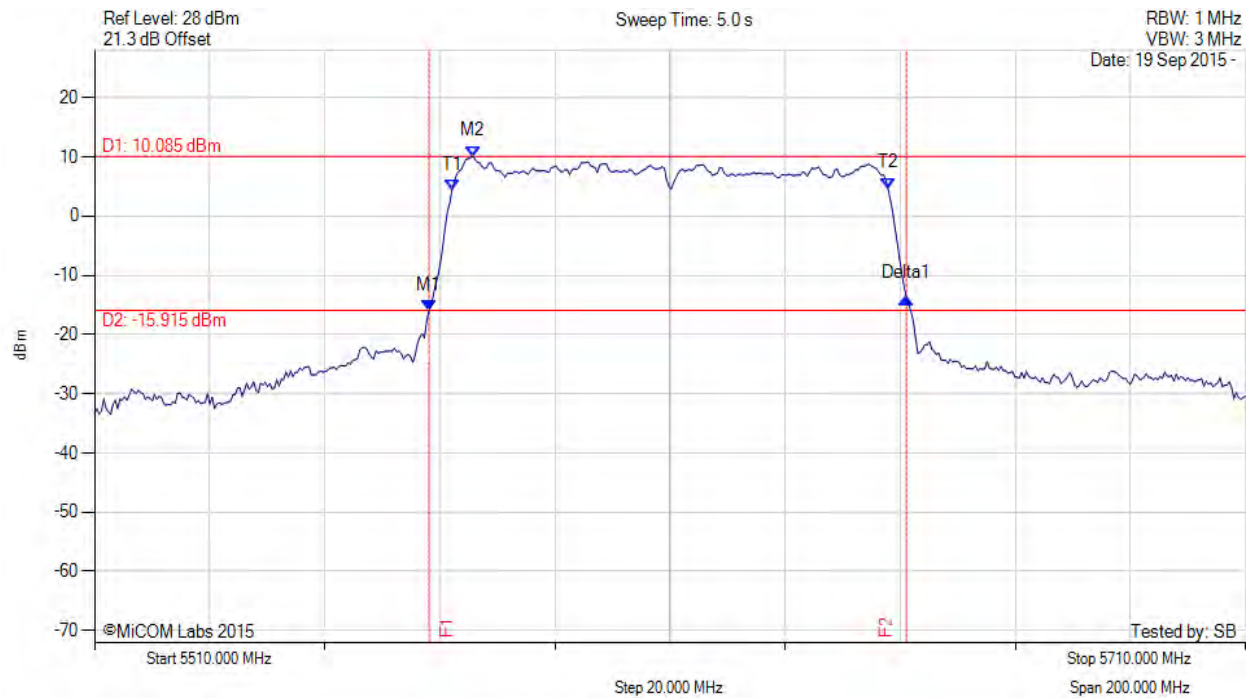


Title: Actiontec Electronics Inc WCB6240Q
To: FCC Part 15.407 + Industry Canada RSS-247 Issue 1
Serial #: ATEC09-U11a Conducted (DFS Bands) Rev A
Issue Date: 27th October 2015
Page: 105 of 266



26 dB & 99% BANDWIDTH

Variant: 802.11ac-80, Channel: 5610.00 MHz, Chain b, Temp: Ambient, Voltage: 12 Vdc



Analyser Setup	Marker:Frequency:Amplitude	Test Results
Detector = MAX PEAK Sweep Count = 0 RF Atten (dB) = 20 Trace Mode = MAX HOLD	M1 : 5568.116 MHz : -15.990 dBm M2 : 5575.731 MHz : 10.085 dBm Delta1 : 82.966 MHz : 2.070 dB T1 : 5572.124 MHz : 4.443 dBm T2 : 5647.876 MHz : 4.708 dBm OBW : 75.752 MHz	Measured 26 dB Bandwidth: 82.966 MHz Measured 99% Bandwidth: 75.752 MHz

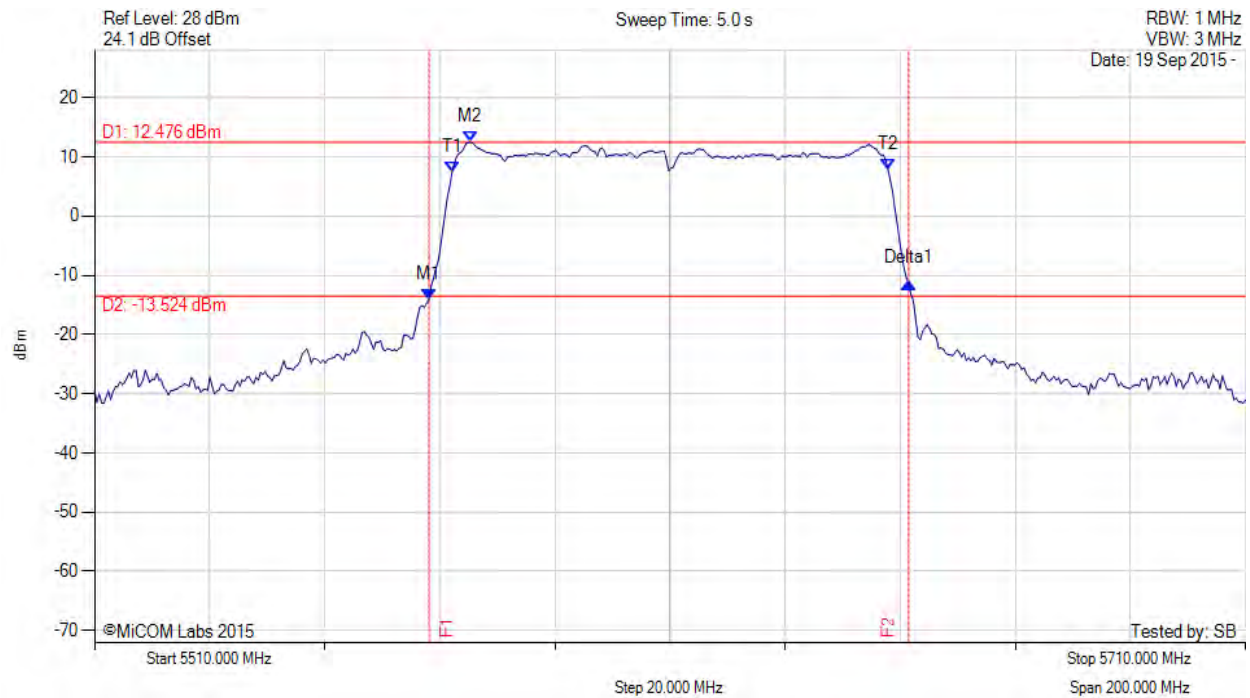
[back to matrix](#)

This test report may be reproduced in full only. The document may only be updated by MiCOM Labs personnel. All changes will be noted in the Document History section of the report.

26 dB & 99% BANDWIDTH



Variant: 802.11ac-80, Channel: 5610.00 MHz, Chain c, Temp: Ambient, Voltage: 12 Vdc



Analyser Setup	Marker:Frequency:Amplitude	Test Results
Detector = MAX PEAK Sweep Count = 0 RF Atten (dB) = 20 Trace Mode = MAX HOLD	M1 : 5568.116 MHz : -14.082 dBm M2 : 5575.331 MHz : 12.476 dBm Delta1 : 83.367 MHz : 2.772 dB T1 : 5572.124 MHz : 7.439 dBm T2 : 5647.876 MHz : 7.935 dBm OBW : 75.752 MHz	Measured 26 dB Bandwidth: 83.367 MHz Measured 99% Bandwidth: 75.752 MHz

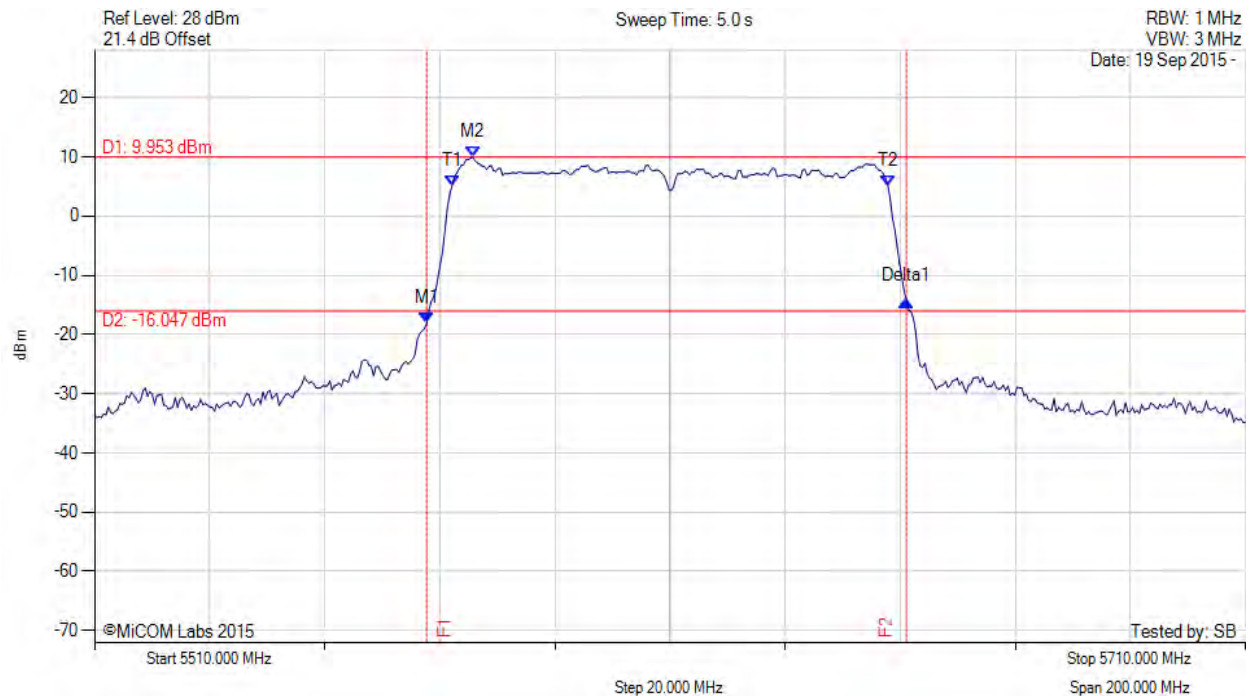
[back to matrix](#)

This test report may be reproduced in full only. The document may only be updated by MiCOM Labs personnel. All changes will be noted in the Document History section of the report.

26 dB & 99% BANDWIDTH



Variant: 802.11ac-80, Channel: 5610.00 MHz, Chain d, Temp: Ambient, Voltage: 12 Vdc



Analyser Setup	Marker:Frequency:Amplitude	Test Results
Detector = MAX PEAK Sweep Count = 0 RF Atten (dB) = 20 Trace Mode = MAX HOLD	M1 : 5567.715 MHz : -18.129 dBm M2 : 5575.731 MHz : 9.953 dBm Delta1 : 83.367 MHz : 3.832 dB T1 : 5572.124 MHz : 5.116 dBm T2 : 5647.876 MHz : 5.128 dBm OBW : 75.752 MHz	Measured 26 dB Bandwidth: 83.367 MHz Measured 99% Bandwidth: 75.752 MHz

[back to matrix](#)

This test report may be reproduced in full only. The document may only be updated by MiCOM Labs personnel. All changes will be noted in the Document History section of the report.

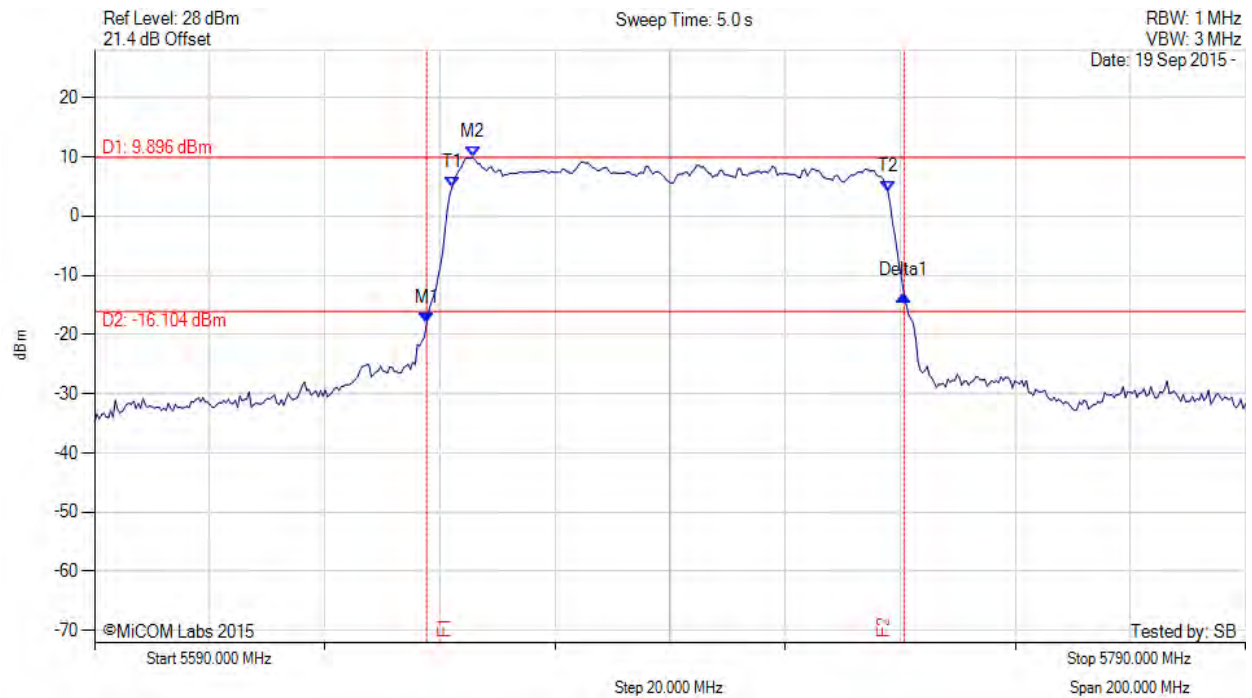


Title: Actiontec Electronics Inc WCB6240Q
To: FCC Part 15.407 + Industry Canada RSS-247 Issue 1
Serial #: ATEC09-U11a Conducted (DFS Bands) Rev A
Issue Date: 27th October 2015
Page: 108 of 266



26 dB & 99% BANDWIDTH

Variant: 802.11ac-80, Channel: 5690.00 MHz, Chain a, Temp: Ambient, Voltage: 12 Vdc



Analyser Setup	Marker:Frequency:Amplitude	Test Results
Detector = MAX PEAK Sweep Count = 0 RF Atten (dB) = 20 Trace Mode = MAX HOLD	M1 : 5647.715 MHz : -18.044 dBm M2 : 5655.731 MHz : 9.896 dBm Delta1 : 82.966 MHz : 4.726 dB T1 : 5652.124 MHz : 4.860 dBm T2 : 5727.876 MHz : 4.189 dBm OBW : 75.752 MHz	Measured 26 dB Bandwidth: 82.966 MHz Measured 99% Bandwidth: 75.752 MHz

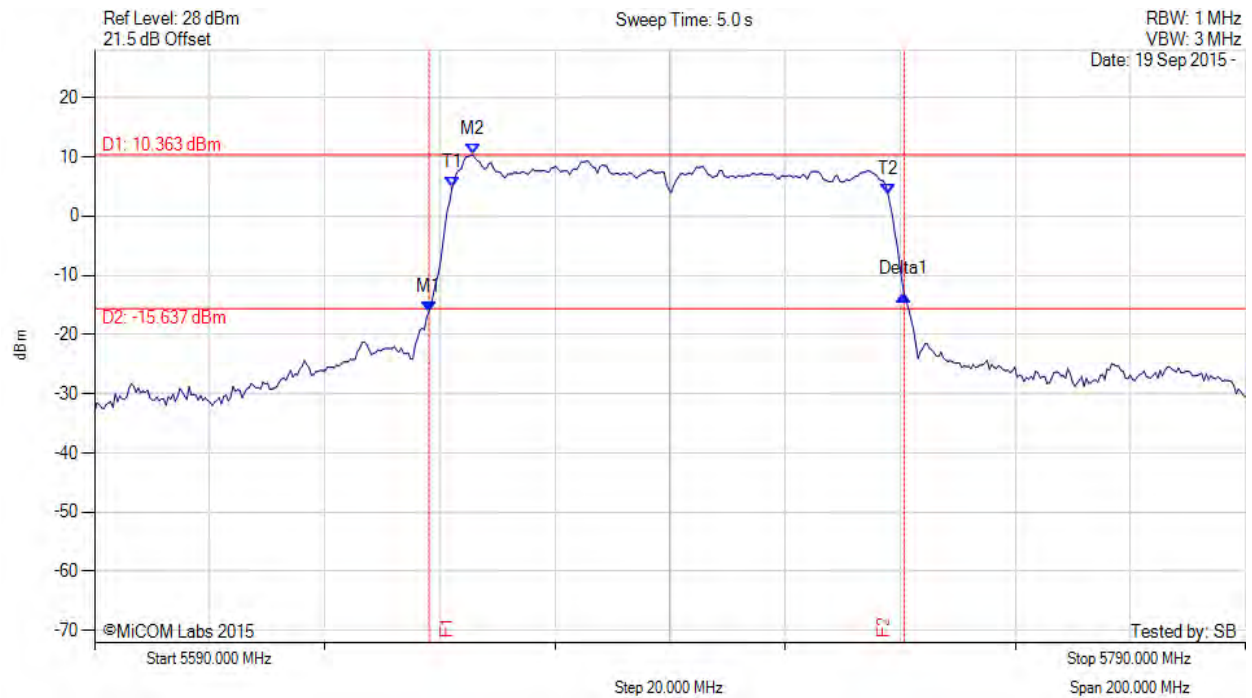
[back to matrix](#)

This test report may be reproduced in full only. The document may only be updated by MiCOM Labs personnel. All changes will be noted in the Document History section of the report.



26 dB & 99% BANDWIDTH

Variant: 802.11ac-80, Channel: 5690.00 MHz, Chain b, Temp: Ambient, Voltage: 12 Vdc



Analyser Setup	Marker:Frequency:Amplitude	Test Results
Detector = MAX PEAK Sweep Count = 0 RF Atten (dB) = 20 Trace Mode = MAX HOLD	M1 : 5648.116 MHz : -16.112 dBm M2 : 5655.731 MHz : 10.363 dBm Delta1 : 82.565 MHz : 2.843 dB T1 : 5652.124 MHz : 4.777 dBm T2 : 5727.876 MHz : 3.752 dBm OBW : 75.752 MHz	Measured 26 dB Bandwidth: 82.565 MHz Measured 99% Bandwidth: 75.752 MHz

[back to matrix](#)

This test report may be reproduced in full only. The document may only be updated by MiCOM Labs personnel. All changes will be noted in the Document History section of the report.

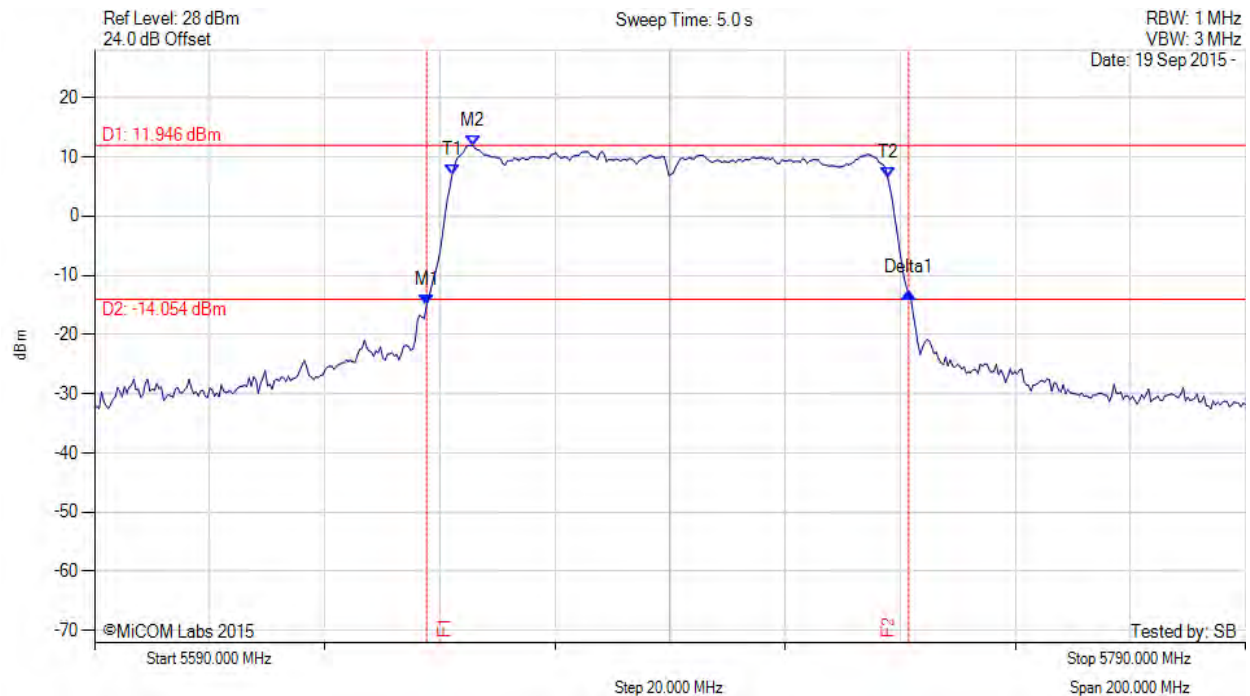


Title: Actiontec Electronics Inc WCB6240Q
To: FCC Part 15.407 + Industry Canada RSS-247 Issue 1
Serial #: ATEC09-U11a Conducted (DFS Bands) Rev A
Issue Date: 27th October 2015
Page: 110 of 266

26 dB & 99% BANDWIDTH



Variant: 802.11ac-80, Channel: 5690.00 MHz, Chain c, Temp: Ambient, Voltage: 12 Vdc



Analyser Setup	Marker:Frequency:Amplitude	Test Results
Detector = MAX PEAK Sweep Count = 0 RF Atten (dB) = 20 Trace Mode = MAX HOLD	M1 : 5647.715 MHz : -15.022 dBm M2 : 5655.731 MHz : 11.946 dBm Delta1 : 83.768 MHz : 2.052 dB T1 : 5652.124 MHz : 6.989 dBm T2 : 5727.876 MHz : 6.367 dBm OBW : 75.752 MHz	Measured 26 dB Bandwidth: 83.768 MHz Measured 99% Bandwidth: 75.752 MHz

[back to matrix](#)

This test report may be reproduced in full only. The document may only be updated by MiCOM Labs personnel. All changes will be noted in the Document History section of the report.

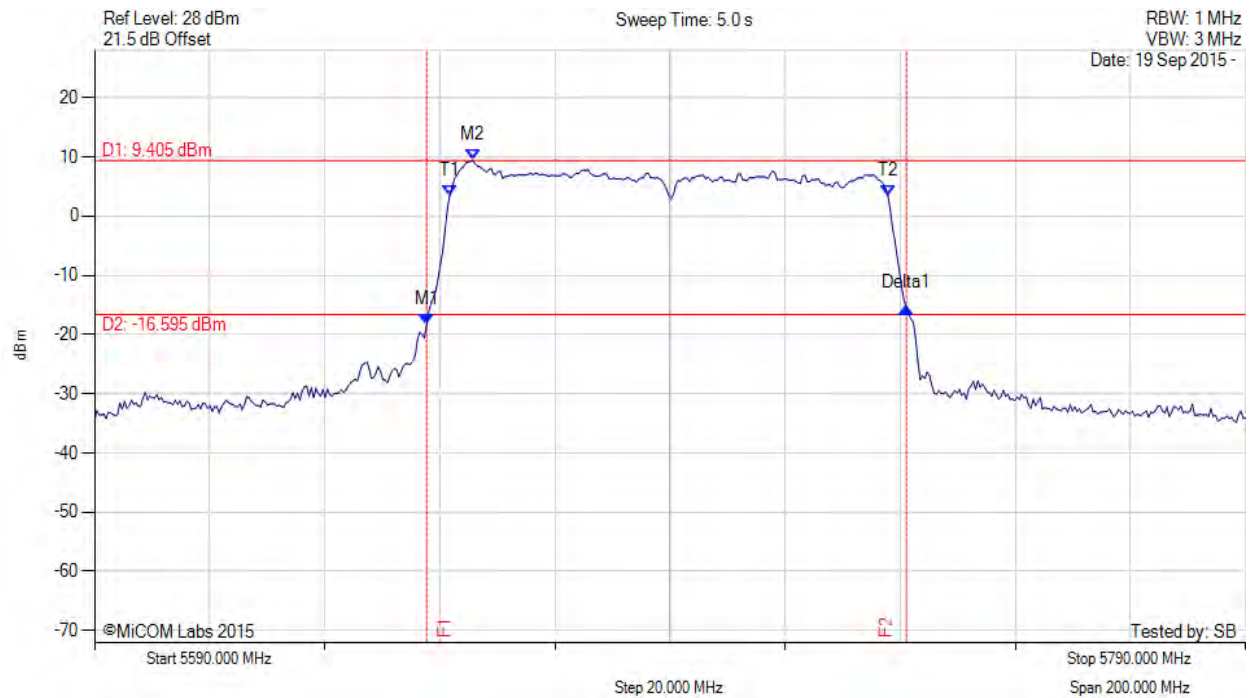


Title: Actiontec Electronics Inc WCB6240Q
To: FCC Part 15.407 + Industry Canada RSS-247 Issue 1
Serial #: ATEC09-U11a Conducted (DFS Bands) Rev A
Issue Date: 27th October 2015
Page: 111 of 266



26 dB & 99% BANDWIDTH

Variant: 802.11ac-80, Channel: 5690.00 MHz, Chain d, Temp: Ambient, Voltage: 12 Vdc



Analyser Setup	Marker:Frequency:Amplitude	Test Results
Detector = MAX PEAK Sweep Count = 0 RF Atten (dB) = 20 Trace Mode = MAX HOLD	M1 : 5647.715 MHz : -18.321 dBm M2 : 5655.731 MHz : 9.405 dBm Delta1 : 83.367 MHz : 2.823 dB T1 : 5651.723 MHz : 3.445 dBm T2 : 5727.876 MHz : 3.451 dBm OBW : 76.152 MHz	Measured 26 dB Bandwidth: 83.367 MHz Measured 99% Bandwidth: 76.152 MHz

[back to matrix](#)

This test report may be reproduced in full only. The document may only be updated by MiCOM Labs personnel. All changes will be noted in the Document History section of the report.

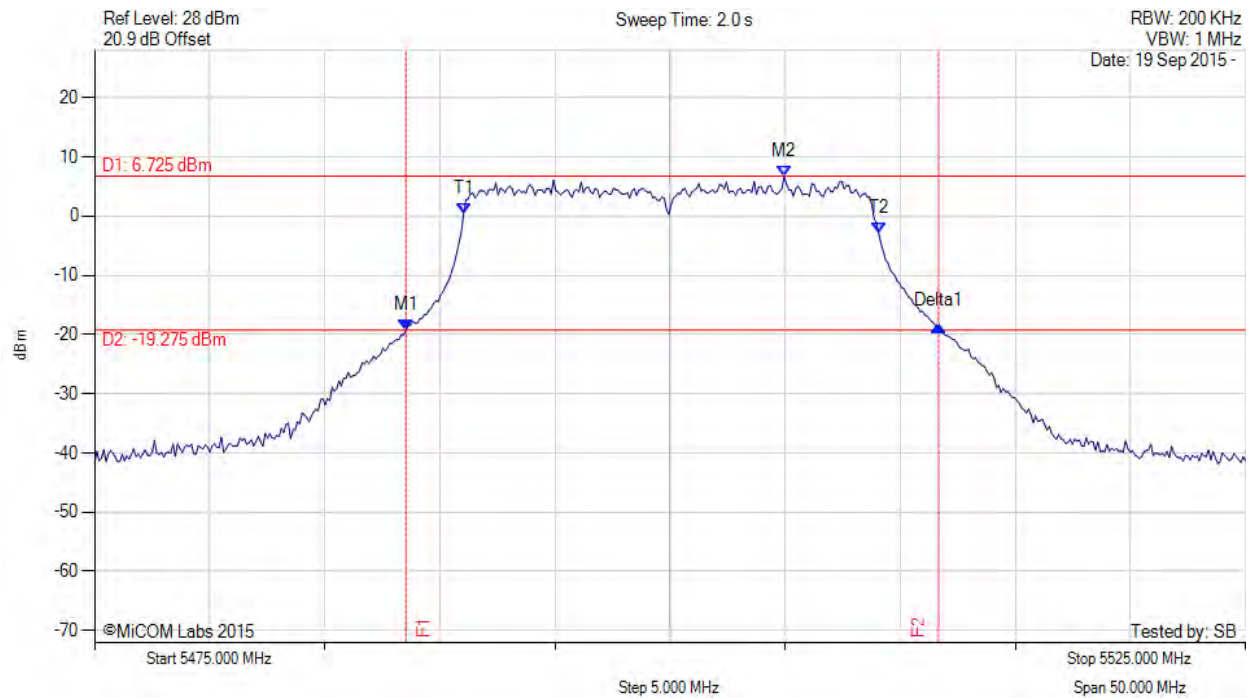


Title: Actiontec Electronics Inc WCB6240Q
To: FCC Part 15.407 + Industry Canada RSS-247 Issue 1
Serial #: ATEC09-U11a Conducted (DFS Bands) Rev A
Issue Date: 27th October 2015
Page: 112 of 266



26 dB & 99% BANDWIDTH

Variant: 802.11n HT-20, Channel: 5500.00 MHz, Chain a, Temp: Ambient, Voltage: 12 Vdc



Analyser Setup	Marker:Frequency:Amplitude	Test Results
Detector = MAX PEAK Sweep Count = 0 RF Atten (dB) = 20 Trace Mode = MAX HOLD	M1 : 5488.527 MHz : -19.289 dBm M2 : 5504.960 MHz : 6.725 dBm Delta1 : 23.146 MHz : 0.757 dB T1 : 5491.032 MHz : 0.390 dBm T2 : 5509.068 MHz : -2.905 dBm OBW : 18.036 MHz	Measured 26 dB Bandwidth: 23.146 MHz Measured 99% Bandwidth: 18.036 MHz

[back to matrix](#)

This test report may be reproduced in full only. The document may only be updated by MiCOM Labs personnel. All changes will be noted in the Document History section of the report.

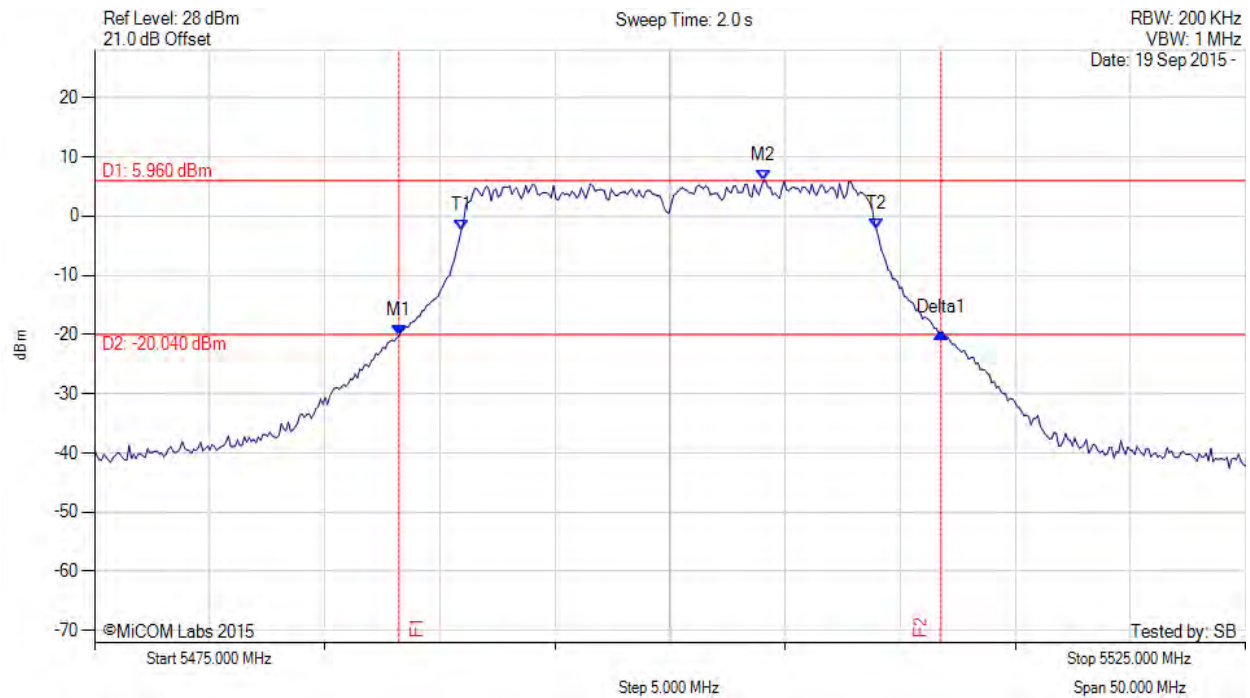


Title: Actiontec Electronics Inc WCB6240Q
To: FCC Part 15.407 + Industry Canada RSS-247 Issue 1
Serial #: ATEC09-U11a Conducted (DFS Bands) Rev A
Issue Date: 27th October 2015
Page: 113 of 266



26 dB & 99% BANDWIDTH

Variant: 802.11n HT-20, Channel: 5500.00 MHz, Chain b, Temp: Ambient, Voltage: 12 Vdc



Analyser Setup	Marker:Frequency:Amplitude	Test Results
Detector = MAX PEAK Sweep Count = 0 RF Atten (dB) = 20 Trace Mode = MAX HOLD	M1 : 5488.226 MHz : -20.214 dBm M2 : 5504.058 MHz : 5.960 dBm Delta1 : 23.547 MHz : 0.488 dB T1 : 5490.932 MHz : -2.319 dBm T2 : 5508.968 MHz : -2.274 dBm OBW : 18.036 MHz	Measured 26 dB Bandwidth: 23.547 MHz Measured 99% Bandwidth: 18.036 MHz

[back to matrix](#)

This test report may be reproduced in full only. The document may only be updated by MiCOM Labs personnel. All changes will be noted in the Document History section of the report.

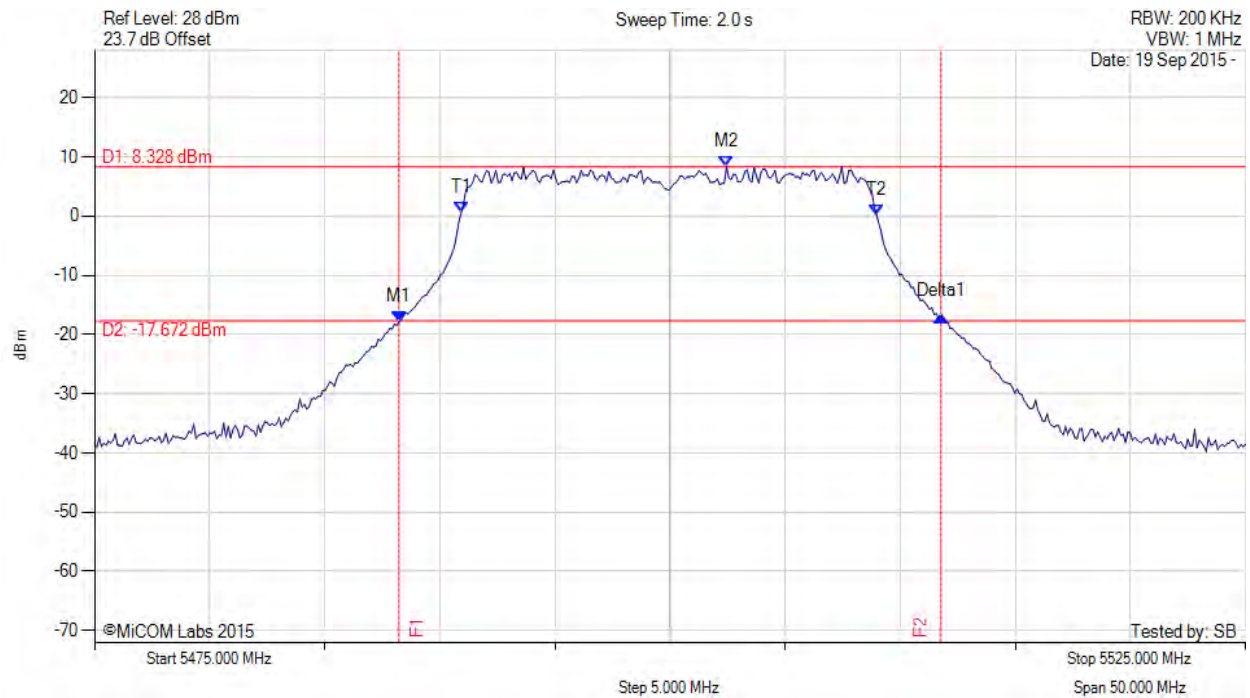


Title: Actiontec Electronics Inc WCB6240Q
To: FCC Part 15.407 + Industry Canada RSS-247 Issue 1
Serial #: ATEC09-U11a Conducted (DFS Bands) Rev A
Issue Date: 27th October 2015
Page: 114 of 266

26 dB & 99% BANDWIDTH



Variant: 802.11n HT-20, Channel: 5500.00 MHz, Chain c, Temp: Ambient, Voltage: 12 Vdc



Analyser Setup	Marker:Frequency:Amplitude	Test Results
Detector = MAX PEAK Sweep Count = 0 RF Atten (dB) = 20 Trace Mode = MAX HOLD	M1 : 5488.226 MHz : -17.910 dBm M2 : 5502.455 MHz : 8.328 dBm Delta1 : 23.547 MHz : 1.104 dB T1 : 5490.932 MHz : 0.567 dBm T2 : 5508.968 MHz : 0.245 dBm OBW : 18.036 MHz	Measured 26 dB Bandwidth: 23.547 MHz Measured 99% Bandwidth: 18.036 MHz

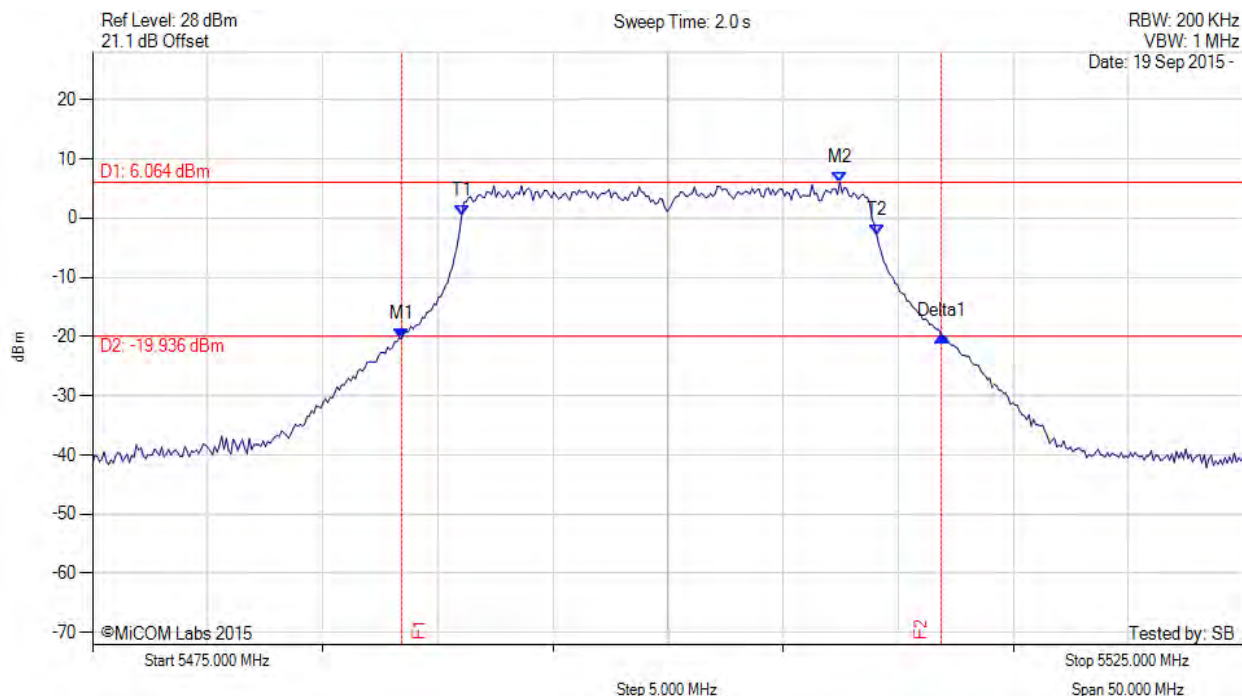
[back to matrix](#)

This test report may be reproduced in full only. The document may only be updated by MiCOM Labs personnel. All changes will be noted in the Document History section of the report.



26 dB & 99% BANDWIDTH

Variant: 802.11n HT-20, Channel: 5500.00 MHz, Chain d, Temp: Ambient, Voltage: 12 Vdc



Analyser Setup	Marker:Frequency:Amplitude	Test Results
Detector = MAX PEAK Sweep Count = 0 RF Atten (dB) = 20 Trace Mode = MAX HOLD	M1 : 5488.427 MHz : -20.411 dBm M2 : 5507.465 MHz : 6.064 dBm Delta1 : 23.447 MHz : 0.527 dB T1 : 5491.032 MHz : 0.311 dBm T2 : 5509.068 MHz : -2.783 dBm OBW : 18.036 MHz	Measured 26 dB Bandwidth: 23.447 MHz Measured 99% Bandwidth: 18.036 MHz

[back to matrix](#)

This test report may be reproduced in full only. The document may only be updated by MiCOM Labs personnel. All changes will be noted in the Document History section of the report.

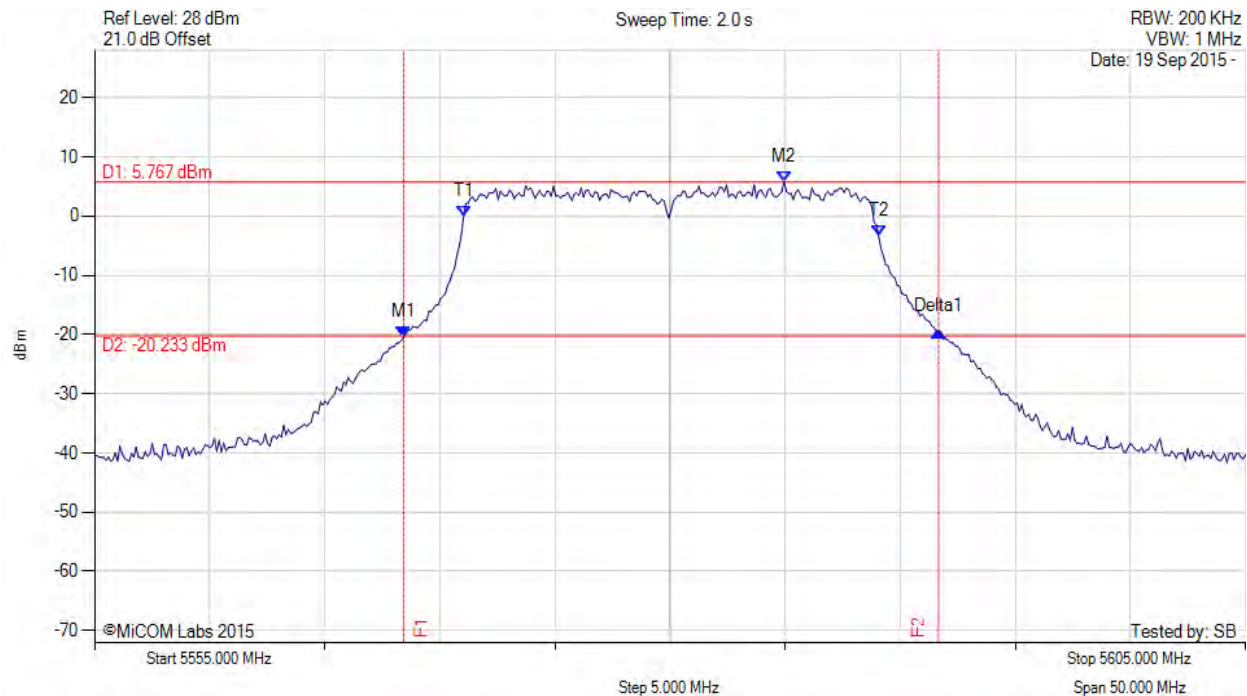


Title: Actiontec Electronics Inc WCB6240Q
To: FCC Part 15.407 + Industry Canada RSS-247 Issue 1
Serial #: ATEC09-U11a Conducted (DFS Bands) Rev A
Issue Date: 27th October 2015
Page: 116 of 266



26 dB & 99% BANDWIDTH

Variant: 802.11n HT-20, Channel: 5580.00 MHz, Chain a, Temp: Ambient, Voltage: 12 Vdc



Analyser Setup	Marker:Frequency:Amplitude	Test Results
Detector = MAX PEAK Sweep Count = 0 RF Atten (dB) = 20 Trace Mode = MAX HOLD	M1 : 5568.427 MHz : -20.505 dBm M2 : 5584.960 MHz : 5.767 dBm Delta1 : 23.246 MHz : 1.045 dB T1 : 5571.032 MHz : -0.056 dBm T2 : 5589.068 MHz : -3.430 dBm OBW : 18.036 MHz	Measured 26 dB Bandwidth: 23.246 MHz Measured 99% Bandwidth: 18.036 MHz

[back to matrix](#)

This test report may be reproduced in full only. The document may only be updated by MiCOM Labs personnel. All changes will be noted in the Document History section of the report.

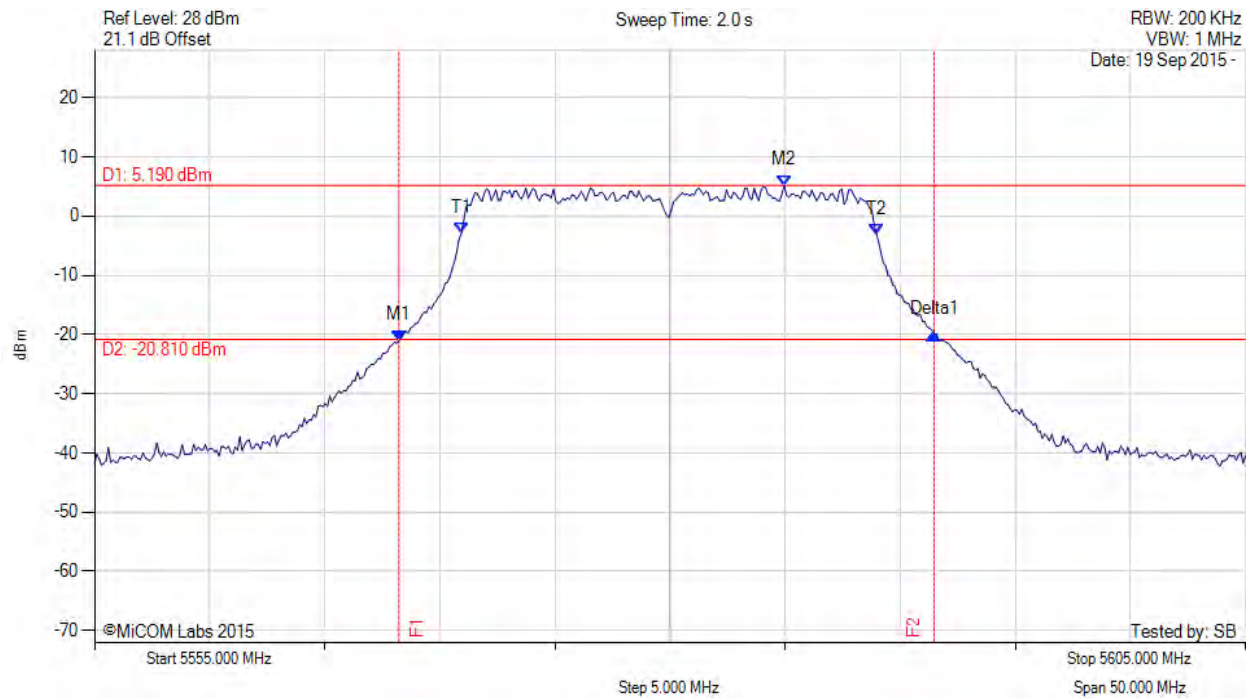


Title: Actiontec Electronics Inc WCB6240Q
To: FCC Part 15.407 + Industry Canada RSS-247 Issue 1
Serial #: ATEC09-U11a Conducted (DFS Bands) Rev A
Issue Date: 27th October 2015
Page: 117 of 266



26 dB & 99% BANDWIDTH

Variant: 802.11n HT-20, Channel: 5580.00 MHz, Chain b, Temp: Ambient, Voltage: 12 Vdc



Analyser Setup	Marker:Frequency:Amplitude	Test Results
Detector = MAX PEAK Sweep Count = 0 RF Atten (dB) = 20 Trace Mode = MAX HOLD	M1 : 5568.226 MHz : -20.995 dBm M2 : 5584.960 MHz : 5.190 dBm Delta1 : 23.246 MHz : 1.110 dB T1 : 5570.932 MHz : -2.941 dBm T2 : 5588.968 MHz : -3.053 dBm OBW : 18.036 MHz	Measured 26 dB Bandwidth: 23.246 MHz Measured 99% Bandwidth: 18.036 MHz

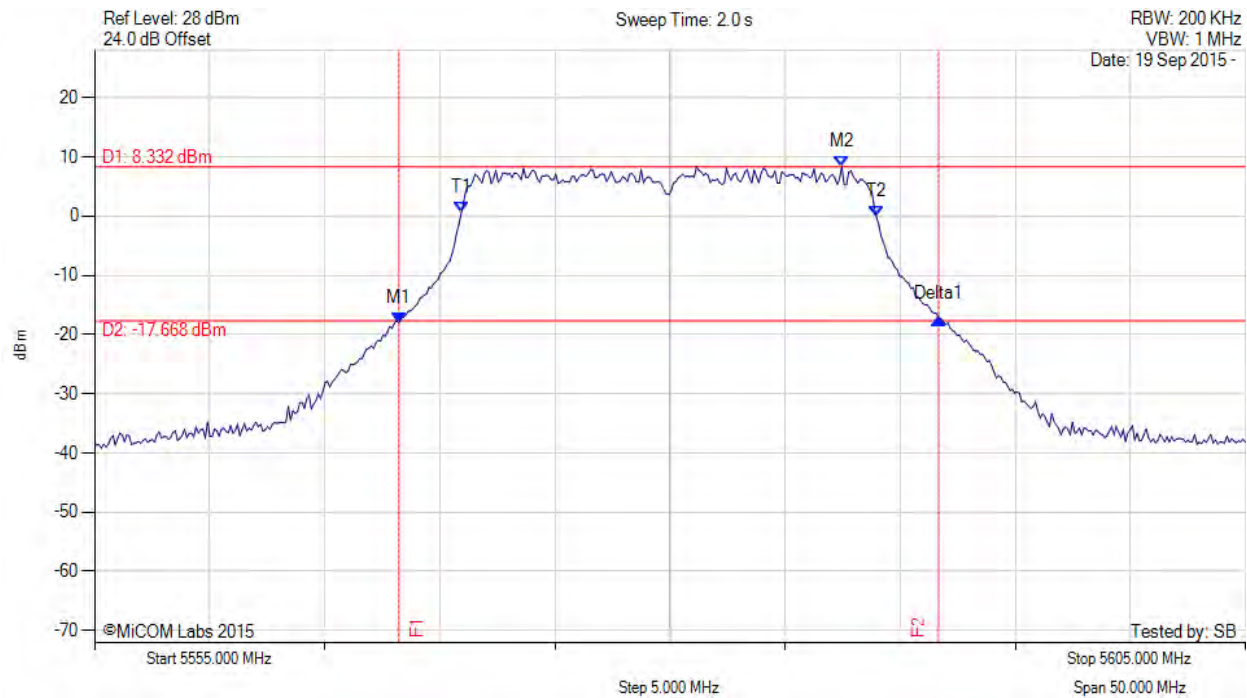
[back to matrix](#)

This test report may be reproduced in full only. The document may only be updated by MiCOM Labs personnel. All changes will be noted in the Document History section of the report.



26 dB & 99% BANDWIDTH

Variant: 802.11n HT-20, Channel: 5580.00 MHz, Chain c, Temp: Ambient, Voltage: 12 Vdc



Analyser Setup	Marker:Frequency:Amplitude	Test Results
Detector = MAX PEAK Sweep Count = 0 RF Atten (dB) = 20 Trace Mode = MAX HOLD	M1 : 5568.226 MHz : -17.971 dBm M2 : 5587.465 MHz : 8.332 dBm Delta1 : 23.447 MHz : 0.696 dB T1 : 5570.932 MHz : 0.542 dBm T2 : 5588.968 MHz : -0.151 dBm OBW : 18.036 MHz	Measured 26 dB Bandwidth: 23.447 MHz Measured 99% Bandwidth: 18.036 MHz

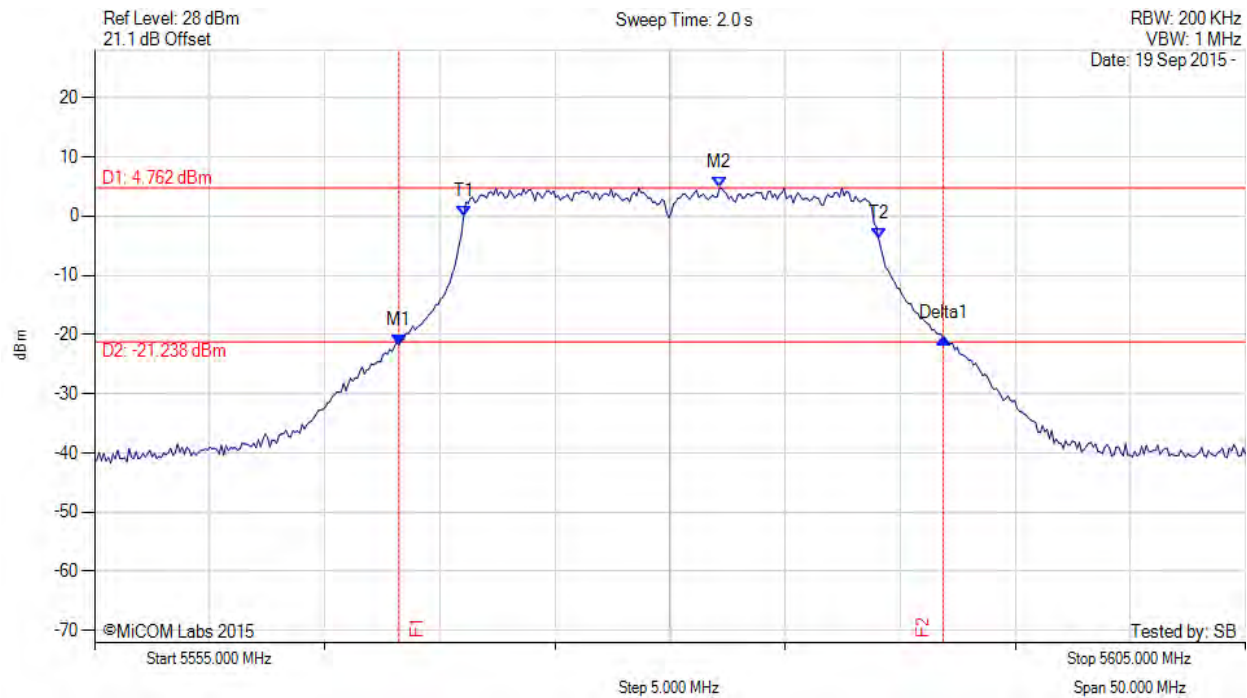
[back to matrix](#)

This test report may be reproduced in full only. The document may only be updated by MiCOM Labs personnel. All changes will be noted in the Document History section of the report.



26 dB & 99% BANDWIDTH

Variant: 802.11n HT-20, Channel: 5580.00 MHz, Chain d, Temp: Ambient, Voltage: 12 Vdc



Analyser Setup	Marker:Frequency:Amplitude	Test Results
Detector = MAX PEAK Sweep Count = 0 RF Atten (dB) = 20 Trace Mode = MAX HOLD	M1 : 5568.226 MHz : -21.743 dBm M2 : 5582.154 MHz : 4.762 dBm Delta1 : 23.647 MHz : 1.173 dB T1 : 5571.032 MHz : -0.066 dBm T2 : 5589.068 MHz : -3.912 dBm OBW : 18.036 MHz	Measured 26 dB Bandwidth: 23.647 MHz Measured 99% Bandwidth: 18.036 MHz

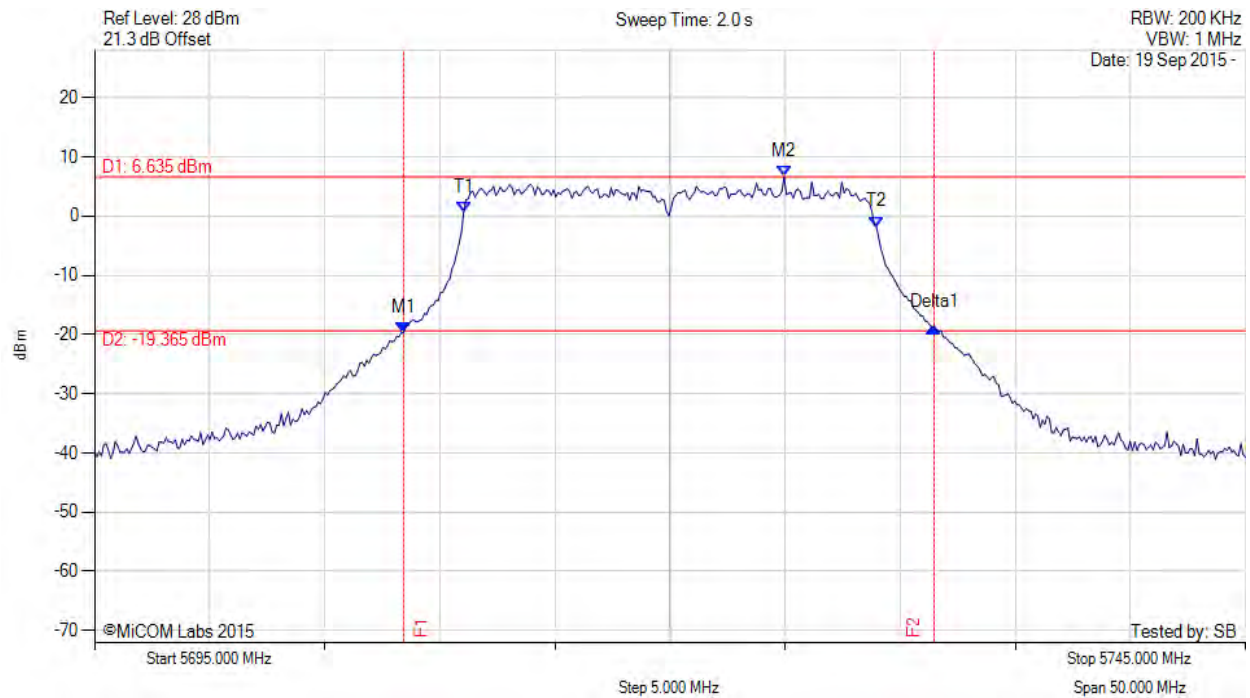
[back to matrix](#)

This test report may be reproduced in full only. The document may only be updated by MiCOM Labs personnel. All changes will be noted in the Document History section of the report.



26 dB & 99% BANDWIDTH

Variant: 802.11n HT-20, Channel: 5720.00 MHz, Chain a, Temp: Ambient, Voltage: 12 Vdc



Analyser Setup	Marker:Frequency:Amplitude	Test Results
Detector = MAX PEAK Sweep Count = 0 RF Atten (dB) = 20 Trace Mode = MAX HOLD	M1 : 5708.427 MHz : -19.730 dBm M2 : 5724.960 MHz : 6.635 dBm Delta1 : 23.046 MHz : 0.978 dB T1 : 5711.032 MHz : 0.561 dBm T2 : 5728.968 MHz : -1.833 dBm OBW : 17.936 MHz	Measured 26 dB Bandwidth: 23.046 MHz Measured 99% Bandwidth: 17.936 MHz

[back to matrix](#)

This test report may be reproduced in full only. The document may only be updated by MiCOM Labs personnel. All changes will be noted in the Document History section of the report.

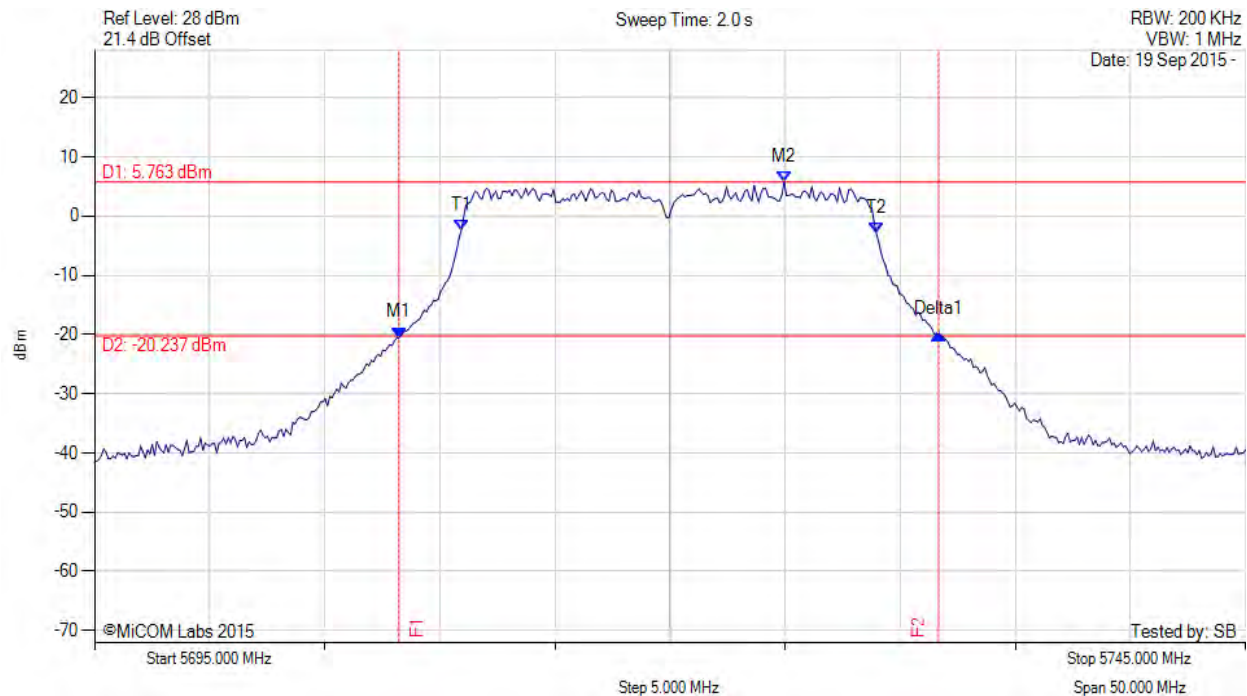


Title: Actiontec Electronics Inc WCB6240Q
To: FCC Part 15.407 + Industry Canada RSS-247 Issue 1
Serial #: ATEC09-U11a Conducted (DFS Bands) Rev A
Issue Date: 27th October 2015
Page: 121 of 266



26 dB & 99% BANDWIDTH

Variant: 802.11n HT-20, Channel: 5720.00 MHz, Chain b, Temp: Ambient, Voltage: 12 Vdc



Analyser Setup	Marker:Frequency:Amplitude	Test Results
Detector = MAX PEAK Sweep Count = 0 RF Atten (dB) = 20 Trace Mode = MAX HOLD	M1 : 5708.226 MHz : -20.515 dBm M2 : 5724.960 MHz : 5.763 dBm Delta1 : 23.447 MHz : 0.494 dB T1 : 5710.932 MHz : -2.425 dBm T2 : 5728.968 MHz : -2.972 dBm OBW : 18.036 MHz	Measured 26 dB Bandwidth: 23.447 MHz Measured 99% Bandwidth: 18.036 MHz

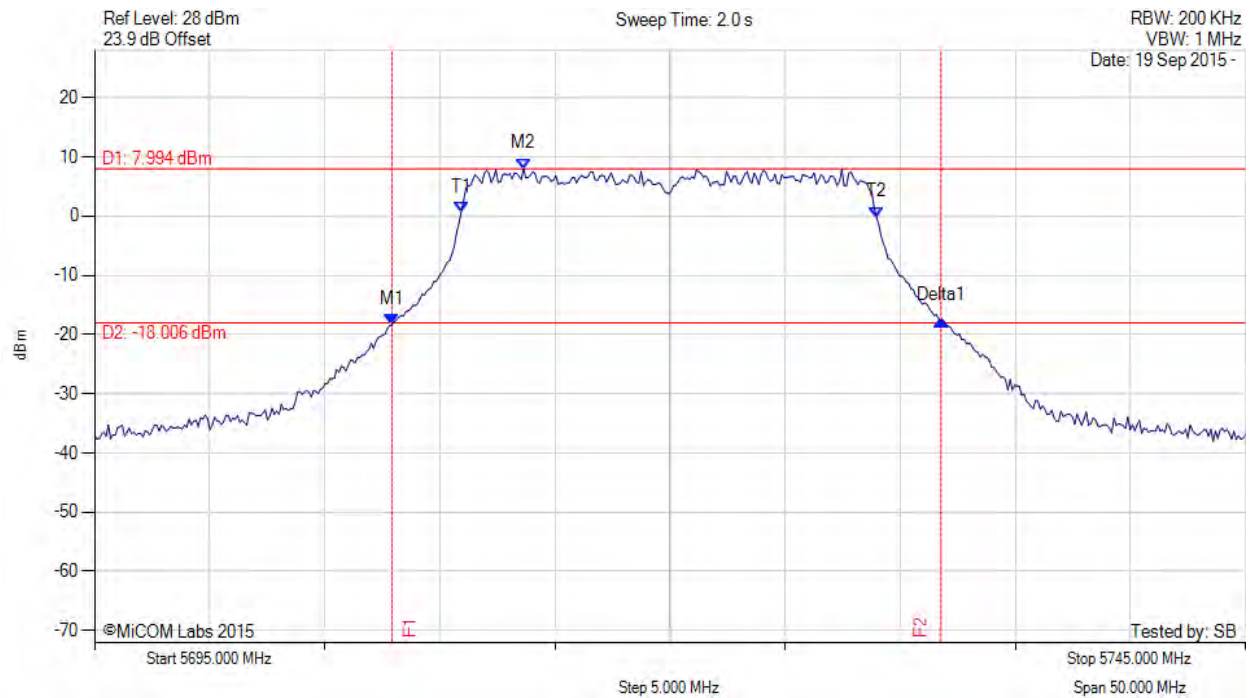
[back to matrix](#)

This test report may be reproduced in full only. The document may only be updated by MiCOM Labs personnel. All changes will be noted in the Document History section of the report.



26 dB & 99% BANDWIDTH

Variant: 802.11n HT-20, Channel: 5720.00 MHz, Chain c, Temp: Ambient, Voltage: 12 Vdc



Analyser Setup	Marker:Frequency:Amplitude	Test Results
Detector = MAX PEAK Sweep Count = 0 RF Atten (dB) = 20 Trace Mode = MAX HOLD	M1 : 5707.926 MHz : -18.329 dBm M2 : 5713.637 MHz : 7.994 dBm Delta1 : 23.848 MHz : 0.742 dB T1 : 5710.932 MHz : 0.711 dBm T2 : 5728.968 MHz : -0.200 dBm OBW : 18.036 MHz	Measured 26 dB Bandwidth: 23.848 MHz Measured 99% Bandwidth: 18.036 MHz

[back to matrix](#)

This test report may be reproduced in full only. The document may only be updated by MiCOM Labs personnel. All changes will be noted in the Document History section of the report.

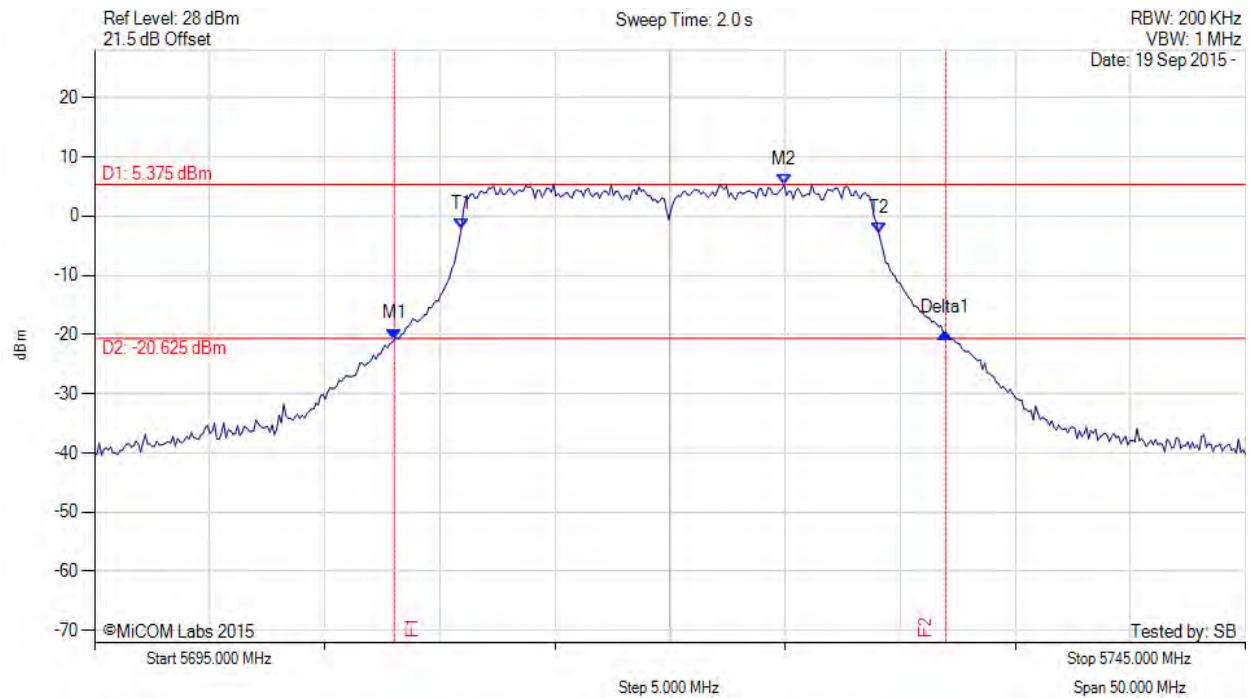


Title: Actiontec Electronics Inc WCB6240Q
To: FCC Part 15.407 + Industry Canada RSS-247 Issue 1
Serial #: ATEC09-U11a Conducted (DFS Bands) Rev A
Issue Date: 27th October 2015
Page: 123 of 266



26 dB & 99% BANDWIDTH

Variant: 802.11n HT-20, Channel: 5720.00 MHz, Chain d, Temp: Ambient, Voltage: 12 Vdc



Analyser Setup	Marker:Frequency:Amplitude	Test Results
Detector = MAX PEAK Sweep Count = 0 RF Atten (dB) = 20 Trace Mode = MAX HOLD	M1 : 5708.026 MHz : -20.755 dBm M2 : 5724.960 MHz : 5.375 dBm Delta1 : 23.948 MHz : 1.011 dB T1 : 5710.932 MHz : -2.108 dBm T2 : 5729.068 MHz : -2.880 dBm OBW : 18.136 MHz	Measured 26 dB Bandwidth: 23.948 MHz Measured 99% Bandwidth: 18.136 MHz

[back to matrix](#)

This test report may be reproduced in full only. The document may only be updated by MiCOM Labs personnel. All changes will be noted in the Document History section of the report.

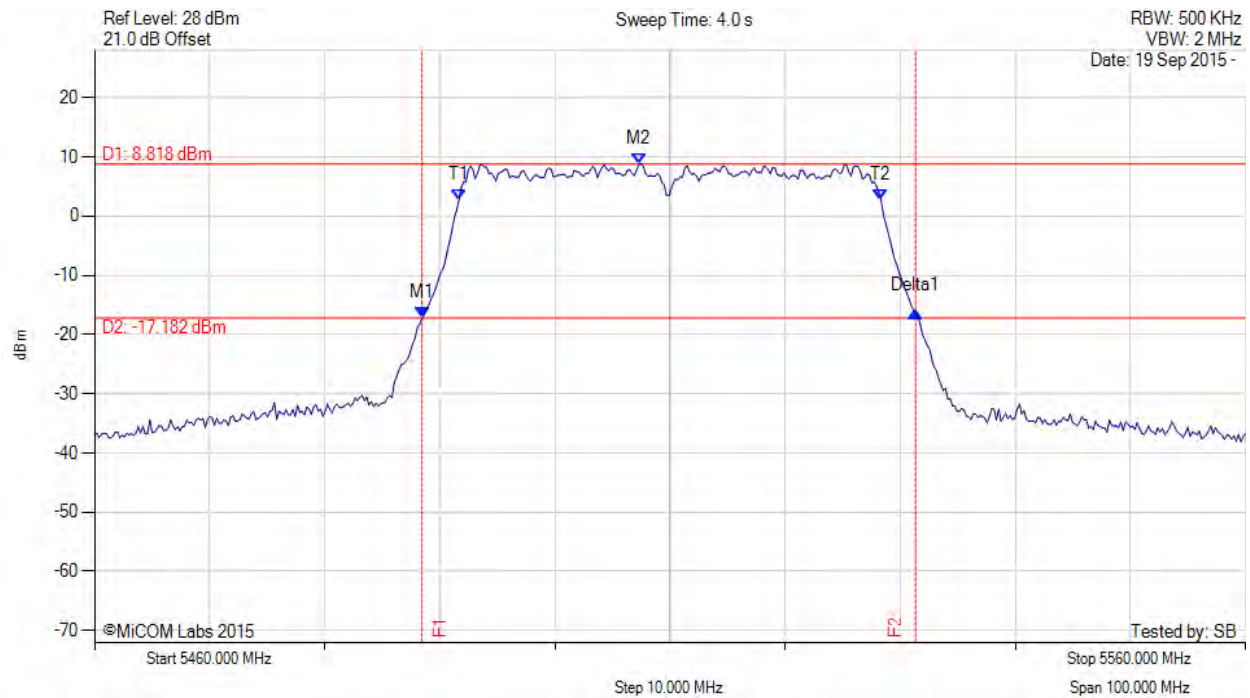


Title: Actiontec Electronics Inc WCB6240Q
To: FCC Part 15.407 + Industry Canada RSS-247 Issue 1
Serial #: ATEC09-U11a Conducted (DFS Bands) Rev A
Issue Date: 27th October 2015
Page: 124 of 266



26 dB & 99% BANDWIDTH

Variant: 802.11n HT-40, Channel: 5510.00 MHz, Chain a, Temp: Ambient, Voltage: 12 Vdc



Analyser Setup	Marker:Frequency:Amplitude	Test Results
Detector = MAX PEAK Sweep Count = 0 RF Atten (dB) = 20 Trace Mode = MAX HOLD	M1 : 5488.457 MHz : -17.222 dBm M2 : 5507.295 MHz : 8.818 dBm Delta1 : 42.886 MHz : 1.131 dB T1 : 5491.663 MHz : 2.706 dBm T2 : 5528.337 MHz : 2.714 dBm OBW : 36.673 MHz	Measured 26 dB Bandwidth: 42.886 MHz Measured 99% Bandwidth: 36.673 MHz

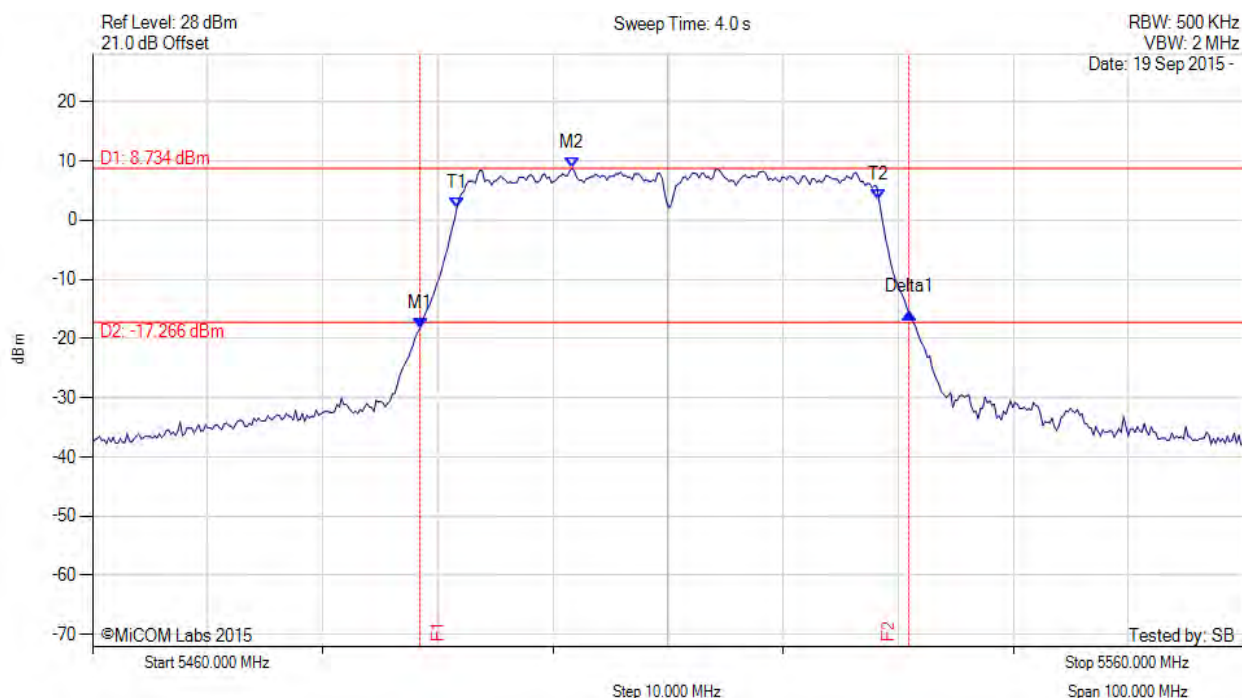
[back to matrix](#)

This test report may be reproduced in full only. The document may only be updated by MiCOM Labs personnel. All changes will be noted in the Document History section of the report.



26 dB & 99% BANDWIDTH

Variant: 802.11n HT-40, Channel: 5510.00 MHz, Chain b, Temp: Ambient, Voltage: 12 Vdc



Analyser Setup	Marker:Frequency:Amplitude	Test Results
Detector = MAX PEAK Sweep Count = 0 RF Atten (dB) = 20 Trace Mode = MAX HOLD	M1 : 5488.457 MHz : -18.221 dBm M2 : 5501.683 MHz : 8.734 dBm Delta1 : 42.485 MHz : 2.619 dB T1 : 5491.663 MHz : 2.119 dBm T2 : 5528.337 MHz : 3.349 dBm OBW : 36.673 MHz	Measured 26 dB Bandwidth: 42.485 MHz Measured 99% Bandwidth: 36.673 MHz

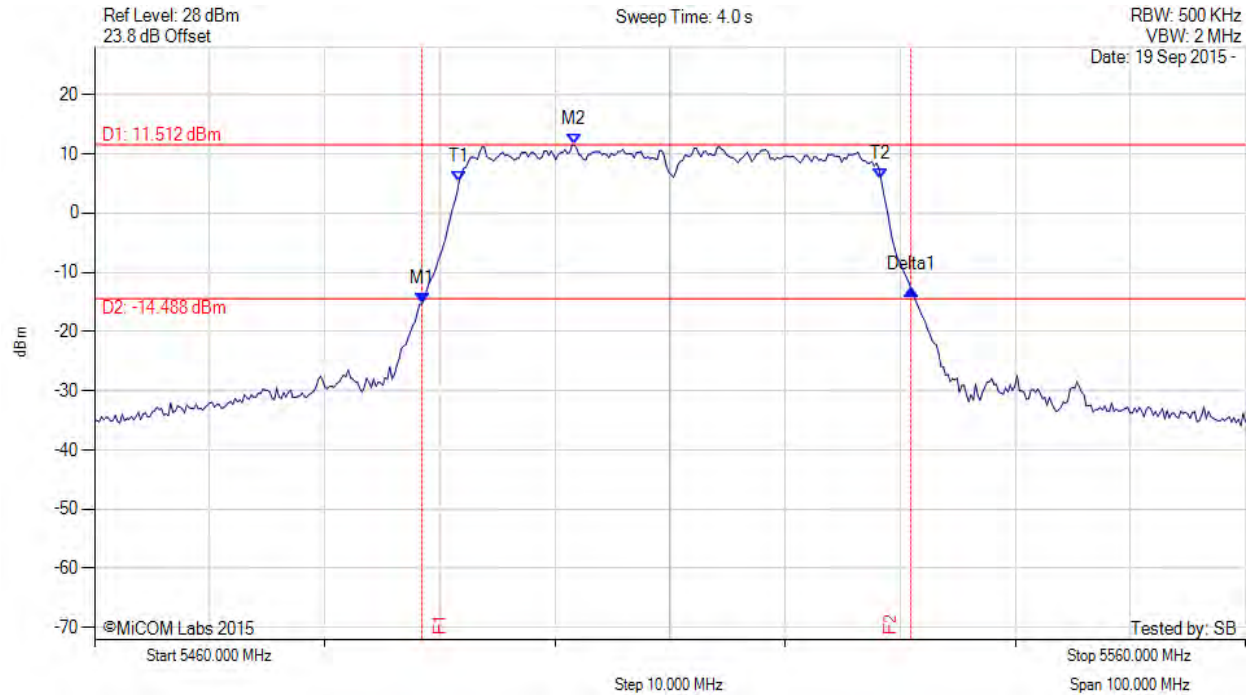
[back to matrix](#)

This test report may be reproduced in full only. The document may only be updated by MiCOM Labs personnel. All changes will be noted in the Document History section of the report.



26 dB & 99% BANDWIDTH

Variant: 802.11n HT-40, Channel: 5510.00 MHz, Chain c, Temp: Ambient, Voltage: 12 Vdc



Analyser Setup	Marker:Frequency:Amplitude	Test Results
Detector = MAX PEAK Sweep Count = 0 RF Atten (dB) = 20 Trace Mode = MAX HOLD	M1 : 5488.457 MHz : -15.244 dBm M2 : 5501.683 MHz : 11.512 dBm Delta1 : 42.485 MHz : 2.412 dB T1 : 5491.663 MHz : 5.285 dBm T2 : 5528.337 MHz : 5.737 dBm OBW : 36.673 MHz	Measured 26 dB Bandwidth: 42.485 MHz Measured 99% Bandwidth: 36.673 MHz

[back to matrix](#)

This test report may be reproduced in full only. The document may only be updated by MiCOM Labs personnel. All changes will be noted in the Document History section of the report.

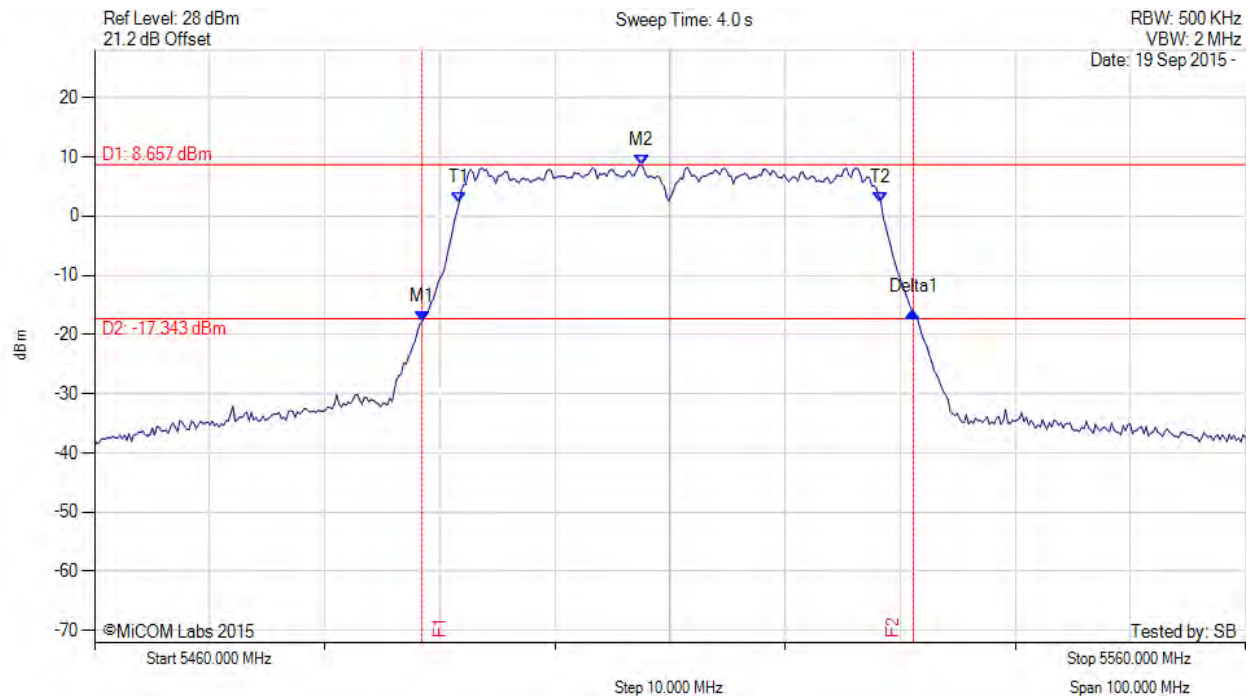


Title: Actiontec Electronics Inc WCB6240Q
To: FCC Part 15.407 + Industry Canada RSS-247 Issue 1
Serial #: ATEC09-U11a Conducted (DFS Bands) Rev A
Issue Date: 27th October 2015
Page: 127 of 266



26 dB & 99% BANDWIDTH

Variant: 802.11n HT-40, Channel: 5510.00 MHz, Chain d, Temp: Ambient, Voltage: 12 Vdc



Analyser Setup	Marker:Frequency:Amplitude	Test Results
Detector = MAX PEAK Sweep Count = 0 RF Atten (dB) = 20 Trace Mode = MAX HOLD	M1 : 5488.457 MHz : -17.849 dBm M2 : 5507.495 MHz : 8.657 dBm Delta1 : 42.685 MHz : 1.588 dB T1 : 5491.663 MHz : 2.204 dBm T2 : 5528.337 MHz : 2.318 dBm OBW : 36.673 MHz	Measured 26 dB Bandwidth: 42.685 MHz Measured 99% Bandwidth: 36.673 MHz

[back to matrix](#)

This test report may be reproduced in full only. The document may only be updated by MiCOM Labs personnel. All changes will be noted in the Document History section of the report.

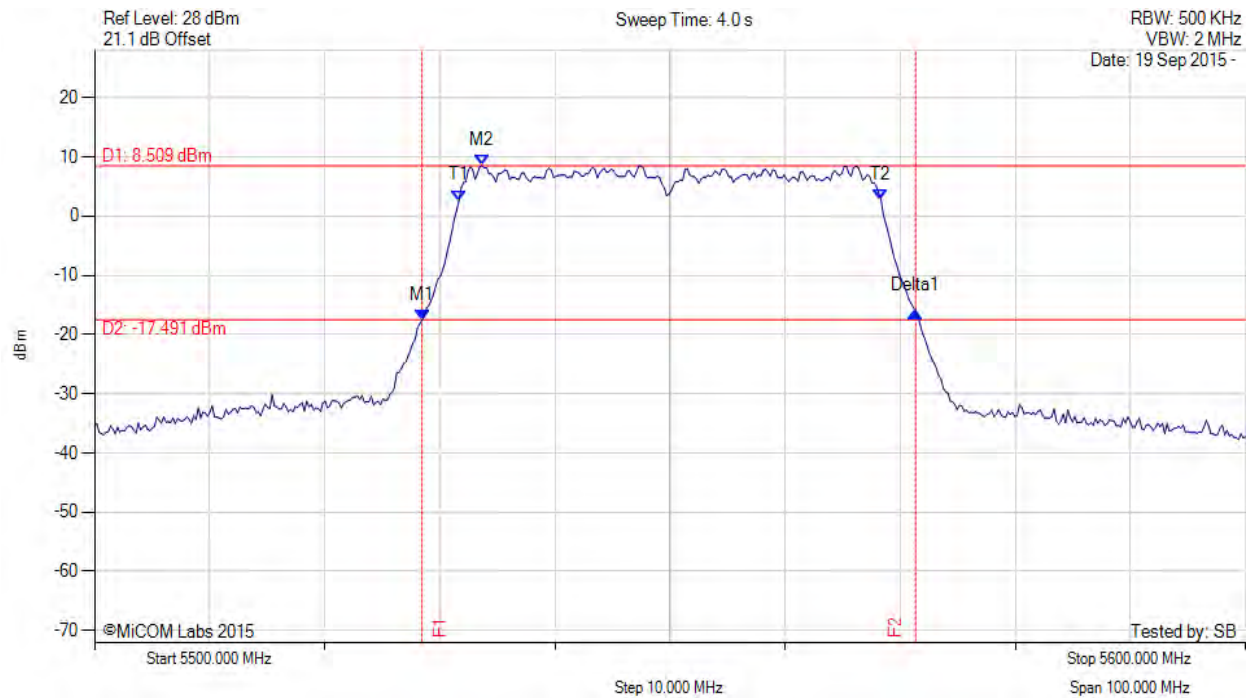


Title: Actiontec Electronics Inc WCB6240Q
To: FCC Part 15.407 + Industry Canada RSS-247 Issue 1
Serial #: ATEC09-U11a Conducted (DFS Bands) Rev A
Issue Date: 27th October 2015
Page: 128 of 266



26 dB & 99% BANDWIDTH

Variant: 802.11n HT-40, Channel: 5550.00 MHz, Chain a, Temp: Ambient, Voltage: 12 Vdc



Analyser Setup	Marker:Frequency:Amplitude	Test Results
Detector = MAX PEAK Sweep Count = 0 RF Atten (dB) = 20 Trace Mode = MAX HOLD	M1 : 5528.457 MHz : -17.542 dBm M2 : 5533.667 MHz : 8.509 dBm Delta1 : 42.886 MHz : 1.470 dB T1 : 5531.663 MHz : 2.605 dBm T2 : 5568.337 MHz : 2.737 dBm OBW : 36.673 MHz	Measured 26 dB Bandwidth: 42.886 MHz Measured 99% Bandwidth: 36.673 MHz

[back to matrix](#)

This test report may be reproduced in full only. The document may only be updated by MiCOM Labs personnel. All changes will be noted in the Document History section of the report.

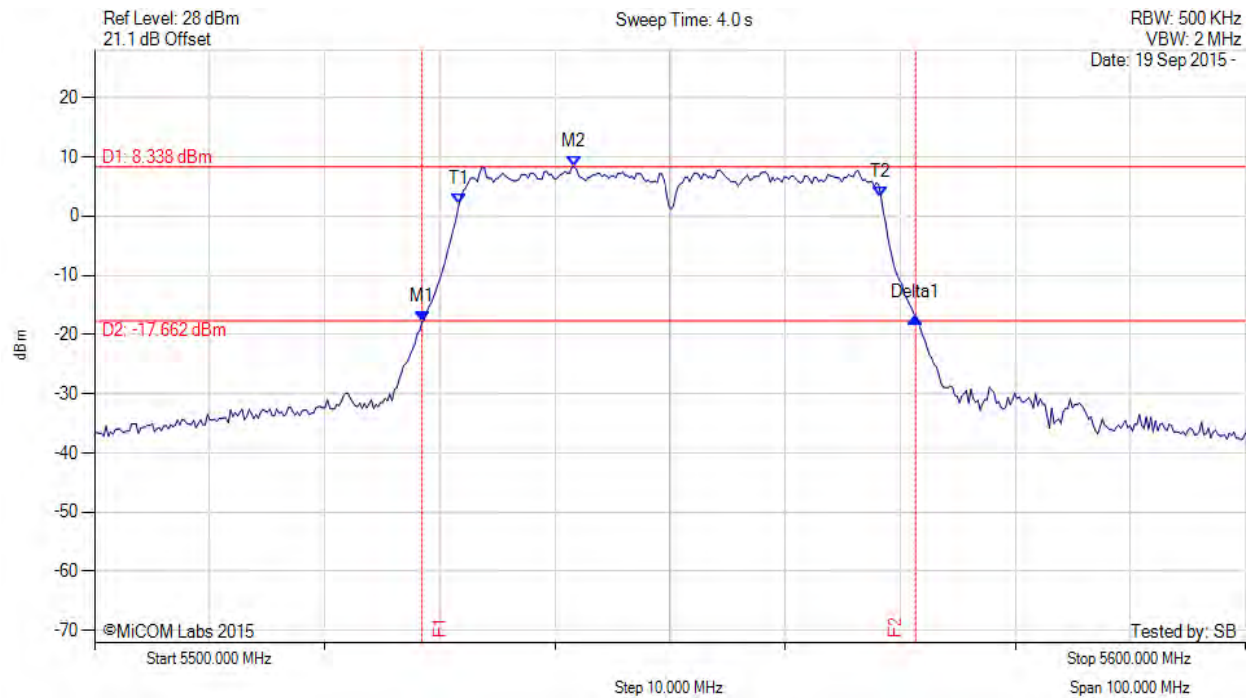


Title: Actiontec Electronics Inc WCB6240Q
To: FCC Part 15.407 + Industry Canada RSS-247 Issue 1
Serial #: ATEC09-U11a Conducted (DFS Bands) Rev A
Issue Date: 27th October 2015
Page: 129 of 266



26 dB & 99% BANDWIDTH

Variant: 802.11n HT-40, Channel: 5550.00 MHz, Chain b, Temp: Ambient, Voltage: 12 Vdc



Analyser Setup	Marker:Frequency:Amplitude	Test Results
Detector = MAX PEAK Sweep Count = 0 RF Atten (dB) = 20 Trace Mode = MAX HOLD	M1 : 5528.457 MHz : -17.818 dBm M2 : 5541.683 MHz : 8.338 dBm Delta1 : 42.886 MHz : 0.722 dB T1 : 5531.663 MHz : 1.984 dBm T2 : 5568.337 MHz : 3.207 dBm OBW : 36.673 MHz	Measured 26 dB Bandwidth: 42.886 MHz Measured 99% Bandwidth: 36.673 MHz

[back to matrix](#)

This test report may be reproduced in full only. The document may only be updated by MiCOM Labs personnel. All changes will be noted in the Document History section of the report.

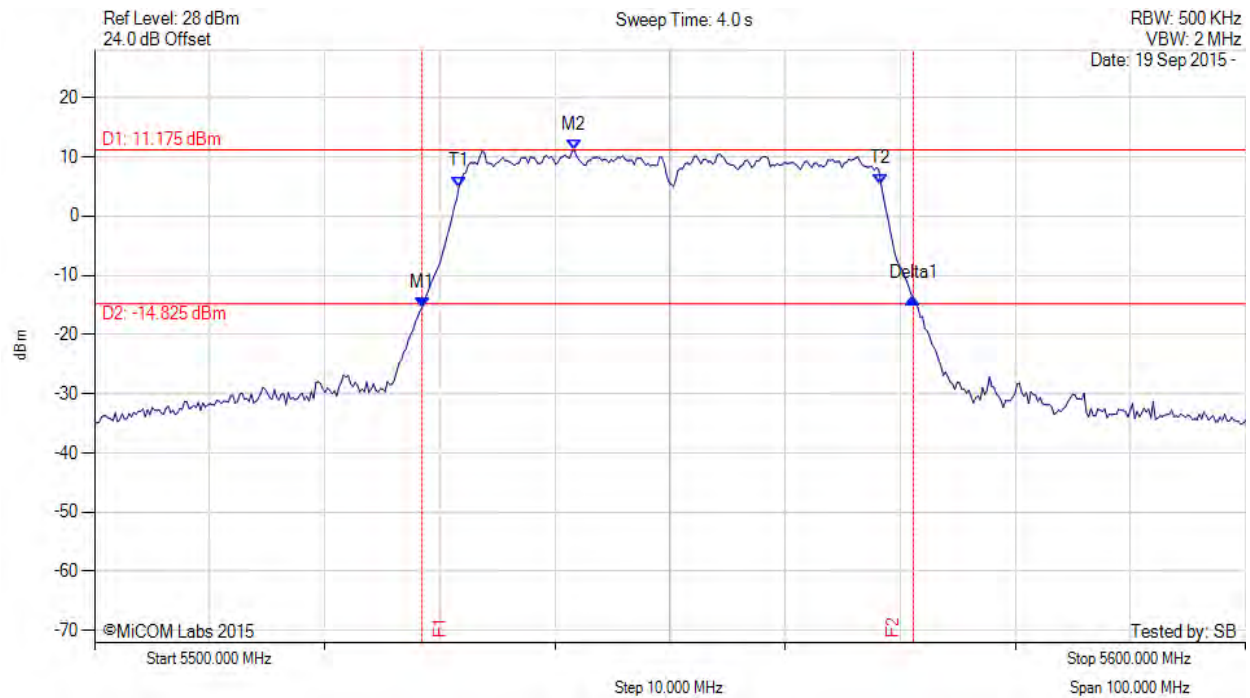


Title: Actiontec Electronics Inc WCB6240Q
To: FCC Part 15.407 + Industry Canada RSS-247 Issue 1
Serial #: ATEC09-U11a Conducted (DFS Bands) Rev A
Issue Date: 27th October 2015
Page: 130 of 266



26 dB & 99% BANDWIDTH

Variant: 802.11n HT-40, Channel: 5550.00 MHz, Chain c, Temp: Ambient, Voltage: 12 Vdc



Analyser Setup	Marker:Frequency:Amplitude	Test Results
Detector = MAX PEAK Sweep Count = 0 RF Atten (dB) = 20 Trace Mode = MAX HOLD	M1 : 5528.457 MHz : -15.449 dBm M2 : 5541.683 MHz : 11.175 dBm Delta1 : 42.685 MHz : 1.633 dB T1 : 5531.663 MHz : 4.964 dBm T2 : 5568.337 MHz : 5.429 dBm OBW : 36.673 MHz	Measured 26 dB Bandwidth: 42.685 MHz Measured 99% Bandwidth: 36.673 MHz

[back to matrix](#)

This test report may be reproduced in full only. The document may only be updated by MiCOM Labs personnel. All changes will be noted in the Document History section of the report.

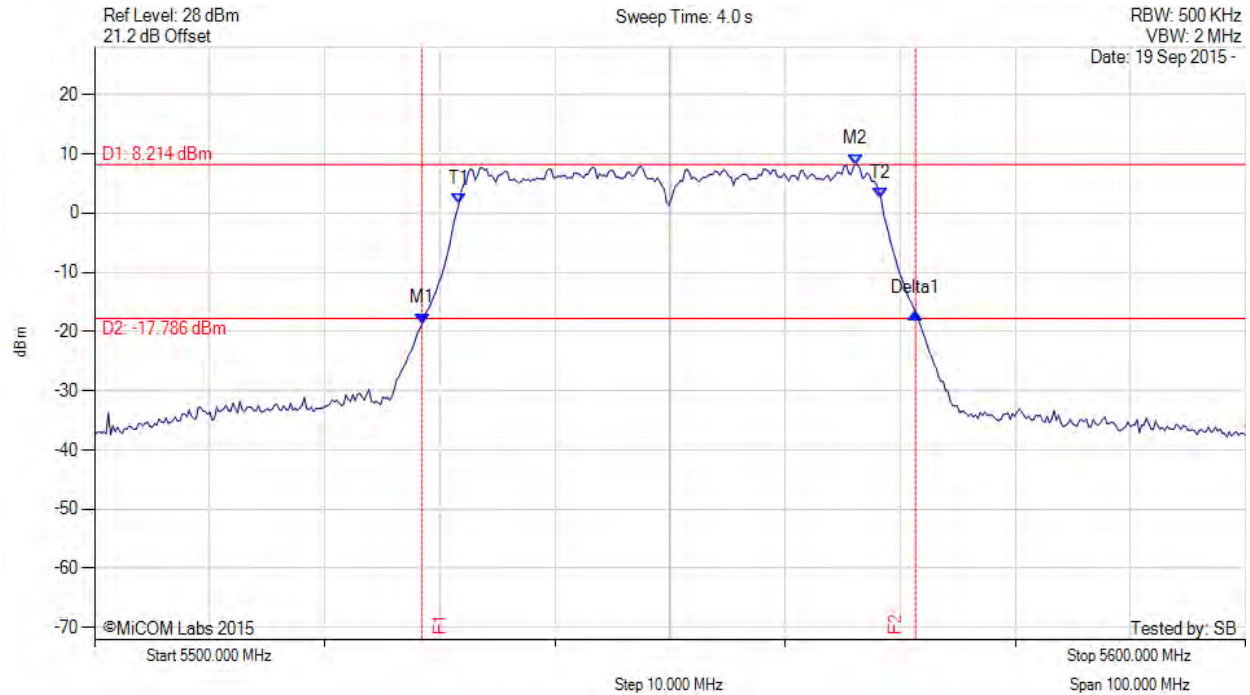


Title: Actiontec Electronics Inc WCB6240Q
To: FCC Part 15.407 + Industry Canada RSS-247 Issue 1
Serial #: ATEC09-U11a Conducted (DFS Bands) Rev A
Issue Date: 27th October 2015
Page: 131 of 266



26 dB & 99% BANDWIDTH

Variant: 802.11n HT-40, Channel: 5550.00 MHz, Chain d, Temp: Ambient, Voltage: 12 Vdc



Analyser Setup	Marker:Frequency:Amplitude	Test Results
Detector = MAX PEAK Sweep Count = 0 RF Atten (dB) = 20 Trace Mode = MAX HOLD	M1 : 5528.457 MHz : -18.640 dBm M2 : 5566.132 MHz : 8.214 dBm Delta1 : 42.886 MHz : 1.841 dB T1 : 5531.663 MHz : 1.647 dBm T2 : 5568.337 MHz : 2.564 dBm OBW : 36.673 MHz	Measured 26 dB Bandwidth: 42.886 MHz Measured 99% Bandwidth: 36.673 MHz

[back to matrix](#)

This test report may be reproduced in full only. The document may only be updated by MiCOM Labs personnel. All changes will be noted in the Document History section of the report.

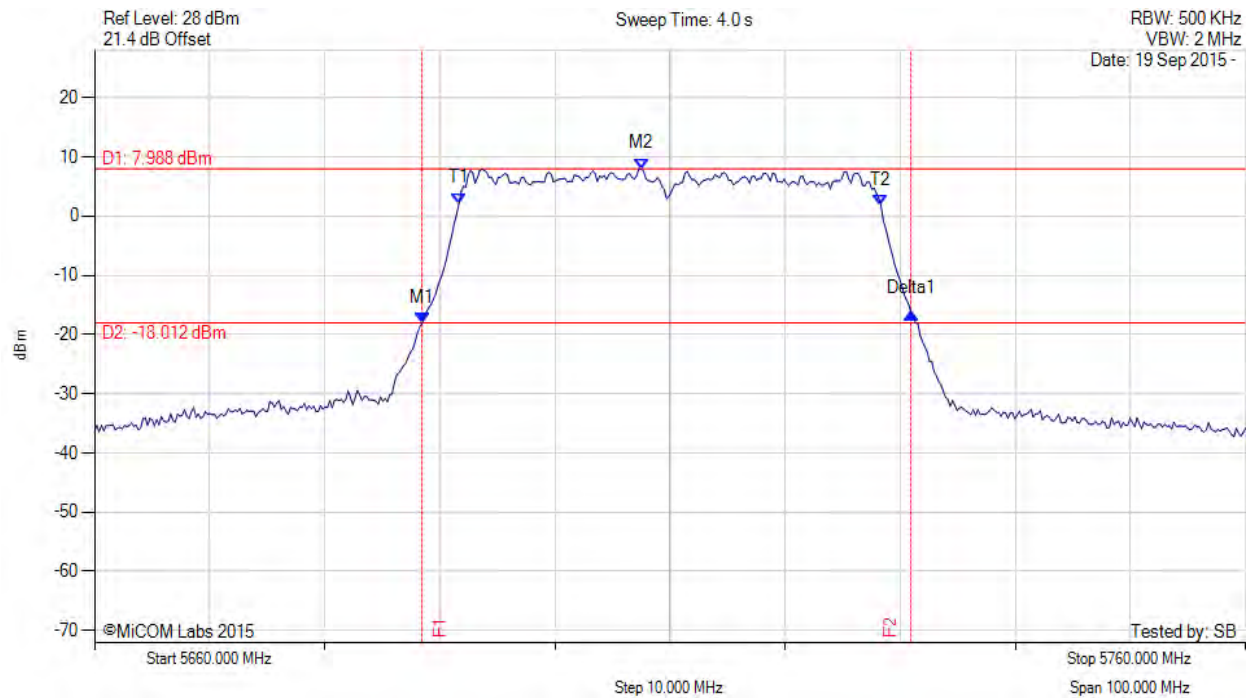


Title: Actiontec Electronics Inc WCB6240Q
To: FCC Part 15.407 + Industry Canada RSS-247 Issue 1
Serial #: ATEC09-U11a Conducted (DFS Bands) Rev A
Issue Date: 27th October 2015
Page: 132 of 266



26 dB & 99% BANDWIDTH

Variant: 802.11n HT-40, Channel: 5710.00 MHz, Chain a, Temp: Ambient, Voltage: 12 Vdc



Analyser Setup	Marker:Frequency:Amplitude	Test Results
Detector = MAX PEAK Sweep Count = 0 RF Atten (dB) = 20 Trace Mode = MAX HOLD	M1 : 5688.457 MHz : -18.081 dBm M2 : 5707.495 MHz : 7.988 dBm Delta1 : 42.485 MHz : 1.721 dB T1 : 5691.663 MHz : 2.147 dBm T2 : 5728.337 MHz : 1.744 dBm OBW : 36.673 MHz	Measured 26 dB Bandwidth: 42.485 MHz Measured 99% Bandwidth: 36.673 MHz

[back to matrix](#)

This test report may be reproduced in full only. The document may only be updated by MiCOM Labs personnel. All changes will be noted in the Document History section of the report.

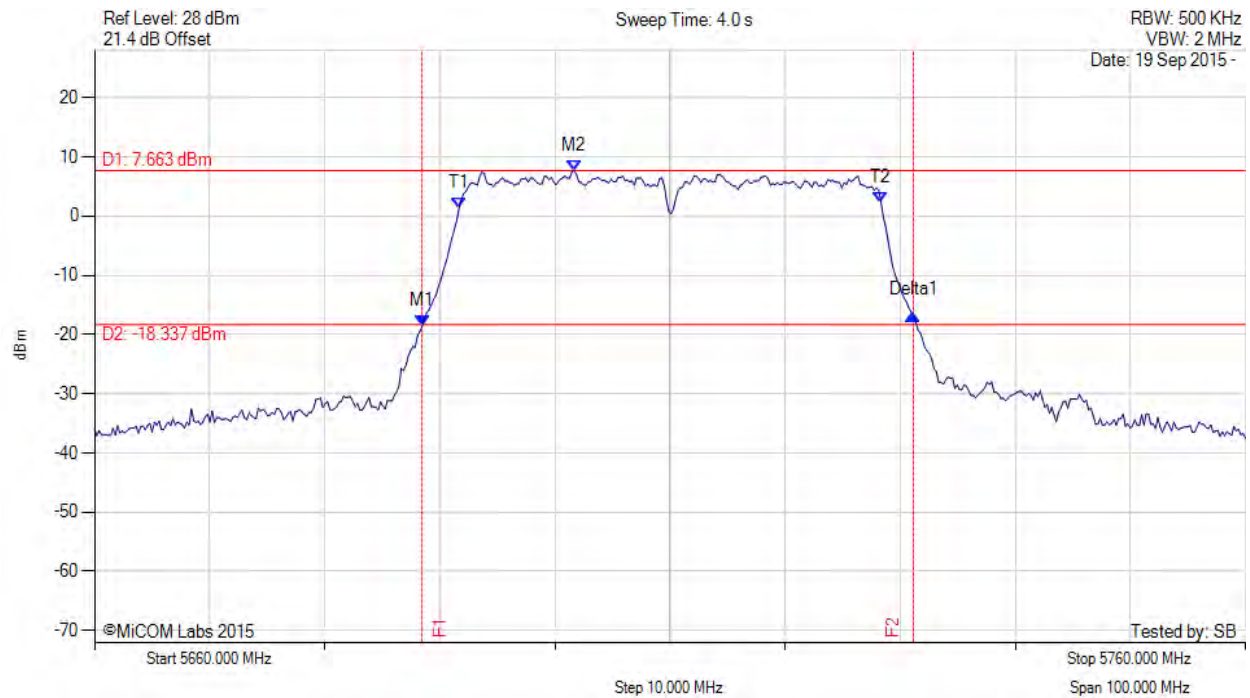


Title: Actiontec Electronics Inc WCB6240Q
To: FCC Part 15.407 + Industry Canada RSS-247 Issue 1
Serial #: ATEC09-U11a Conducted (DFS Bands) Rev A
Issue Date: 27th October 2015
Page: 133 of 266



26 dB & 99% BANDWIDTH

Variant: 802.11n HT-40, Channel: 5710.00 MHz, Chain b, Temp: Ambient, Voltage: 12 Vdc



Analyser Setup	Marker:Frequency:Amplitude	Test Results
Detector = MAX PEAK Sweep Count = 0 RF Atten (dB) = 20 Trace Mode = MAX HOLD	M1 : 5688.457 MHz : -18.581 dBm M2 : 5701.683 MHz : 7.663 dBm Delta1 : 42.685 MHz : 1.839 dB T1 : 5691.663 MHz : 1.307 dBm T2 : 5728.337 MHz : 2.291 dBm OBW : 36.673 MHz	Measured 26 dB Bandwidth: 42.685 MHz Measured 99% Bandwidth: 36.673 MHz

[back to matrix](#)

This test report may be reproduced in full only. The document may only be updated by MiCOM Labs personnel. All changes will be noted in the Document History section of the report.

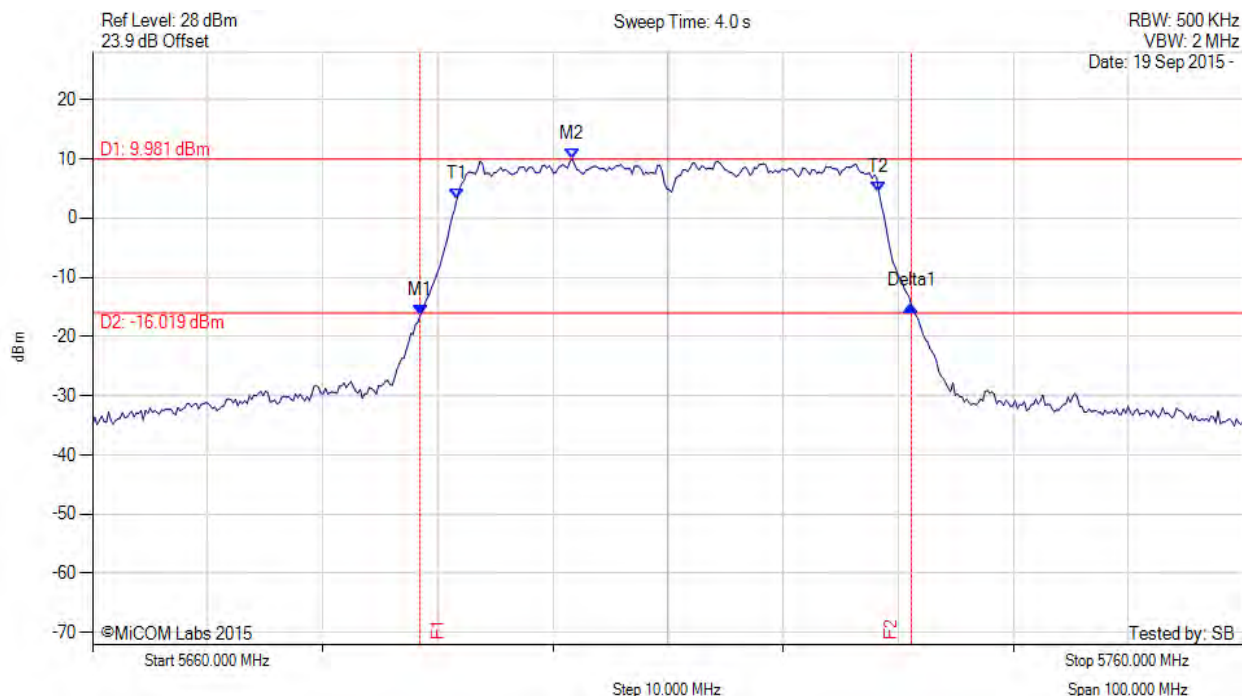


Title: Actiontec Electronics Inc WCB6240Q
To: FCC Part 15.407 + Industry Canada RSS-247 Issue 1
Serial #: ATEC09-U11a Conducted (DFS Bands) Rev A
Issue Date: 27th October 2015
Page: 134 of 266



26 dB & 99% BANDWIDTH

Variant: 802.11n HT-40, Channel: 5710.00 MHz, Chain c, Temp: Ambient, Voltage: 12 Vdc



Analyser Setup	Marker:Frequency:Amplitude	Test Results
Detector = MAX PEAK Sweep Count = 0 RF Atten (dB) = 20 Trace Mode = MAX HOLD	M1 : 5688.457 MHz : -16.401 dBm M2 : 5701.683 MHz : 9.981 dBm Delta1 : 42.685 MHz : 1.623 dB T1 : 5691.663 MHz : 3.225 dBm T2 : 5728.337 MHz : 4.278 dBm OBW : 36.673 MHz	Measured 26 dB Bandwidth: 42.685 MHz Measured 99% Bandwidth: 36.673 MHz

[back to matrix](#)

This test report may be reproduced in full only. The document may only be updated by MiCOM Labs personnel. All changes will be noted in the Document History section of the report.

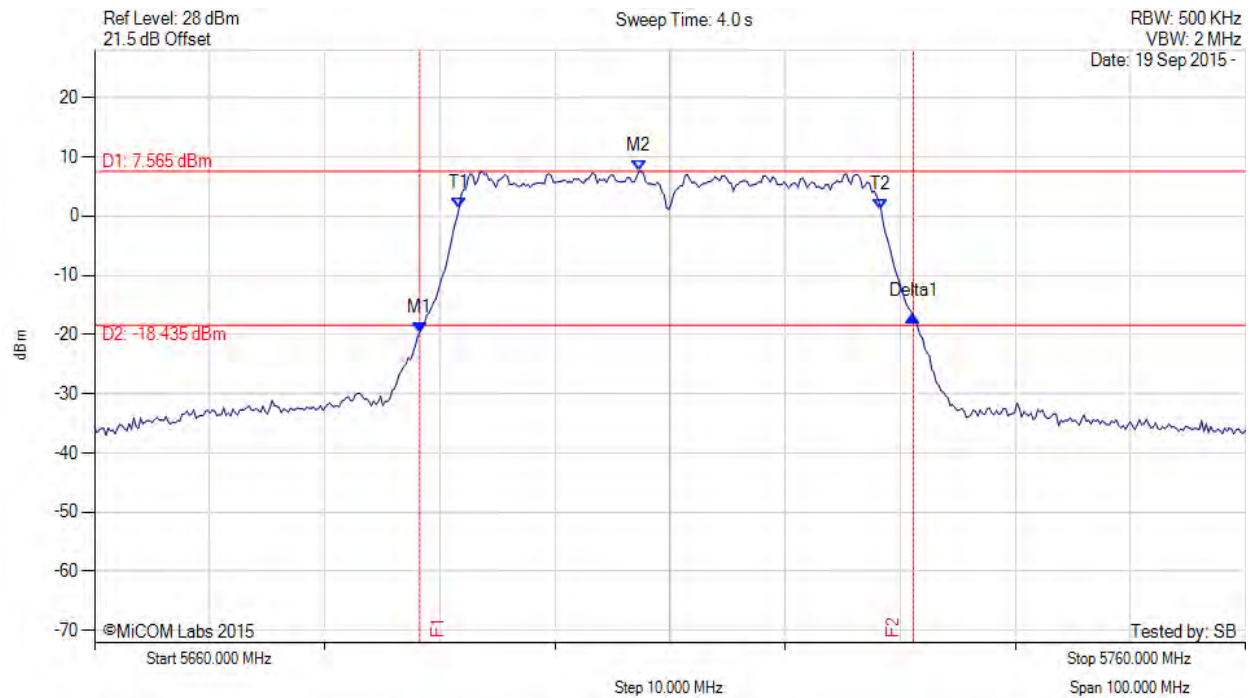


Title: Actiontec Electronics Inc WCB6240Q
To: FCC Part 15.407 + Industry Canada RSS-247 Issue 1
Serial #: ATEC09-U11a Conducted (DFS Bands) Rev A
Issue Date: 27th October 2015
Page: 135 of 266



26 dB & 99% BANDWIDTH

Variant: 802.11n HT-40, Channel: 5710.00 MHz, Chain d, Temp: Ambient, Voltage: 12 Vdc



Analyser Setup	Marker:Frequency:Amplitude	Test Results
Detector = MAX PEAK Sweep Count = 0 RF Atten (dB) = 20 Trace Mode = MAX HOLD	M1 : 5688.257 MHz : -19.640 dBm M2 : 5707.295 MHz : 7.565 dBm Delta1 : 42.886 MHz : 2.654 dB T1 : 5691.663 MHz : 1.279 dBm T2 : 5728.337 MHz : 1.130 dBm OBW : 36.673 MHz	Measured 26 dB Bandwidth: 42.886 MHz Measured 99% Bandwidth: 36.673 MHz

[back to matrix](#)

This test report may be reproduced in full only. The document may only be updated by MiCOM Labs personnel. All changes will be noted in the Document History section of the report.

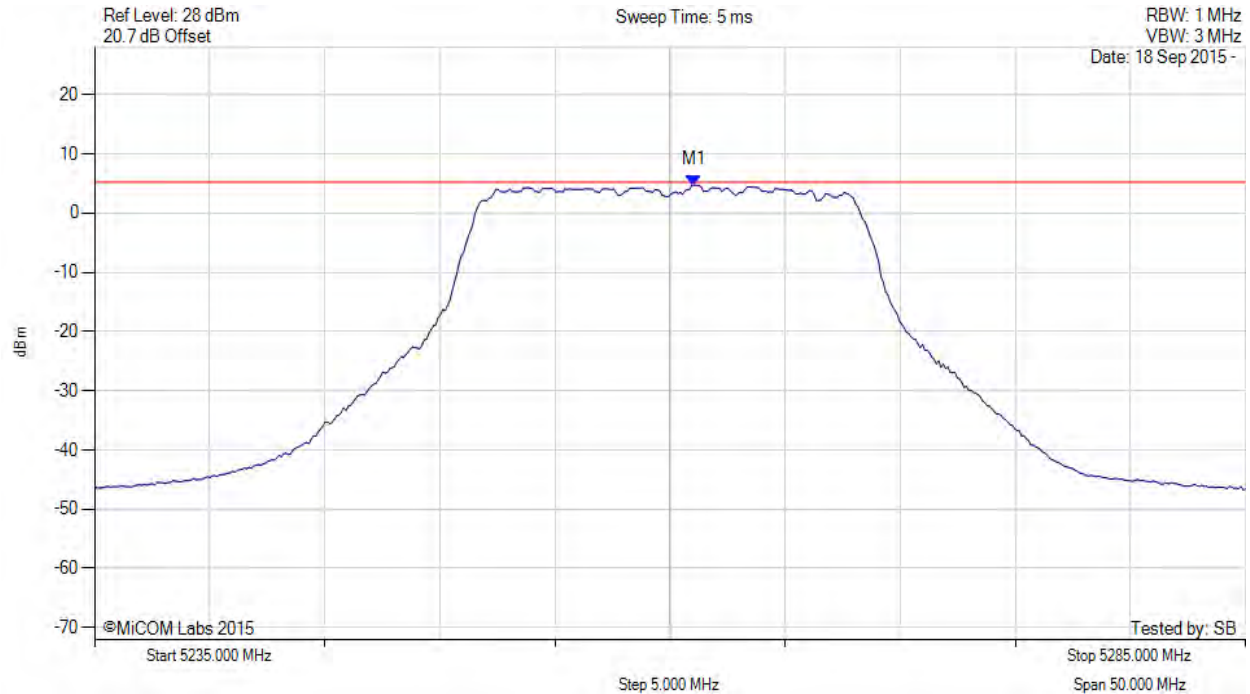


A.2. Power Spectral Density



POWER SPECTRAL DENSITY

Variant: 802.11a, Channel: 5260.00 MHz, Chain a, Temp: Ambient, Voltage: 12 Vdc



Analyser Setup	Marker:Frequency:Amplitude	Test Results
Detector = RMS Sweep Count = 100 RF Atten (dB) = 20 Trace Mode = VIEW	M1 : 5261.052 MHz : 4.717 dBm	Limit: ≤ 5.230 dBm

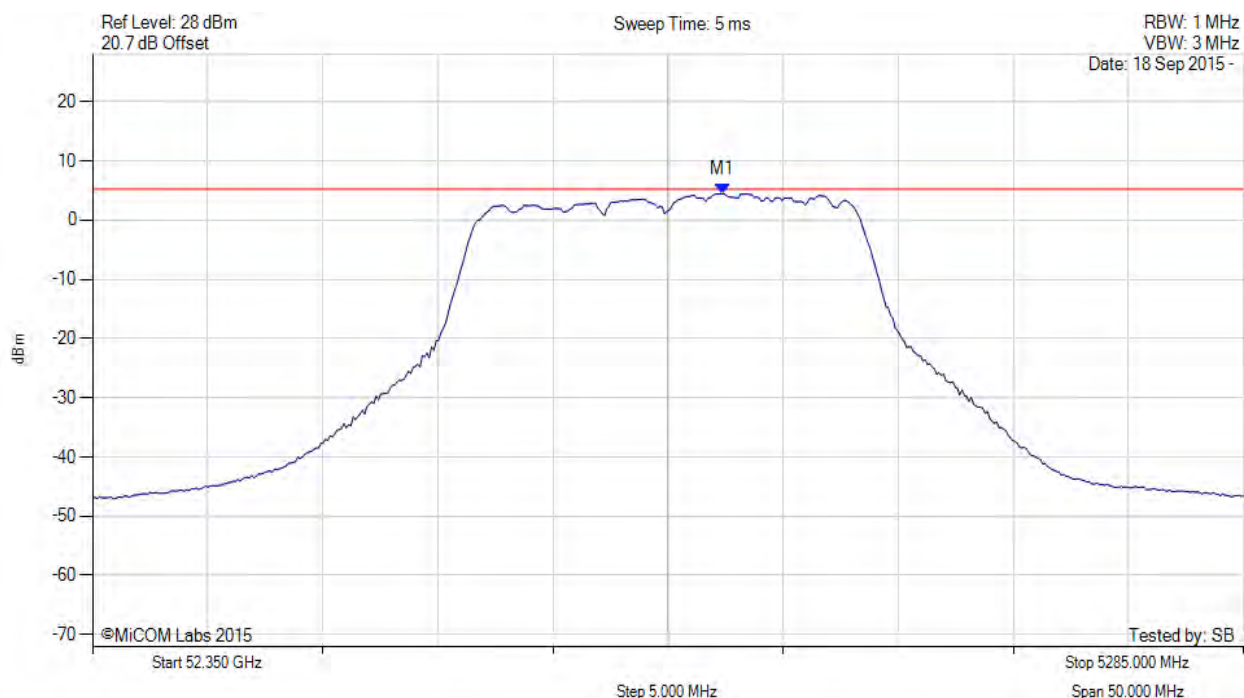
[back to matrix](#)

This test report may be reproduced in full only. The document may only be updated by MiCOM Labs personnel. All changes will be noted in the Document History section of the report.



POWER SPECTRAL DENSITY

Variant: 802.11a, Channel: 5260.00 MHz, Chain b, Temp: Ambient, Voltage: 12 Vdc



Analyser Setup	Marker:Frequency:Amplitude	Test Results
Detector = RMS Sweep Count = 100 RF Atten (dB) = 20 Trace Mode = VIEW	M1 : 5262.355 MHz : 4.449 dBm	Limit: ≤ 5.230 dBm

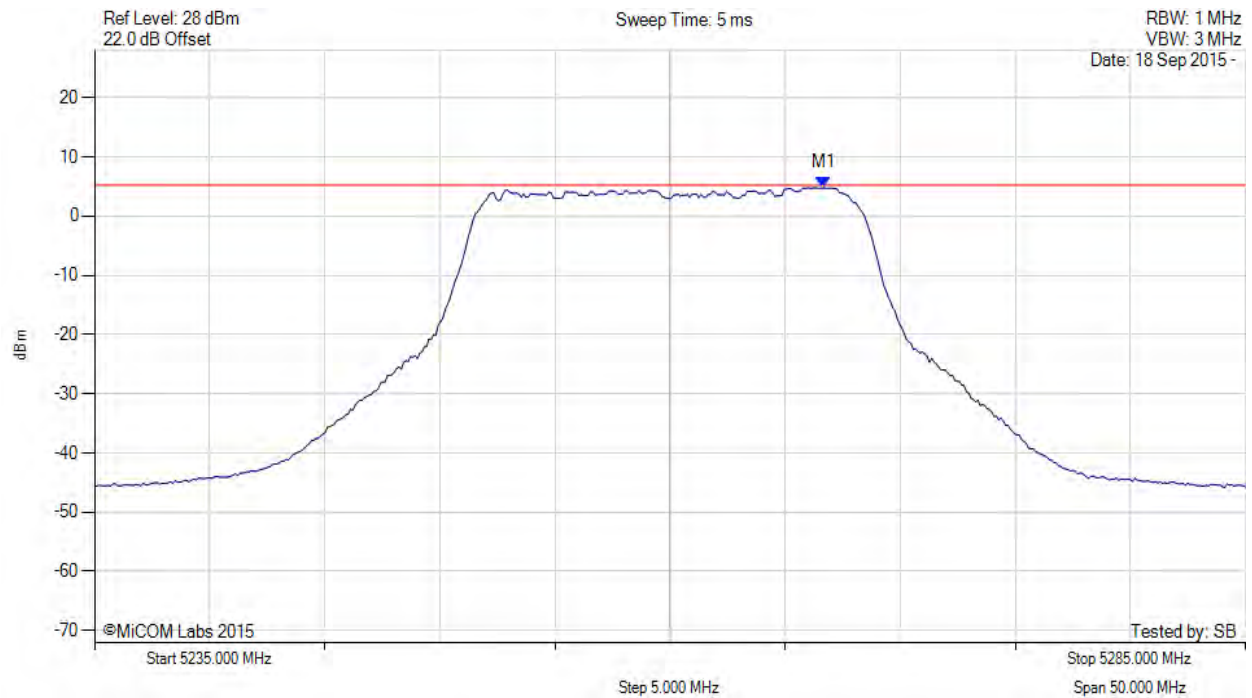
[back to matrix](#)

This test report may be reproduced in full only. The document may only be updated by MiCOM Labs personnel. All changes will be noted in the Document History section of the report.



POWER SPECTRAL DENSITY

Variant: 802.11a, Channel: 5260.00 MHz, Chain c, Temp: Ambient, Voltage: 12 Vdc



Analyser Setup	Marker:Frequency:Amplitude	Test Results
Detector = RMS Sweep Count = 100 RF Atten (dB) = 20 Trace Mode = VIEW	M1 : 5266.663 MHz : 4.776 dBm	Limit: ≤ 5.230 dBm

[back to matrix](#)

This test report may be reproduced in full only. The document may only be updated by MiCOM Labs personnel. All changes will be noted in the Document History section of the report.

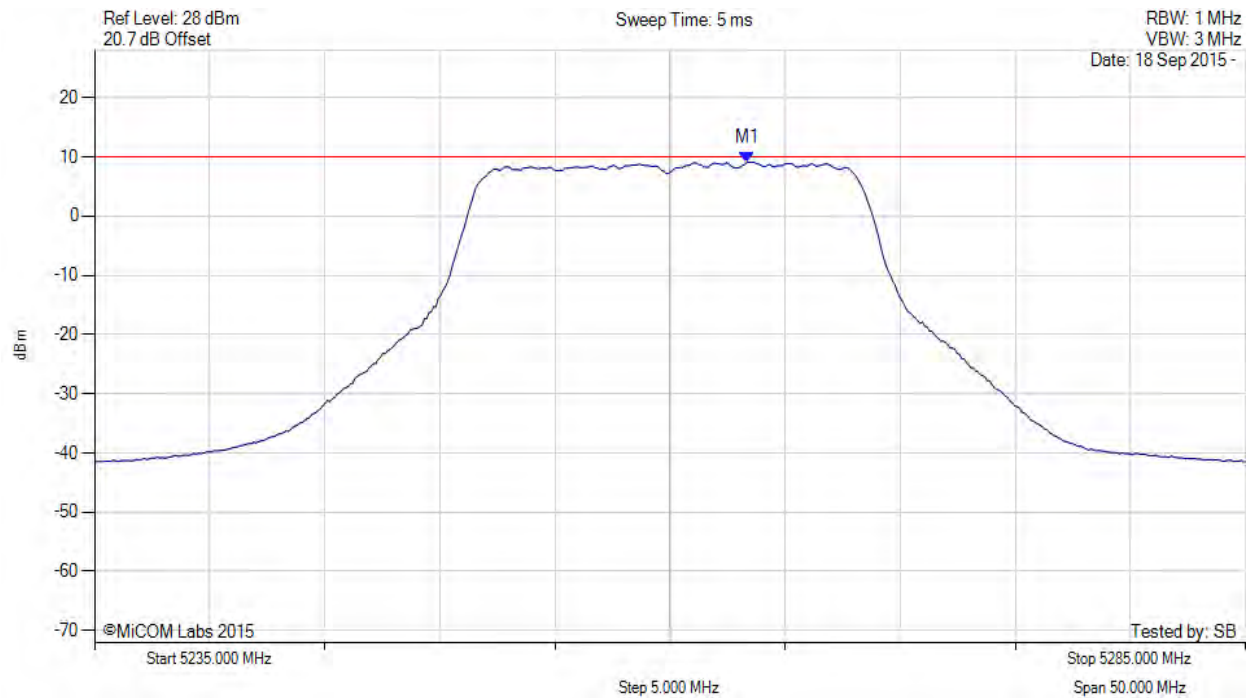


Title: Actiontec Electronics Inc WCB6240Q
To: FCC Part 15.407 + Industry Canada RSS-247 Issue 1
Serial #: ATEC09-U11a Conducted (DFS Bands) Rev A
Issue Date: 27th October 2015
Page: 139 of 266



POWER SPECTRAL DENSITY

Variant: 802.11a, Channel: 5260.00 MHz, SUM, Temp: Ambient, Voltage: 12 Vdc



Analyser Setup	Marker:Frequency:Amplitude	Test Results
Detector = RMS Sweep Count = 100 RF Atten (dB) = 20 Trace Mode = VIEW	M1 : 5263.400 MHz : 9.106 dBm M1 + DCCF : 5263.400 MHz : 9.194 dBm Duty Cycle Correction Factor : +0.09 dB	Limit: ≤ 10.0 dBm Margin: -0.8 dB

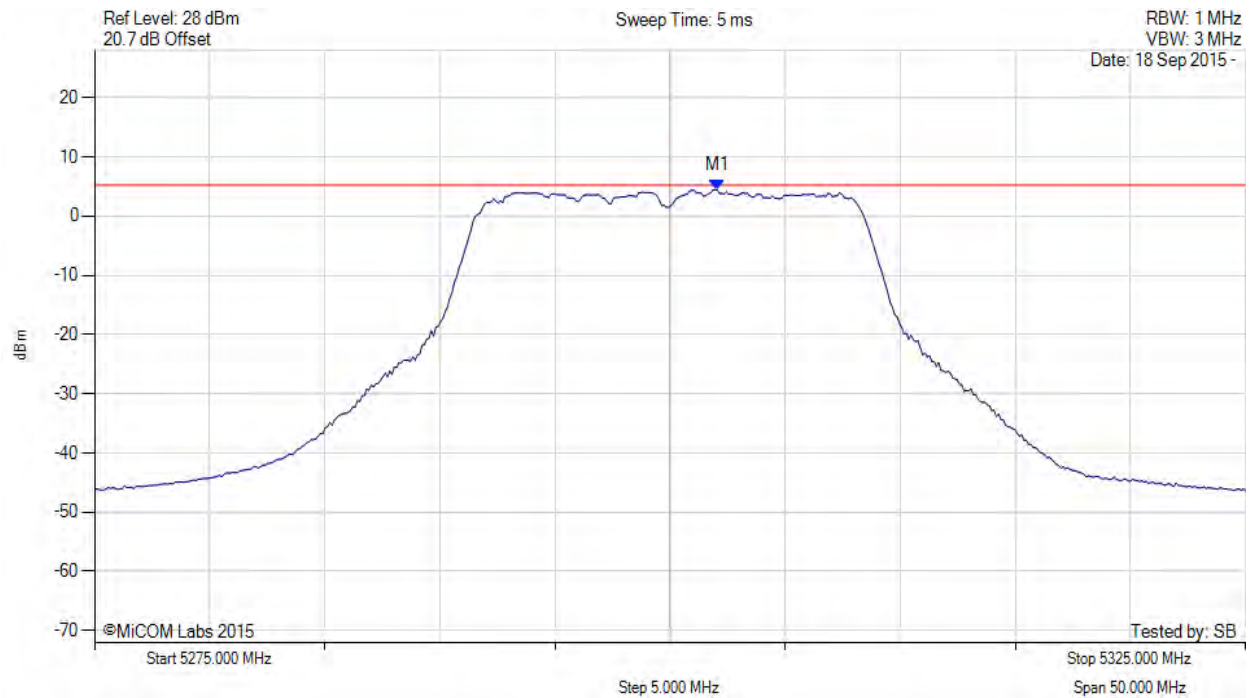
[back to matrix](#)

This test report may be reproduced in full only. The document may only be updated by MiCOM Labs personnel. All changes will be noted in the Document History section of the report.



POWER SPECTRAL DENSITY

Variant: 802.11a, Channel: 5300.00 MHz, Chain a, Temp: Ambient, Voltage: 12 Vdc



Analyser Setup	Marker:Frequency:Amplitude	Test Results
Detector = RMS Sweep Count = 100 RF Atten (dB) = 20 Trace Mode = VIEW	M1 : 5302.054 MHz : 4.409 dBm	Limit: ≤ 5.230 dBm

[back to matrix](#)

This test report may be reproduced in full only. The document may only be updated by MiCOM Labs personnel. All changes will be noted in the Document History section of the report.

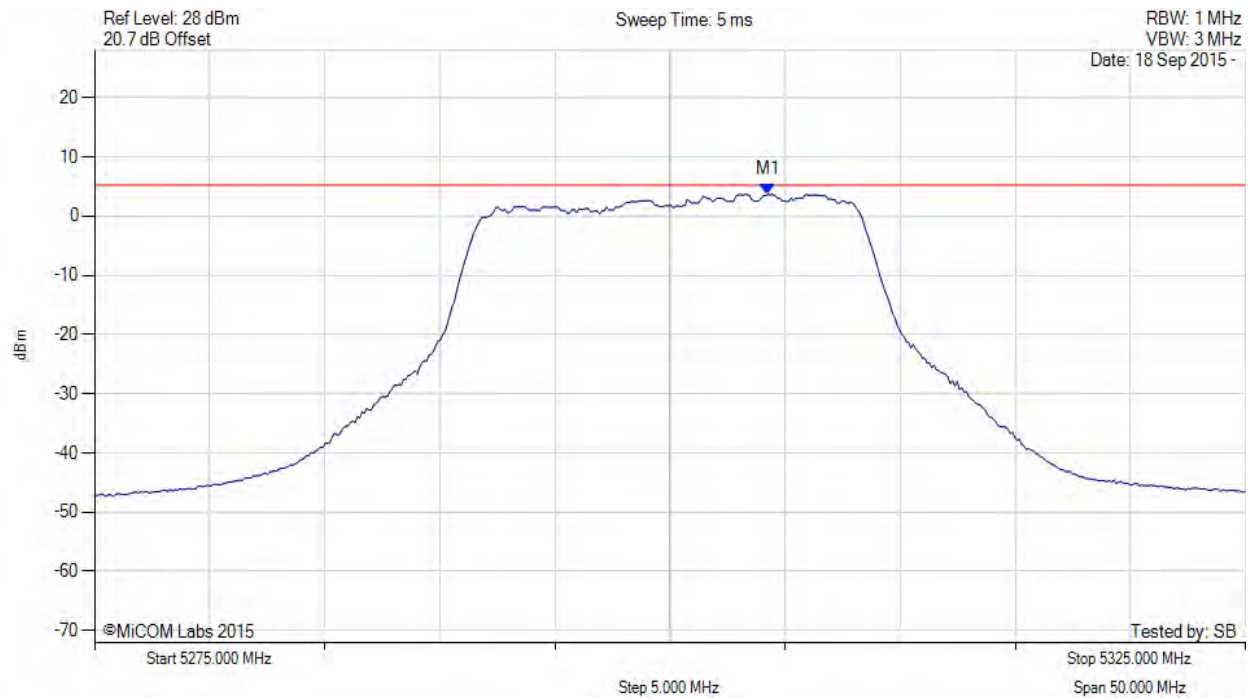


Title: Actiontec Electronics Inc WCB6240Q
To: FCC Part 15.407 + Industry Canada RSS-247 Issue 1
Serial #: ATEC09-U11a Conducted (DFS Bands) Rev A
Issue Date: 27th October 2015
Page: 141 of 266



POWER SPECTRAL DENSITY

Variant: 802.11a, Channel: 5300.00 MHz, Chain b, Temp: Ambient, Voltage: 12 Vdc



Analyser Setup	Marker:Frequency:Amplitude	Test Results
Detector = RMS Sweep Count = 100 RF Atten (dB) = 20 Trace Mode = VIEW	M1 : 5304.259 MHz : 3.679 dBm	Channel Frequency: 5300.00 MHz

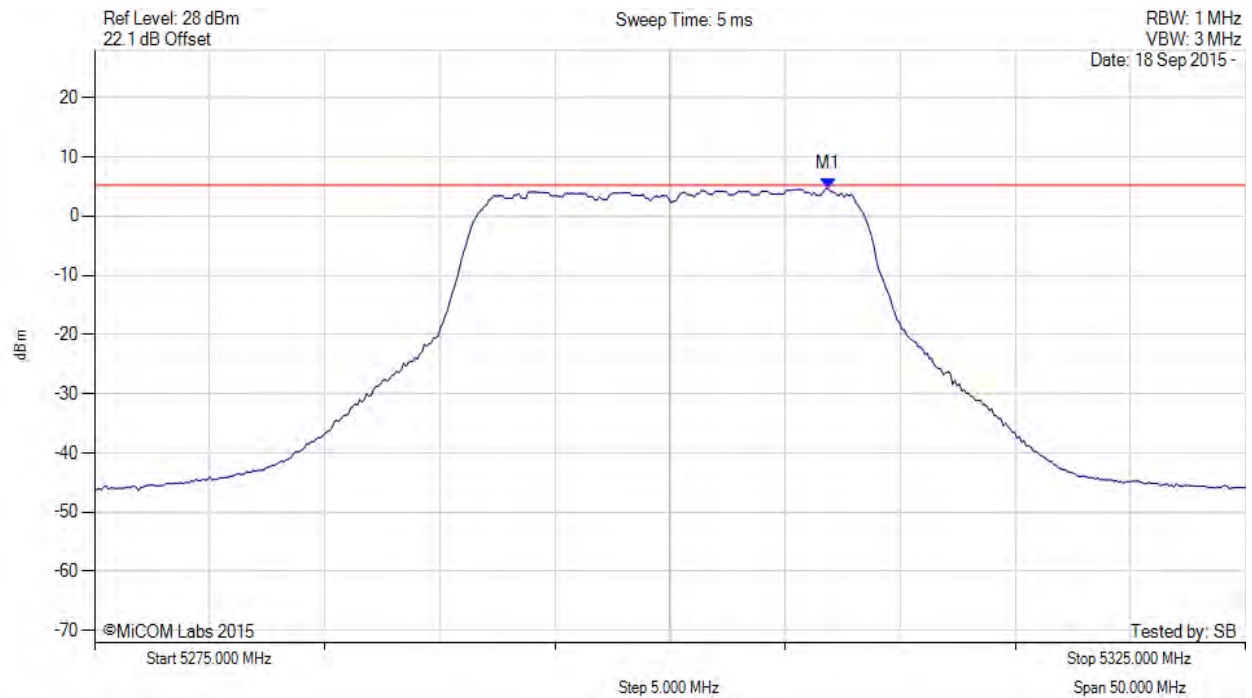
[back to matrix](#)

This test report may be reproduced in full only. The document may only be updated by MiCOM Labs personnel. All changes will be noted in the Document History section of the report.



POWER SPECTRAL DENSITY

Variant: 802.11a, Channel: 5300.00 MHz, Chain c, Temp: Ambient, Voltage: 12 Vdc



Analyser Setup	Marker:Frequency:Amplitude	Test Results
Detector = RMS Sweep Count = 100 RF Atten (dB) = 20 Trace Mode = VIEW	M1 : 5306.864 MHz : 4.656 dBm	Limit: ≤ 5.230 dBm

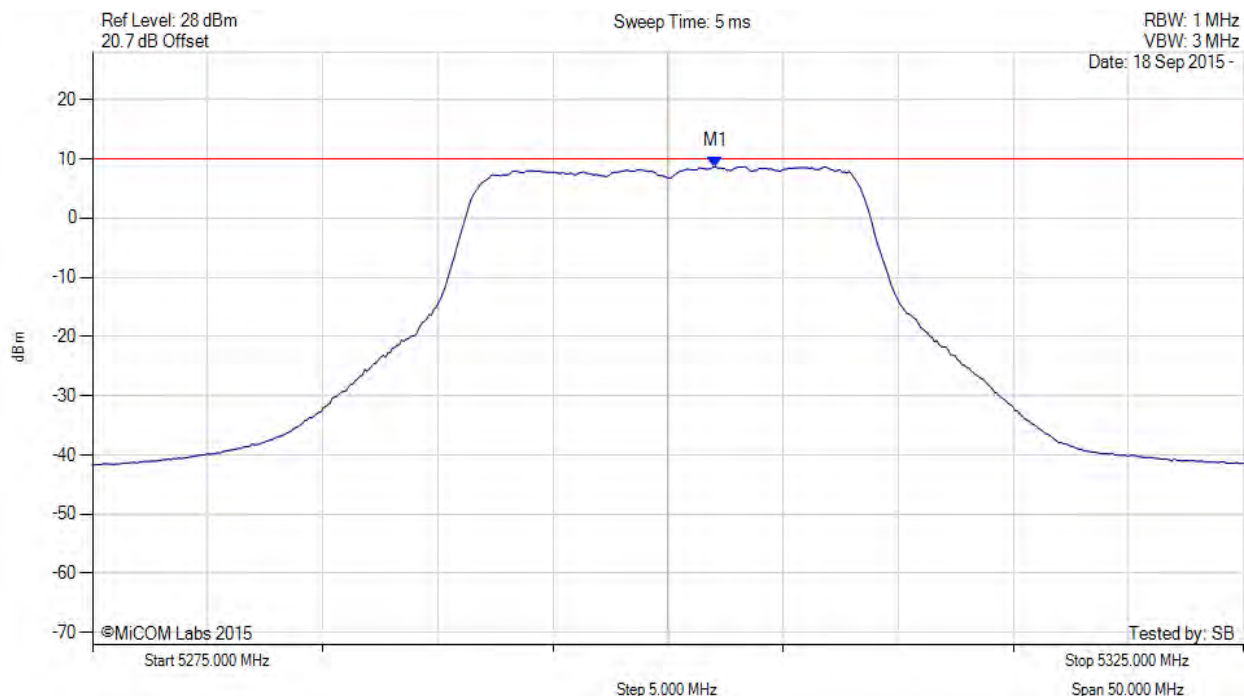
[back to matrix](#)

This test report may be reproduced in full only. The document may only be updated by MiCOM Labs personnel. All changes will be noted in the Document History section of the report.



POWER SPECTRAL DENSITY

Variant: 802.11a, Channel: 5300.00 MHz, SUM, Temp: Ambient, Voltage: 12 Vdc



Analyser Setup	Marker:Frequency:Amplitude	Test Results
Detector = RMS Sweep Count = 100 RF Atten (dB) = 20 Trace Mode = VIEW	M1 : 5302.100 MHz : 8.693 dBm M1 + DCCF : 5302.100 MHz : 8.781 dBm Duty Cycle Correction Factor : +0.09 dB	Limit: ≤ 10.0 dBm Margin: -1.2 dB

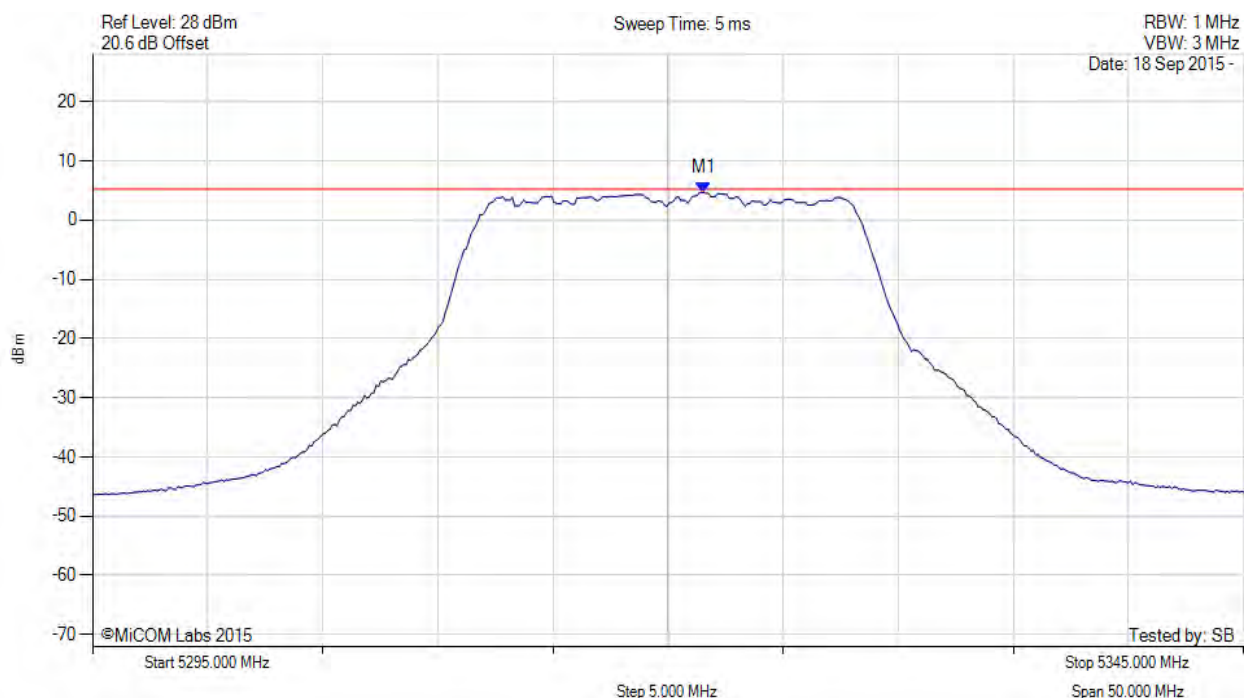
[back to matrix](#)

This test report may be reproduced in full only. The document may only be updated by MiCOM Labs personnel. All changes will be noted in the Document History section of the report.



POWER SPECTRAL DENSITY

Variant: 802.11a, Channel: 5320.00 MHz, Chain a, Temp: Ambient, Voltage: 12 Vdc



Analyser Setup	Marker:Frequency:Amplitude	Test Results
Detector = RMS Sweep Count = 100 RF Atten (dB) = 20 Trace Mode = VIEW	M1 : 5321.553 MHz : 4.663 dBm	Limit: ≤ 5.230 dBm

[back to matrix](#)

This test report may be reproduced in full only. The document may only be updated by MiCOM Labs personnel. All changes will be noted in the Document History section of the report.

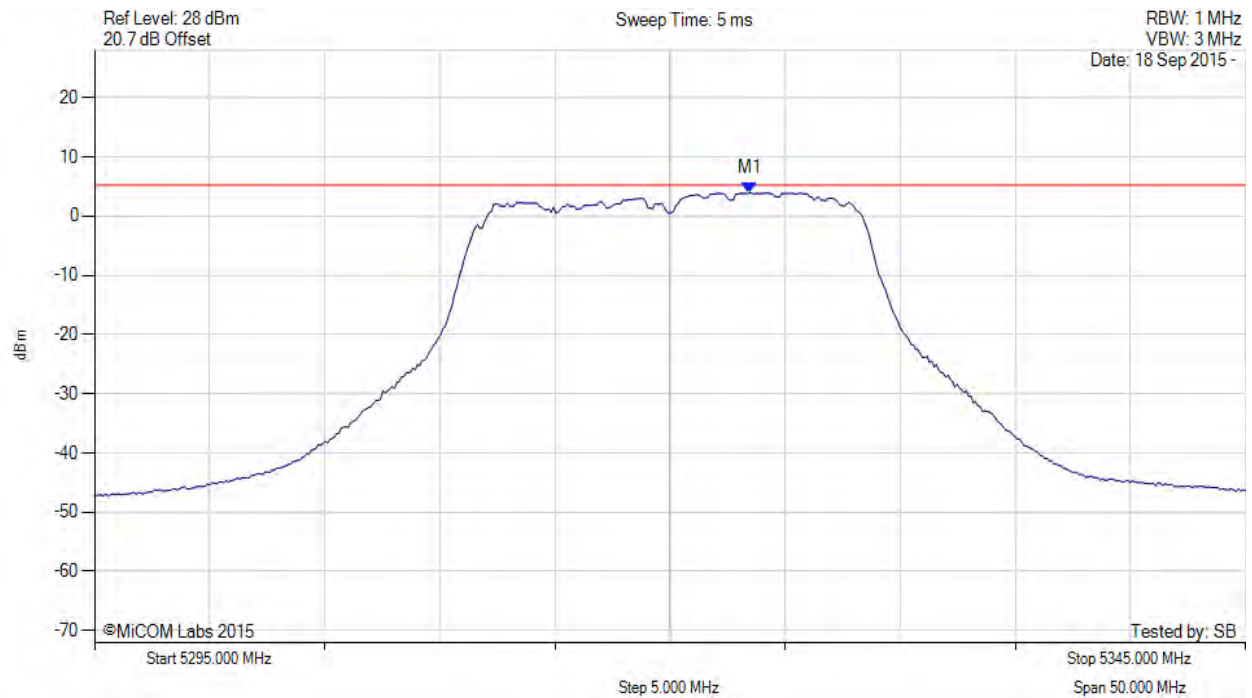


Title: Actiontec Electronics Inc WCB6240Q
To: FCC Part 15.407 + Industry Canada RSS-247 Issue 1
Serial #: ATEC09-U11a Conducted (DFS Bands) Rev A
Issue Date: 27th October 2015
Page: 145 of 266



POWER SPECTRAL DENSITY

Variant: 802.11a, Channel: 5320.00 MHz, Chain b, Temp: Ambient, Voltage: 12 Vdc



Analyser Setup	Marker:Frequency:Amplitude	Test Results
Detector = RMS Sweep Count = 100 RF Atten (dB) = 20 Trace Mode = VIEW	M1 : 5323.457 MHz : 3.904 dBm	Limit: ≤ 5.230 dBm

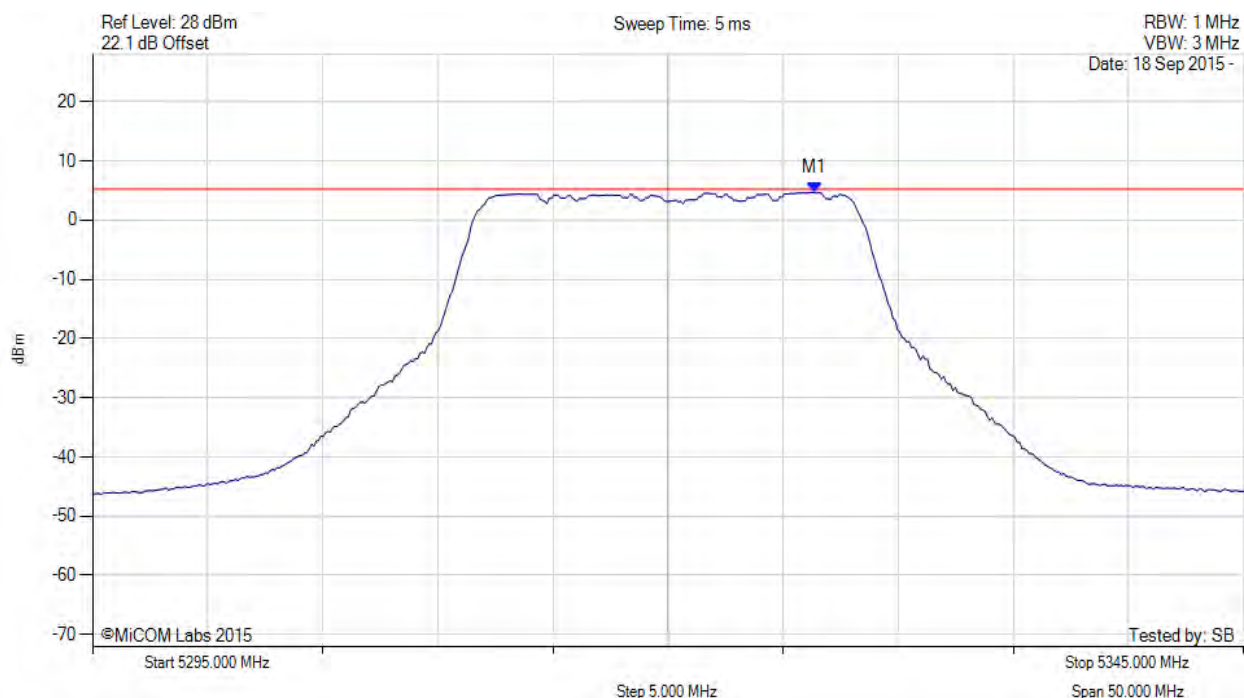
[back to matrix](#)

This test report may be reproduced in full only. The document may only be updated by MiCOM Labs personnel. All changes will be noted in the Document History section of the report.



POWER SPECTRAL DENSITY

Variant: 802.11a, Channel: 5320.00 MHz, Chain c, Temp: Ambient, Voltage: 12 Vdc



Analyser Setup	Marker:Frequency:Amplitude	Test Results
Detector = RMS Sweep Count = 100 RF Atten (dB) = 20 Trace Mode = VIEW	M1 : 5326.363 MHz : 4.671 dBm	Limit: ≤ 5.230 dBm

[back to matrix](#)

This test report may be reproduced in full only. The document may only be updated by MiCOM Labs personnel. All changes will be noted in the Document History section of the report.

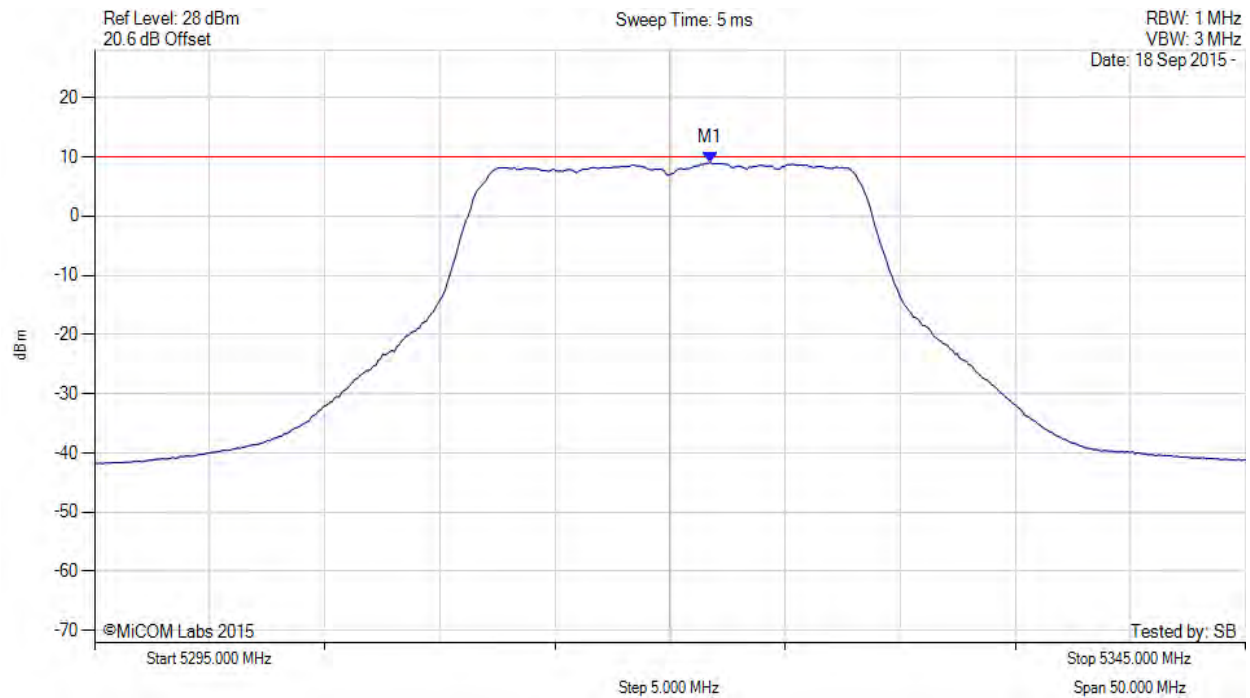


Title: Actiontec Electronics Inc WCB6240Q
To: FCC Part 15.407 + Industry Canada RSS-247 Issue 1
Serial #: ATEC09-U11a Conducted (DFS Bands) Rev A
Issue Date: 27th October 2015
Page: 147 of 266



POWER SPECTRAL DENSITY

Variant: 802.11a, Channel: 5320.00 MHz, SUM, Temp: Ambient, Voltage: 12 Vdc



Analyser Setup	Marker:Frequency:Amplitude	Test Results
Detector = RMS Sweep Count = 100 RF Atten (dB) = 20 Trace Mode = VIEW	M1 : 5321.800 MHz : 9.054 dBm M1 + DCCF : 5321.800 MHz : 9.142 dBm Duty Cycle Correction Factor : +0.09 dB	Limit: ≤ 10.0 dBm Margin: -0.8 dB

[back to matrix](#)

This test report may be reproduced in full only. The document may only be updated by MiCOM Labs personnel. All changes will be noted in the Document History section of the report.

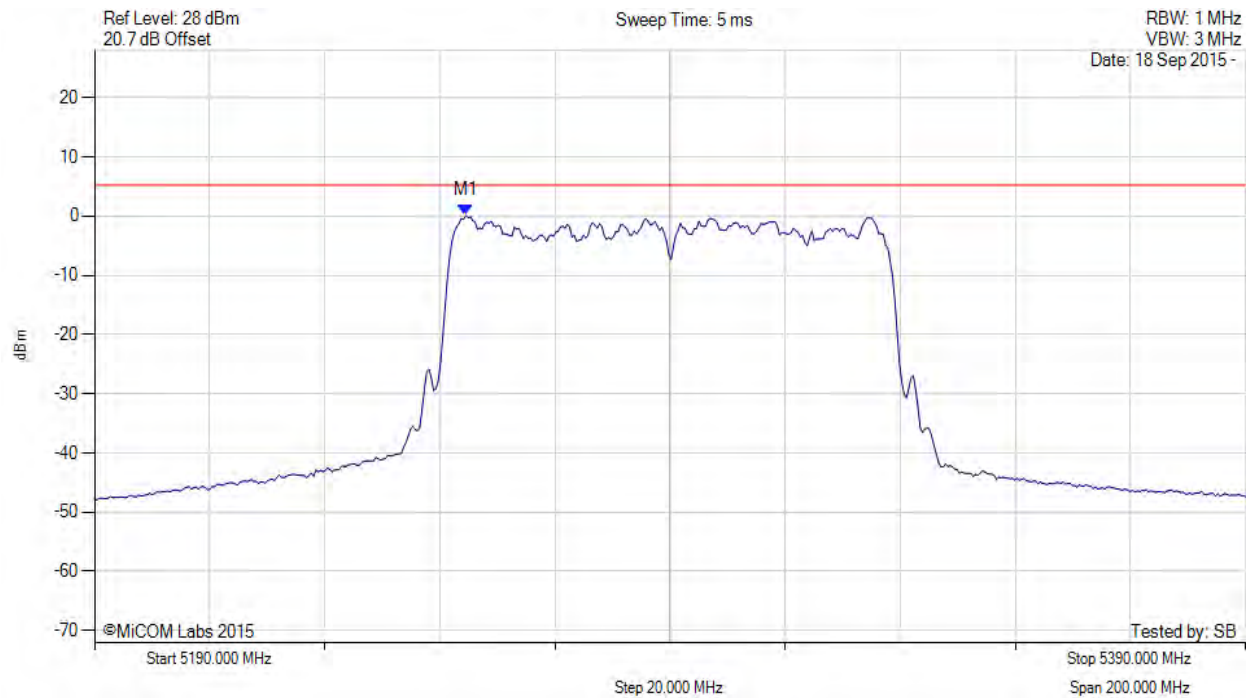


Title: Actiontec Electronics Inc WCB6240Q
To: FCC Part 15.407 + Industry Canada RSS-247 Issue 1
Serial #: ATEC09-U11a Conducted (DFS Bands) Rev A
Issue Date: 27th October 2015
Page: 148 of 266



POWER SPECTRAL DENSITY

Variant: 802.11ac-80, Channel: 5290.00 MHz, Chain a, Temp: Ambient, Voltage: 12 Vdc



Analyser Setup	Marker:Frequency:Amplitude	Test Results
Detector = RMS Sweep Count = 100 RF Atten (dB) = 20 Trace Mode = VIEW	M1 : 5254.529 MHz : 0.099 dBm	Limit: ≤ 5.230 dBm

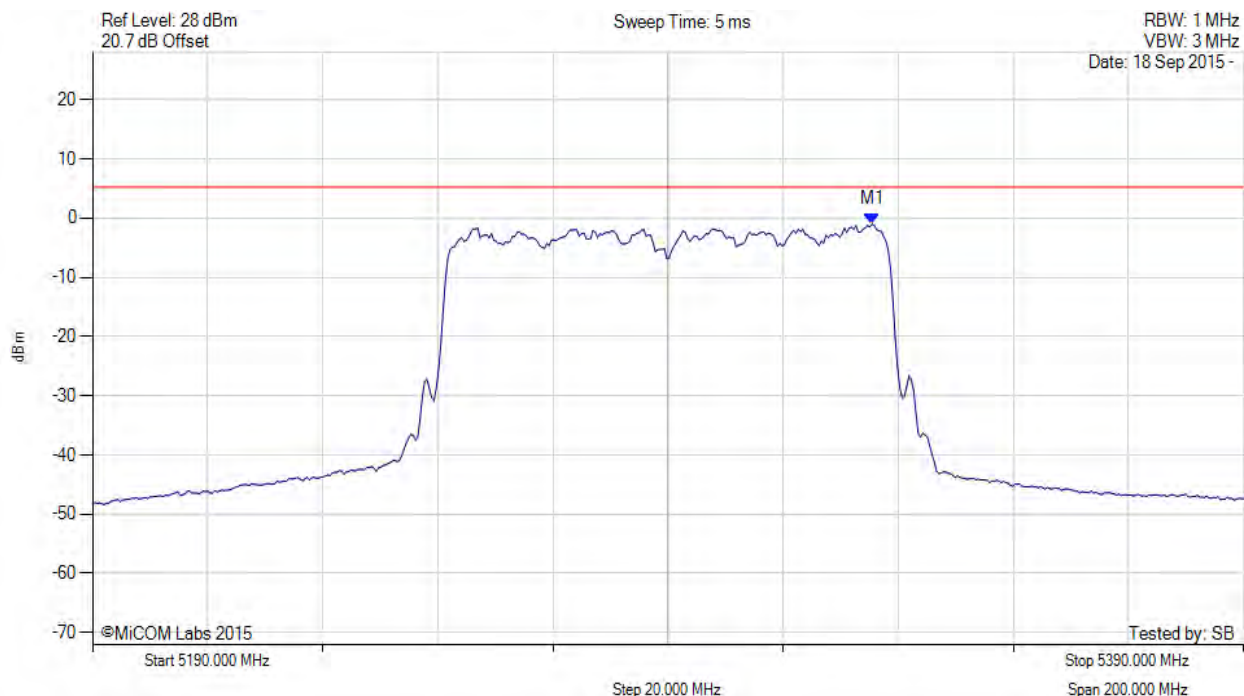
[back to matrix](#)

This test report may be reproduced in full only. The document may only be updated by MiCOM Labs personnel. All changes will be noted in the Document History section of the report.



POWER SPECTRAL DENSITY

Variant: 802.11ac-80, Channel: 5290.00 MHz, Chain b, Temp: Ambient, Voltage: 12 Vdc



Analyser Setup	Marker:Frequency:Amplitude	Test Results
Detector = RMS Sweep Count = 100 RF Atten (dB) = 20 Trace Mode = VIEW	M1 : 5325.471 MHz : -1.032 dBm	Limit: ≤ 5.230 dBm

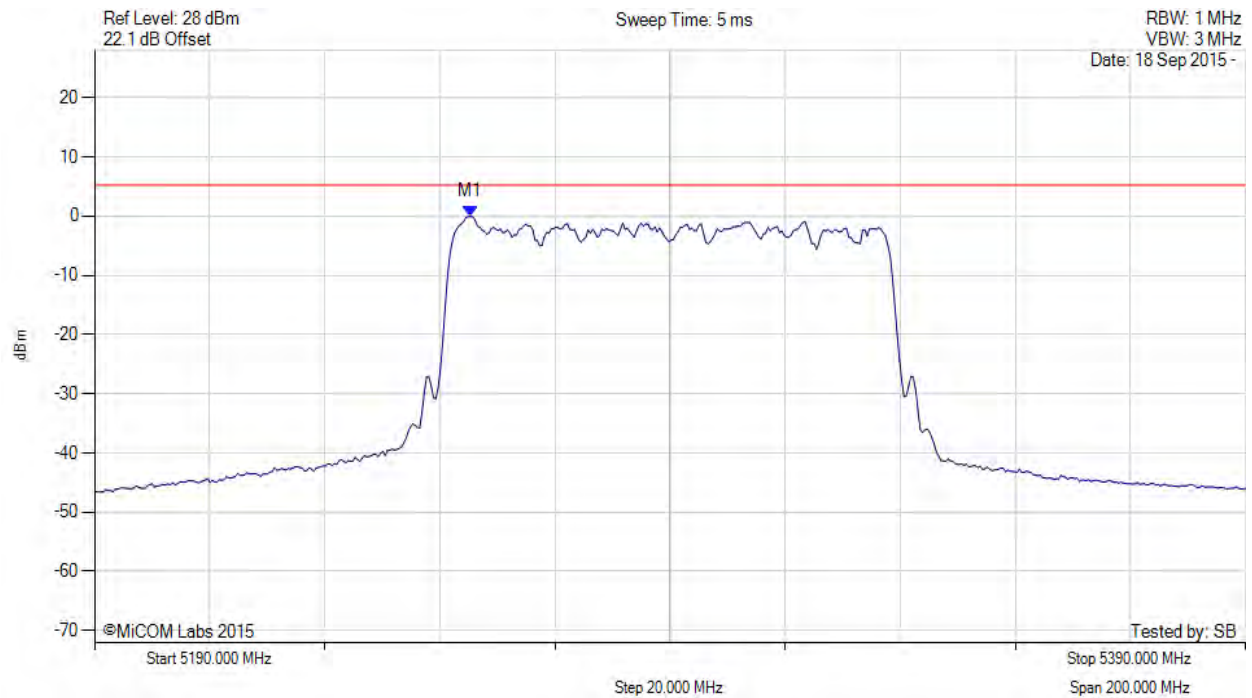
[back to matrix](#)

This test report may be reproduced in full only. The document may only be updated by MiCOM Labs personnel. All changes will be noted in the Document History section of the report.



POWER SPECTRAL DENSITY

Variant: 802.11ac-80, Channel: 5290.00 MHz, Chain c, Temp: Ambient, Voltage: 12 Vdc



Analyser Setup	Marker:Frequency:Amplitude	Test Results
Detector = RMS Sweep Count = 100 RF Atten (dB) = 20 Trace Mode = VIEW	M1 : 5255.331 MHz : -0.061 dBm	Limit: ≤ 5.230 dBm

[back to matrix](#)

This test report may be reproduced in full only. The document may only be updated by MiCOM Labs personnel. All changes will be noted in the Document History section of the report.

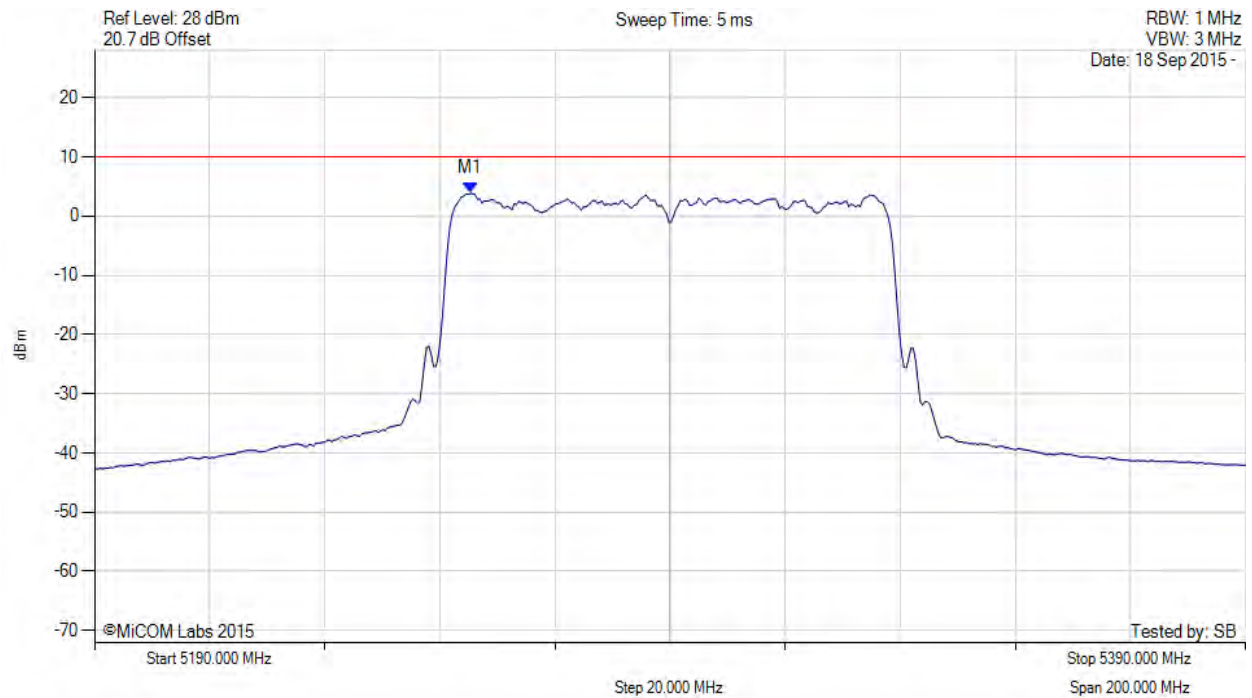


Title: Actiontec Electronics Inc WCB6240Q
To: FCC Part 15.407 + Industry Canada RSS-247 Issue 1
Serial #: ATEC09-U11a Conducted (DFS Bands) Rev A
Issue Date: 27th October 2015
Page: 151 of 266



POWER SPECTRAL DENSITY

Variant: 802.11ac-80, Channel: 5290.00 MHz, SUM, Temp: Ambient, Voltage: 12 Vdc



Analyser Setup	Marker:Frequency:Amplitude	Test Results
Detector = RMS Sweep Count = 100 RF Atten (dB) = 20 Trace Mode = VIEW	M1 : 5255.300 MHz : 3.851 dBm M1 + DCCF : 5255.300 MHz : 3.939 dBm Duty Cycle Correction Factor : +0.09 dB	Limit: ≤ 10.0 dBm Margin: -6.0 dB

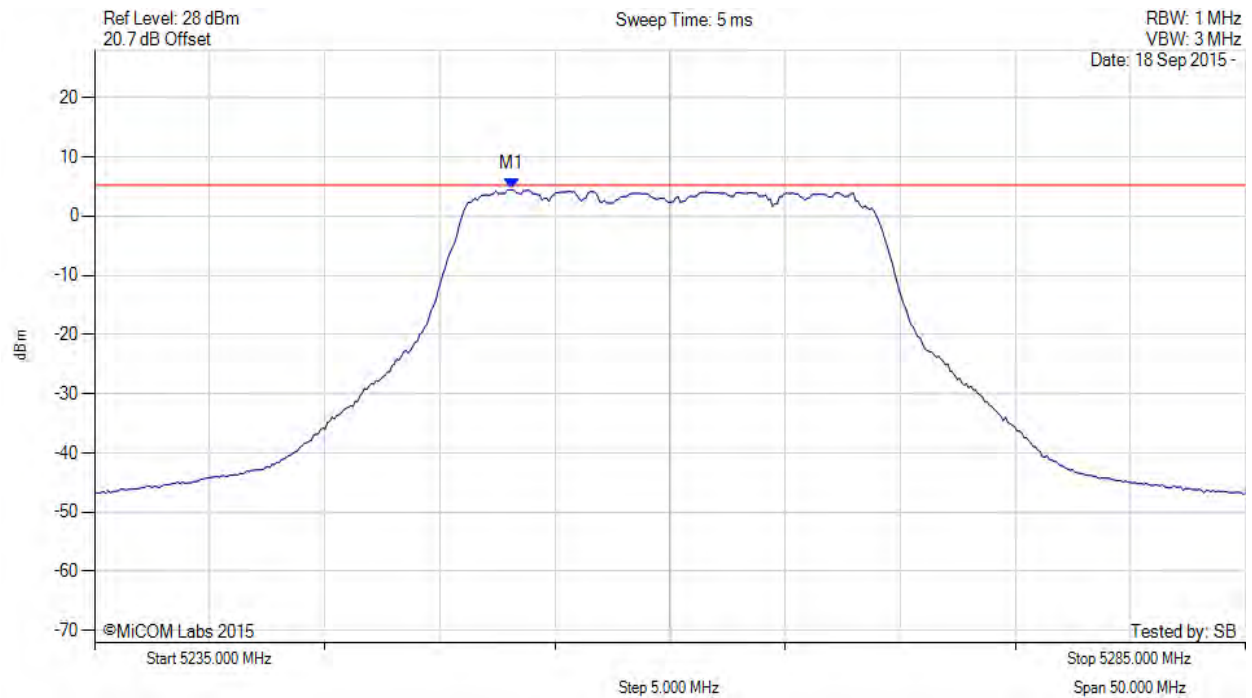
[back to matrix](#)

This test report may be reproduced in full only. The document may only be updated by MiCOM Labs personnel. All changes will be noted in the Document History section of the report.



POWER SPECTRAL DENSITY

Variant: 802.11n HT-20, Channel: 5260.00 MHz, Chain a, Temp: Ambient, Voltage: 12 Vdc



Analyser Setup	Marker:Frequency:Amplitude	Test Results
Detector = RMS Sweep Count = 100 RF Atten (dB) = 20 Trace Mode = VIEW	M1 : 5253.136 MHz : 4.498 dBm	Limit: ≤ 5.230 dBm

[back to matrix](#)

This test report may be reproduced in full only. The document may only be updated by MiCOM Labs personnel. All changes will be noted in the Document History section of the report.

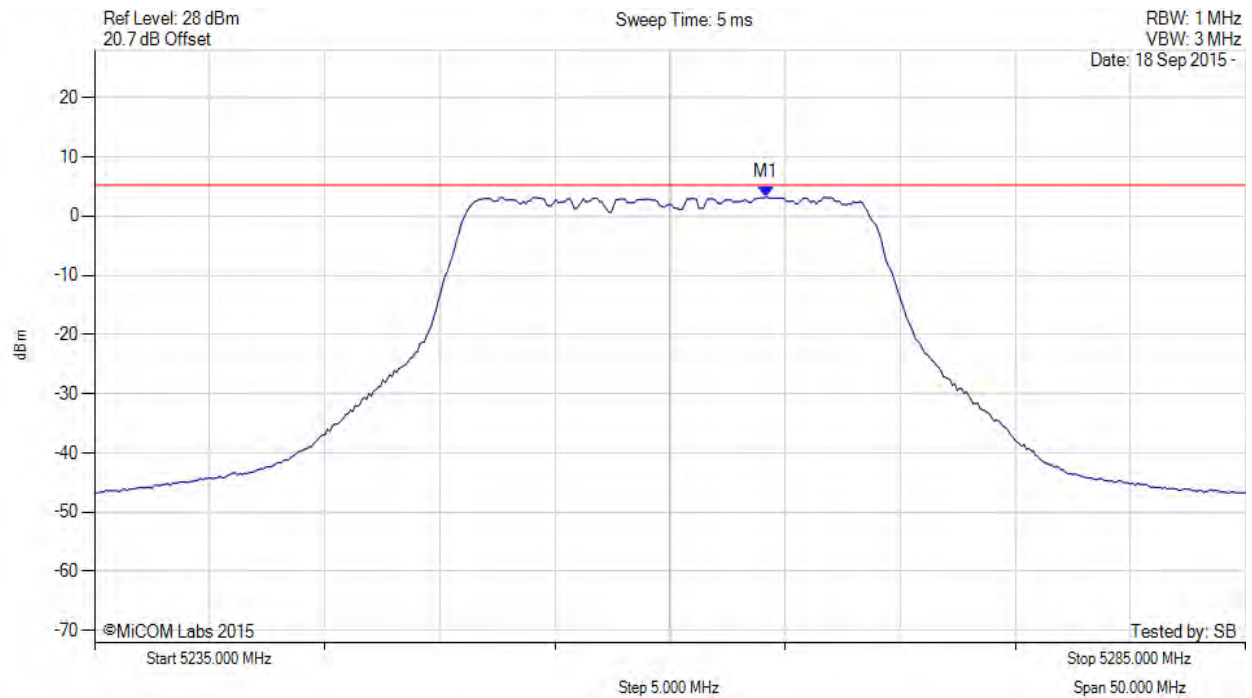


Title: Actiontec Electronics Inc WCB6240Q
To: FCC Part 15.407 + Industry Canada RSS-247 Issue 1
Serial #: ATEC09-U11a Conducted (DFS Bands) Rev A
Issue Date: 27th October 2015
Page: 153 of 266



POWER SPECTRAL DENSITY

Variant: 802.11n HT-20, Channel: 5260.00 MHz, Chain b, Temp: Ambient, Voltage: 12 Vdc



Analyser Setup	Marker:Frequency:Amplitude	Test Results
Detector = RMS Sweep Count = 100 RF Atten (dB) = 20 Trace Mode = VIEW	M1 : 5264.158 MHz : 3.209 dBm	Limit: ≤ 5.230 dBm

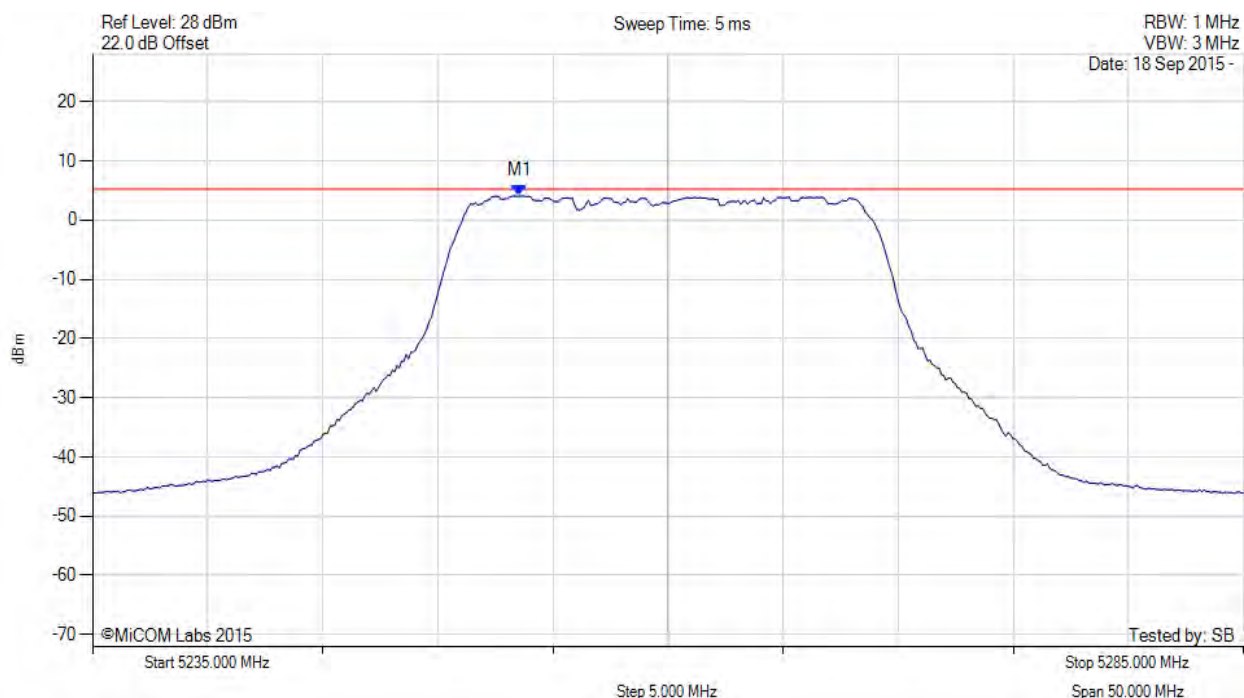
[back to matrix](#)

This test report may be reproduced in full only. The document may only be updated by MiCOM Labs personnel. All changes will be noted in the Document History section of the report.



POWER SPECTRAL DENSITY

Variant: 802.11n HT-20, Channel: 5260.00 MHz, Chain c, Temp: Ambient, Voltage: 12 Vdc



Analyser Setup	Marker:Frequency:Amplitude	Test Results
Detector = RMS Sweep Count = 100 RF Atten (dB) = 20 Trace Mode = VIEW	M1 : 5253.537 MHz : 4.089 dBm	Limit: ≤ 5.230 dBm

[back to matrix](#)

This test report may be reproduced in full only. The document may only be updated by MiCOM Labs personnel. All changes will be noted in the Document History section of the report.

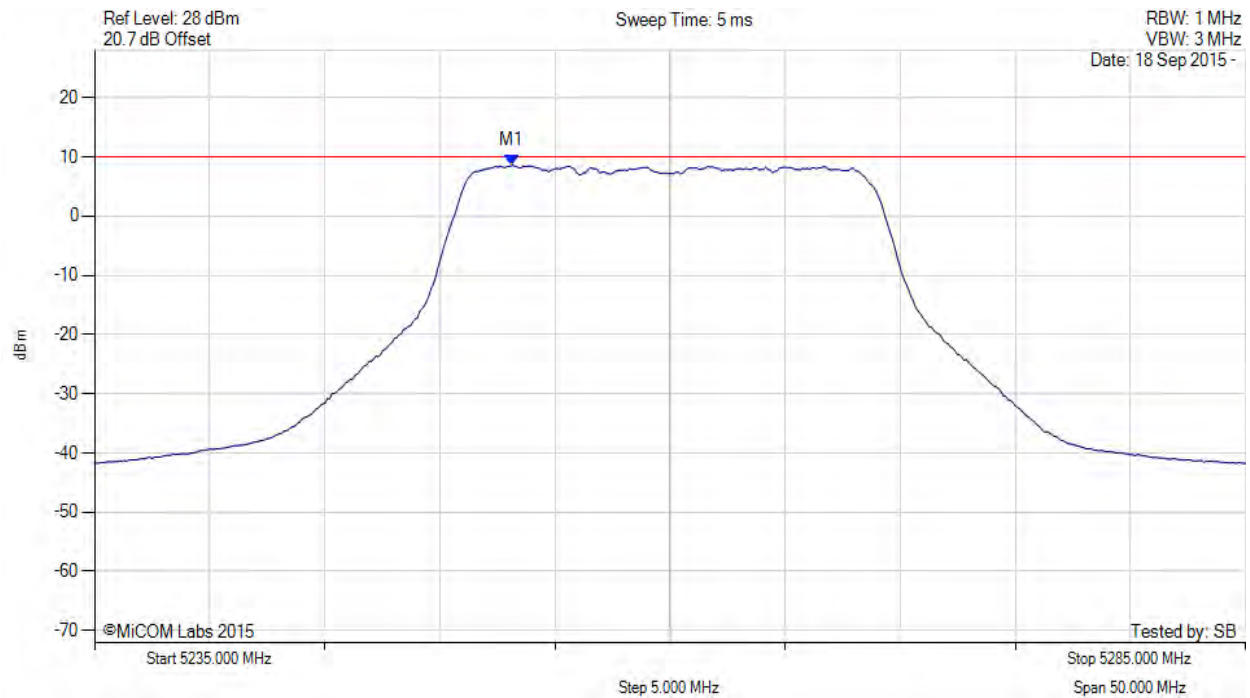


Title: Actiontec Electronics Inc WCB6240Q
To: FCC Part 15.407 + Industry Canada RSS-247 Issue 1
Serial #: ATEC09-U11a Conducted (DFS Bands) Rev A
Issue Date: 27th October 2015
Page: 155 of 266



POWER SPECTRAL DENSITY

Variant: 802.11n HT-20, Channel: 5260.00 MHz, SUM, Temp: Ambient, Voltage: 12 Vdc



Analyser Setup	Marker:Frequency:Amplitude	Test Results
Detector = RMS Sweep Count = 100 RF Atten (dB) = 20 Trace Mode = VIEW	M1 : 5253.100 MHz : 8.570 dBm M1 + DCCF : 5253.100 MHz : 8.658 dBm Duty Cycle Correction Factor : +0.09 dB	Limit: ≤ 10.0 dBm Margin: -1.3 dB

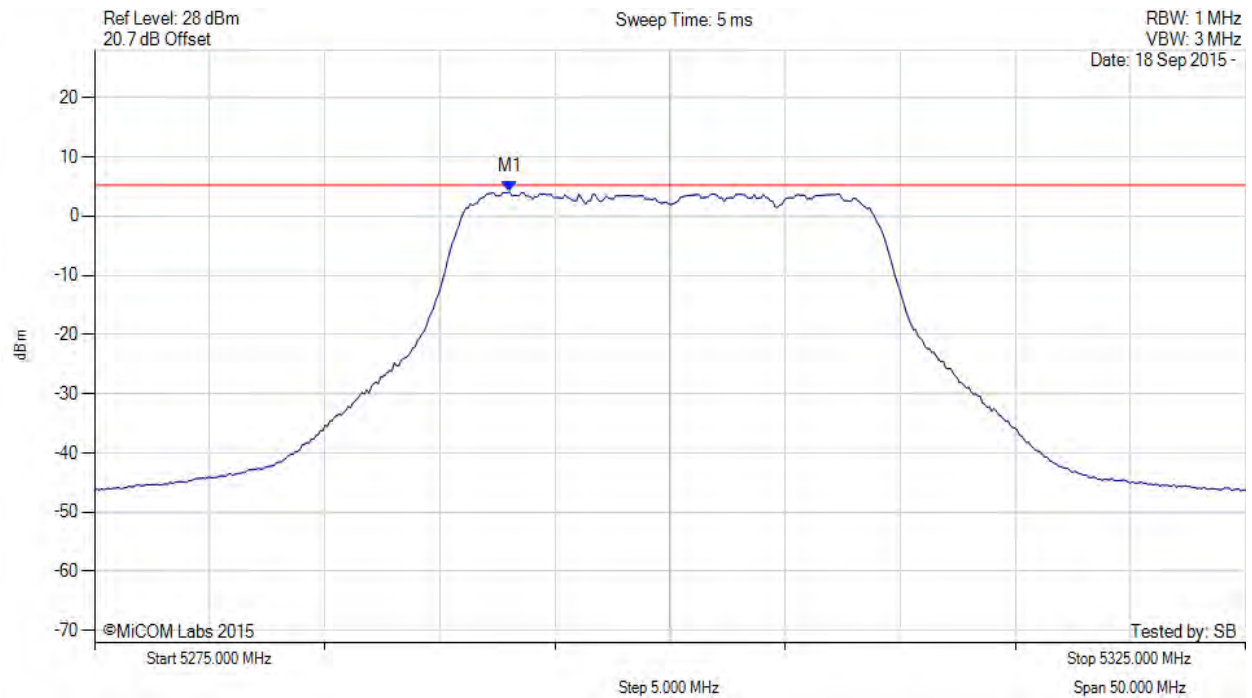
[back to matrix](#)

This test report may be reproduced in full only. The document may only be updated by MiCOM Labs personnel. All changes will be noted in the Document History section of the report.



POWER SPECTRAL DENSITY

Variant: 802.11n HT-20, Channel: 5300.00 MHz, Chain a, Temp: Ambient, Voltage: 12 Vdc



Analyser Setup	Marker:Frequency:Amplitude	Test Results
Detector = RMS Sweep Count = 100 RF Atten (dB) = 20 Trace Mode = VIEW	M1 : 5293.036 MHz : 4.086 dBm	Limit: ≤ 5.230 dBm

[back to matrix](#)

This test report may be reproduced in full only. The document may only be updated by MiCOM Labs personnel. All changes will be noted in the Document History section of the report.

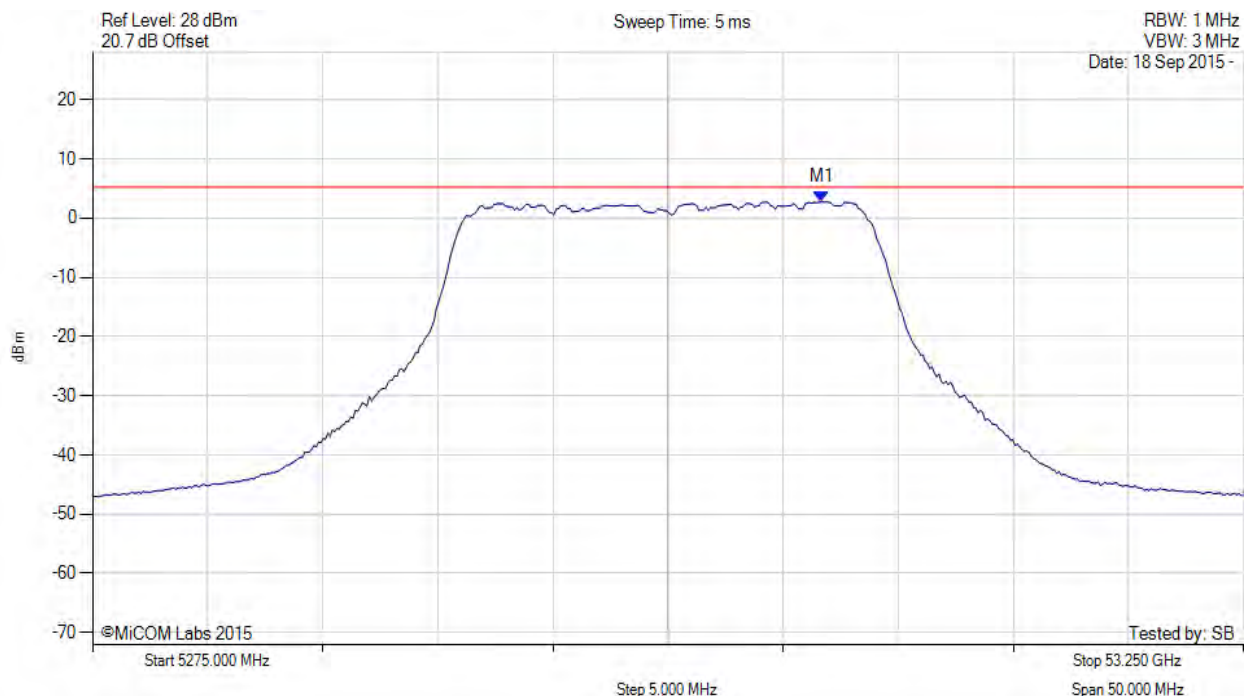


Title: Actiontec Electronics Inc WCB6240Q
To: FCC Part 15.407 + Industry Canada RSS-247 Issue 1
Serial #: ATEC09-U11a Conducted (DFS Bands) Rev A
Issue Date: 27th October 2015
Page: 157 of 266



POWER SPECTRAL DENSITY

Variant: 802.11n HT-20, Channel: 5300.00 MHz, Chain b, Temp: Ambient, Voltage: 12 Vdc



Analyser Setup	Marker:Frequency:Amplitude	Test Results
Detector = RMS Sweep Count = 100 RF Atten (dB) = 20 Trace Mode = VIEW	M1 : 5306.663 MHz : 2.748 dBm	Channel Frequency: 5300.00 MHz

[back to matrix](#)

This test report may be reproduced in full only. The document may only be updated by MiCOM Labs personnel. All changes will be noted in the Document History section of the report.

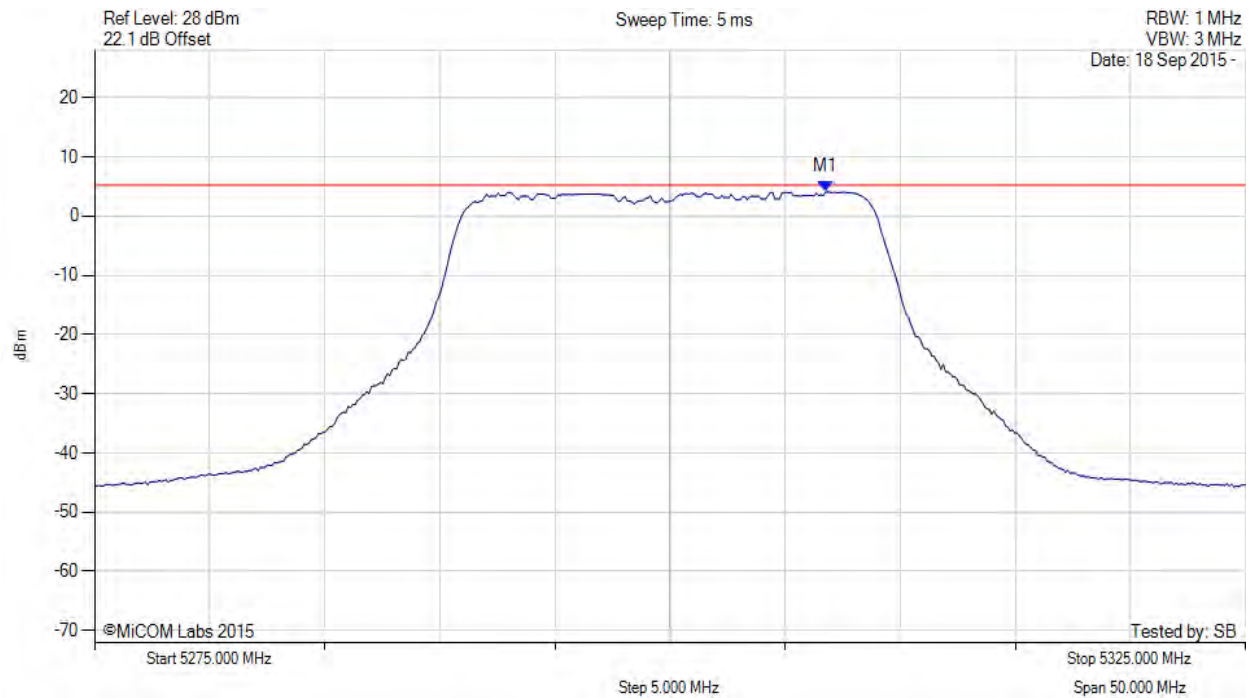


Title: Actiontec Electronics Inc WCB6240Q
To: FCC Part 15.407 + Industry Canada RSS-247 Issue 1
Serial #: ATEC09-U11a Conducted (DFS Bands) Rev A
Issue Date: 27th October 2015
Page: 158 of 266



POWER SPECTRAL DENSITY

Variant: 802.11n HT-20, Channel: 5300.00 MHz, Chain c, Temp: Ambient, Voltage: 12 Vdc



Analyser Setup	Marker:Frequency:Amplitude	Test Results
Detector = RMS Sweep Count = 100 RF Atten (dB) = 20 Trace Mode = VIEW	M1 : 5306.764 MHz : 4.101 dBm	Limit: ≤ 5.230 dBm

[back to matrix](#)

This test report may be reproduced in full only. The document may only be updated by MiCOM Labs personnel. All changes will be noted in the Document History section of the report.

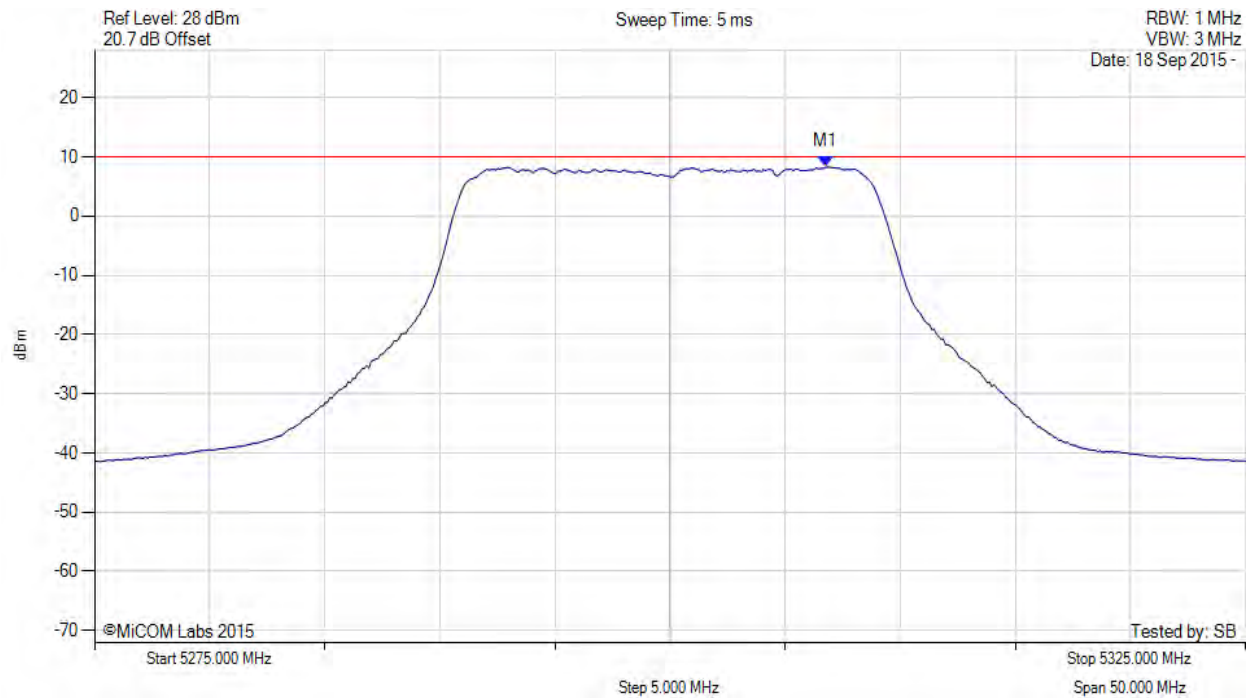


Title: Actiontec Electronics Inc WCB6240Q
To: FCC Part 15.407 + Industry Canada RSS-247 Issue 1
Serial #: ATEC09-U11a Conducted (DFS Bands) Rev A
Issue Date: 27th October 2015
Page: 159 of 266



POWER SPECTRAL DENSITY

Variant: 802.11n HT-20, Channel: 5300.00 MHz, SUM, Temp: Ambient, Voltage: 12 Vdc



Analyser Setup	Marker:Frequency:Amplitude	Test Results
Detector = RMS Sweep Count = 100 RF Atten (dB) = 20 Trace Mode = VIEW	M1 : 5306.800 MHz : 8.270 dBm M1 + DCCF : 5306.800 MHz : 8.358 dBm Duty Cycle Correction Factor : +0.09 dB	Limit: ≤ 10.0 dBm Margin: -1.6 dB

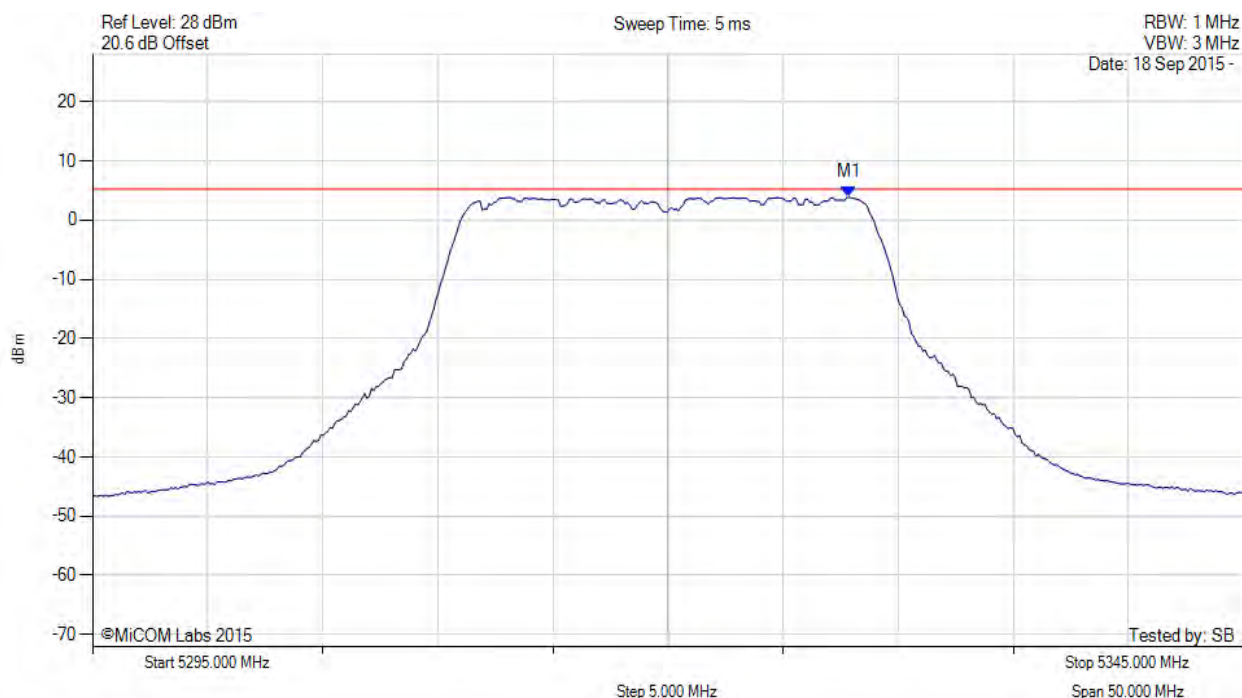
[back to matrix](#)

This test report may be reproduced in full only. The document may only be updated by MiCOM Labs personnel. All changes will be noted in the Document History section of the report.



POWER SPECTRAL DENSITY

Variant: 802.11n HT-20, Channel: 5320.00 MHz, Chain a, Temp: Ambient, Voltage: 12 Vdc



Analyser Setup	Marker:Frequency:Amplitude	Test Results
Detector = RMS Sweep Count = 100 RF Atten (dB) = 20 Trace Mode = VIEW	M1 : 5327.866 MHz : 3.879 dBm	Limit: ≤ 5.230 dBm

[back to matrix](#)

This test report may be reproduced in full only. The document may only be updated by MiCOM Labs personnel. All changes will be noted in the Document History section of the report.

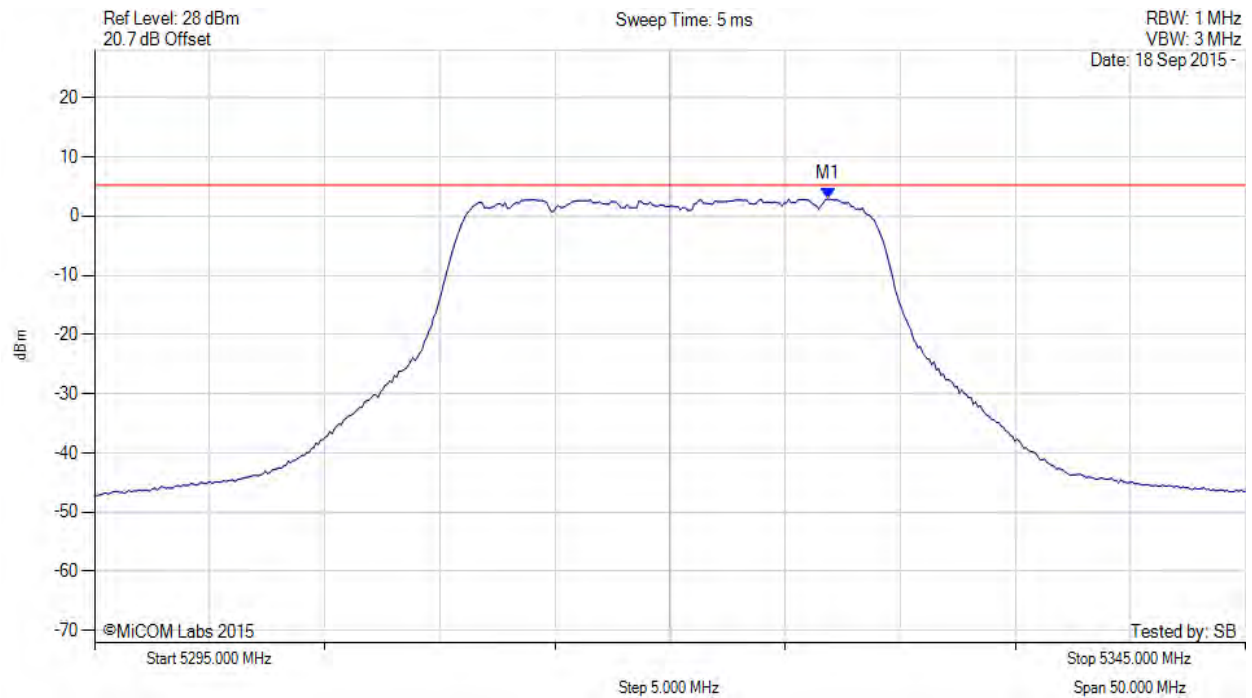


Title: Actiontec Electronics Inc WCB6240Q
To: FCC Part 15.407 + Industry Canada RSS-247 Issue 1
Serial #: ATEC09-U11a Conducted (DFS Bands) Rev A
Issue Date: 27th October 2015
Page: 161 of 266



POWER SPECTRAL DENSITY

Variant: 802.11n HT-20, Channel: 5320.00 MHz, Chain b, Temp: Ambient, Voltage: 12 Vdc



Analyser Setup	Marker:Frequency:Amplitude	Test Results
Detector = RMS Sweep Count = 100 RF Atten (dB) = 20 Trace Mode = VIEW	M1 : 5326.864 MHz : 2.886 dBm	Limit: ≤ 5.230 dBm

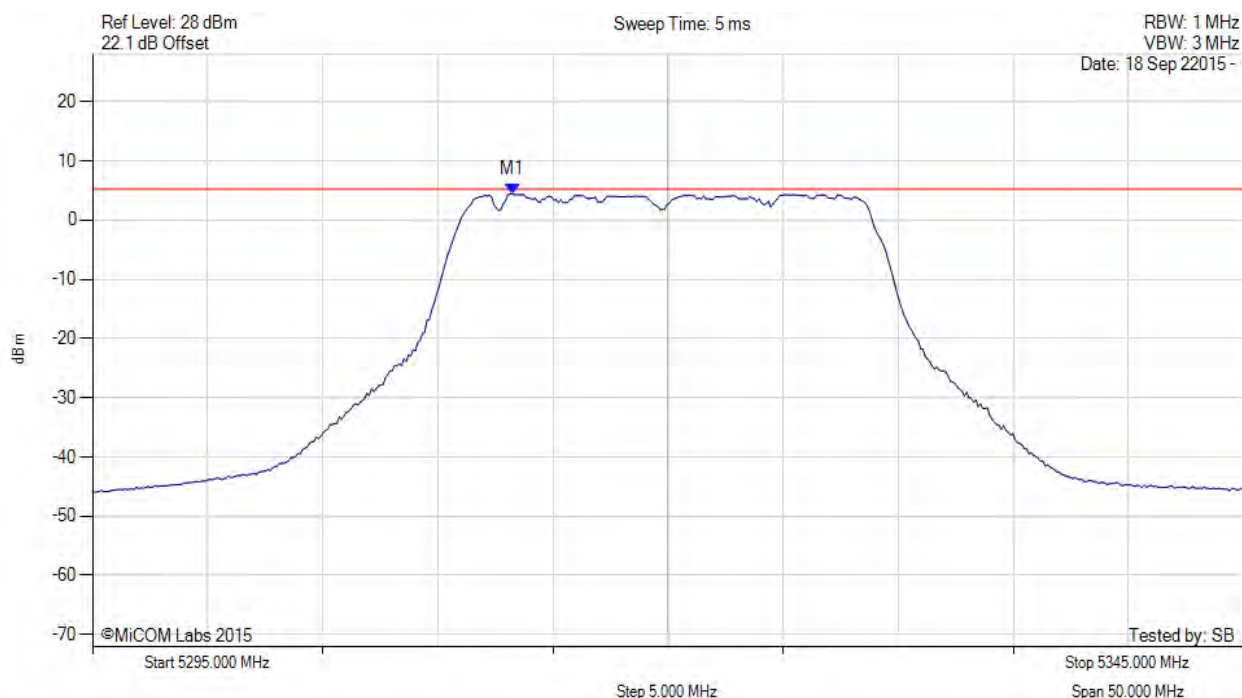
[back to matrix](#)

This test report may be reproduced in full only. The document may only be updated by MiCOM Labs personnel. All changes will be noted in the Document History section of the report.



POWER SPECTRAL DENSITY

Variant: 802.11n HT-20, Channel: 5320.00 MHz, Chain c, Temp: Ambient, Voltage: 12 Vdc



Analyser Setup	Marker:Frequency:Amplitude	Test Results
Detector = RMS Sweep Count = 100 RF Atten (dB) = 20 Trace Mode = VIEW	M1 : 5313.236 MHz : 4.394 dBm	Limit: ≤ 5.230 dBm

[back to matrix](#)

This test report may be reproduced in full only. The document may only be updated by MiCOM Labs personnel. All changes will be noted in the Document History section of the report.

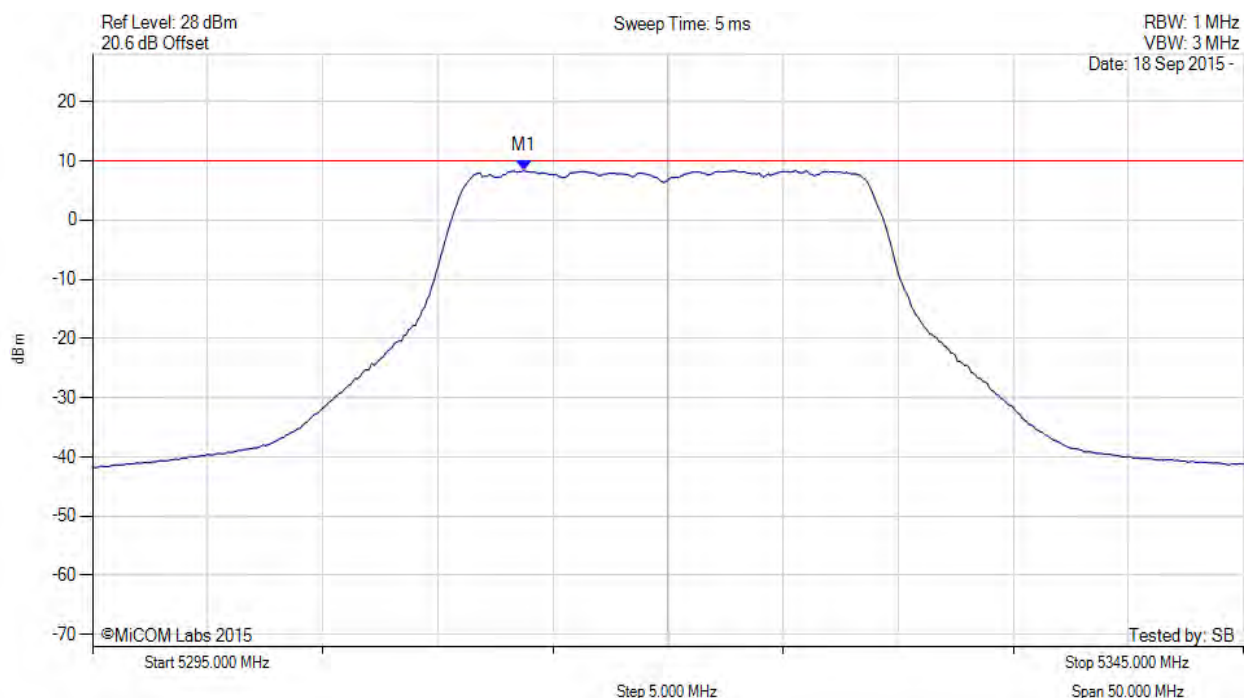


Title: Actiontec Electronics Inc WCB6240Q
To: FCC Part 15.407 + Industry Canada RSS-247 Issue 1
Serial #: ATEC09-U11a Conducted (DFS Bands) Rev A
Issue Date: 27th October 2015
Page: 163 of 266



POWER SPECTRAL DENSITY

Variant: 802.11n HT-20, Channel: 5320.00 MHz, SUM, Temp: Ambient, Voltage: 12 Vdc



Analyser Setup	Marker:Frequency:Amplitude	Test Results
Detector = RMS Sweep Count = 100 RF Atten (dB) = 20 Trace Mode = VIEW	M1 : 5313.700 MHz : 8.376 dBm M1 + DCCF : 5313.700 MHz : 8.464 dBm Duty Cycle Correction Factor : +0.09 dB	Limit: ≤ 10.0 dBm Margin: -1.5 dB

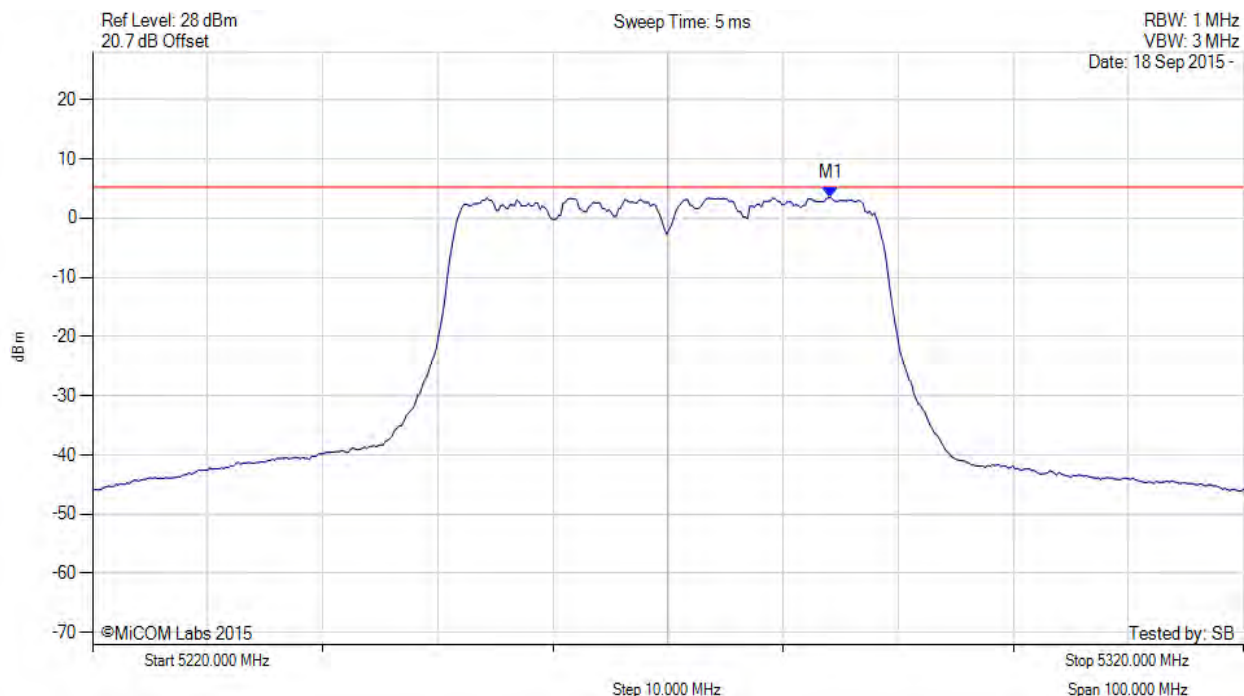
[back to matrix](#)

This test report may be reproduced in full only. The document may only be updated by MiCOM Labs personnel. All changes will be noted in the Document History section of the report.



POWER SPECTRAL DENSITY

Variant: 802.11n HT-40, Channel: 5270.00 MHz, Chain a, Temp: Ambient, Voltage: 12 Vdc



Analyser Setup	Marker:Frequency:Amplitude	Test Results
Detector = RMS Sweep Count = 100 RF Atten (dB) = 20 Trace Mode = VIEW	M1 : 5284.128 MHz : 3.497 dBm	Limit: ≤ 5.230 dBm

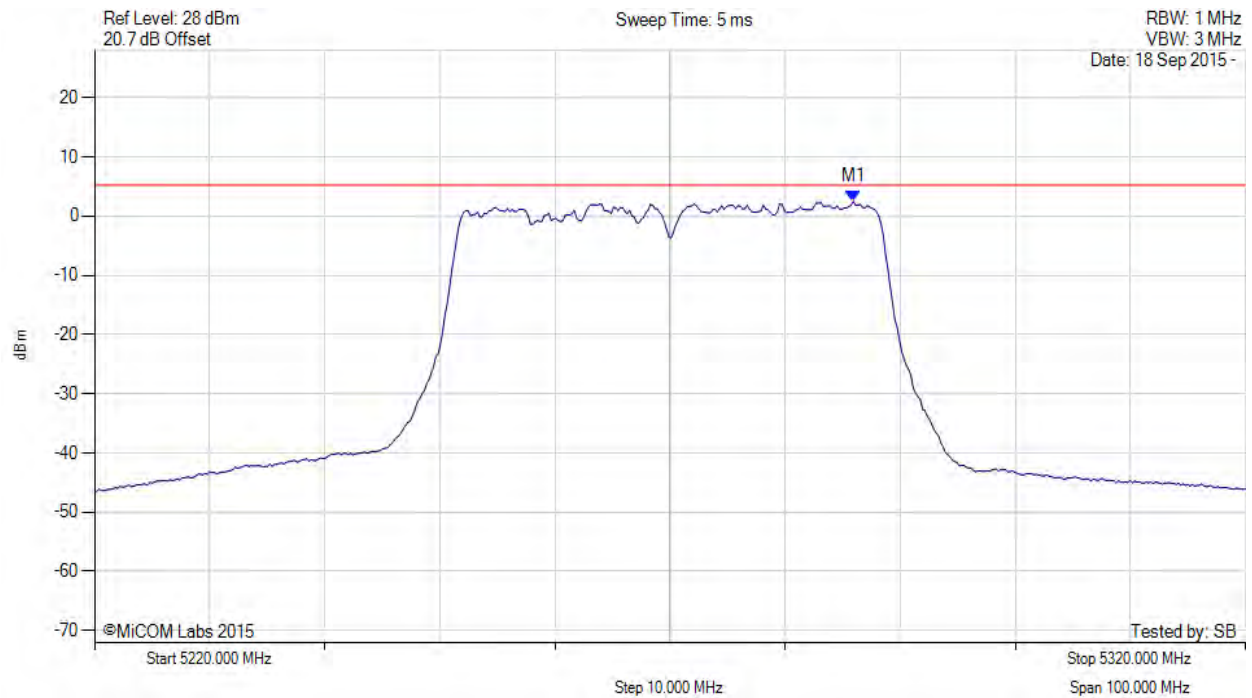
[back to matrix](#)

This test report may be reproduced in full only. The document may only be updated by MiCOM Labs personnel. All changes will be noted in the Document History section of the report.



POWER SPECTRAL DENSITY

Variant: 802.11n HT-40, Channel: 5270.00 MHz, Chain b, Temp: Ambient, Voltage: 12 Vdc



Analyser Setup	Marker:Frequency:Amplitude	Test Results
Detector = RMS Sweep Count = 100 RF Atten (dB) = 20 Trace Mode = VIEW	M1 : 5285.932 MHz : 2.473 dBm	Limit: ≤ 5.230 dBm

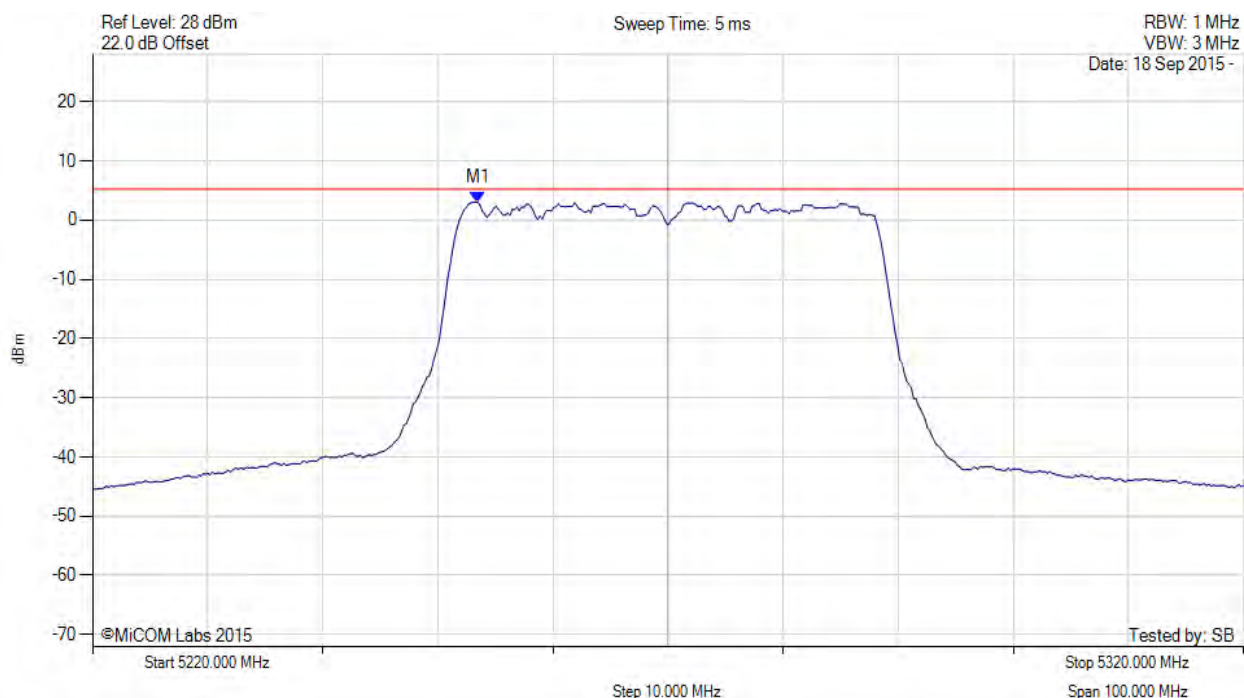
[back to matrix](#)

This test report may be reproduced in full only. The document may only be updated by MiCOM Labs personnel. All changes will be noted in the Document History section of the report.



POWER SPECTRAL DENSITY

Variant: 802.11n HT-40, Channel: 5270.00 MHz, Chain c, Temp: Ambient, Voltage: 12 Vdc



Analyser Setup	Marker:Frequency:Amplitude	Test Results
Detector = RMS Sweep Count = 100 RF Atten (dB) = 20 Trace Mode = VIEW	M1 : 5253.467 MHz : 3.037 dBm	Limit: ≤ 5.230 dBm

[back to matrix](#)

This test report may be reproduced in full only. The document may only be updated by MiCOM Labs personnel. All changes will be noted in the Document History section of the report.

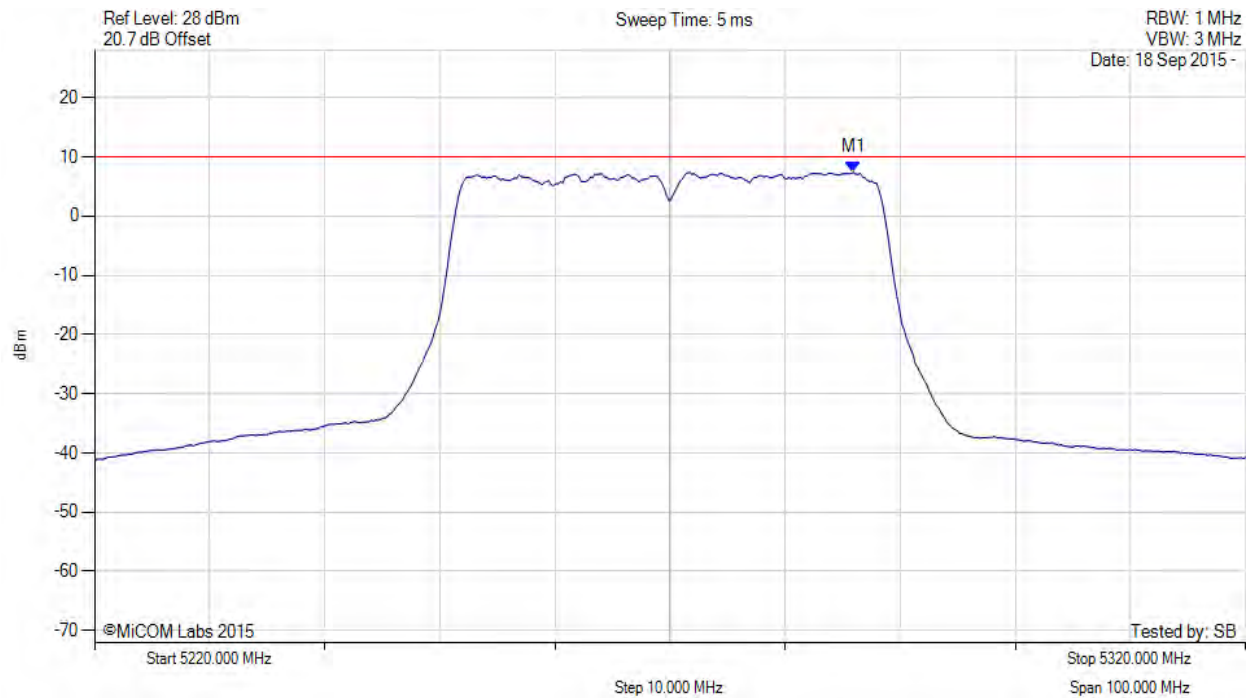


Title: Actiontec Electronics Inc WCB6240Q
To: FCC Part 15.407 + Industry Canada RSS-247 Issue 1
Serial #: ATEC09-U11a Conducted (DFS Bands) Rev A
Issue Date: 27th October 2015
Page: 167 of 266



POWER SPECTRAL DENSITY

Variant: 802.11n HT-40, Channel: 5270.00 MHz, SUM, Temp: Ambient, Voltage: 12 Vdc



Analyser Setup	Marker:Frequency:Amplitude	Test Results
Detector = RMS Sweep Count = 100 RF Atten (dB) = 20 Trace Mode = VIEW	M1 : 5285.900 MHz : 7.379 dBm M1 + DCCF : 5285.900 MHz : 7.511 dBm Duty Cycle Correction Factor : +0.13 dB	Limit: ≤ 10.0 dBm Margin: -2.5 dB

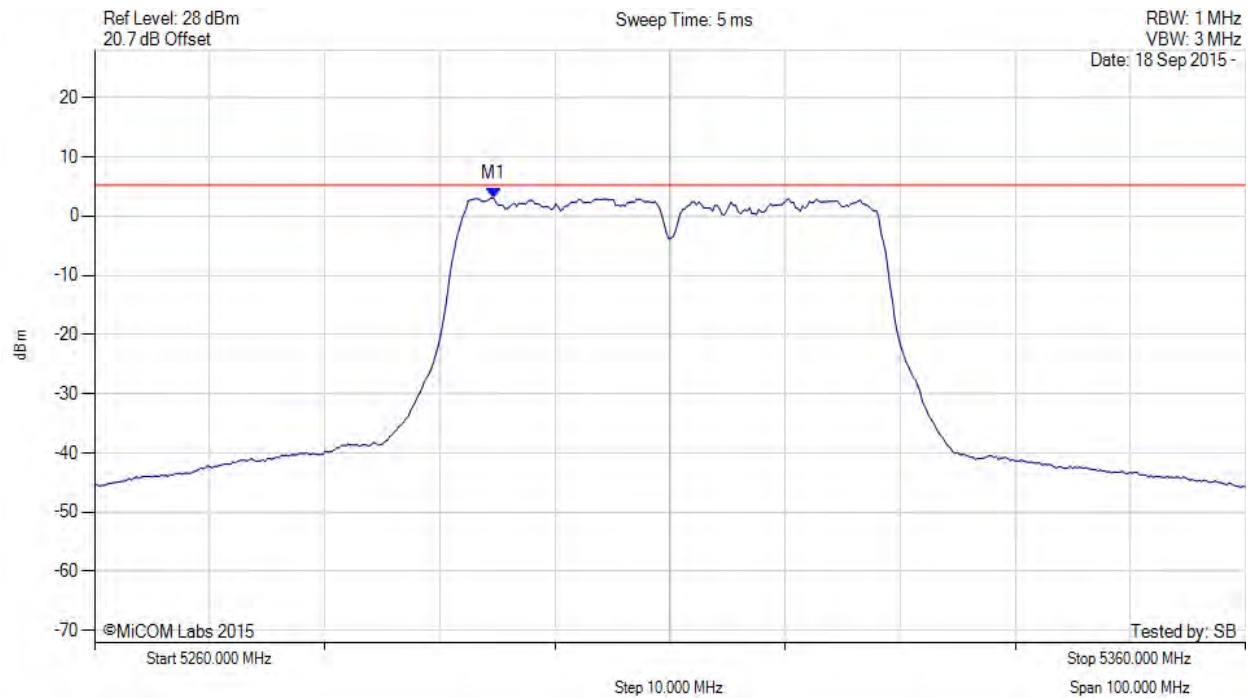
[back to matrix](#)

This test report may be reproduced in full only. The document may only be updated by MiCOM Labs personnel. All changes will be noted in the Document History section of the report.



POWER SPECTRAL DENSITY

Variant: 802.11n HT-40, Channel: 5310.00 MHz, Chain a, Temp: Ambient, Voltage: 12 Vdc



Analyser Setup	Marker:Frequency:Amplitude	Test Results
Detector = RMS Sweep Count = 100 RF Atten (dB) = 20 Trace Mode = VIEW	M1 : 5294.669 MHz : 3.052 dBm	Limit: ≤ 5.230 dBm

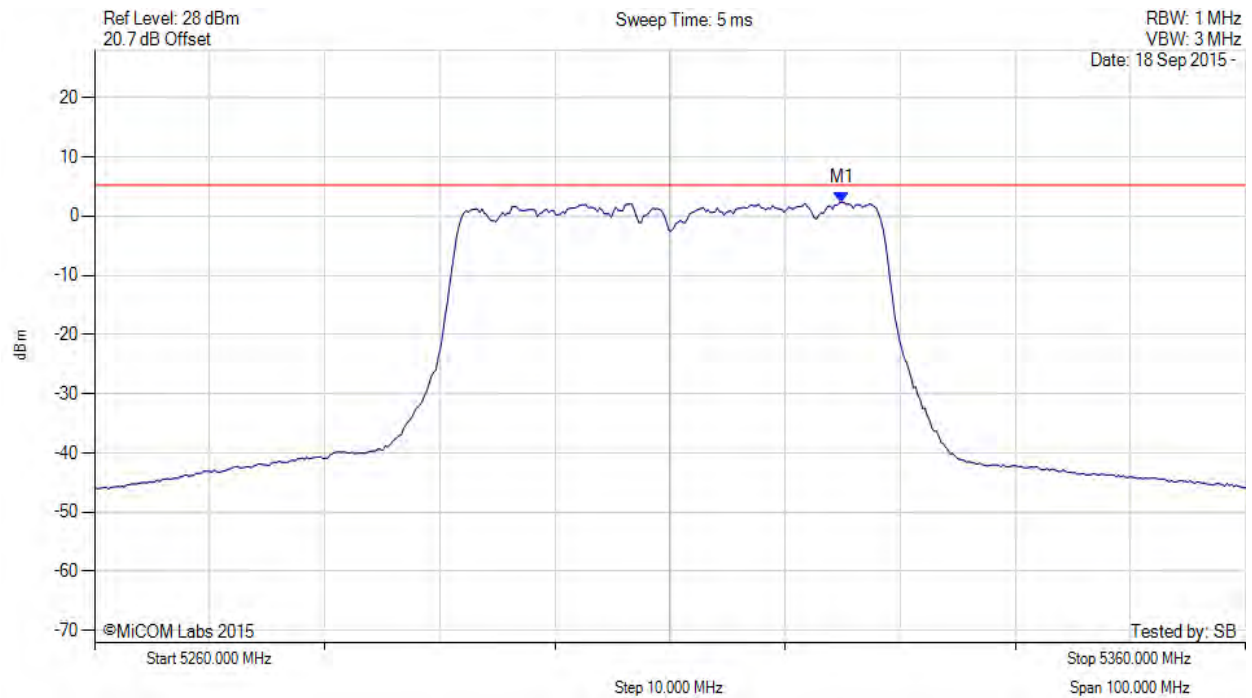
[back to matrix](#)

This test report may be reproduced in full only. The document may only be updated by MiCOM Labs personnel. All changes will be noted in the Document History section of the report.



POWER SPECTRAL DENSITY

Variant: 802.11n HT-40, Channel: 5310.00 MHz, Chain b, Temp: Ambient, Voltage: 12 Vdc



Analyser Setup	Marker:Frequency:Amplitude	Test Results
Detector = RMS Sweep Count = 100 RF Atten (dB) = 20 Trace Mode = VIEW	M1 : 5324.930 MHz : 2.339 dBm	Limit: ≤ 5.230 dBm

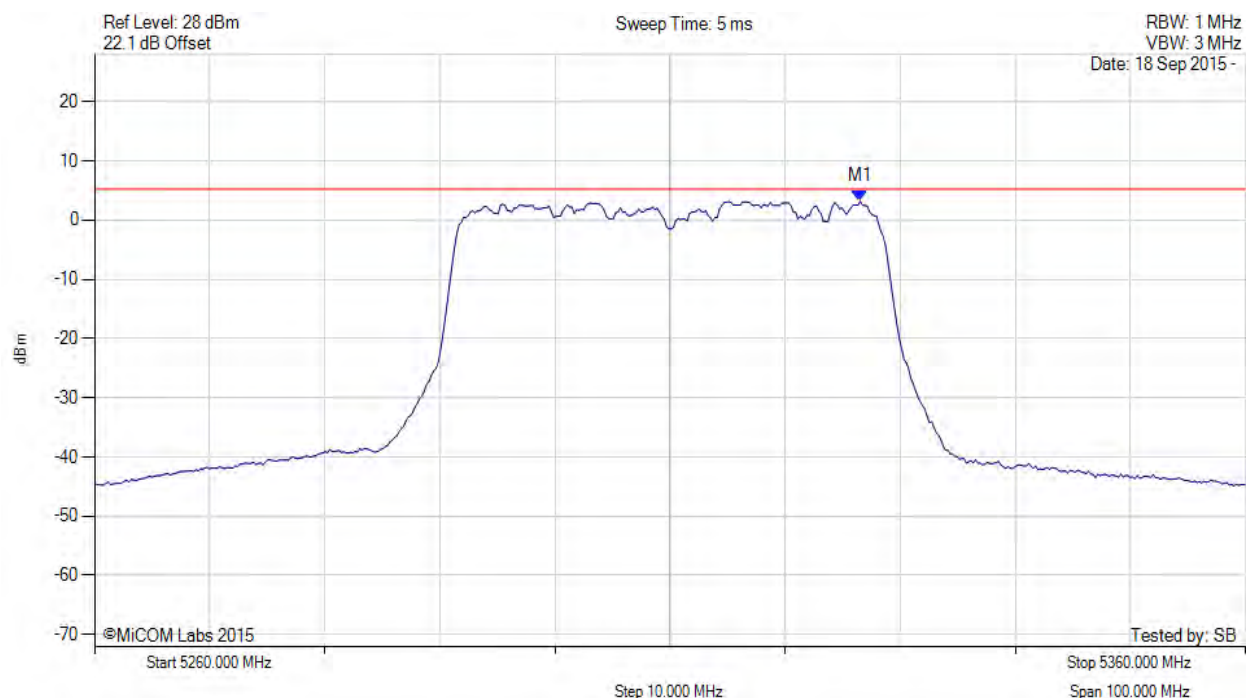
[back to matrix](#)

This test report may be reproduced in full only. The document may only be updated by MiCOM Labs personnel. All changes will be noted in the Document History section of the report.



POWER SPECTRAL DENSITY

Variant: 802.11n HT-40, Channel: 5310.00 MHz, Chain c, Temp: Ambient, Voltage: 12 Vdc



Analyser Setup	Marker:Frequency:Amplitude	Test Results
Detector = RMS Sweep Count = 100 RF Atten (dB) = 20 Trace Mode = VIEW	M1 : 5326.533 MHz : 3.153 dBm	Limit: ≤ 5.230 dBm

[back to matrix](#)

This test report may be reproduced in full only. The document may only be updated by MiCOM Labs personnel. All changes will be noted in the Document History section of the report.

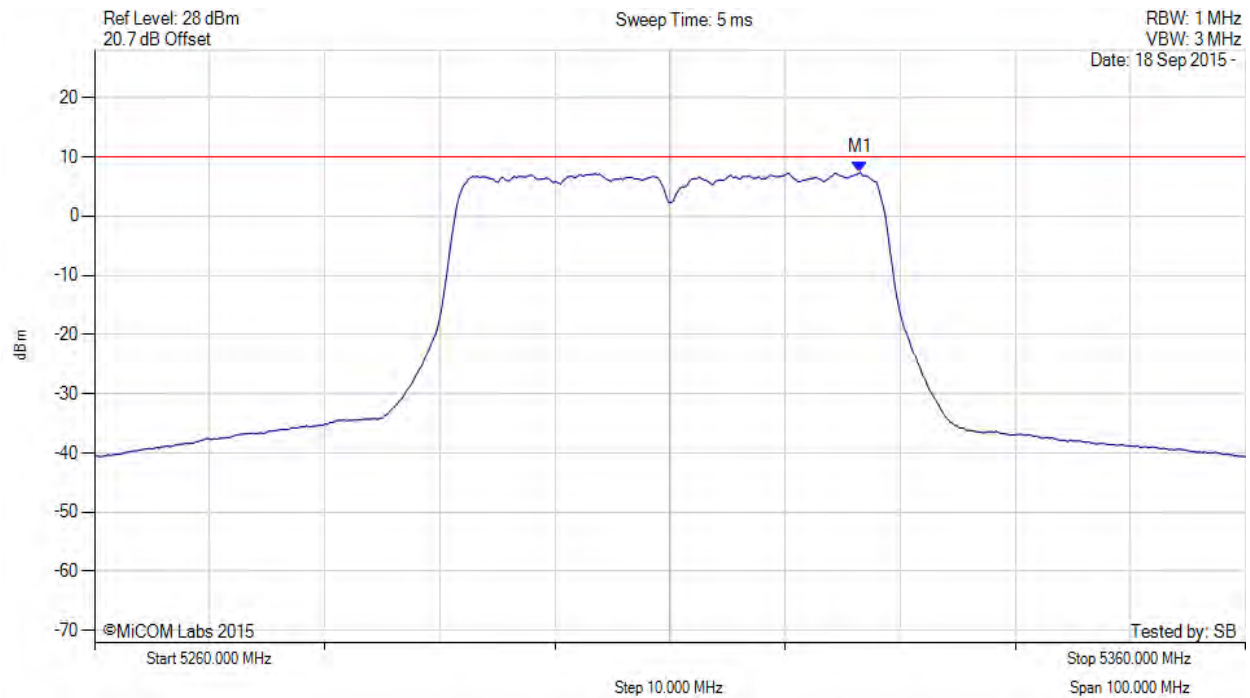


Title: Actiontec Electronics Inc WCB6240Q
To: FCC Part 15.407 + Industry Canada RSS-247 Issue 1
Serial #: ATEC09-U11a Conducted (DFS Bands) Rev A
Issue Date: 27th October 2015
Page: 171 of 266



POWER SPECTRAL DENSITY

Variant: 802.11n HT-40, Channel: 5310.00 MHz, SUM, Temp: Ambient, Voltage: 12 Vdc



Analyser Setup	Marker:Frequency:Amplitude	Test Results
Detector = RMS Sweep Count = 100 RF Atten (dB) = 20 Trace Mode = VIEW	M1 : 5326.500 MHz : 7.394 dBm M1 + DCCF : 5326.500 MHz : 7.526 dBm Duty Cycle Correction Factor : +0.13 dB	Limit: ≤ 10.0 dBm Margin: -2.4 dB

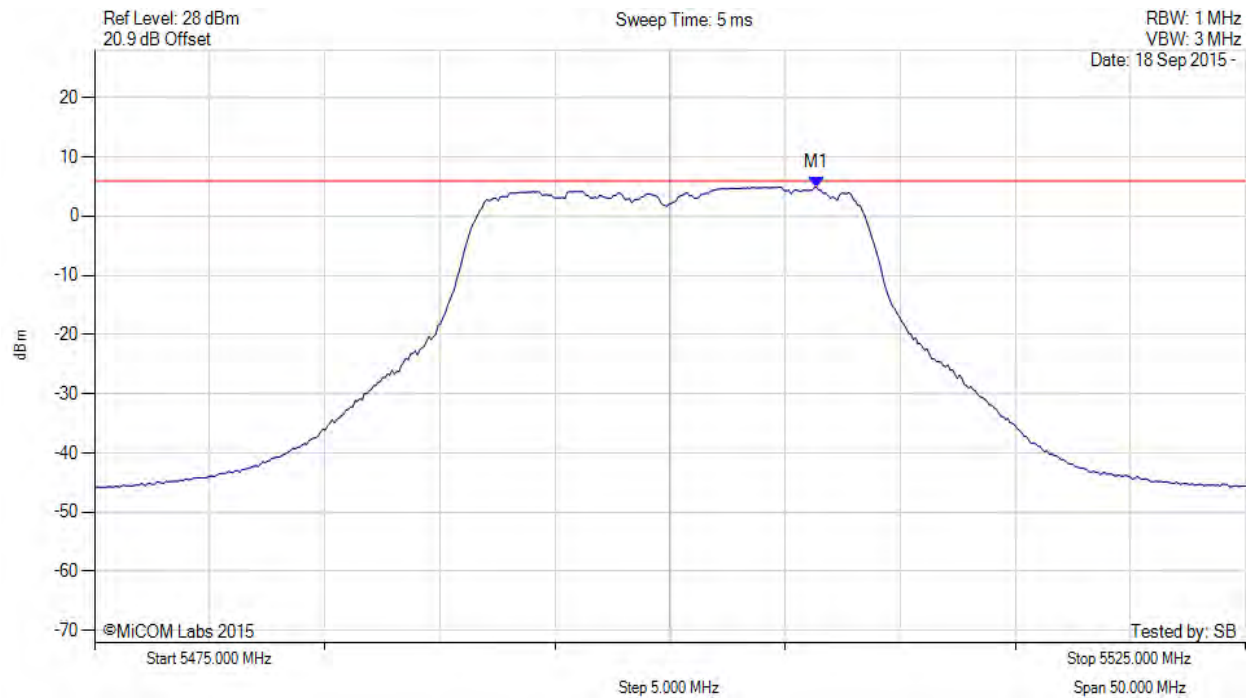
[back to matrix](#)

This test report may be reproduced in full only. The document may only be updated by MiCOM Labs personnel. All changes will be noted in the Document History section of the report.



POWER SPECTRAL DENSITY

Variant: 802.11a, Channel: 5500.00 MHz, Chain a, Temp: Ambient, Voltage: 12 Vdc



Analyser Setup	Marker:Frequency:Amplitude	Test Results
Detector = RMS Sweep Count = 100 RF Atten (dB) = 20 Trace Mode = VIEW	M1 : 5506.363 MHz : 4.904 dBm	Limit: ≤ 5.930 dBm

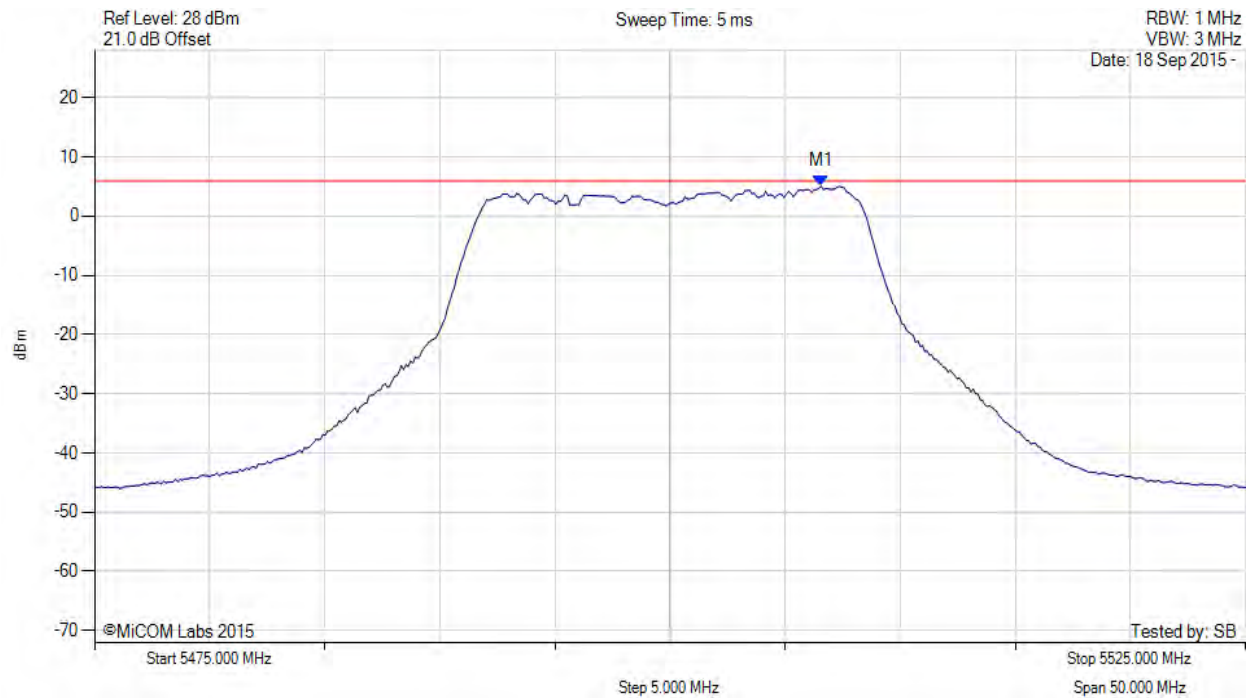
[back to matrix](#)

This test report may be reproduced in full only. The document may only be updated by MiCOM Labs personnel. All changes will be noted in the Document History section of the report.



POWER SPECTRAL DENSITY

Variant: 802.11a, Channel: 5500.00 MHz, Chain b, Temp: Ambient, Voltage: 12 Vdc



Analyser Setup	Marker:Frequency:Amplitude	Test Results
Detector = RMS Sweep Count = 100 RF Atten (dB) = 20 Trace Mode = VIEW	M1 : 5506.563 MHz : 5.038 dBm	Limit: ≤ 5.930 dBm

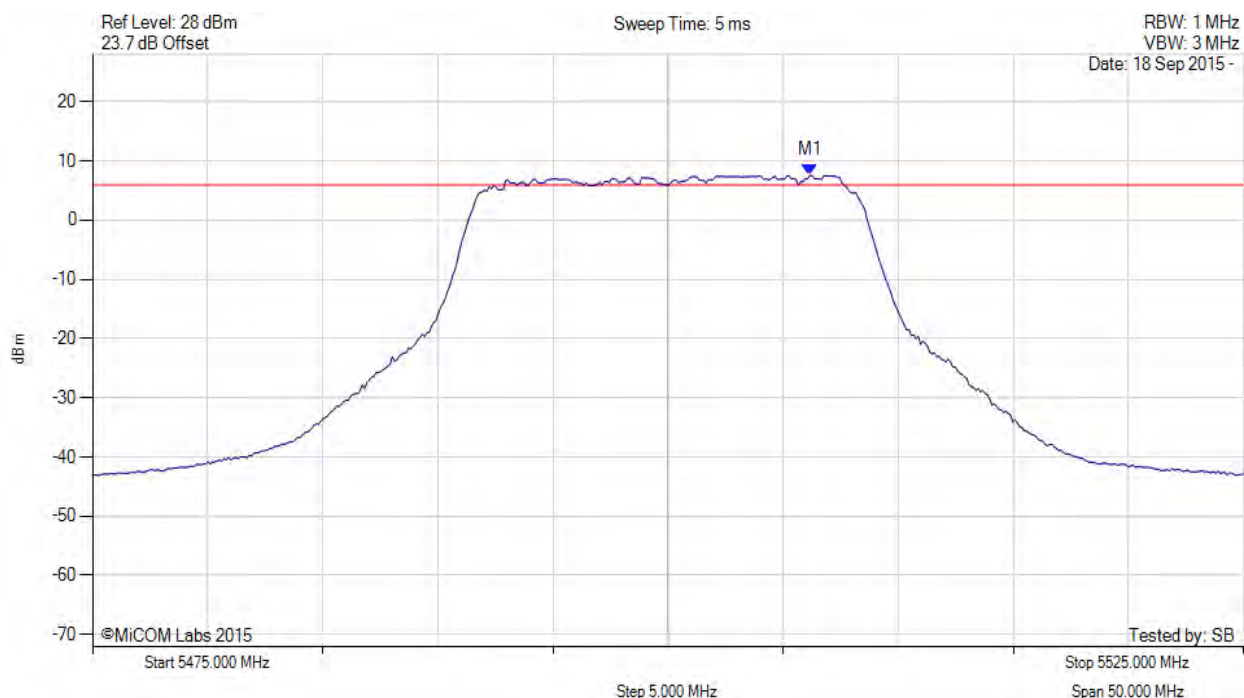
[back to matrix](#)

This test report may be reproduced in full only. The document may only be updated by MiCOM Labs personnel. All changes will be noted in the Document History section of the report.



POWER SPECTRAL DENSITY

Variant: 802.11a, Channel: 5500.00 MHz, Chain c, Temp: Ambient, Voltage: 12 Vdc



Analyser Setup	Marker:Frequency:Amplitude	Test Results
Detector = RMS Sweep Count = 100 RF Atten (dB) = 20 Trace Mode = VIEW	M1 : 5506.162 MHz : 7.545 dBm	Limit: ≤ 5.930 dBm

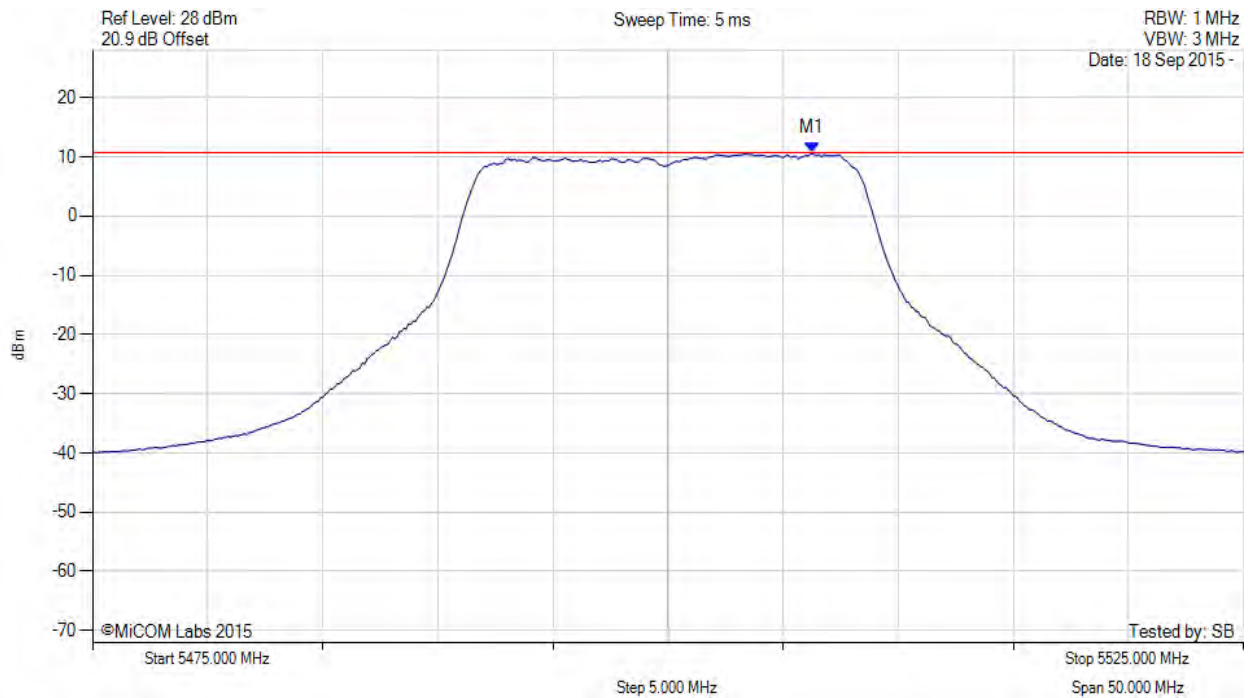
[back to matrix](#)

This test report may be reproduced in full only. The document may only be updated by MiCOM Labs personnel. All changes will be noted in the Document History section of the report.



POWER SPECTRAL DENSITY

Variant: 802.11a, Channel: 5500.00 MHz, SUM, Temp: Ambient, Voltage: 12 Vdc



Analyser Setup	Marker:Frequency:Amplitude	Test Results
Detector = RMS Sweep Count = 100 RF Atten (dB) = 20 Trace Mode = VIEW	M1 : 5506.300 MHz : 10.586 dBm M1 + DCCF : 5506.300 MHz : 10.674 dBm Duty Cycle Correction Factor : +0.09 dB	Limit: ≤ 10.7 dBm Margin: 0.0 dB

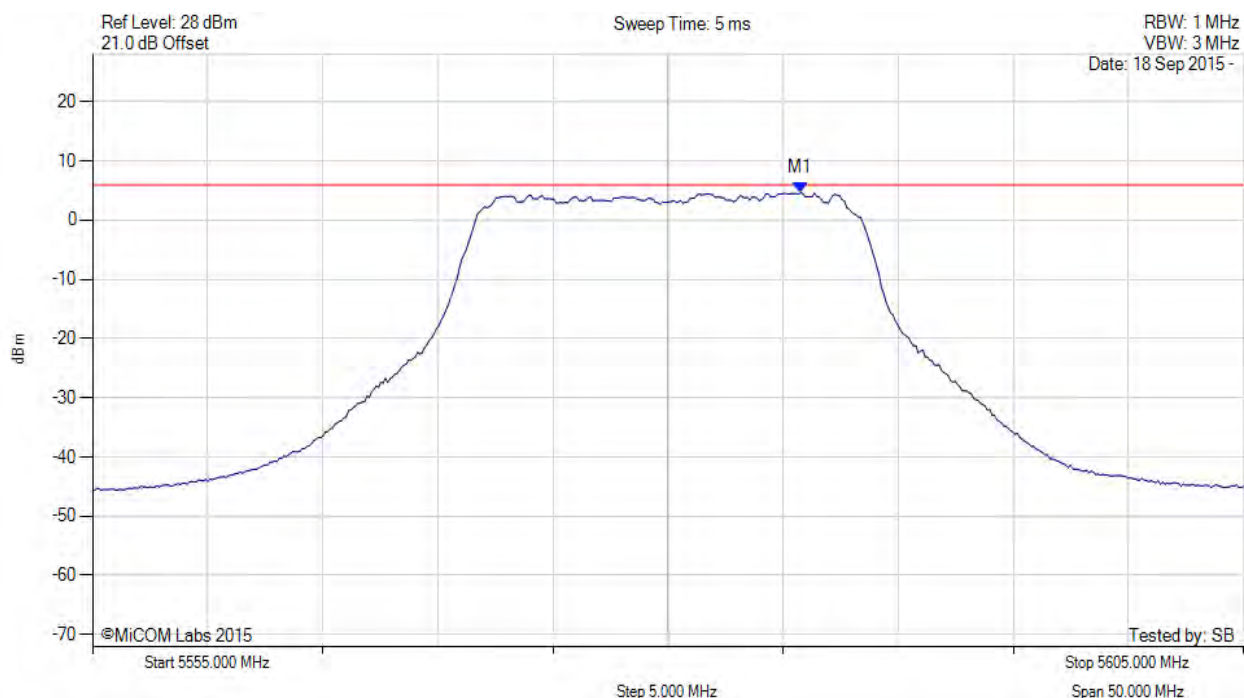
[back to matrix](#)

This test report may be reproduced in full only. The document may only be updated by MiCOM Labs personnel. All changes will be noted in the Document History section of the report.



POWER SPECTRAL DENSITY

Variant: 802.11a, Channel: 5580.00 MHz, Chain a, Temp: Ambient, Voltage: 12 Vdc



Analyser Setup	Marker:Frequency:Amplitude	Test Results
Detector = RMS Sweep Count = 100 RF Atten (dB) = 20 Trace Mode = VIEW	M1 : 5585.762 MHz : 4.600 dBm	Limit: ≤ 5.930 dBm

[back to matrix](#)

This test report may be reproduced in full only. The document may only be updated by MiCOM Labs personnel. All changes will be noted in the Document History section of the report.

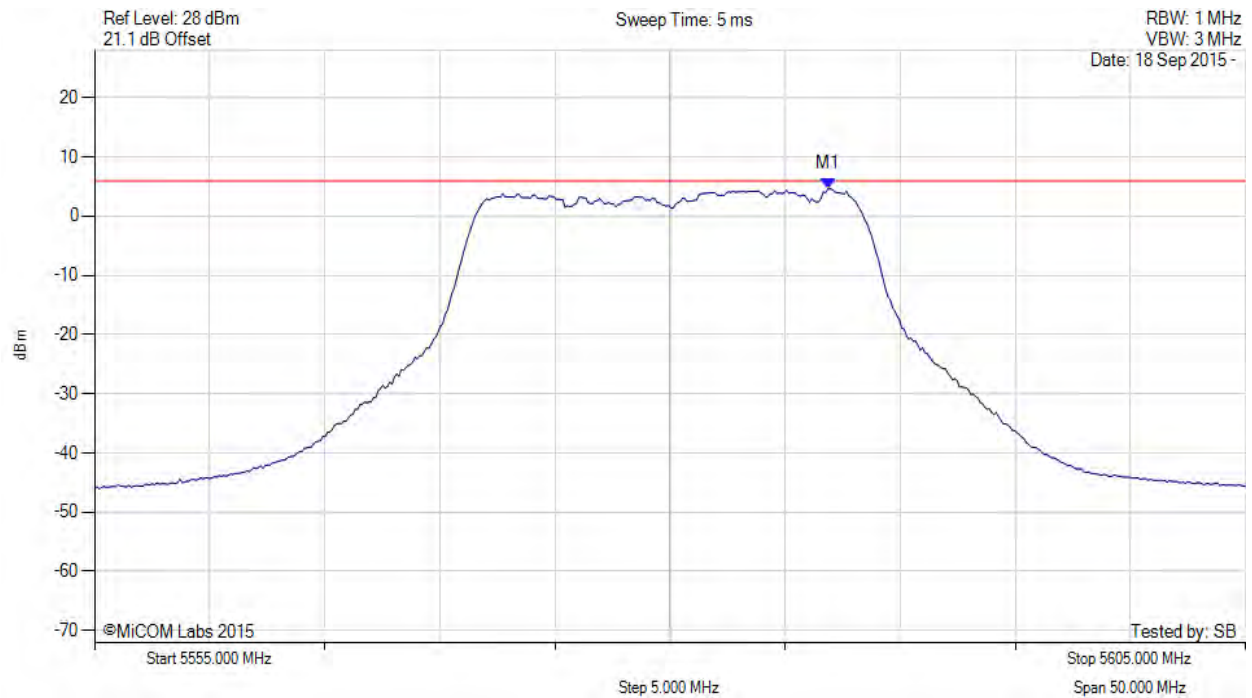


Title: Actiontec Electronics Inc WCB6240Q
To: FCC Part 15.407 + Industry Canada RSS-247 Issue 1
Serial #: ATEC09-U11a Conducted (DFS Bands) Rev A
Issue Date: 27th October 2015
Page: 177 of 266



POWER SPECTRAL DENSITY

Variant: 802.11a, Channel: 5580.00 MHz, Chain b, Temp: Ambient, Voltage: 12 Vdc



Analyser Setup	Marker:Frequency:Amplitude	Test Results
Detector = RMS Sweep Count = 100 RF Atten (dB) = 20 Trace Mode = VIEW	M1 : 5586.864 MHz : 4.628 dBm	Channel Frequency: 5580.00 MHz

[back to matrix](#)

This test report may be reproduced in full only. The document may only be updated by MiCOM Labs personnel. All changes will be noted in the Document History section of the report.

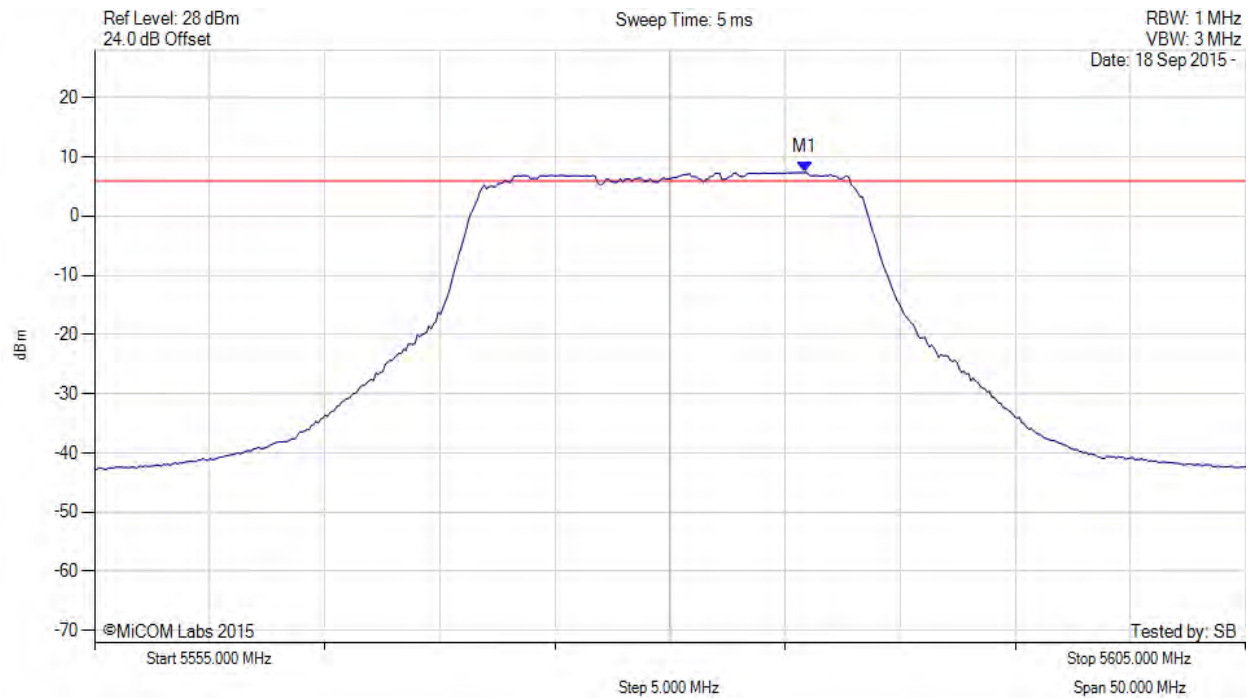


Title: Actiontec Electronics Inc WCB6240Q
To: FCC Part 15.407 + Industry Canada RSS-247 Issue 1
Serial #: ATEC09-U11a Conducted (DFS Bands) Rev A
Issue Date: 27th October 2015
Page: 178 of 266



POWER SPECTRAL DENSITY

Variant: 802.11a, Channel: 5580.00 MHz, Chain c, Temp: Ambient, Voltage: 12 Vdc



Analyser Setup	Marker:Frequency:Amplitude	Test Results
Detector = RMS Sweep Count = 100 RF Atten (dB) = 20 Trace Mode = VIEW	M1 : 5585.862 MHz : 7.373 dBm	Limit: ≤ 5.930 dBm

[back to matrix](#)

This test report may be reproduced in full only. The document may only be updated by MiCOM Labs personnel. All changes will be noted in the Document History section of the report.

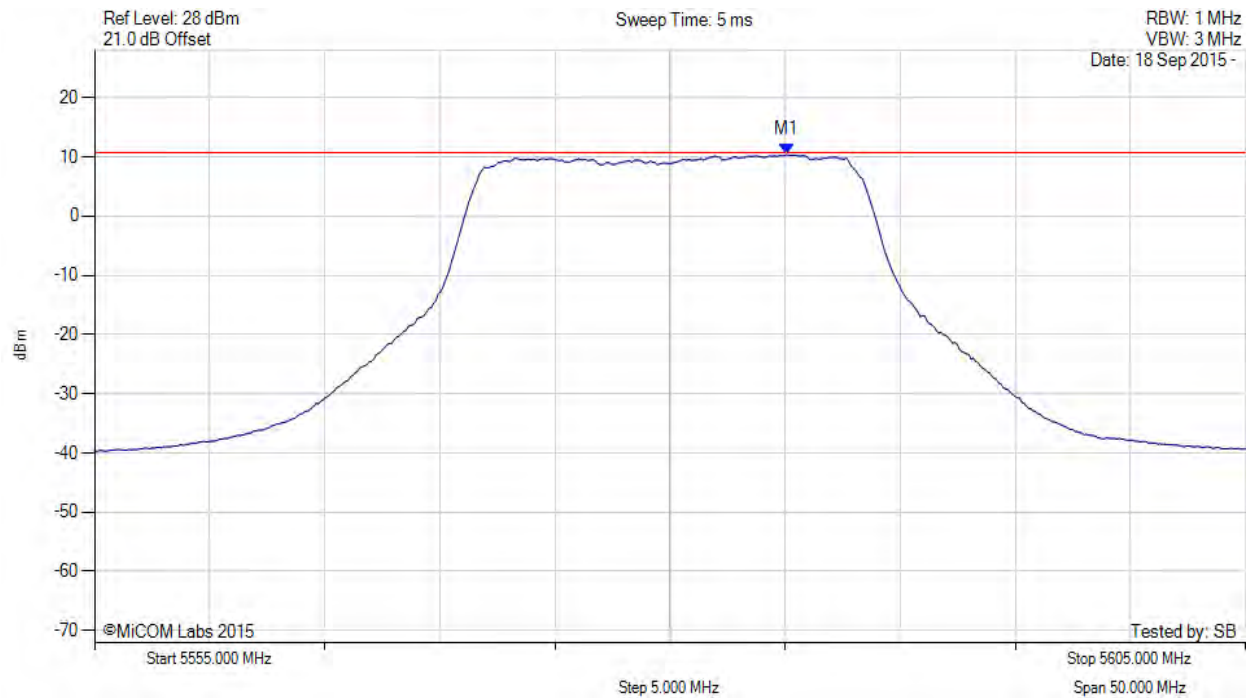


Title: Actiontec Electronics Inc WCB6240Q
To: FCC Part 15.407 + Industry Canada RSS-247 Issue 1
Serial #: ATEC09-U11a Conducted (DFS Bands) Rev A
Issue Date: 27th October 2015
Page: 179 of 266



POWER SPECTRAL DENSITY

Variant: 802.11a, Channel: 5580.00 MHz, SUM, Temp: Ambient, Voltage: 12 Vdc



Analyser Setup	Marker:Frequency:Amplitude	Test Results
Detector = RMS Sweep Count = 100 RF Atten (dB) = 20 Trace Mode = VIEW	M1 : 5585.100 MHz : 10.380 dBm M1 + DCCF : 5585.100 MHz : 10.468 dBm Duty Cycle Correction Factor : +0.09 dB	Limit: ≤ 10.7 dBm Margin: -0.2 dB

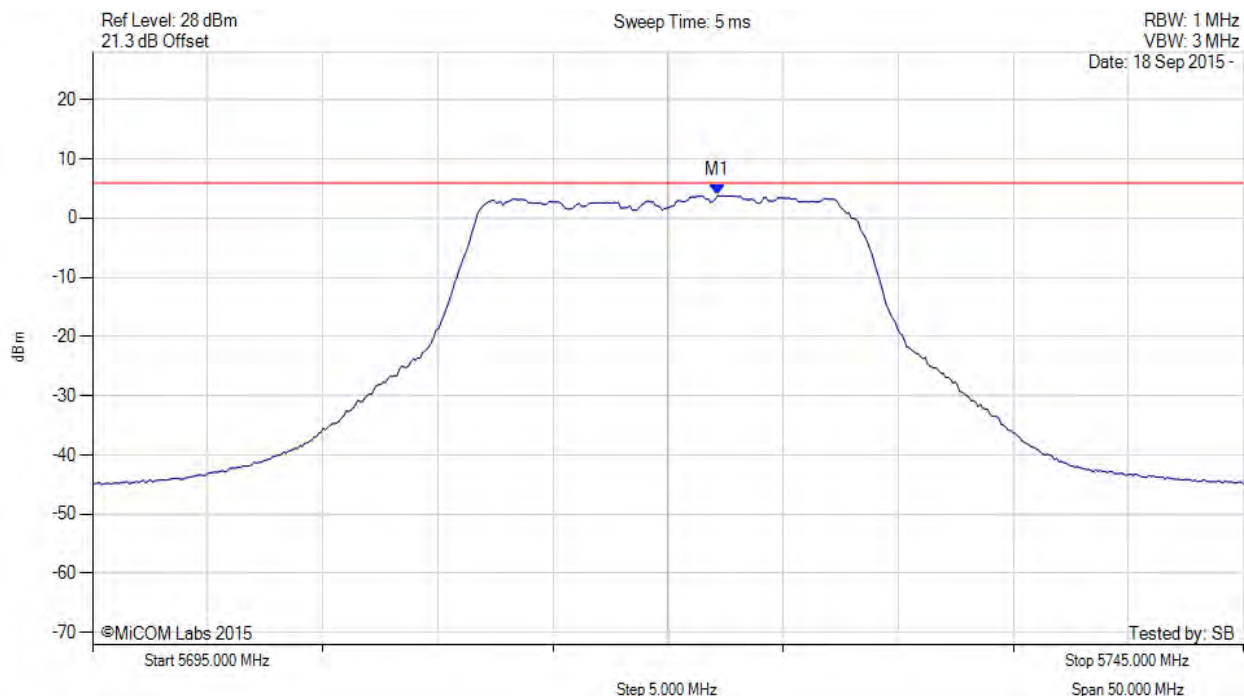
[back to matrix](#)

This test report may be reproduced in full only. The document may only be updated by MiCOM Labs personnel. All changes will be noted in the Document History section of the report.



POWER SPECTRAL DENSITY

Variant: 802.11a, Channel: 5720.00 MHz, Chain a, Temp: Ambient, Voltage: 12 Vdc



Analyser Setup	Marker:Frequency:Amplitude	Test Results
Detector = RMS Sweep Count = 100 RF Atten (dB) = 20 Trace Mode = VIEW	M1 : 5722.154 MHz : 3.807 dBm	Limit: ≤ 5.930 dBm

[back to matrix](#)

This test report may be reproduced in full only. The document may only be updated by MiCOM Labs personnel. All changes will be noted in the Document History section of the report.

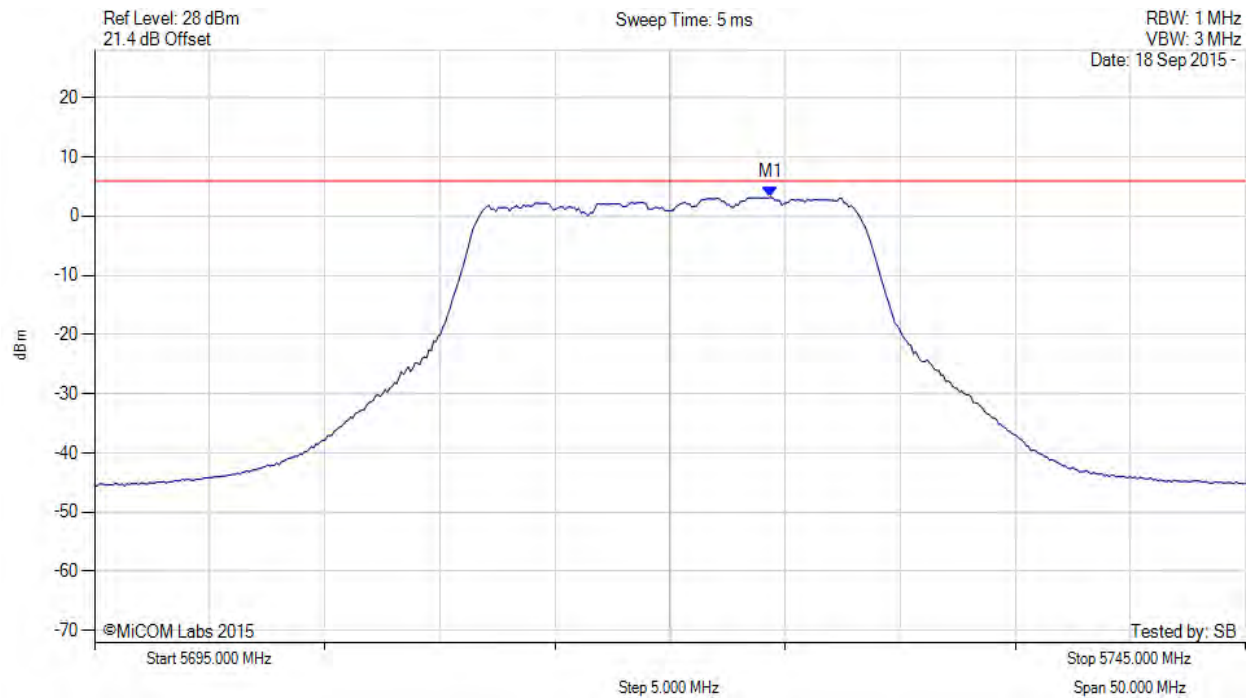


Title: Actiontec Electronics Inc WCB6240Q
To: FCC Part 15.407 + Industry Canada RSS-247 Issue 1
Serial #: ATEC09-U11a Conducted (DFS Bands) Rev A
Issue Date: 27th October 2015
Page: 181 of 266



POWER SPECTRAL DENSITY

Variant: 802.11a, Channel: 5720.00 MHz, Chain b, Temp: Ambient, Voltage: 12 Vdc



Analyser Setup	Marker:Frequency:Amplitude	Test Results
Detector = RMS Sweep Count = 100 RF Atten (dB) = 20 Trace Mode = VIEW	M1 : 5724.359 MHz : 3.141 dBm	Limit: ≤ 5.930 dBm

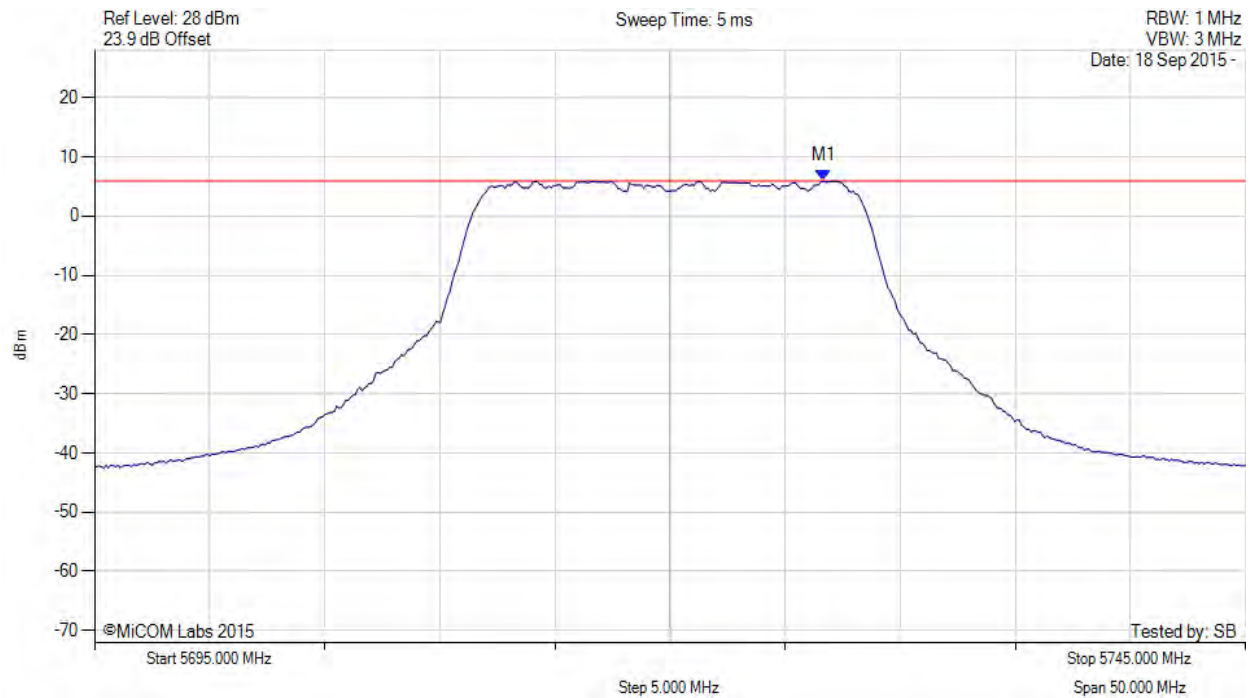
[back to matrix](#)

This test report may be reproduced in full only. The document may only be updated by MiCOM Labs personnel. All changes will be noted in the Document History section of the report.



POWER SPECTRAL DENSITY

Variant: 802.11a, Channel: 5720.00 MHz, Chain c, Temp: Ambient, Voltage: 12 Vdc



Analyser Setup	Marker:Frequency:Amplitude	Test Results
Detector = RMS Sweep Count = 100 RF Atten (dB) = 20 Trace Mode = VIEW	M1 : 5726.663 MHz : 5.903 dBm	Limit: ≤ 5.930 dBm

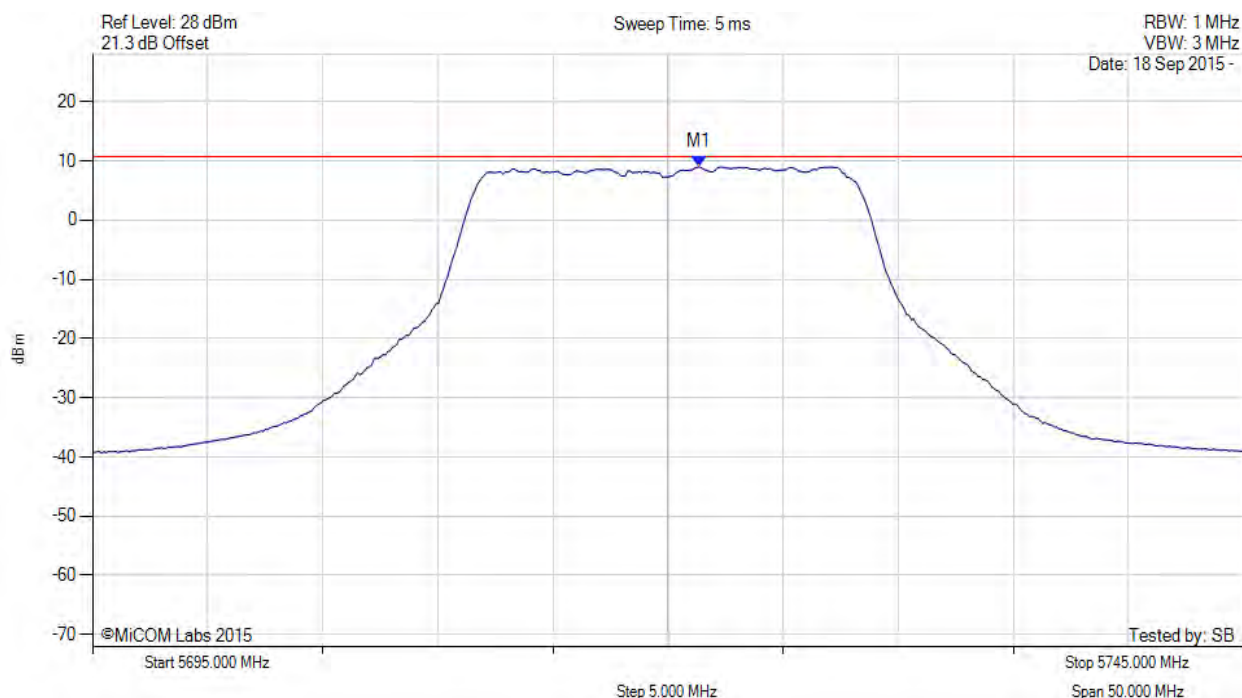
[back to matrix](#)

This test report may be reproduced in full only. The document may only be updated by MiCOM Labs personnel. All changes will be noted in the Document History section of the report.



POWER SPECTRAL DENSITY

Variant: 802.11a, Channel: 5720.00 MHz, SUM, Temp: Ambient, Voltage: 12 Vdc



Analyser Setup	Marker:Frequency:Amplitude	Test Results
Detector = RMS Sweep Count = 100 RF Atten (dB) = 20 Trace Mode = VIEW	M1 : 5721.400 MHz : 9.009 dBm M1 + DCCF : 5721.400 MHz : 9.097 dBm Duty Cycle Correction Factor : +0.09 dB	Limit: ≤ 10.7 dBm Margin: -1.6 dB

[back to matrix](#)

This test report may be reproduced in full only. The document may only be updated by MiCOM Labs personnel. All changes will be noted in the Document History section of the report.

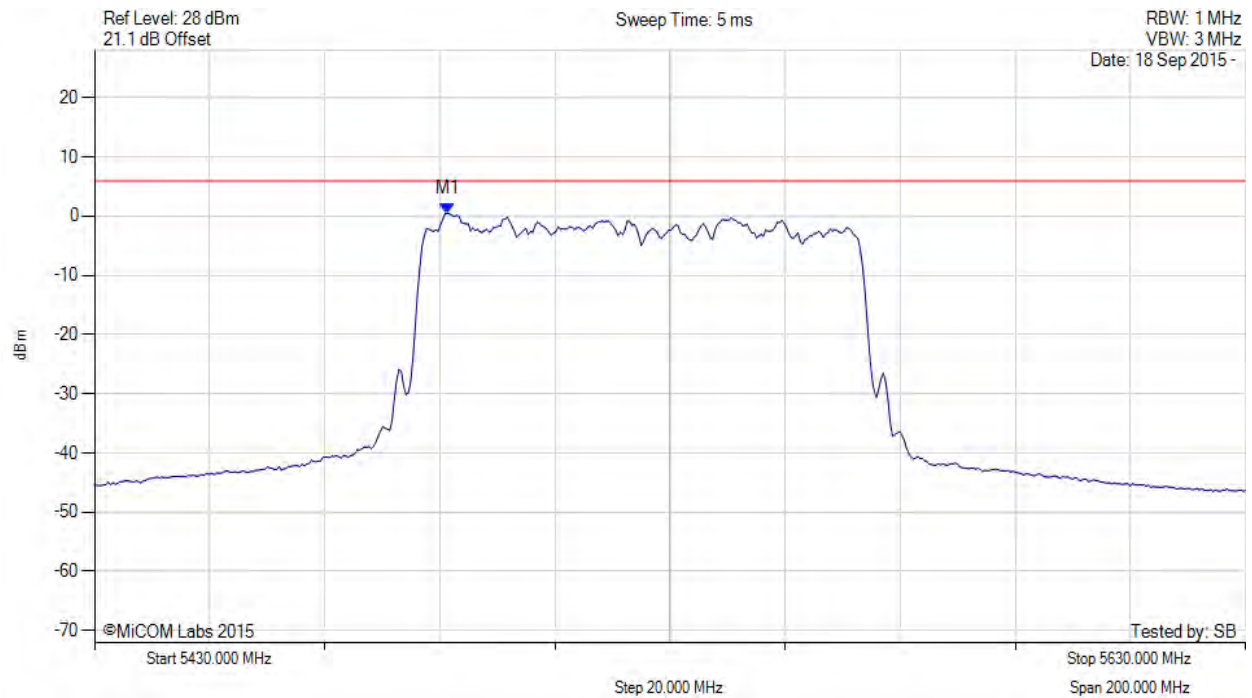


Title: Actiontec Electronics Inc WCB6240Q
To: FCC Part 15.407 + Industry Canada RSS-247 Issue 1
Serial #: ATEC09-U11a Conducted (DFS Bands) Rev A
Issue Date: 27th October 2015
Page: 184 of 266



POWER SPECTRAL DENSITY

Variant: 802.11ac-80, Channel: 5530.00 MHz, Chain a, Temp: Ambient, Voltage: 12 Vdc



Analyser Setup	Marker:Frequency:Amplitude	Test Results
Detector = RMS Sweep Count = 100 RF Atten (dB) = 20 Trace Mode = VIEW	M1 : 5491.323 MHz : 0.477 dBm	Limit: ≤ 5.930 dBm

[back to matrix](#)

This test report may be reproduced in full only. The document may only be updated by MiCOM Labs personnel. All changes will be noted in the Document History section of the report.

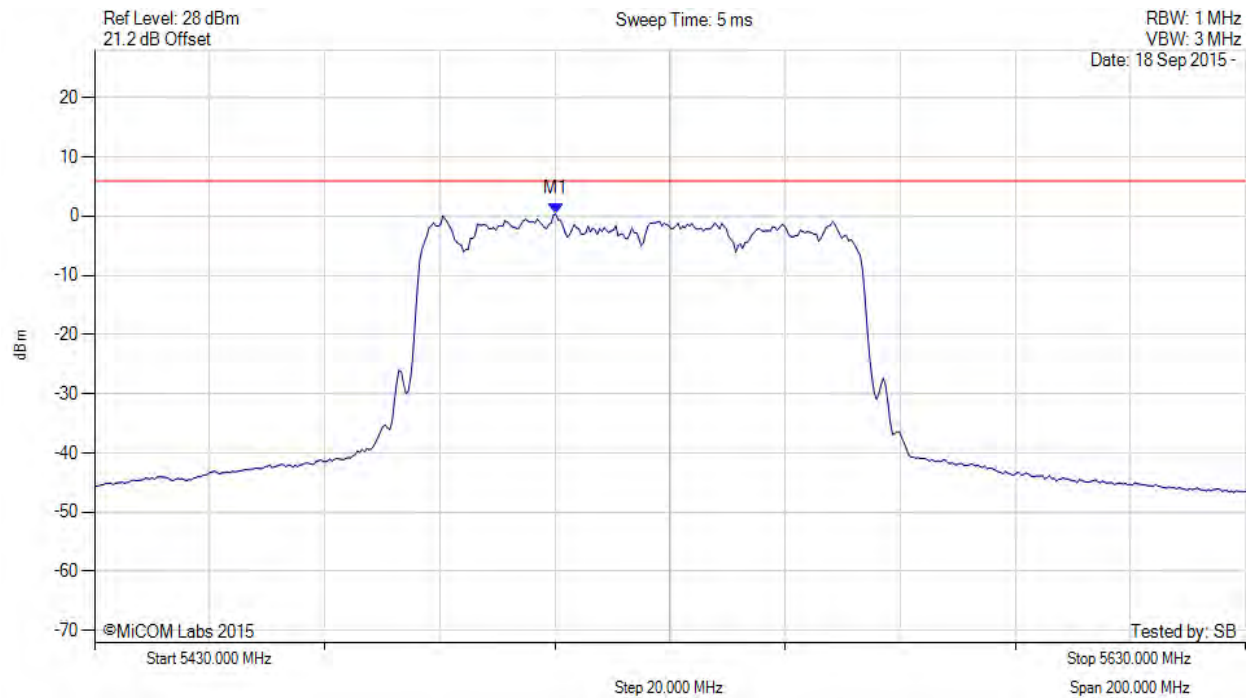


Title: Actiontec Electronics Inc WCB6240Q
To: FCC Part 15.407 + Industry Canada RSS-247 Issue 1
Serial #: ATEC09-U11a Conducted (DFS Bands) Rev A
Issue Date: 27th October 2015
Page: 185 of 266



POWER SPECTRAL DENSITY

Variant: 802.11ac-80, Channel: 5530.00 MHz, Chain b, Temp: Ambient, Voltage: 12 Vdc



Analyser Setup	Marker:Frequency:Amplitude	Test Results
Detector = RMS Sweep Count = 100 RF Atten (dB) = 20 Trace Mode = VIEW	M1 : 5510.160 MHz : 0.351 dBm	Limit: ≤ 5.930 dBm

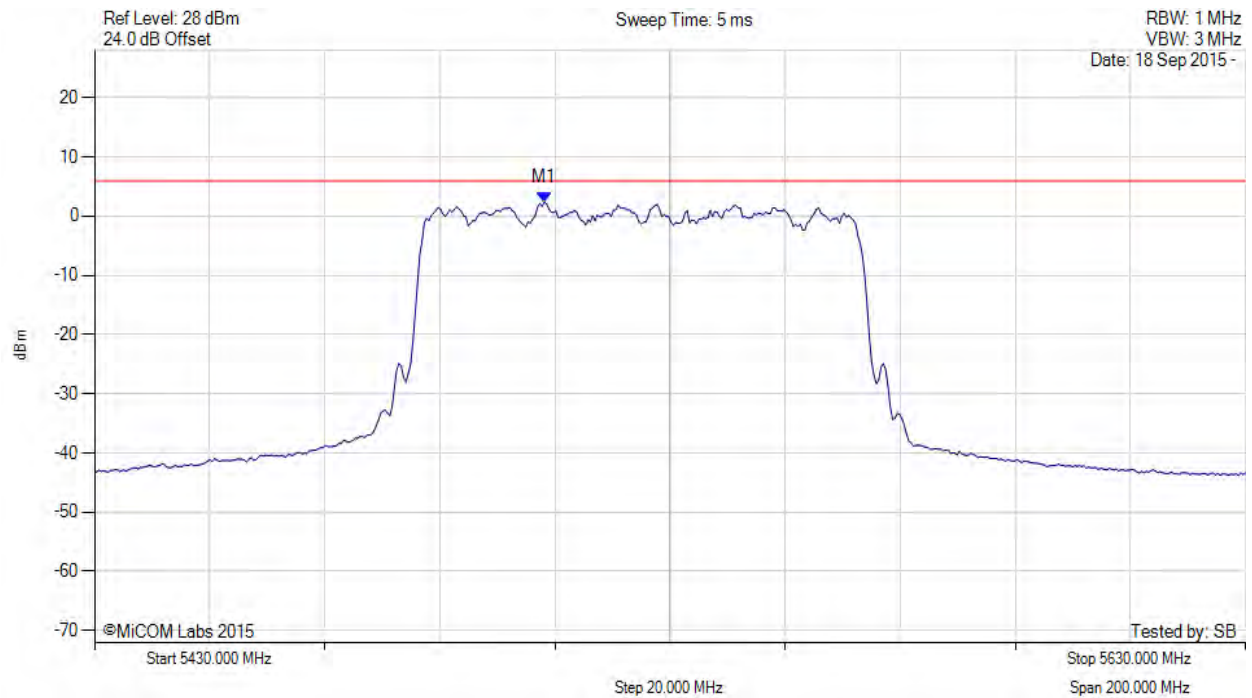
[back to matrix](#)

This test report may be reproduced in full only. The document may only be updated by MiCOM Labs personnel. All changes will be noted in the Document History section of the report.



POWER SPECTRAL DENSITY

Variant: 802.11ac-80, Channel: 5530.00 MHz, Chain c, Temp: Ambient, Voltage: 12 Vdc



Analyser Setup	Marker:Frequency:Amplitude	Test Results
Detector = RMS Sweep Count = 100 RF Atten (dB) = 20 Trace Mode = VIEW	M1 : 5508.156 MHz : 2.326 dBm	Limit: ≤ 5.930 dBm

[back to matrix](#)

This test report may be reproduced in full only. The document may only be updated by MiCOM Labs personnel. All changes will be noted in the Document History section of the report.

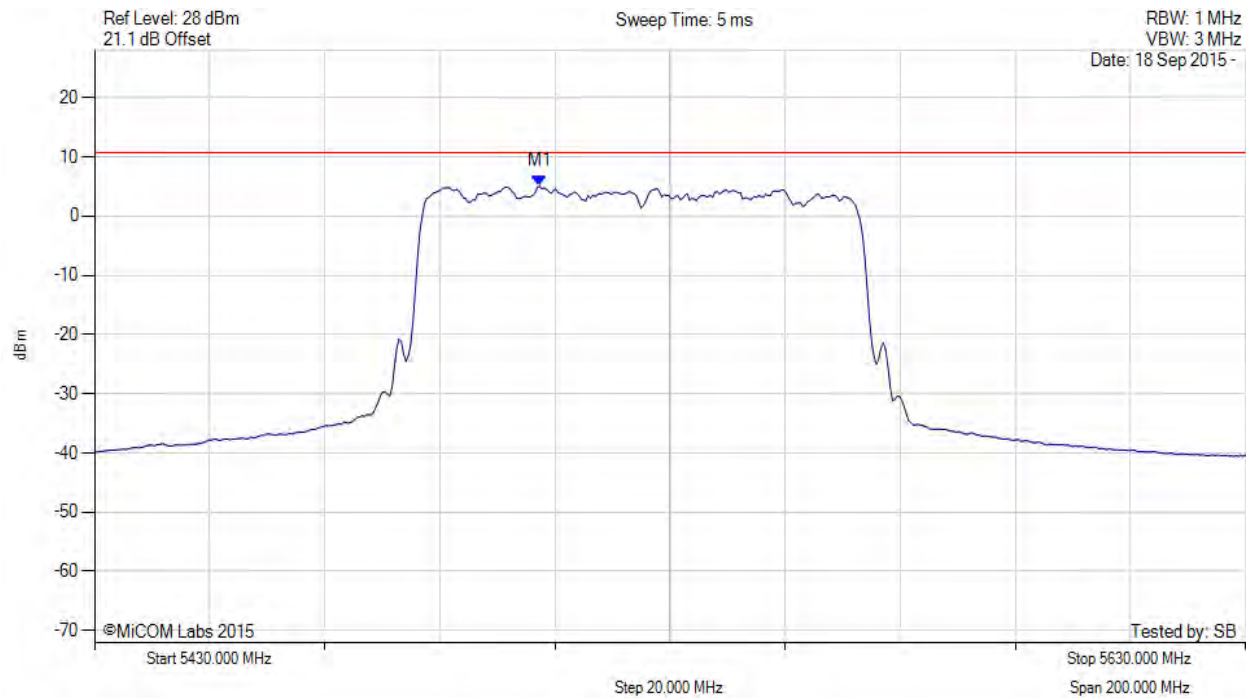


Title: Actiontec Electronics Inc WCB6240Q
To: FCC Part 15.407 + Industry Canada RSS-247 Issue 1
Serial #: ATEC09-U11a Conducted (DFS Bands) Rev A
Issue Date: 27th October 2015
Page: 187 of 266



POWER SPECTRAL DENSITY

Variant: 802.11ac-80, Channel: 5530.00 MHz, SUM, Temp: Ambient, Voltage: 12 Vdc



Analyser Setup	Marker:Frequency:Amplitude	Test Results
Detector = RMS Sweep Count = 100 RF Atten (dB) = 20 Trace Mode = VIEW	M1 : 5507.400 MHz : 5.033 dBm M1 + DCCF : 5507.400 MHz : 5.210 dBm Duty Cycle Correction Factor : +0.18 dB	Limit: ≤ 10.7 dBm Margin: -5.5 dB

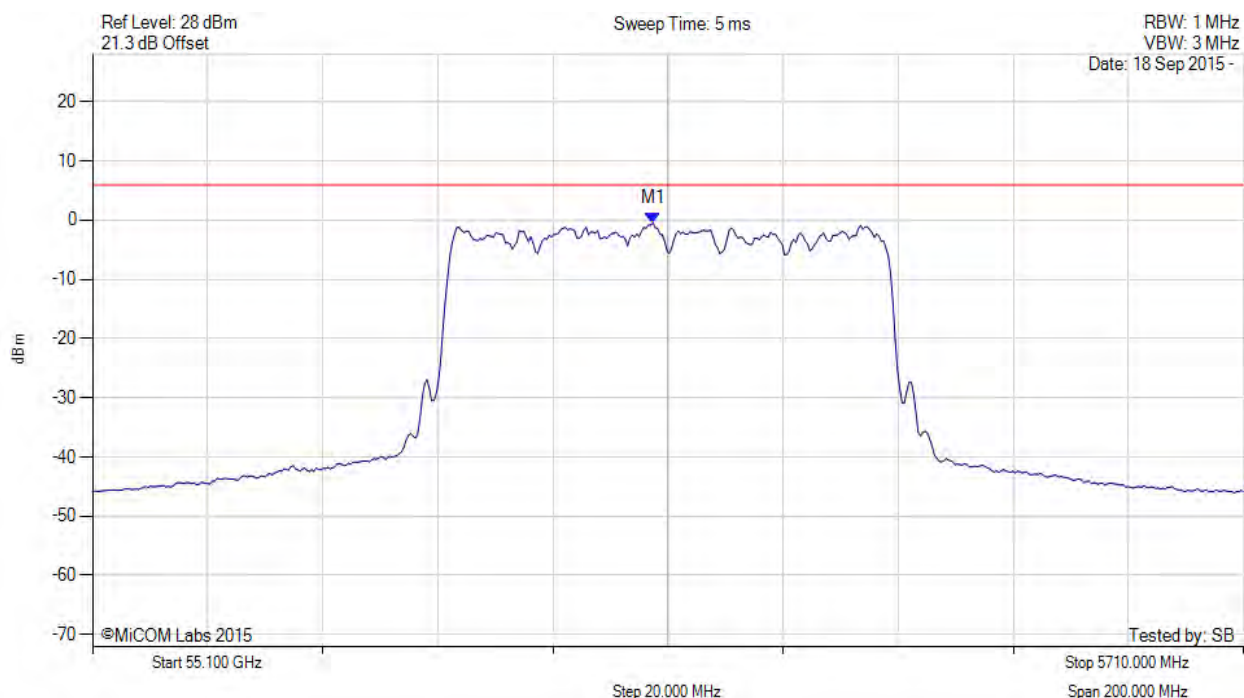
[back to matrix](#)

This test report may be reproduced in full only. The document may only be updated by MiCOM Labs personnel. All changes will be noted in the Document History section of the report.



POWER SPECTRAL DENSITY

Variant: 802.11ac-80, Channel: 5610.00 MHz, Chain a, Temp: Ambient, Voltage: 12 Vdc



Analyser Setup	Marker:Frequency:Amplitude	Test Results
Detector = RMS Sweep Count = 100 RF Atten (dB) = 20 Trace Mode = VIEW	M1 : 5607.395 MHz : -0.466 dBm	Limit: ≤ 5.930 dBm

[back to matrix](#)

This test report may be reproduced in full only. The document may only be updated by MiCOM Labs personnel. All changes will be noted in the Document History section of the report.

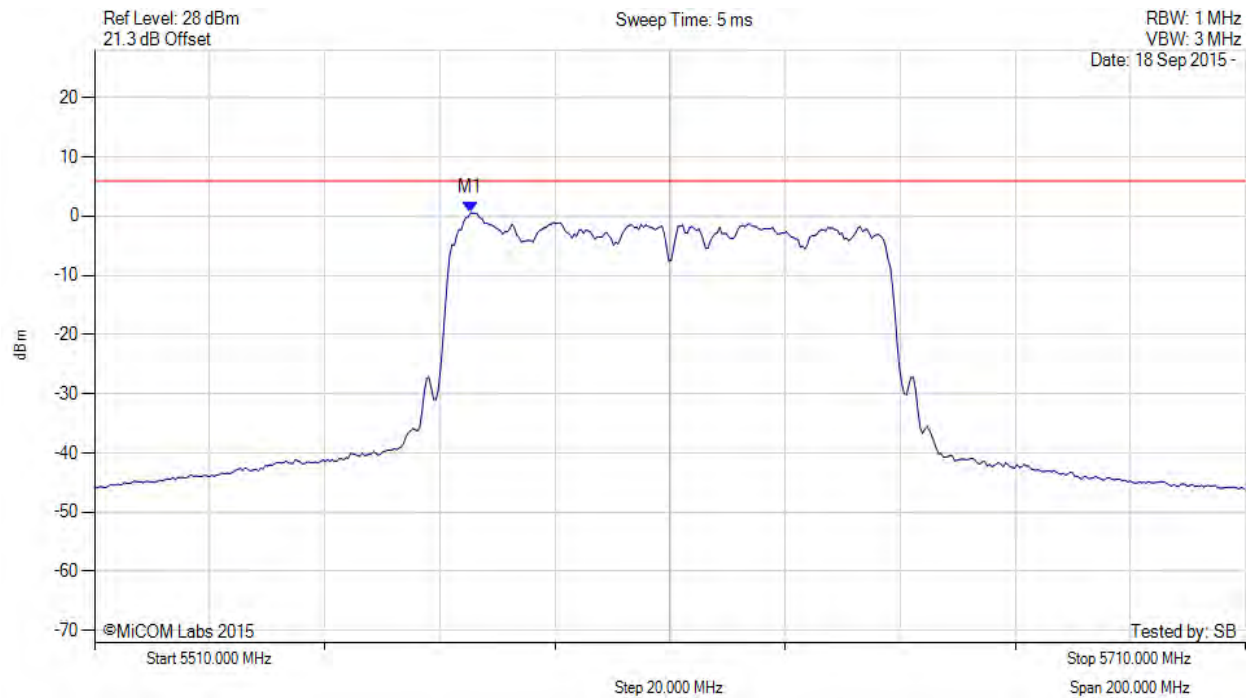


Title: Actiontec Electronics Inc WCB6240Q
To: FCC Part 15.407 + Industry Canada RSS-247 Issue 1
Serial #: ATEC09-U11a Conducted (DFS Bands) Rev A
Issue Date: 27th October 2015
Page: 189 of 266



POWER SPECTRAL DENSITY

Variant: 802.11ac-80, Channel: 5610.00 MHz, Chain b, Temp: Ambient, Voltage: 12 Vdc



Analyser Setup	Marker:Frequency:Amplitude	Test Results
Detector = RMS Sweep Count = 100 RF Atten (dB) = 20 Trace Mode = VIEW	M1 : 5575.331 MHz : 0.550 dBm	Channel Frequency: 5610.00 MHz

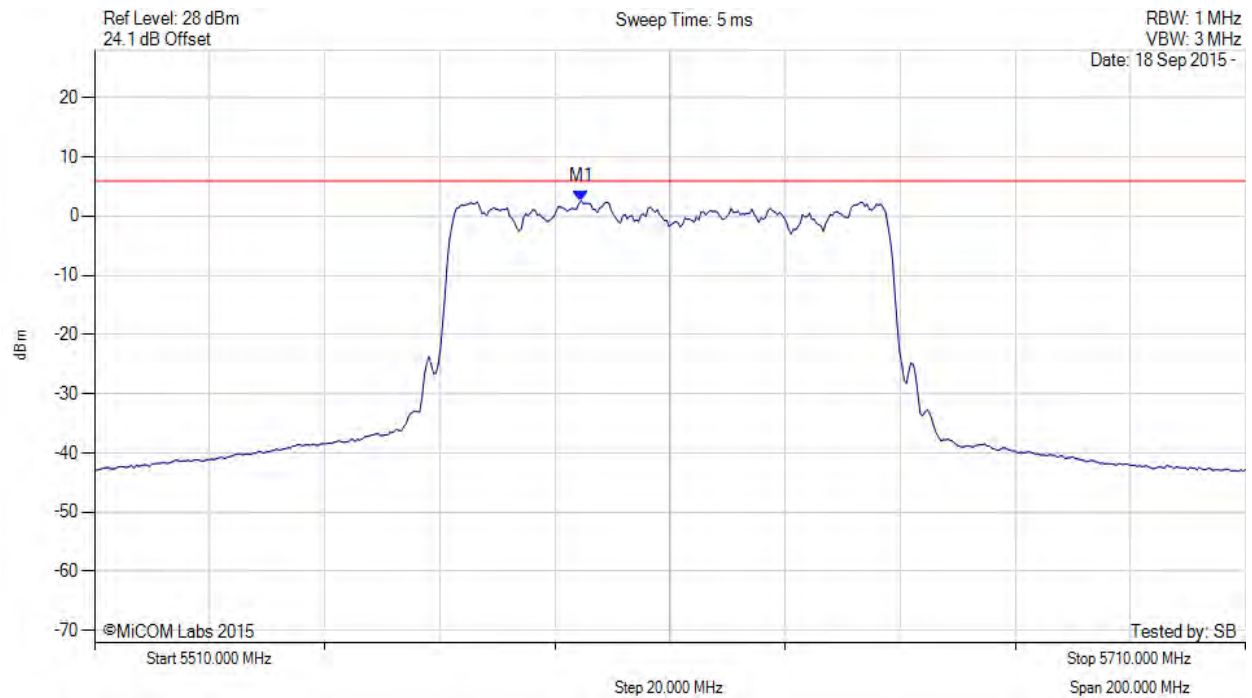
[back to matrix](#)

This test report may be reproduced in full only. The document may only be updated by MiCOM Labs personnel. All changes will be noted in the Document History section of the report.



POWER SPECTRAL DENSITY

Variant: 802.11ac-80, Channel: 5610.00 MHz, Chain c, Temp: Ambient, Voltage: 12 Vdc



Analyser Setup	Marker:Frequency:Amplitude	Test Results
Detector = RMS Sweep Count = 100 RF Atten (dB) = 20 Trace Mode = VIEW	M1 : 5594.569 MHz : 2.560 dBm	Limit: ≤ 5.930 dBm

[back to matrix](#)

This test report may be reproduced in full only. The document may only be updated by MiCOM Labs personnel. All changes will be noted in the Document History section of the report.

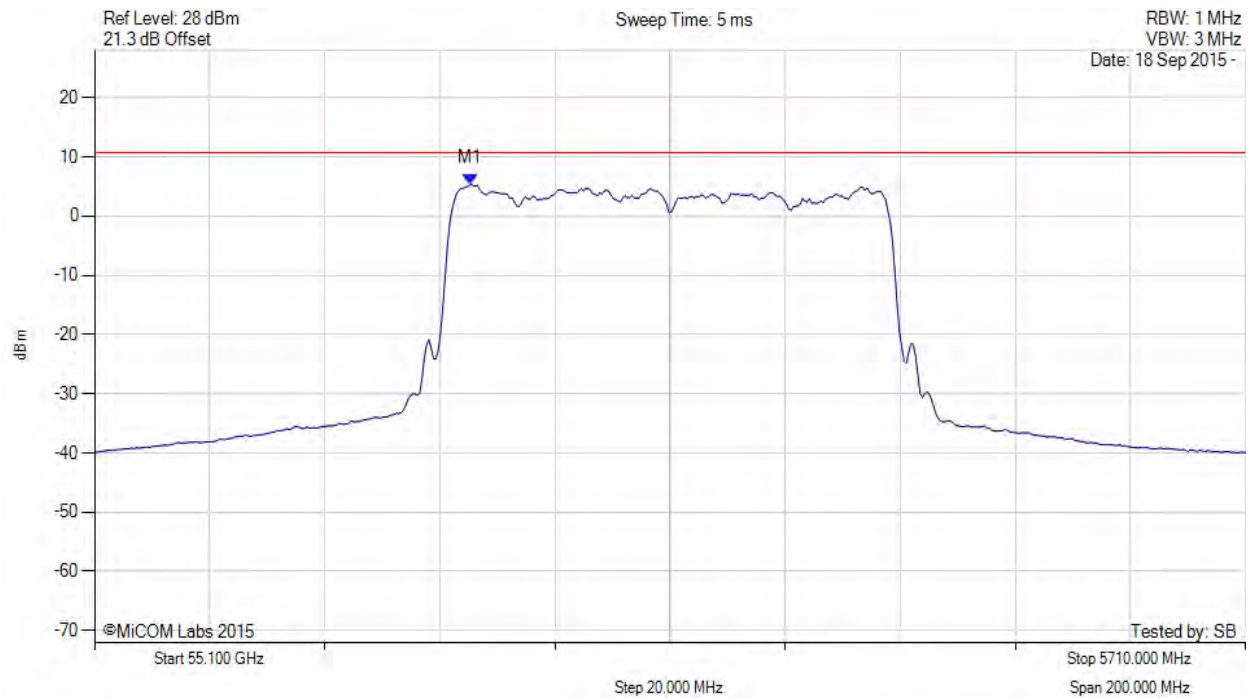


Title: Actiontec Electronics Inc WCB6240Q
To: FCC Part 15.407 + Industry Canada RSS-247 Issue 1
Serial #: ATEC09-U11a Conducted (DFS Bands) Rev A
Issue Date: 27th October 2015
Page: 191 of 266



POWER SPECTRAL DENSITY

Variant: 802.11ac-80, Channel: 5610.00 MHz, SUM, Temp: Ambient, Voltage: 12 Vdc



Analyser Setup	Marker:Frequency:Amplitude	Test Results
Detector = RMS Sweep Count = 100 RF Atten (dB) = 20 Trace Mode = VIEW	M1 : 5575.300 MHz : 5.405 dBm M1 + DCCF : 5575.300 MHz : 5.582 dBm Duty Cycle Correction Factor : +0.18 dB	Limit: ≤ 10.7 dBm Margin: -5.1 dB

[back to matrix](#)

This test report may be reproduced in full only. The document may only be updated by MiCOM Labs personnel. All changes will be noted in the Document History section of the report.

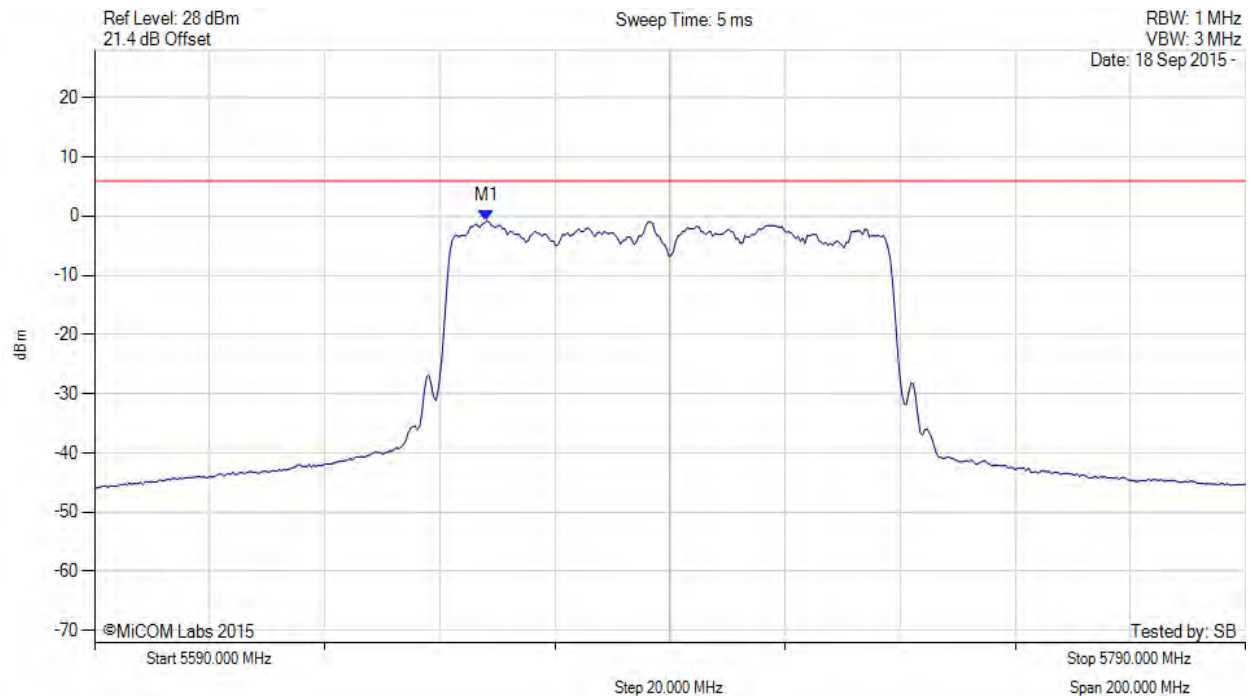


Title: Actiontec Electronics Inc WCB6240Q
To: FCC Part 15.407 + Industry Canada RSS-247 Issue 1
Serial #: ATEC09-U11a Conducted (DFS Bands) Rev A
Issue Date: 27th October 2015
Page: 192 of 266



POWER SPECTRAL DENSITY

Variant: 802.11ac-80, Channel: 5690.00 MHz, Chain a, Temp: Ambient, Voltage: 12 Vdc



Analyser Setup	Marker:Frequency:Amplitude	Test Results
Detector = RMS Sweep Count = 100 RF Atten (dB) = 20 Trace Mode = VIEW	M1 : 5658.136 MHz : -0.796 dBm	Limit: ≤ 5.930 dBm

[back to matrix](#)

This test report may be reproduced in full only. The document may only be updated by MiCOM Labs personnel. All changes will be noted in the Document History section of the report.

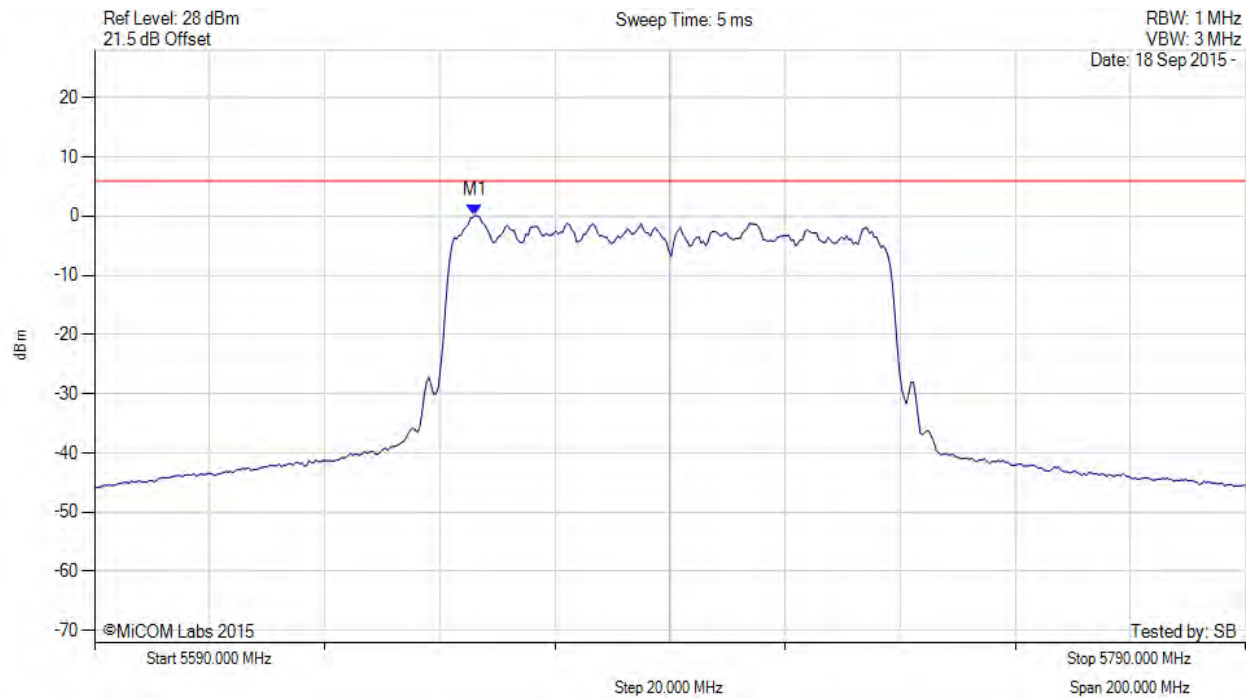


Title: Actiontec Electronics Inc WCB6240Q
To: FCC Part 15.407 + Industry Canada RSS-247 Issue 1
Serial #: ATEC09-U11a Conducted (DFS Bands) Rev A
Issue Date: 27th October 2015
Page: 193 of 266



POWER SPECTRAL DENSITY

Variant: 802.11ac-80, Channel: 5690.00 MHz, Chain b, Temp: Ambient, Voltage: 12 Vdc



Analyser Setup	Marker:Frequency:Amplitude	Test Results
Detector = RMS Sweep Count = 100 RF Atten (dB) = 20 Trace Mode = VIEW	M1 : 5656.132 MHz : 0.098 dBm	Limit: ≤ 5.930 dBm

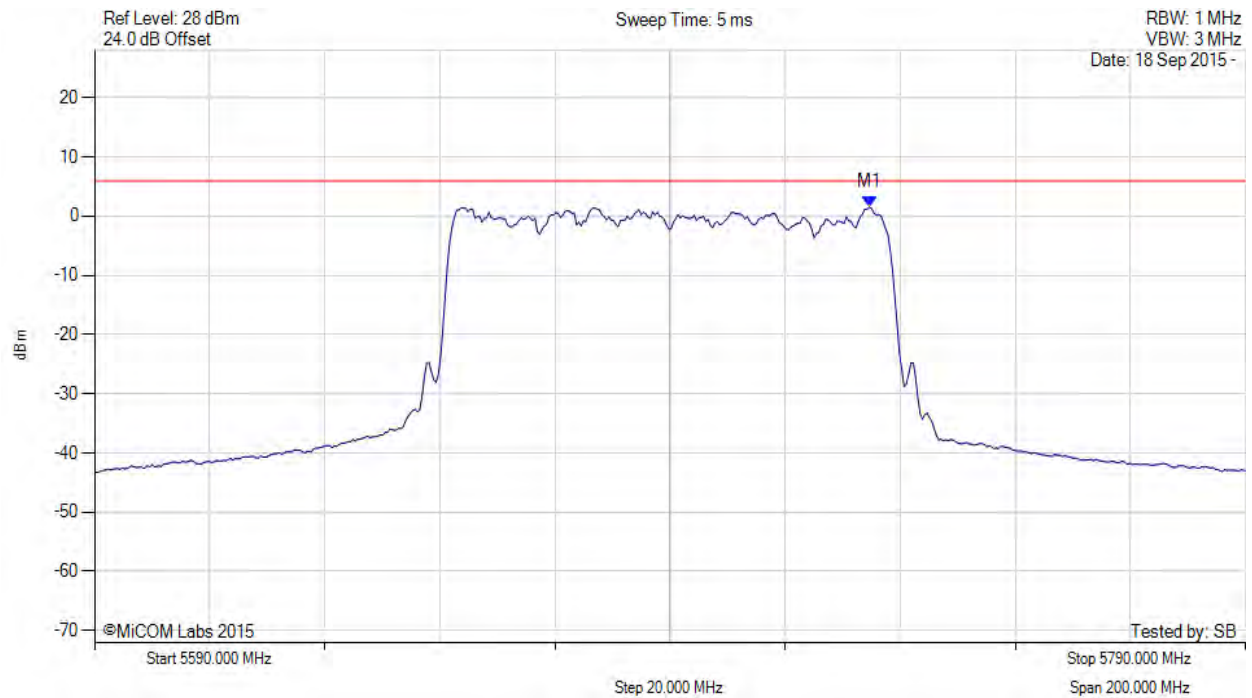
[back to matrix](#)

This test report may be reproduced in full only. The document may only be updated by MiCOM Labs personnel. All changes will be noted in the Document History section of the report.



POWER SPECTRAL DENSITY

Variant: 802.11ac-80, Channel: 5690.00 MHz, Chain c, Temp: Ambient, Voltage: 12 Vdc



Analyser Setup	Marker:Frequency:Amplitude	Test Results
Detector = RMS Sweep Count = 100 RF Atten (dB) = 20 Trace Mode = VIEW	M1 : 5724.669 MHz : 1.538 dBm	Limit: ≤ 5.930 dBm

[back to matrix](#)

This test report may be reproduced in full only. The document may only be updated by MiCOM Labs personnel. All changes will be noted in the Document History section of the report.

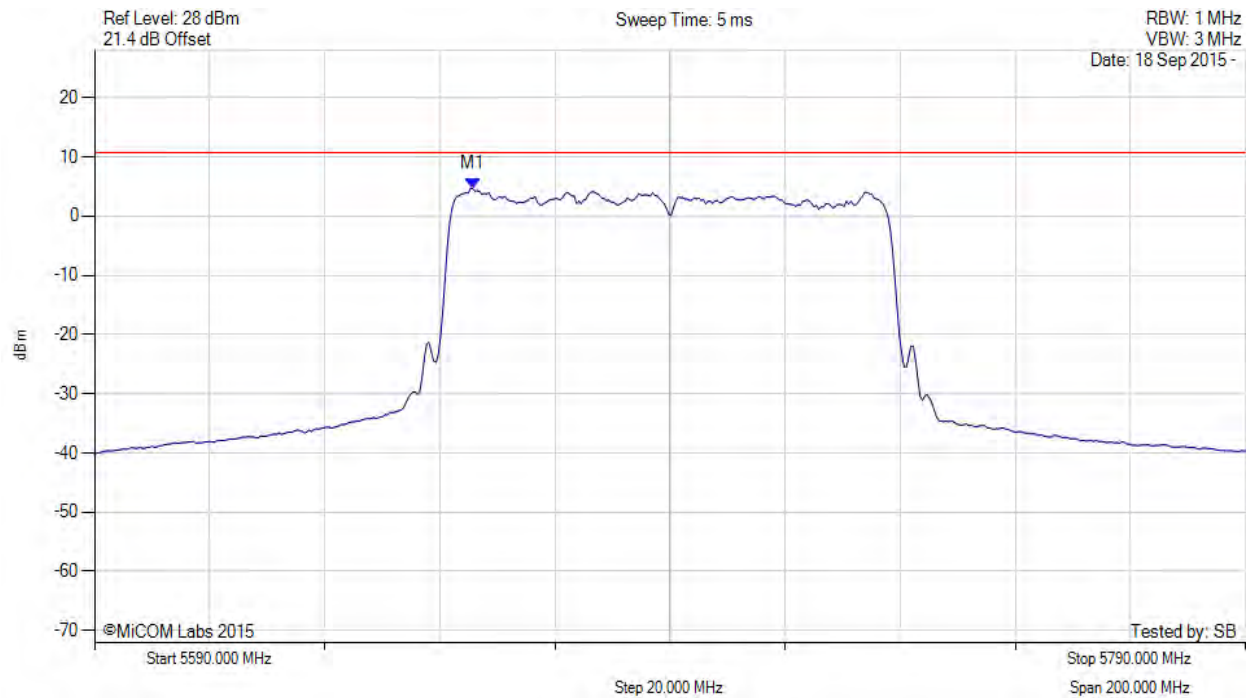


Title: Actiontec Electronics Inc WCB6240Q
To: FCC Part 15.407 + Industry Canada RSS-247 Issue 1
Serial #: ATEC09-U11a Conducted (DFS Bands) Rev A
Issue Date: 27th October 2015
Page: 195 of 266



POWER SPECTRAL DENSITY

Variant: 802.11ac-80, Channel: 5690.00 MHz, SUM, Temp: Ambient, Voltage: 12 Vdc



Analyser Setup	Marker:Frequency:Amplitude	Test Results
Detector = RMS Sweep Count = 100 RF Atten (dB) = 20 Trace Mode = VIEW	M1 : 5655.700 MHz : 4.644 dBm M1 + DCCF : 5655.700 MHz : 4.821 dBm Duty Cycle Correction Factor : +0.18 dB	Limit: ≤ 10.7 dBm Margin: -5.8 dB

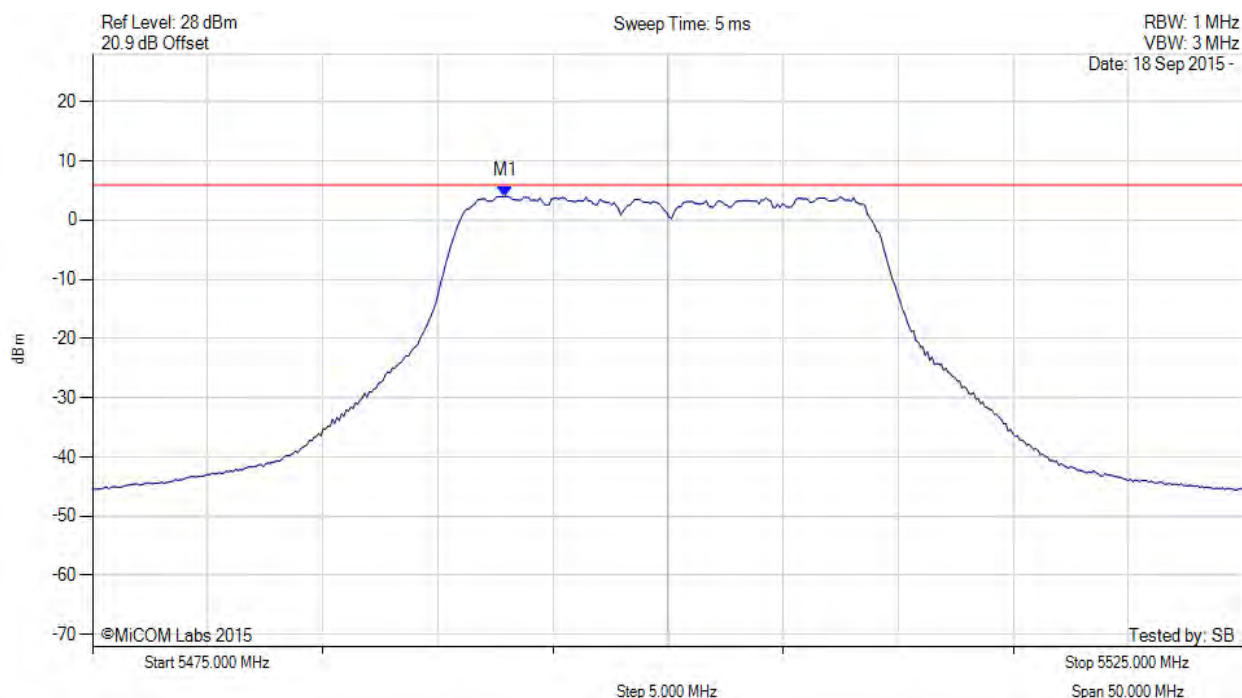
[back to matrix](#)

This test report may be reproduced in full only. The document may only be updated by MiCOM Labs personnel. All changes will be noted in the Document History section of the report.



POWER SPECTRAL DENSITY

Variant: 802.11n HT-20, Channel: 5500.00 MHz, Chain a, Temp: Ambient, Voltage: 12 Vdc



Analyser Setup	Marker:Frequency:Amplitude	Test Results
Detector = RMS Sweep Count = 100 RF Atten (dB) = 20 Trace Mode = VIEW	M1 : 5492.936 MHz : 4.012 dBm	Limit: ≤ 5.930 dBm

[back to matrix](#)

This test report may be reproduced in full only. The document may only be updated by MiCOM Labs personnel. All changes will be noted in the Document History section of the report.

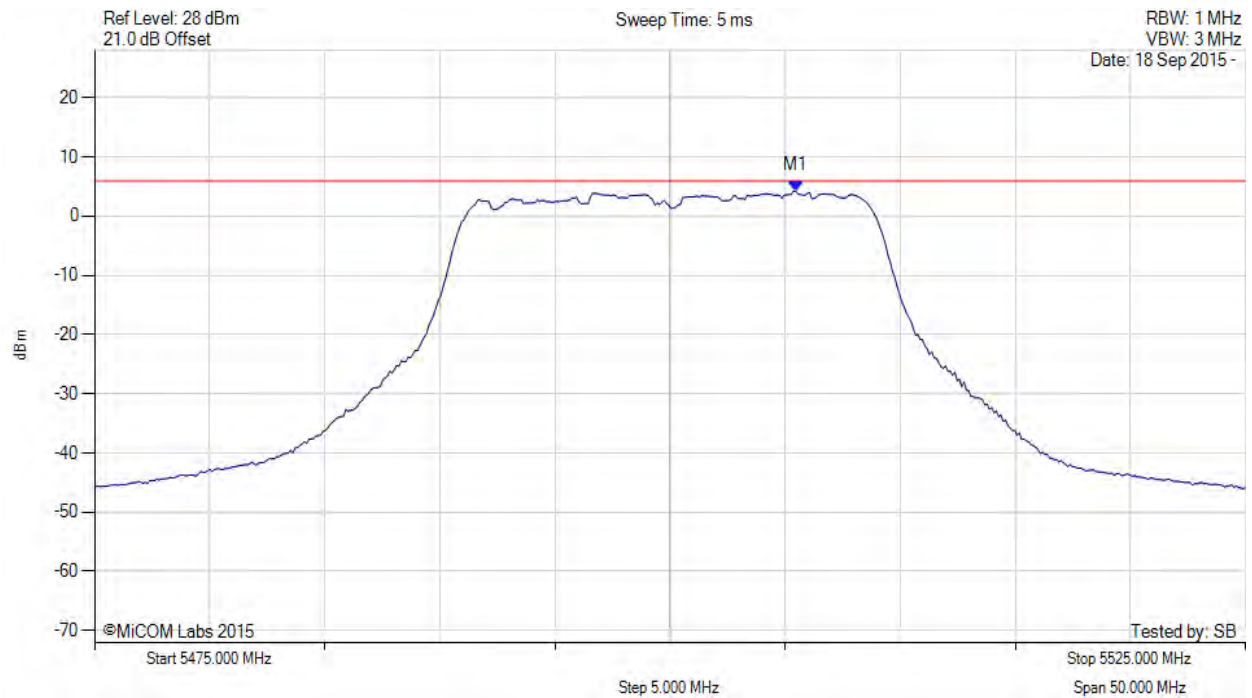


Title: Actiontec Electronics Inc WCB6240Q
To: FCC Part 15.407 + Industry Canada RSS-247 Issue 1
Serial #: ATEC09-U11a Conducted (DFS Bands) Rev A
Issue Date: 27th October 2015
Page: 197 of 266



POWER SPECTRAL DENSITY

Variant: 802.11n HT-20, Channel: 5500.00 MHz, Chain b, Temp: Ambient, Voltage: 12 Vdc



Analyser Setup	Marker:Frequency:Amplitude	Test Results
Detector = RMS Sweep Count = 100 RF Atten (dB) = 20 Trace Mode = VIEW	M1 : 5505.461 MHz : 4.241 dBm	Limit: ≤ 5.930 dBm

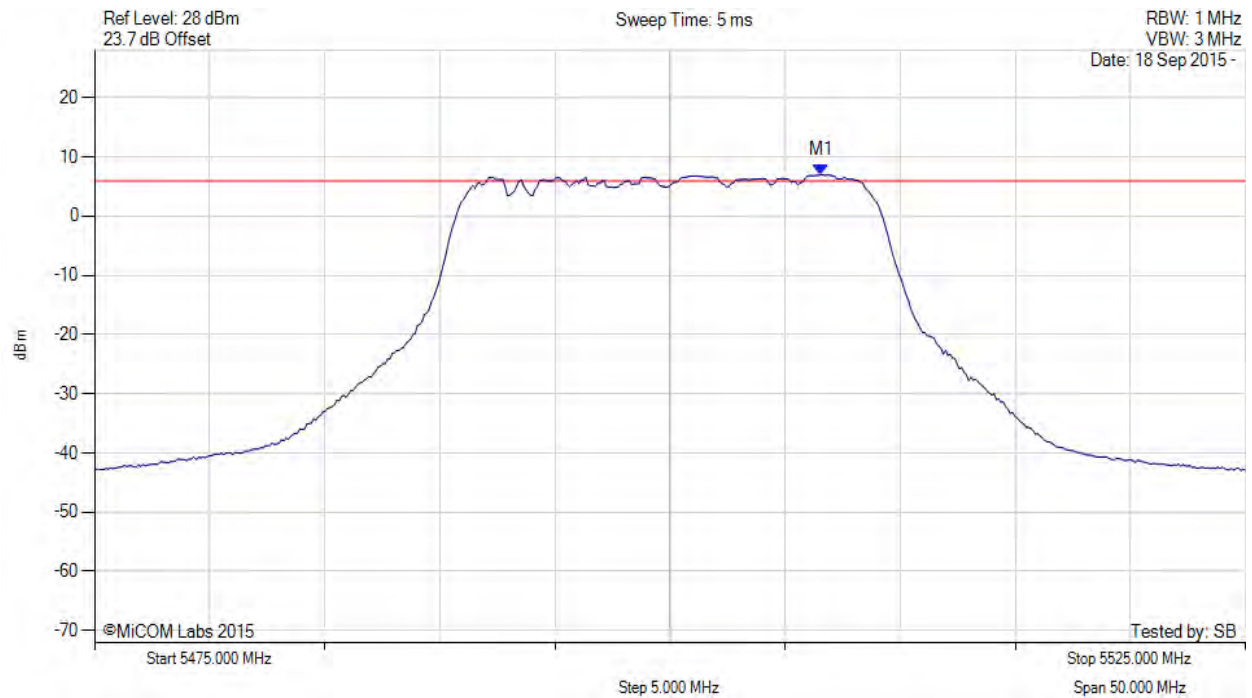
[back to matrix](#)

This test report may be reproduced in full only. The document may only be updated by MiCOM Labs personnel. All changes will be noted in the Document History section of the report.



POWER SPECTRAL DENSITY

Variant: 802.11n HT-20, Channel: 5500.00 MHz, Chain c, Temp: Ambient, Voltage: 12 Vdc



Analyser Setup	Marker:Frequency:Amplitude	Test Results
Detector = RMS Sweep Count = 100 RF Atten (dB) = 20 Trace Mode = VIEW	M1 : 5506.563 MHz : 7.003 dBm	Limit: ≤ 5.930 dBm

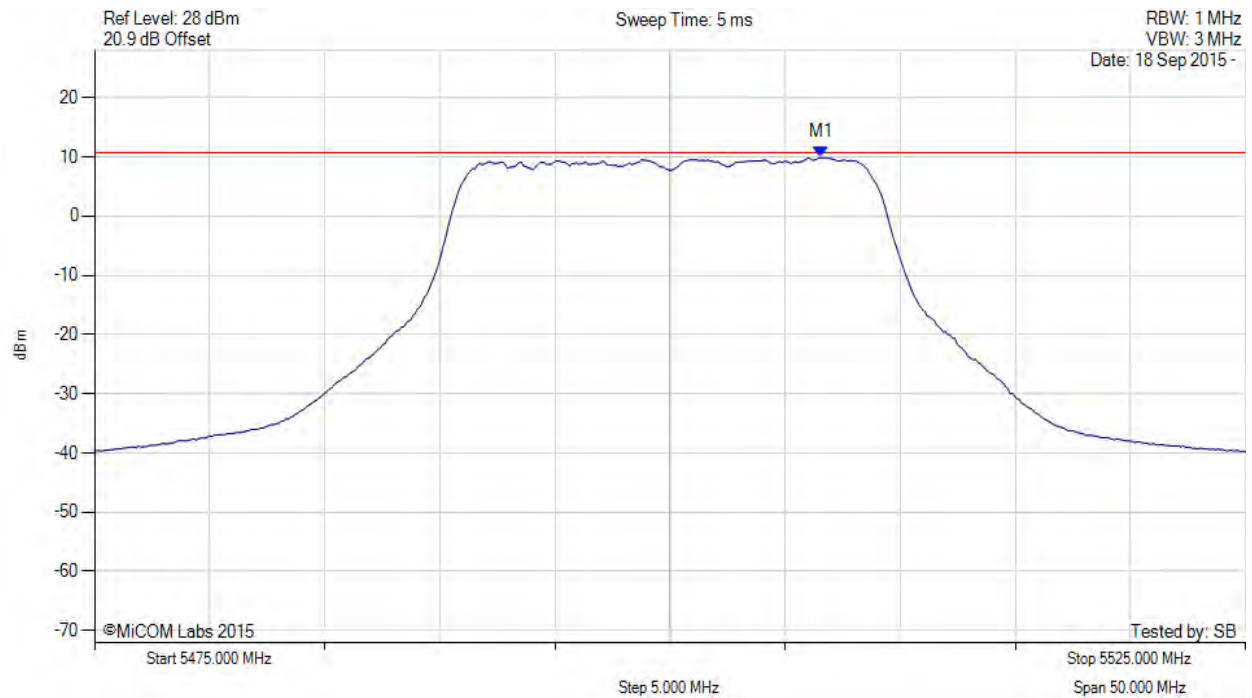
[back to matrix](#)

This test report may be reproduced in full only. The document may only be updated by MiCOM Labs personnel. All changes will be noted in the Document History section of the report.



POWER SPECTRAL DENSITY

Variant: 802.11n HT-20, Channel: 5500.00 MHz, SUM, Temp: Ambient, Voltage: 12 Vdc



Analyser Setup	Marker:Frequency:Amplitude	Test Results
Detector = RMS Sweep Count = 100 RF Atten (dB) = 20 Trace Mode = VIEW	M1 : 5506.600 MHz : 9.875 dBm M1 + DCCF : 5506.600 MHz : 10.052 dBm Duty Cycle Correction Factor : +0.18 dB	Limit: ≤ 10.7 dBm Margin: -0.6 dB

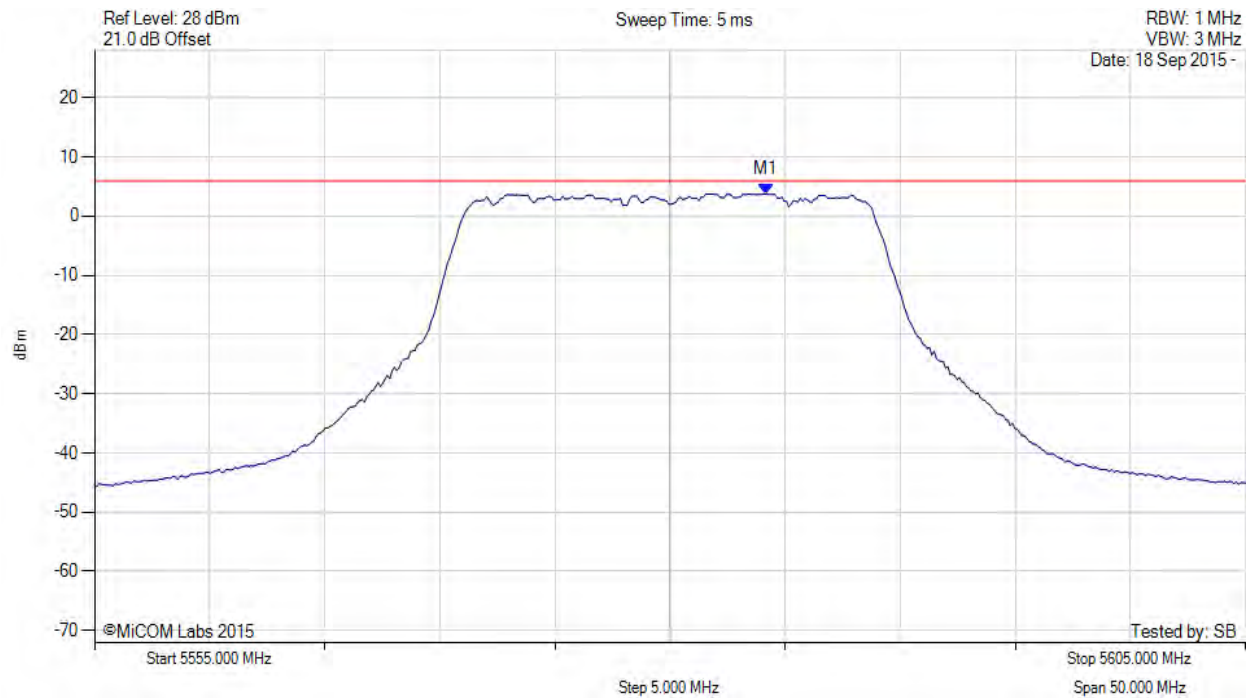
[back to matrix](#)

This test report may be reproduced in full only. The document may only be updated by MiCOM Labs personnel. All changes will be noted in the Document History section of the report.



POWER SPECTRAL DENSITY

Variant: 802.11n HT-20, Channel: 5580.00 MHz, Chain a, Temp: Ambient, Voltage: 12 Vdc



Analyser Setup	Marker:Frequency:Amplitude	Test Results
Detector = RMS Sweep Count = 100 RF Atten (dB) = 20 Trace Mode = VIEW	M1 : 5584.158 MHz : 3.730 dBm	Limit: ≤ 5.930 dBm

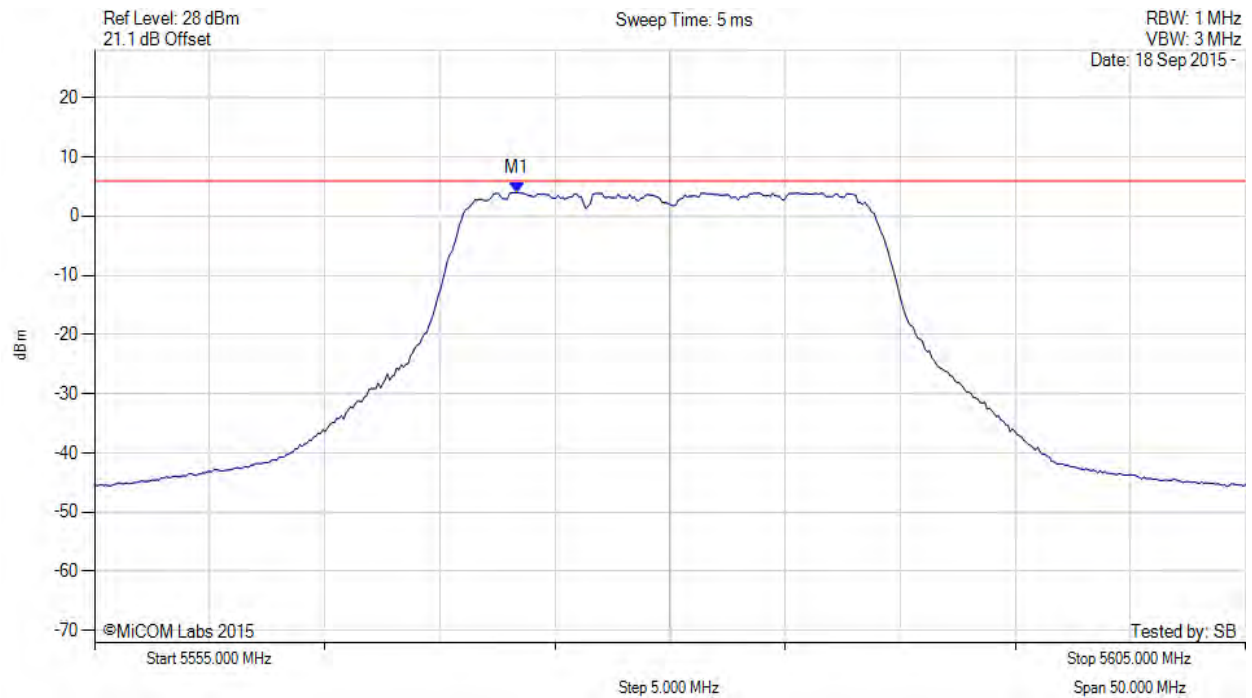
[back to matrix](#)

This test report may be reproduced in full only. The document may only be updated by MiCOM Labs personnel. All changes will be noted in the Document History section of the report.



POWER SPECTRAL DENSITY

Variant: 802.11n HT-20, Channel: 5580.00 MHz, Chain b, Temp: Ambient, Voltage: 12 Vdc



Analyser Setup	Marker:Frequency:Amplitude	Test Results
Detector = RMS Sweep Count = 100 RF Atten (dB) = 20 Trace Mode = VIEW	M1 : 5573.337 MHz : 3.985 dBm	Channel Frequency: 5580.00 MHz

[back to matrix](#)

This test report may be reproduced in full only. The document may only be updated by MiCOM Labs personnel. All changes will be noted in the Document History section of the report.

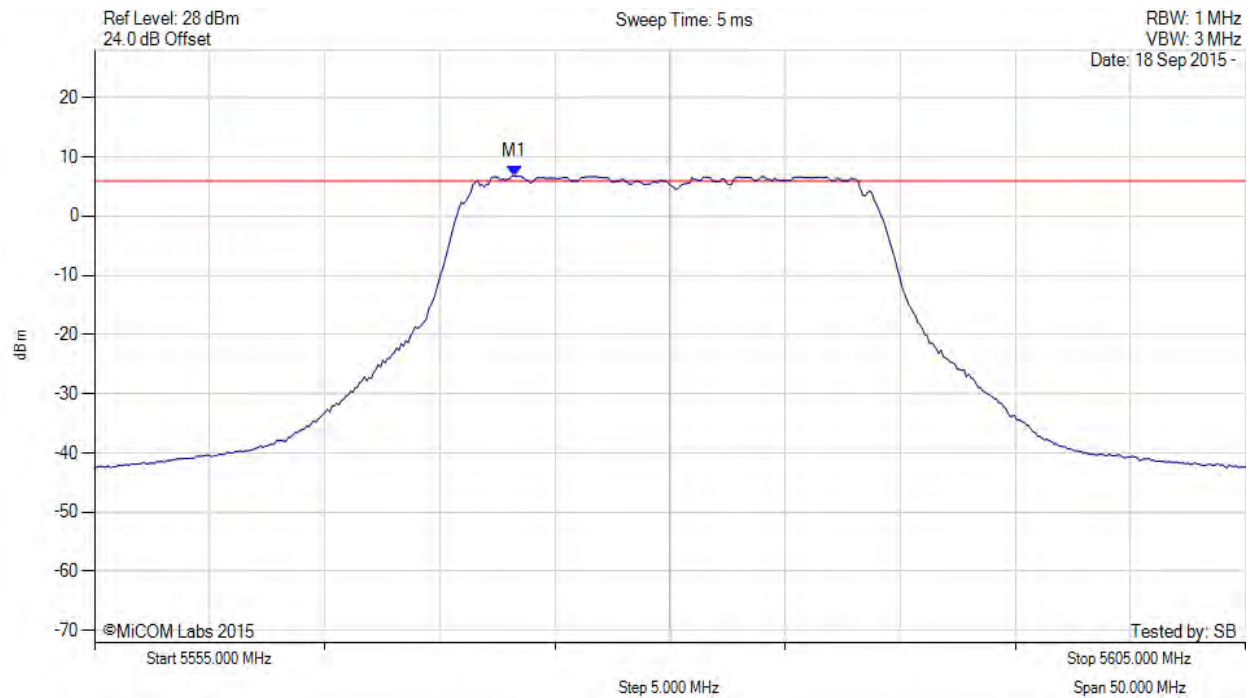


Title: Actiontec Electronics Inc WCB6240Q
To: FCC Part 15.407 + Industry Canada RSS-247 Issue 1
Serial #: ATEC09-U11a Conducted (DFS Bands) Rev A
Issue Date: 27th October 2015
Page: 202 of 266



POWER SPECTRAL DENSITY

Variant: 802.11n HT-20, Channel: 5580.00 MHz, Chain c, Temp: Ambient, Voltage: 12 Vdc



Analyser Setup	Marker:Frequency:Amplitude	Test Results
Detector = RMS Sweep Count = 100 RF Atten (dB) = 20 Trace Mode = VIEW	M1 : 5573.236 MHz : 6.787 dBm	Limit: ≤ 5.930 dBm

[back to matrix](#)

This test report may be reproduced in full only. The document may only be updated by MiCOM Labs personnel. All changes will be noted in the Document History section of the report.

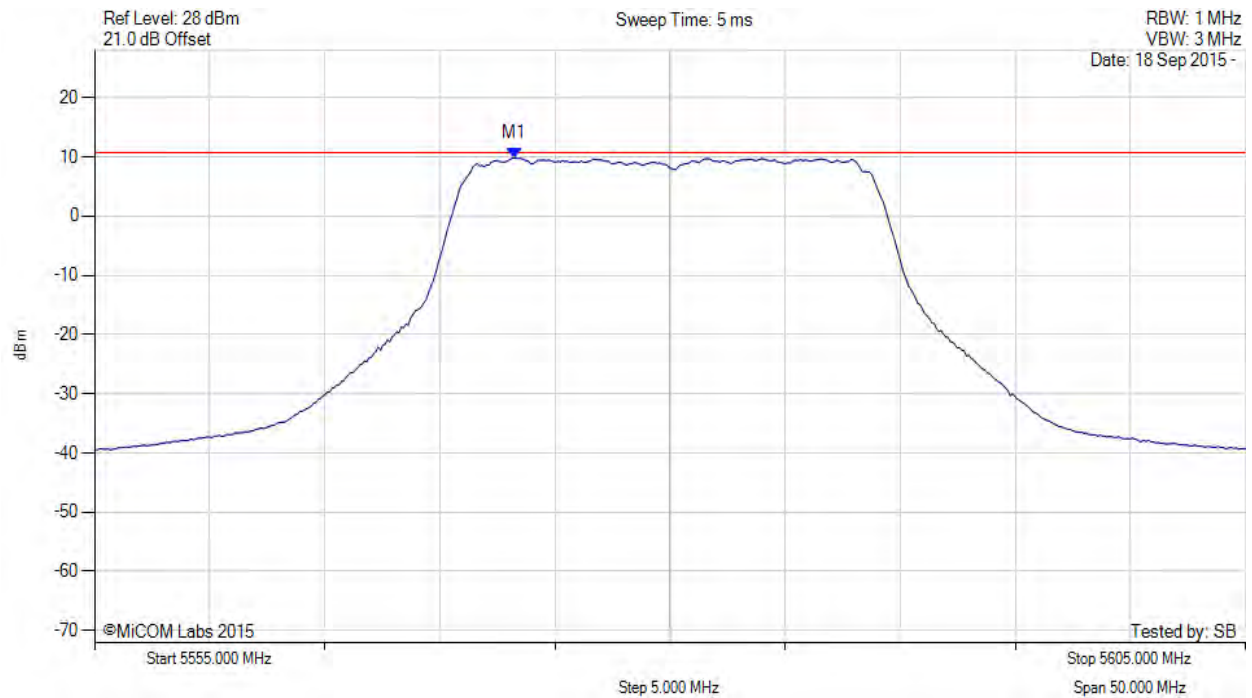


Title: Actiontec Electronics Inc WCB6240Q
To: FCC Part 15.407 + Industry Canada RSS-247 Issue 1
Serial #: ATEC09-U11a Conducted (DFS Bands) Rev A
Issue Date: 27th October 2015
Page: 203 of 266



POWER SPECTRAL DENSITY

Variant: 802.11n HT-20, Channel: 5580.00 MHz, SUM, Temp: Ambient, Voltage: 12 Vdc



Analyser Setup	Marker:Frequency:Amplitude	Test Results
Detector = RMS Sweep Count = 100 RF Atten (dB) = 20 Trace Mode = VIEW	M1 : 5573.200 MHz : 9.784 dBm M1 + DCCF : 5573.200 MHz : 9.961 dBm Duty Cycle Correction Factor : +0.18 dB	Limit: ≤ 10.7 dBm Margin: -0.7 dB

[back to matrix](#)

This test report may be reproduced in full only. The document may only be updated by MiCOM Labs personnel. All changes will be noted in the Document History section of the report.

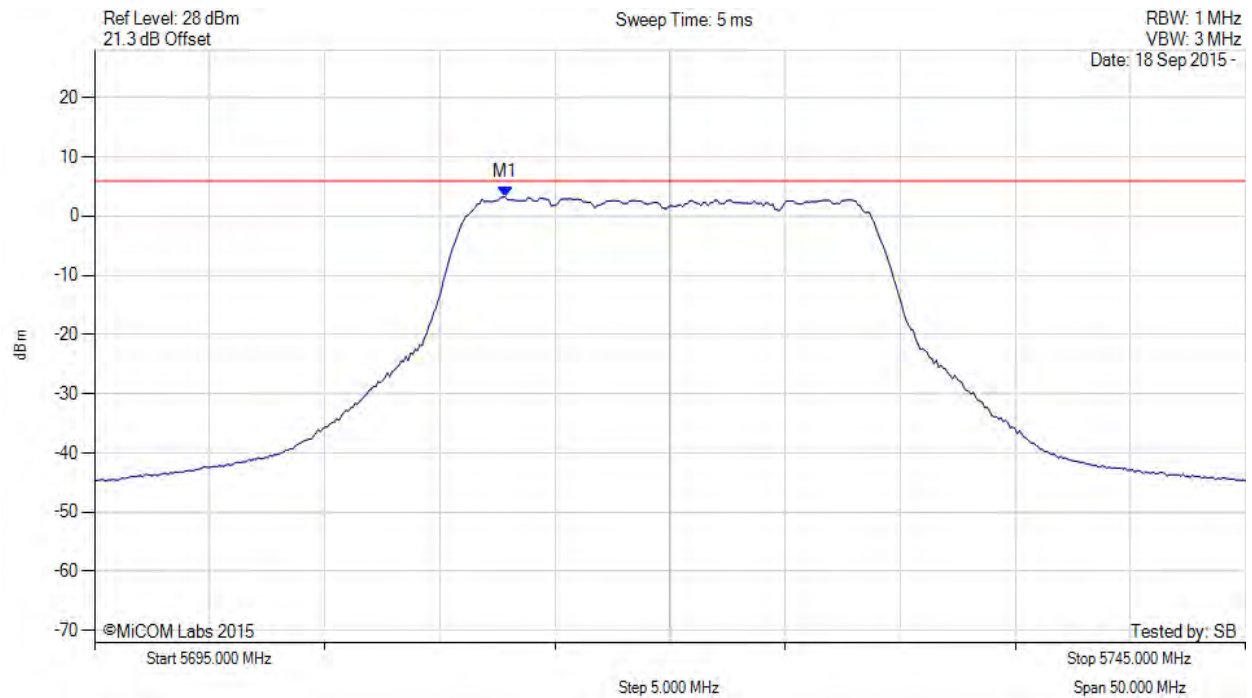


Title: Actiontec Electronics Inc WCB6240Q
To: FCC Part 15.407 + Industry Canada RSS-247 Issue 1
Serial #: ATEC09-U11a Conducted (DFS Bands) Rev A
Issue Date: 27th October 2015
Page: 204 of 266



POWER SPECTRAL DENSITY

Variant: 802.11n HT-20, Channel: 5720.00 MHz, Chain a, Temp: Ambient, Voltage: 12 Vdc



Analyser Setup	Marker:Frequency:Amplitude	Test Results
Detector = RMS Sweep Count = 100 RF Atten (dB) = 20 Trace Mode = VIEW	M1 : 5712.836 MHz : 3.246 dBm	Limit: ≤ 5.930 dBm

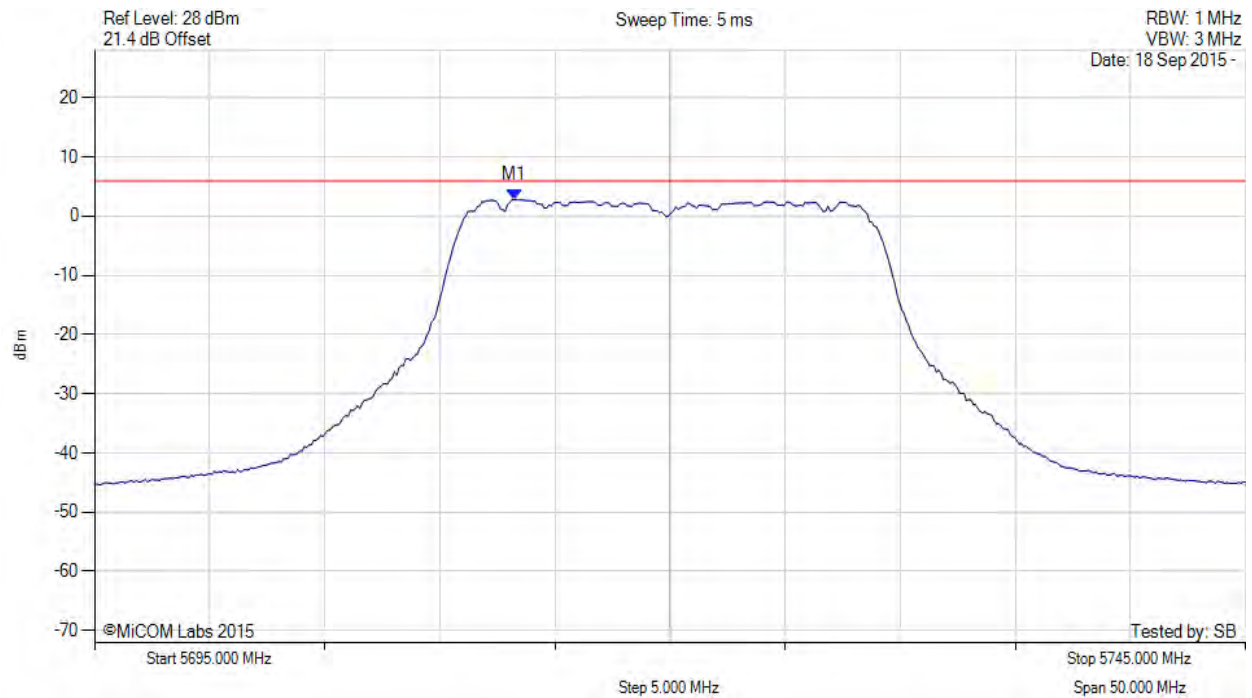
[back to matrix](#)

This test report may be reproduced in full only. The document may only be updated by MiCOM Labs personnel. All changes will be noted in the Document History section of the report.



POWER SPECTRAL DENSITY

Variant: 802.11n HT-20, Channel: 5720.00 MHz, Chain b, Temp: Ambient, Voltage: 12 Vdc



Analyser Setup	Marker:Frequency:Amplitude	Test Results
Detector = RMS Sweep Count = 100 RF Atten (dB) = 20 Trace Mode = VIEW	M1 : 5713.236 MHz : 2.814 dBm	Limit: ≤ 5.930 dBm

[back to matrix](#)

This test report may be reproduced in full only. The document may only be updated by MiCOM Labs personnel. All changes will be noted in the Document History section of the report.

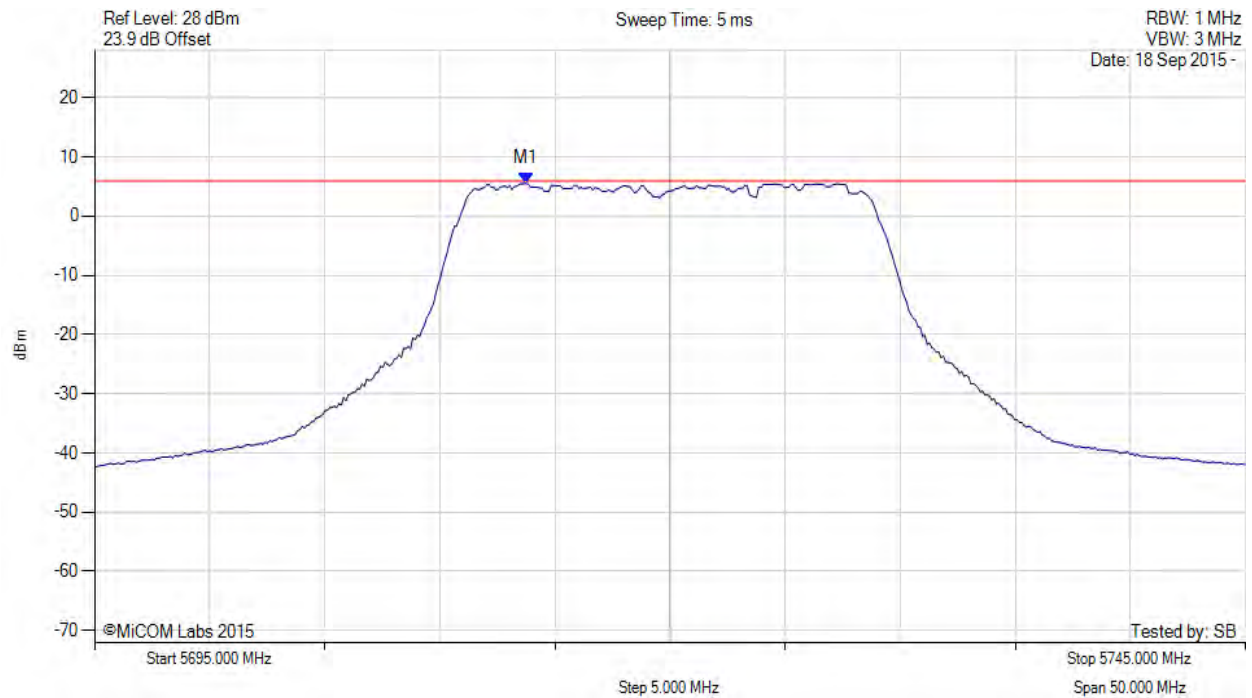


Title: Actiontec Electronics Inc WCB6240Q
To: FCC Part 15.407 + Industry Canada RSS-247 Issue 1
Serial #: ATEC09-U11a Conducted (DFS Bands) Rev A
Issue Date: 27th October 2015
Page: 206 of 266



POWER SPECTRAL DENSITY

Variant: 802.11n HT-20, Channel: 5720.00 MHz, Chain c, Temp: Ambient, Voltage: 12 Vdc



Analyser Setup	Marker:Frequency:Amplitude	Test Results
Detector = RMS Sweep Count = 100 RF Atten (dB) = 20 Trace Mode = VIEW	M1 : 5713.737 MHz : 5.510 dBm	Limit: ≤ 5.930 dBm

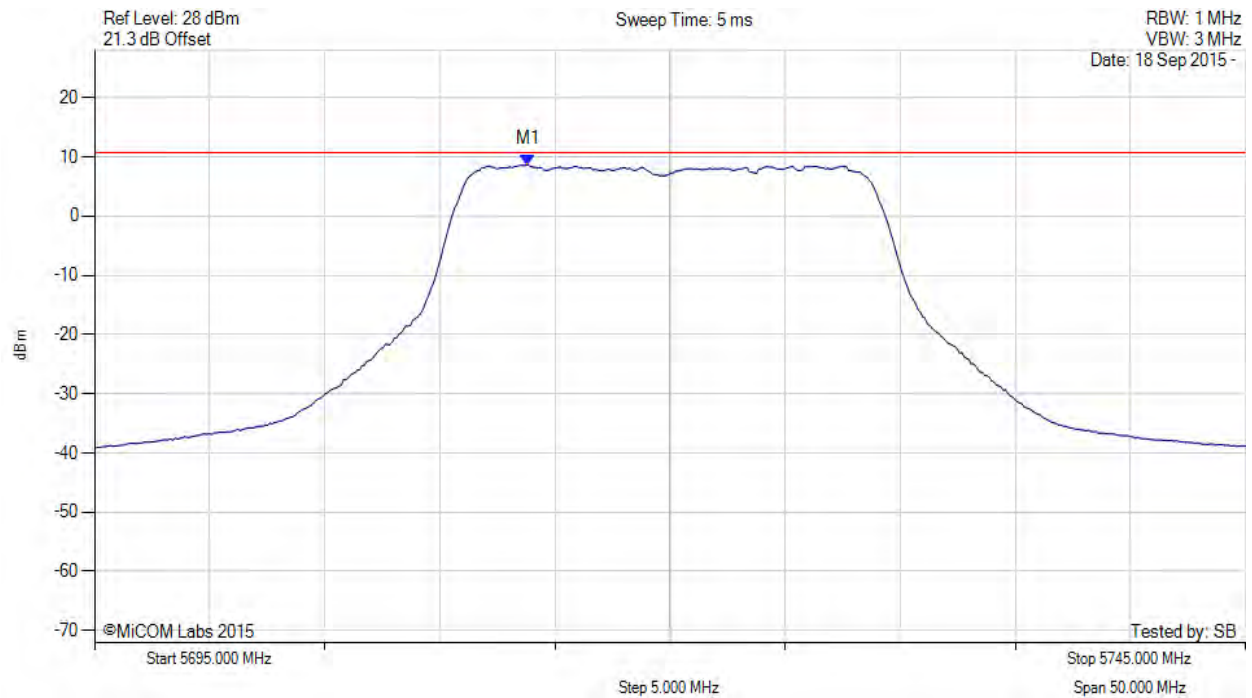
[back to matrix](#)

This test report may be reproduced in full only. The document may only be updated by MiCOM Labs personnel. All changes will be noted in the Document History section of the report.



POWER SPECTRAL DENSITY

Variant: 802.11n HT-20, Channel: 5720.00 MHz, SUM, Temp: Ambient, Voltage: 12 Vdc



Analyser Setup	Marker:Frequency:Amplitude	Test Results
Detector = RMS Sweep Count = 100 RF Atten (dB) = 20 Trace Mode = VIEW	M1 : 5713.800 MHz : 8.683 dBm M1 + DCCF : 5713.800 MHz : 8.860 dBm Duty Cycle Correction Factor : +0.18 dB	Limit: ≤ 10.7 dBm Margin: -1.8 dB

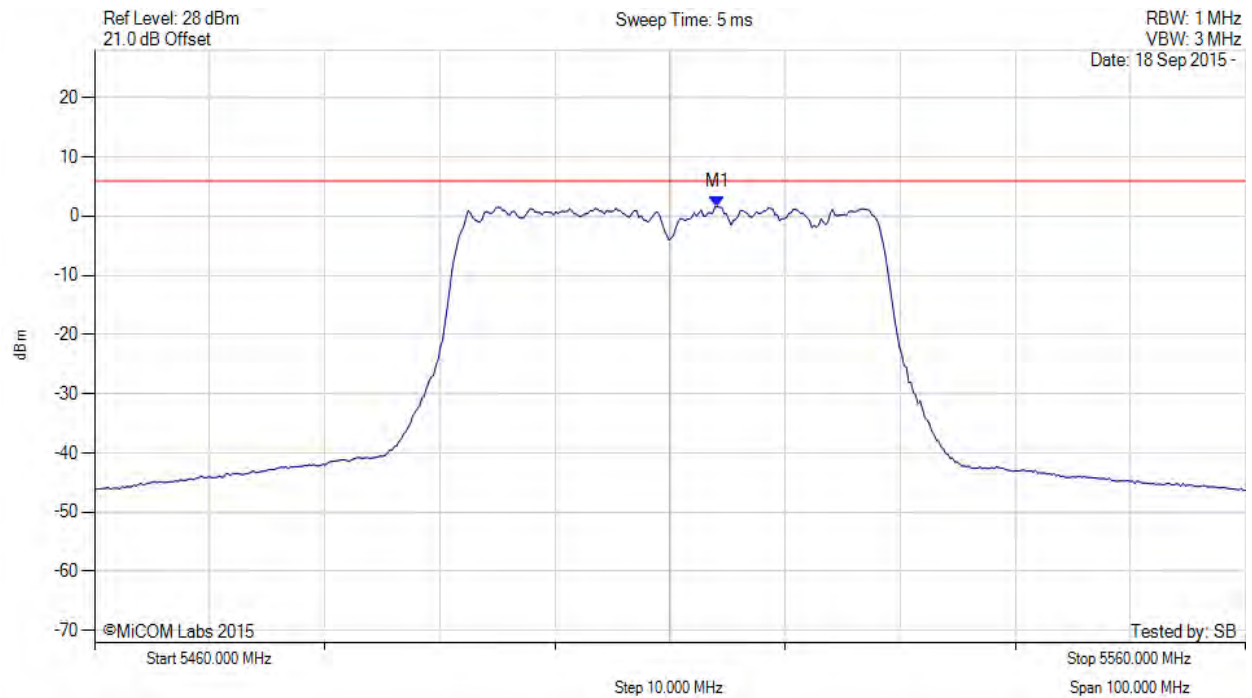
[back to matrix](#)

This test report may be reproduced in full only. The document may only be updated by MiCOM Labs personnel. All changes will be noted in the Document History section of the report.



POWER SPECTRAL DENSITY

Variant: 802.11n HT-40, Channel: 5510.00 MHz, Chain a, Temp: Ambient, Voltage: 12 Vdc



Analyser Setup	Marker:Frequency:Amplitude	Test Results
Detector = RMS Sweep Count = 100 RF Atten (dB) = 20 Trace Mode = VIEW	M1 : 5514.108 MHz : 1.583 dBm	Limit: ≤ 5.930 dBm

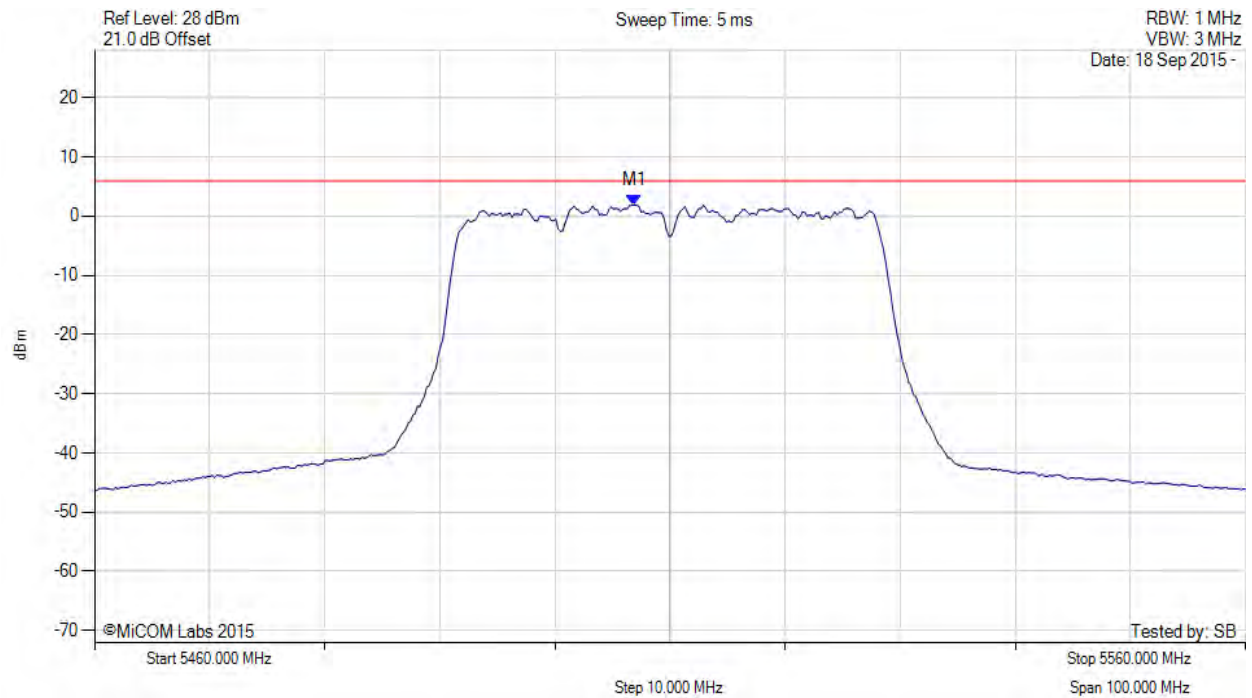
[back to matrix](#)

This test report may be reproduced in full only. The document may only be updated by MiCOM Labs personnel. All changes will be noted in the Document History section of the report.



POWER SPECTRAL DENSITY

Variant: 802.11n HT-40, Channel: 5510.00 MHz, Chain b, Temp: Ambient, Voltage: 12 Vdc



Analyser Setup	Marker:Frequency:Amplitude	Test Results
Detector = RMS Sweep Count = 100 RF Atten (dB) = 20 Trace Mode = VIEW	M1 : 5506.894 MHz : 1.846 dBm	Limit: ≤ 5.930 dBm

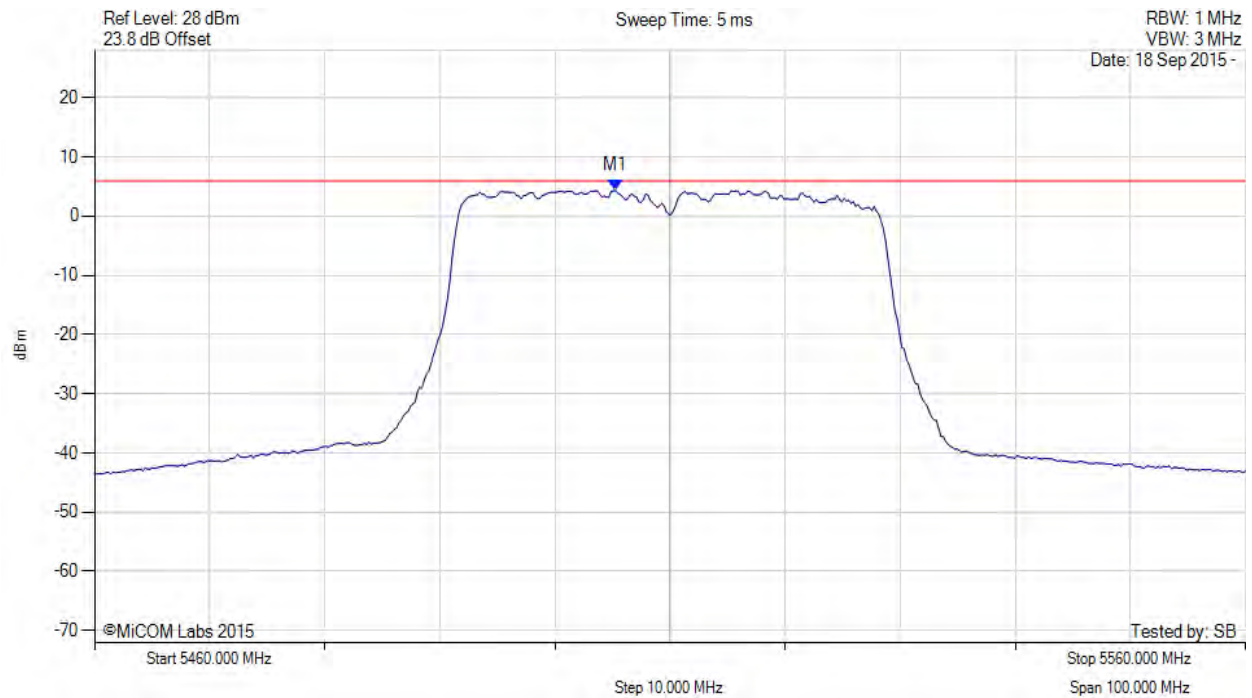
[back to matrix](#)

This test report may be reproduced in full only. The document may only be updated by MiCOM Labs personnel. All changes will be noted in the Document History section of the report.



POWER SPECTRAL DENSITY

Variant: 802.11n HT-40, Channel: 5510.00 MHz, Chain c, Temp: Ambient, Voltage: 12 Vdc



Analyser Setup	Marker:Frequency:Amplitude	Test Results
Detector = RMS Sweep Count = 100 RF Atten (dB) = 20 Trace Mode = VIEW	M1 : 5505.291 MHz : 4.316 dBm	Limit: ≤ 5.930 dBm

[back to matrix](#)

This test report may be reproduced in full only. The document may only be updated by MiCOM Labs personnel. All changes will be noted in the Document History section of the report.

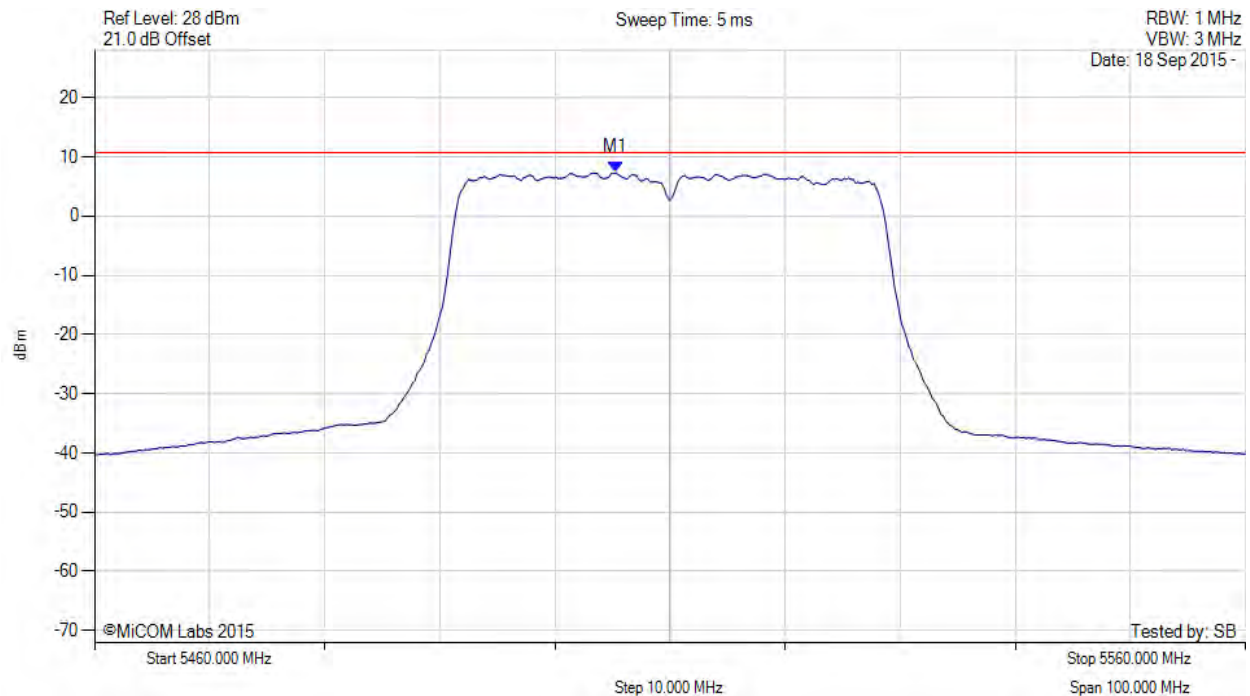


Title: Actiontec Electronics Inc WCB6240Q
To: FCC Part 15.407 + Industry Canada RSS-247 Issue 1
Serial #: ATEC09-U11a Conducted (DFS Bands) Rev A
Issue Date: 27th October 2015
Page: 211 of 266



POWER SPECTRAL DENSITY

Variant: 802.11n HT-40, Channel: 5510.00 MHz, SUM, Temp: Ambient, Voltage: 12 Vdc



Analyser Setup	Marker:Frequency:Amplitude	Test Results
Detector = RMS Sweep Count = 100 RF Atten (dB) = 20 Trace Mode = VIEW	M1 : 5505.300 MHz : 7.320 dBm M1 + DCCF : 5505.300 MHz : 7.497 dBm Duty Cycle Correction Factor : +0.18 dB	Limit: ≤ 10.7 dBm Margin: -3.2 dB

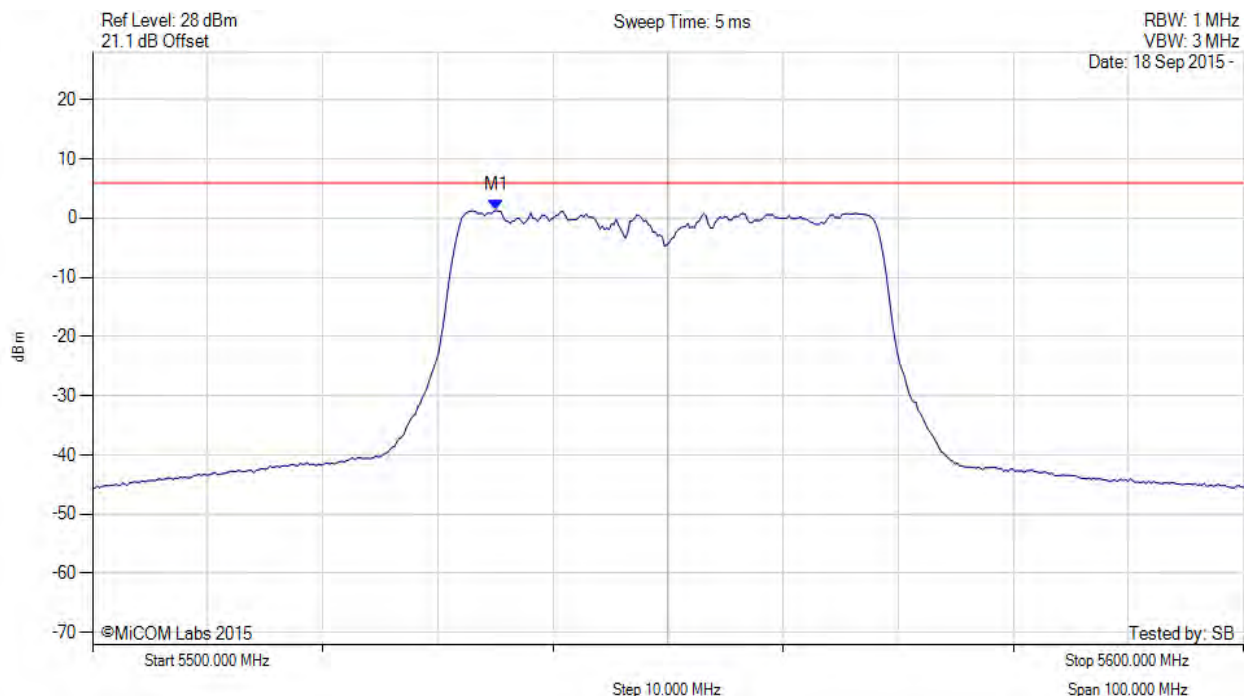
[back to matrix](#)

This test report may be reproduced in full only. The document may only be updated by MiCOM Labs personnel. All changes will be noted in the Document History section of the report.



POWER SPECTRAL DENSITY

Variant: 802.11n HT-40, Channel: 5550.00 MHz, Chain a, Temp: Ambient, Voltage: 12 Vdc



Analyser Setup	Marker:Frequency:Amplitude	Test Results
Detector = RMS Sweep Count = 100 RF Atten (dB) = 20 Trace Mode = VIEW	M1 : 5535.070 MHz : 1.260 dBm	Limit: ≤ 5.930 dBm

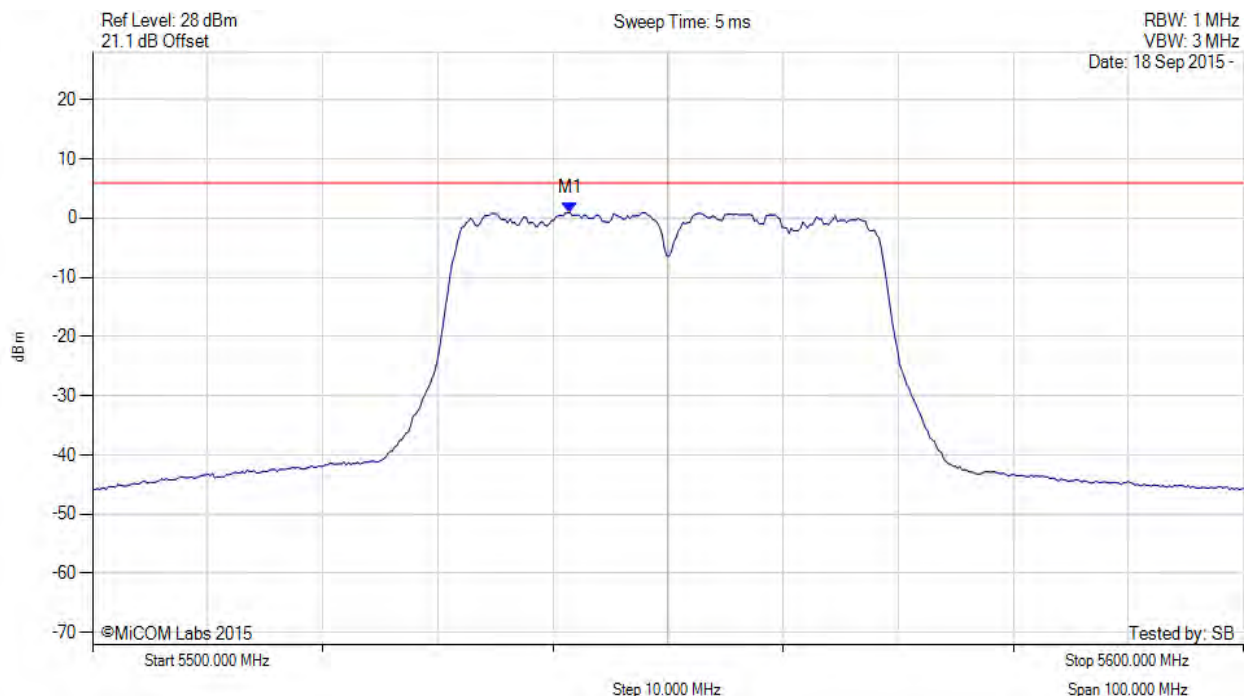
[back to matrix](#)

This test report may be reproduced in full only. The document may only be updated by MiCOM Labs personnel. All changes will be noted in the Document History section of the report.



POWER SPECTRAL DENSITY

Variant: 802.11n HT-40, Channel: 5550.00 MHz, Chain b, Temp: Ambient, Voltage: 12 Vdc



Analyser Setup	Marker:Frequency:Amplitude	Test Results
Detector = RMS Sweep Count = 100 RF Atten (dB) = 20 Trace Mode = VIEW	M1 : 5541.483 MHz : 0.940 dBm	Channel Frequency: 5550.00 MHz

[back to matrix](#)

This test report may be reproduced in full only. The document may only be updated by MiCOM Labs personnel. All changes will be noted in the Document History section of the report.

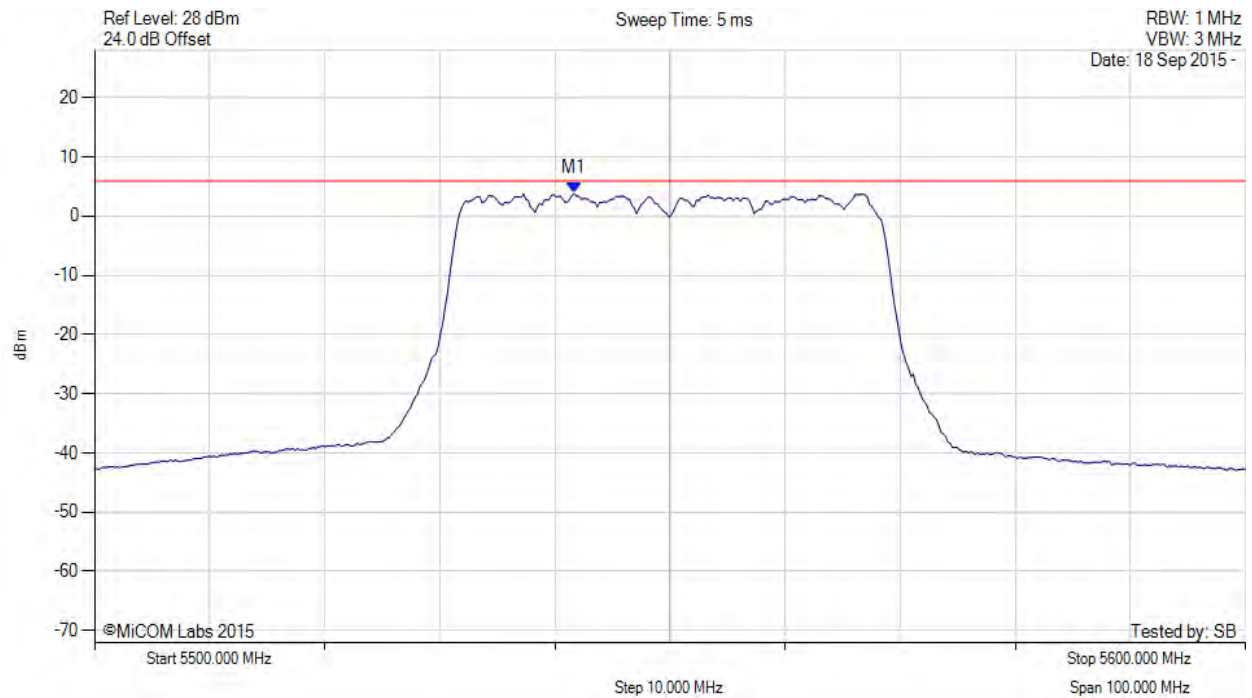


Title: Actiontec Electronics Inc WCB6240Q
To: FCC Part 15.407 + Industry Canada RSS-247 Issue 1
Serial #: ATEC09-U11a Conducted (DFS Bands) Rev A
Issue Date: 27th October 2015
Page: 214 of 266



POWER SPECTRAL DENSITY

Variant: 802.11n HT-40, Channel: 5550.00 MHz, Chain c, Temp: Ambient, Voltage: 12 Vdc



Analyser Setup	Marker:Frequency:Amplitude	Test Results
Detector = RMS Sweep Count = 100 RF Atten (dB) = 20 Trace Mode = VIEW	M1 : 5541.683 MHz : 3.799 dBm	Limit: ≤ 5.930 dBm

[back to matrix](#)

This test report may be reproduced in full only. The document may only be updated by MiCOM Labs personnel. All changes will be noted in the Document History section of the report.

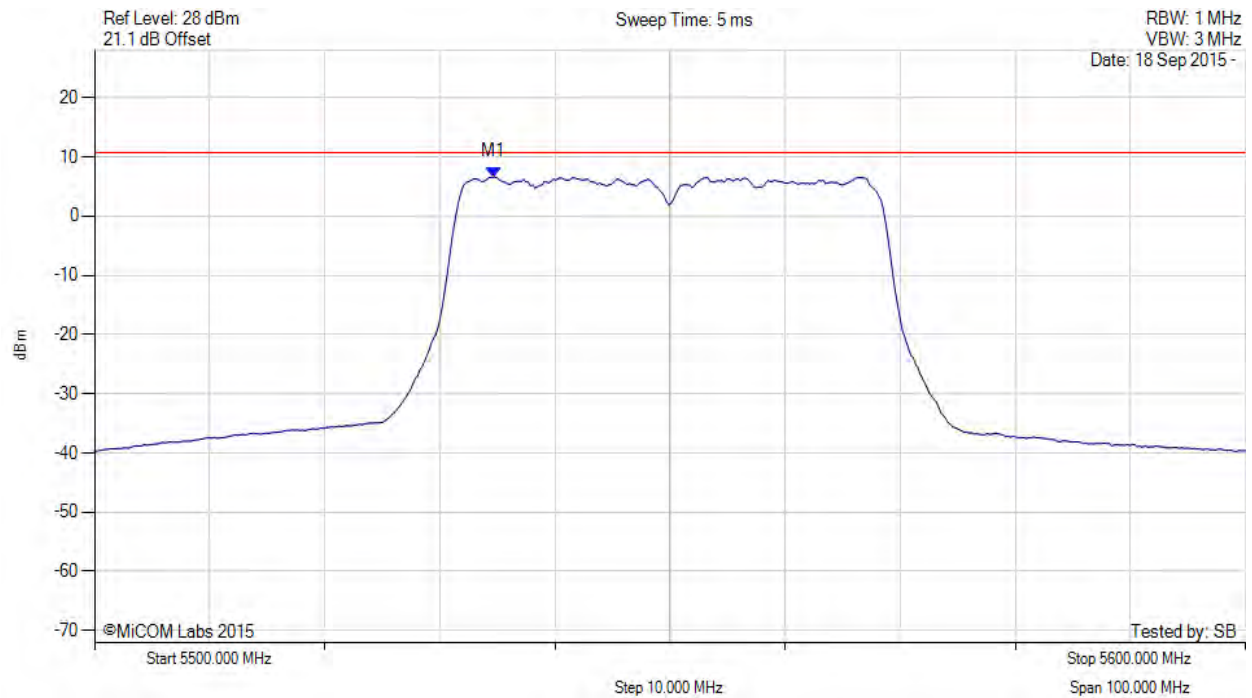


Title: Actiontec Electronics Inc WCB6240Q
To: FCC Part 15.407 + Industry Canada RSS-247 Issue 1
Serial #: ATEC09-U11a Conducted (DFS Bands) Rev A
Issue Date: 27th October 2015
Page: 215 of 266



POWER SPECTRAL DENSITY

Variant: 802.11n HT-40, Channel: 5550.00 MHz, SUM, Temp: Ambient, Voltage: 12 Vdc



Analyser Setup	Marker:Frequency:Amplitude	Test Results
Detector = RMS Sweep Count = 100 RF Atten (dB) = 20 Trace Mode = VIEW	M1 : 5534.700 MHz : 6.595 dBm M1 + DCCF : 5534.700 MHz : 6.772 dBm Duty Cycle Correction Factor : +0.18 dB	Limit: ≤ 10.7 dBm Margin: -3.9 dB

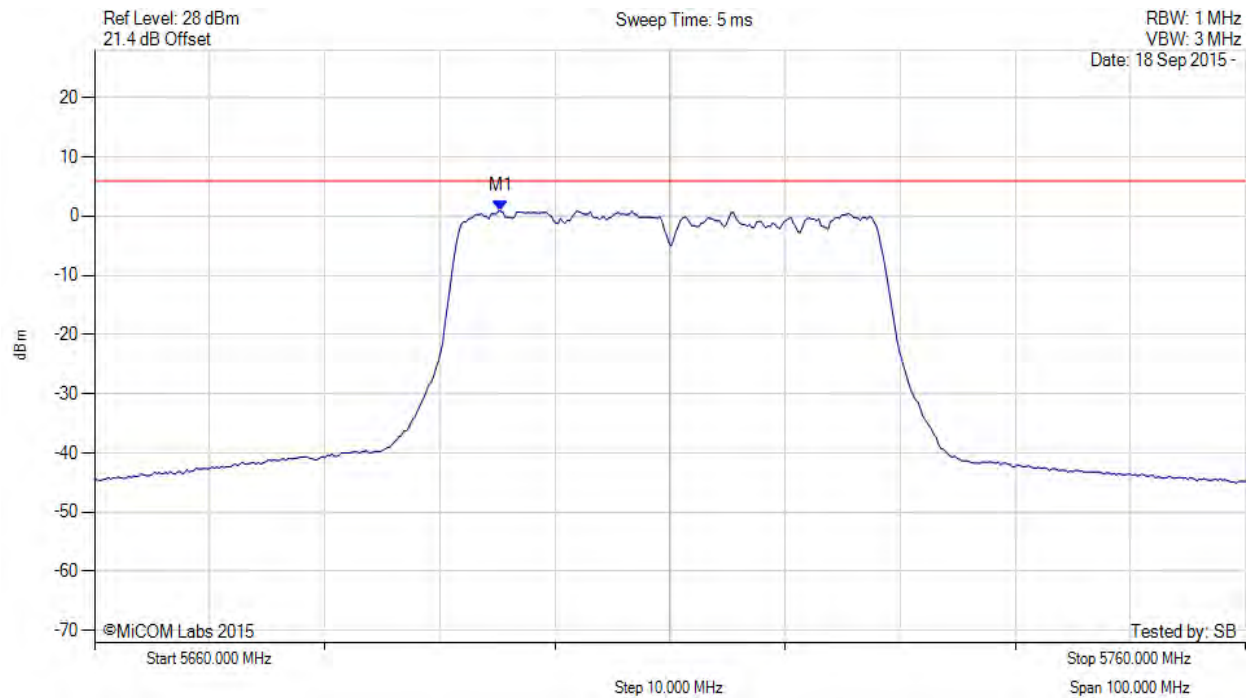
[back to matrix](#)

This test report may be reproduced in full only. The document may only be updated by MiCOM Labs personnel. All changes will be noted in the Document History section of the report.



POWER SPECTRAL DENSITY

Variant: 802.11n HT-40, Channel: 5710.00 MHz, Chain a, Temp: Ambient, Voltage: 12 Vdc



Analyser Setup	Marker:Frequency:Amplitude	Test Results
Detector = RMS Sweep Count = 100 RF Atten (dB) = 20 Trace Mode = VIEW	M1 : 5695.271 MHz : 0.852 dBm	Limit: ≤ 5.930 dBm

[back to matrix](#)

This test report may be reproduced in full only. The document may only be updated by MiCOM Labs personnel. All changes will be noted in the Document History section of the report.

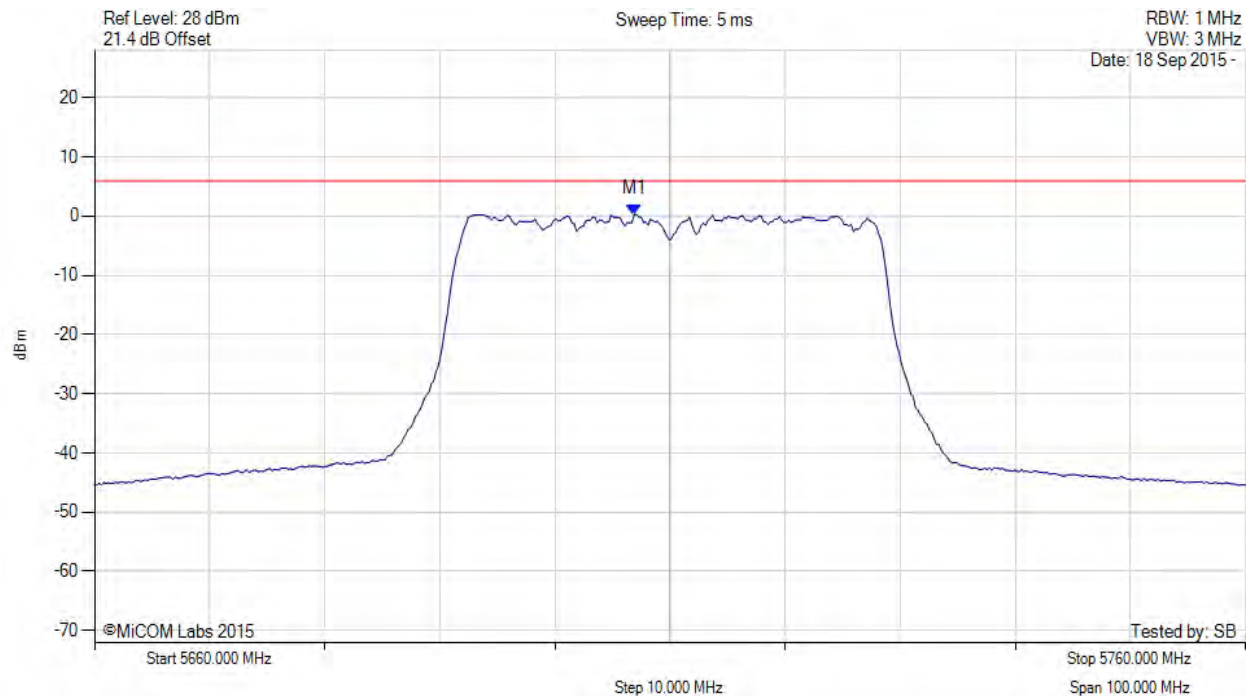


Title: Actiontec Electronics Inc WCB6240Q
To: FCC Part 15.407 + Industry Canada RSS-247 Issue 1
Serial #: ATEC09-U11a Conducted (DFS Bands) Rev A
Issue Date: 27th October 2015
Page: 217 of 266



POWER SPECTRAL DENSITY

Variant: 802.11n HT-40, Channel: 5710.00 MHz, Chain b, Temp: Ambient, Voltage: 12 Vdc



Analyser Setup	Marker:Frequency:Amplitude	Test Results
Detector = RMS Sweep Count = 100 RF Atten (dB) = 20 Trace Mode = VIEW	M1 : 5706.894 MHz : 0.275 dBm	Limit: ≤ 5.930 dBm

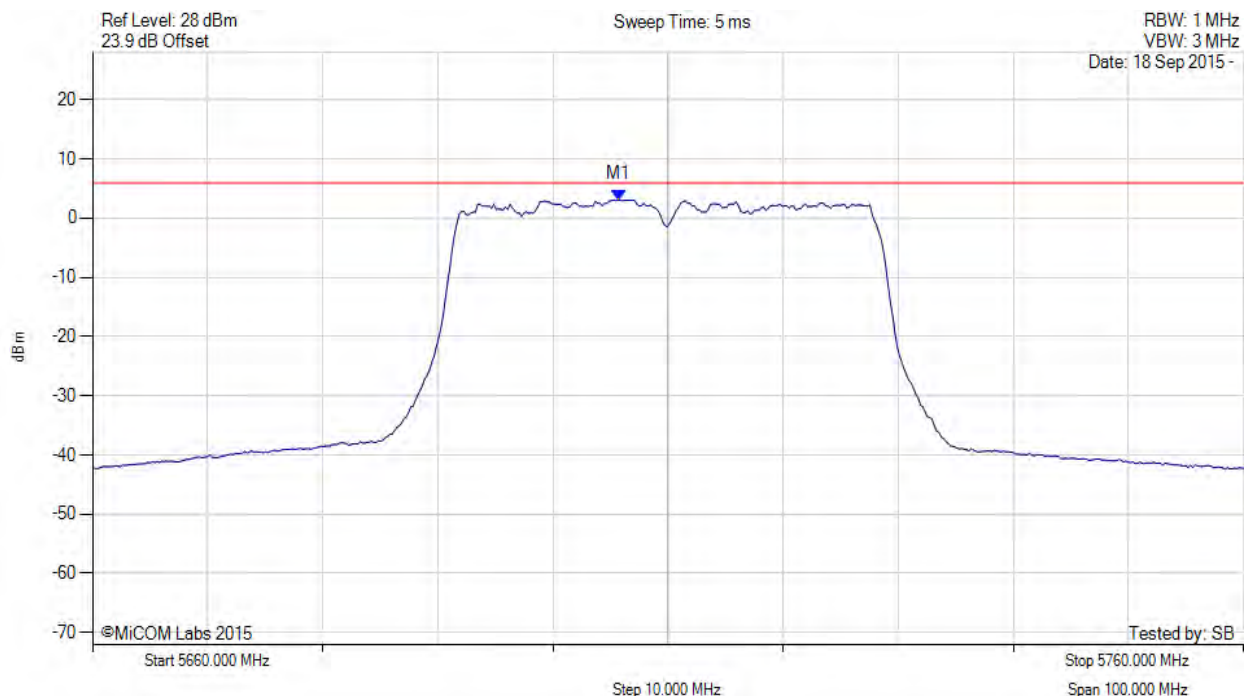
[back to matrix](#)

This test report may be reproduced in full only. The document may only be updated by MiCOM Labs personnel. All changes will be noted in the Document History section of the report.



POWER SPECTRAL DENSITY

Variant: 802.11n HT-40, Channel: 5710.00 MHz, Chain c, Temp: Ambient, Voltage: 12 Vdc



Analyser Setup	Marker:Frequency:Amplitude	Test Results
Detector = RMS Sweep Count = 100 RF Atten (dB) = 20 Trace Mode = VIEW	M1 : 5705.691 MHz : 3.068 dBm	Limit: ≤ 5.930 dBm

[back to matrix](#)

This test report may be reproduced in full only. The document may only be updated by MiCOM Labs personnel. All changes will be noted in the Document History section of the report.

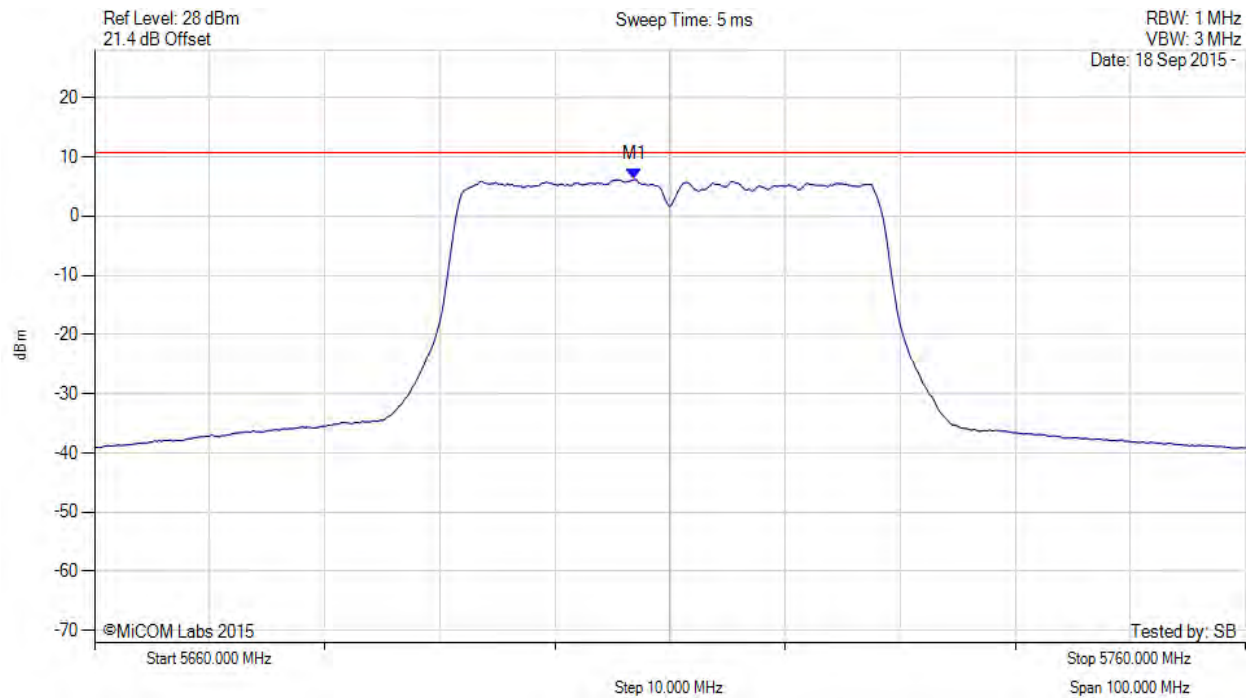


Title: Actiontec Electronics Inc WCB6240Q
To: FCC Part 15.407 + Industry Canada RSS-247 Issue 1
Serial #: ATEC09-U11a Conducted (DFS Bands) Rev A
Issue Date: 27th October 2015
Page: 219 of 266



POWER SPECTRAL DENSITY

Variant: 802.11n HT-40, Channel: 5710.00 MHz, SUM, Temp: Ambient, Voltage: 12 Vdc



Analyser Setup	Marker:Frequency:Amplitude	Test Results
Detector = RMS Sweep Count = 100 RF Atten (dB) = 20 Trace Mode = VIEW	M1 : 5706.900 MHz : 6.187 dBm M1 + DCCF : 5706.900 MHz : 6.364 dBm Duty Cycle Correction Factor : +0.18 dB	Limit: ≤ 10.7 dBm Margin: -4.3 dB

[back to matrix](#)

This test report may be reproduced in full only. The document may only be updated by MiCOM Labs personnel. All changes will be noted in the Document History section of the report.



Title: Actiontec Electronics Inc WCB6240Q
To: FCC Part 15.407 + Industry Canada RSS-247 Issue 1
Serial #: ATEC09-U11a Conducted (DFS Bands) Rev A
Issue Date: 27th October 2015
Page: 220 of 266

This test report may be reproduced in full only. The document may only be updated by MiCOM Labs personnel. All changes will be noted in the Document History section of the report.

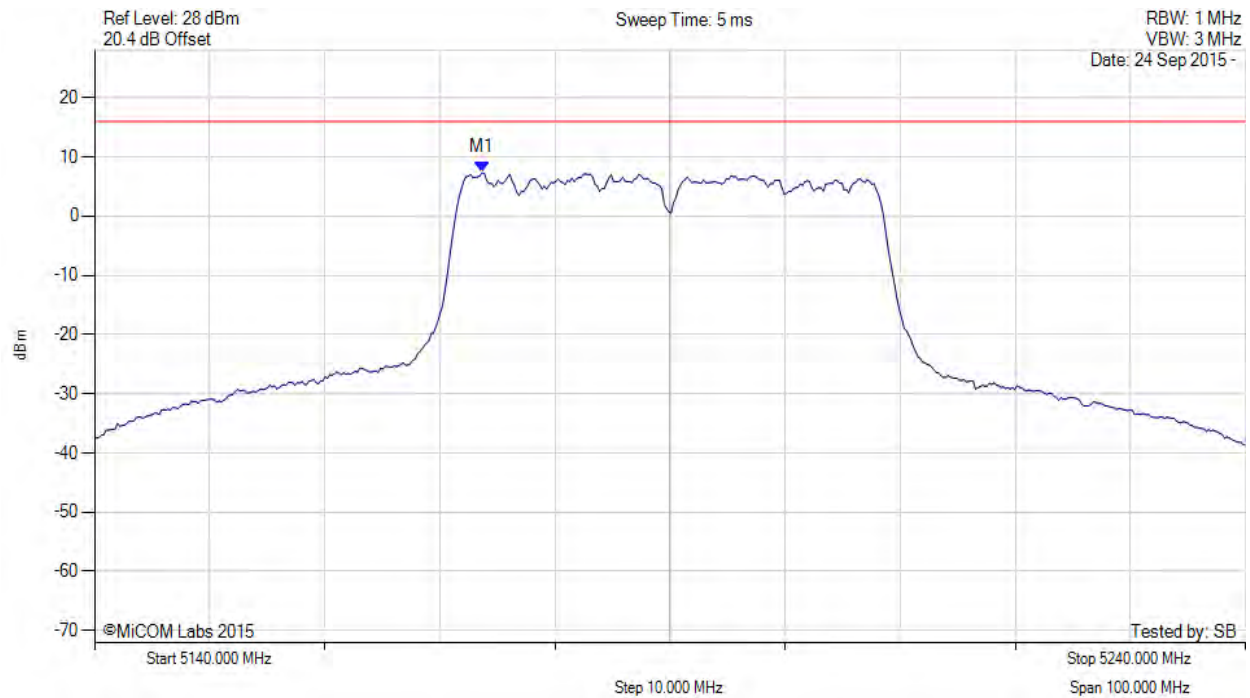


Title: Actiontec Electronics Inc WCB6240Q
To: FCC Part 15.407 + Industry Canada RSS-247 Issue 1
Serial #: ATEC09-U11a Conducted (DFS Bands) Rev A
Issue Date: 27th October 2015
Page: 221 of 266



POWER SPECTRAL DENSITY

Variant: 802.11n HT-40, Channel: 5190.00 MHz, SUM, Temp: Ambient, Voltage: 12 Vdc



Analyser Setup	Marker:Frequency:Amplitude	Test Results
Detector = RMS Sweep Count = 100 RF Atten (dB) = 20 Trace Mode = VIEW	M1 : 5173.700 MHz : 7.302 dBm M1 + DCCF : 5173.700 MHz : 7.434 dBm Duty Cycle Correction Factor : +0.13 dB	Limit: ≤ 16.0 dBm Margin: -8.6 dB

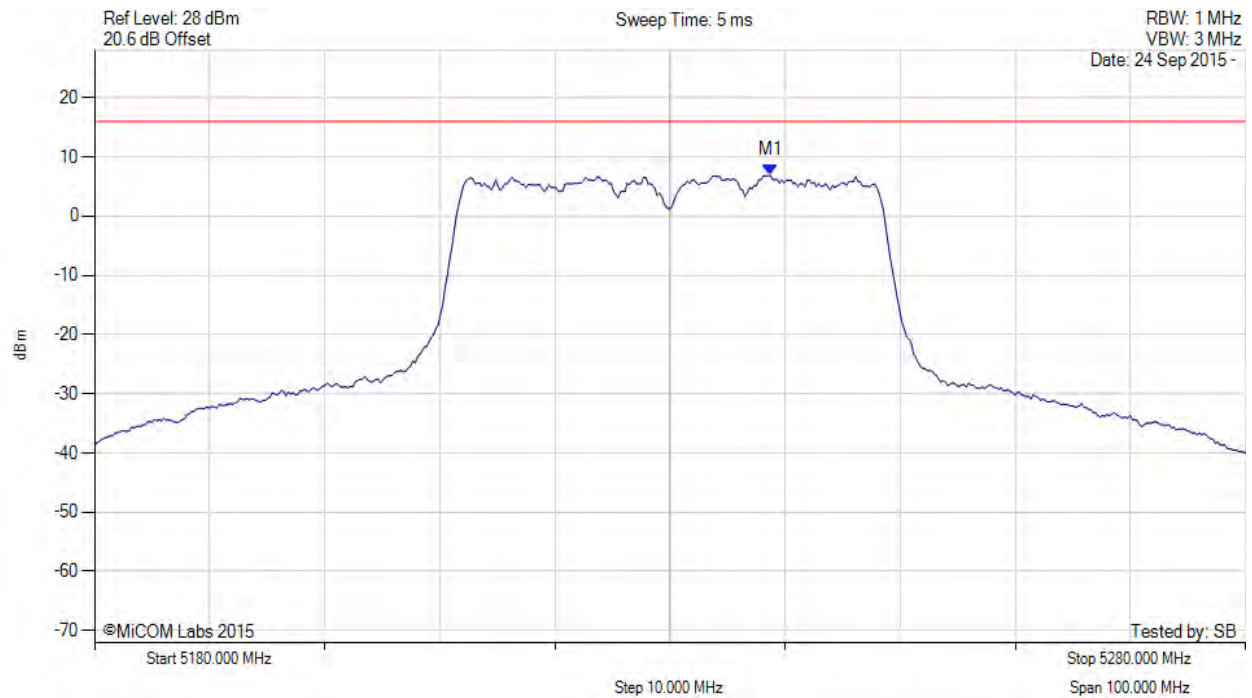
[back to matrix](#)

This test report may be reproduced in full only. The document may only be updated by MiCOM Labs personnel. All changes will be noted in the Document History section of the report.



POWER SPECTRAL DENSITY

Variant: 802.11n HT-40, Channel: 5230.00 MHz, Chain a, Temp: Ambient, Voltage: 12 Vdc



Analyser Setup	Marker:Frequency:Amplitude	Test Results
Detector = RMS Sweep Count = 100 RF Atten (dB) = 20 Trace Mode = VIEW	M1 : 5238.717 MHz : 6.894 dBm	Limit: ≤ 16.000 dBm

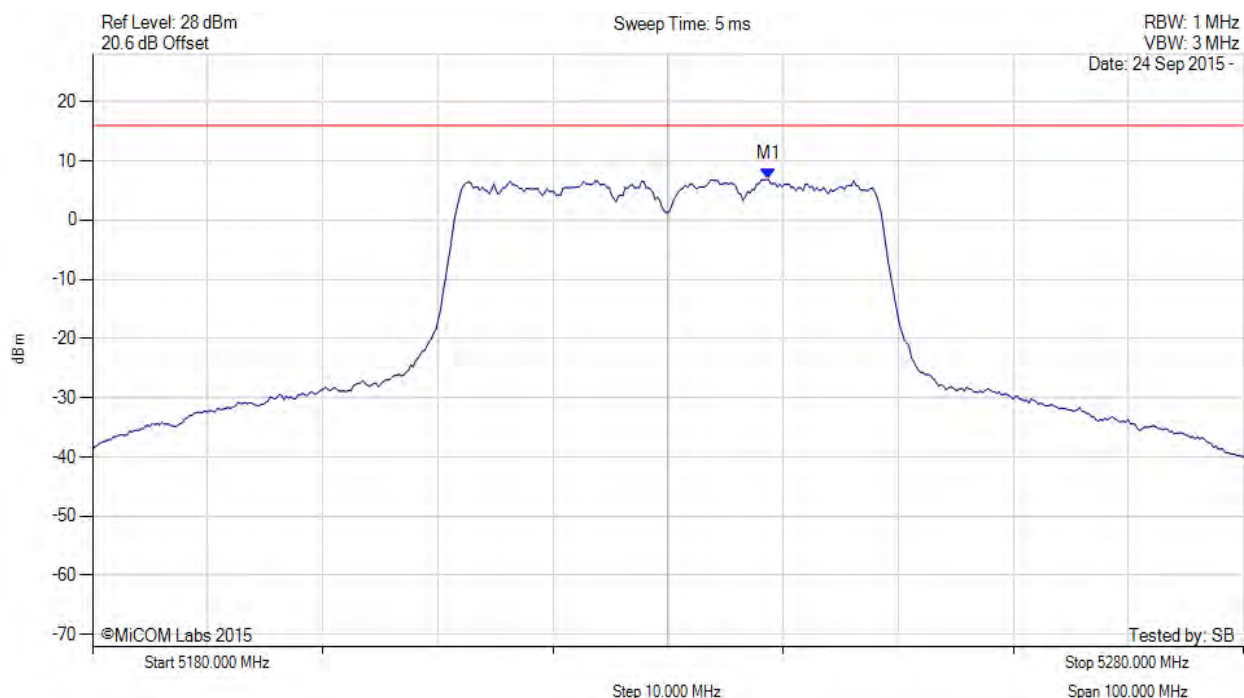
[back to matrix](#)

This test report may be reproduced in full only. The document may only be updated by MiCOM Labs personnel. All changes will be noted in the Document History section of the report.



POWER SPECTRAL DENSITY

Variant: 802.11n HT-40, Channel: 5230.00 MHz, SUM, Temp: Ambient, Voltage: 12 Vdc



Analyser Setup	Marker:Frequency:Amplitude	Test Results
Detector = RMS Sweep Count = 100 RF Atten (dB) = 20 Trace Mode = VIEW	M1 : 5238.700 MHz : 6.894 dBm M1 + DCCF : 5238.700 MHz : 7.026 dBm Duty Cycle Correction Factor : +0.13 dB	Limit: ≤ 16.0 dBm Margin: -9.0 dB

[back to matrix](#)

This test report may be reproduced in full only. The document may only be updated by MiCOM Labs personnel. All changes will be noted in the Document History section of the report.

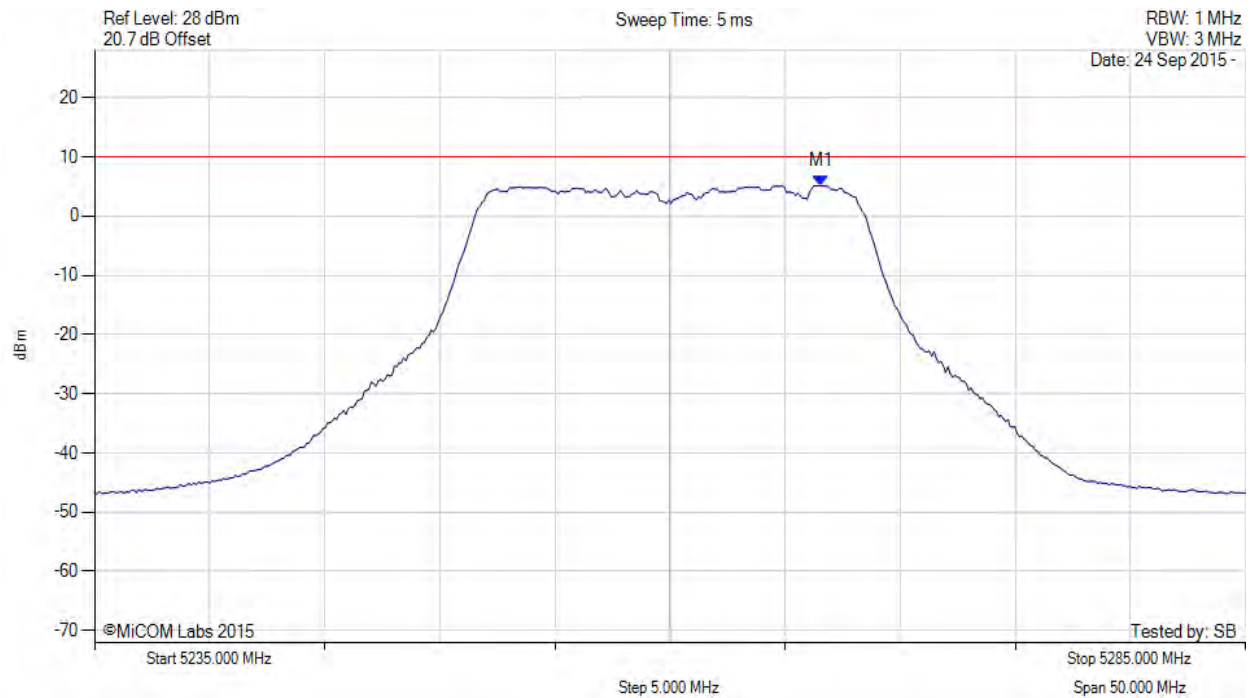


Title: Actiontec Electronics Inc WCB6240Q
To: FCC Part 15.407 + Industry Canada RSS-247 Issue 1
Serial #: ATEC09-U11a Conducted (DFS Bands) Rev A
Issue Date: 27th October 2015
Page: 224 of 266



POWER SPECTRAL DENSITY

Variant: 802.11a, Channel: 5260.00 MHz, Chain a, Temp: Ambient, Voltage: 12 Vdc



Analyser Setup	Marker:Frequency:Amplitude	Test Results
Detector = RMS Sweep Count = 100 RF Atten (dB) = 20 Trace Mode = VIEW	M1 : 5266.563 MHz : 5.126 dBm	Limit: ≤ 10.000 dBm

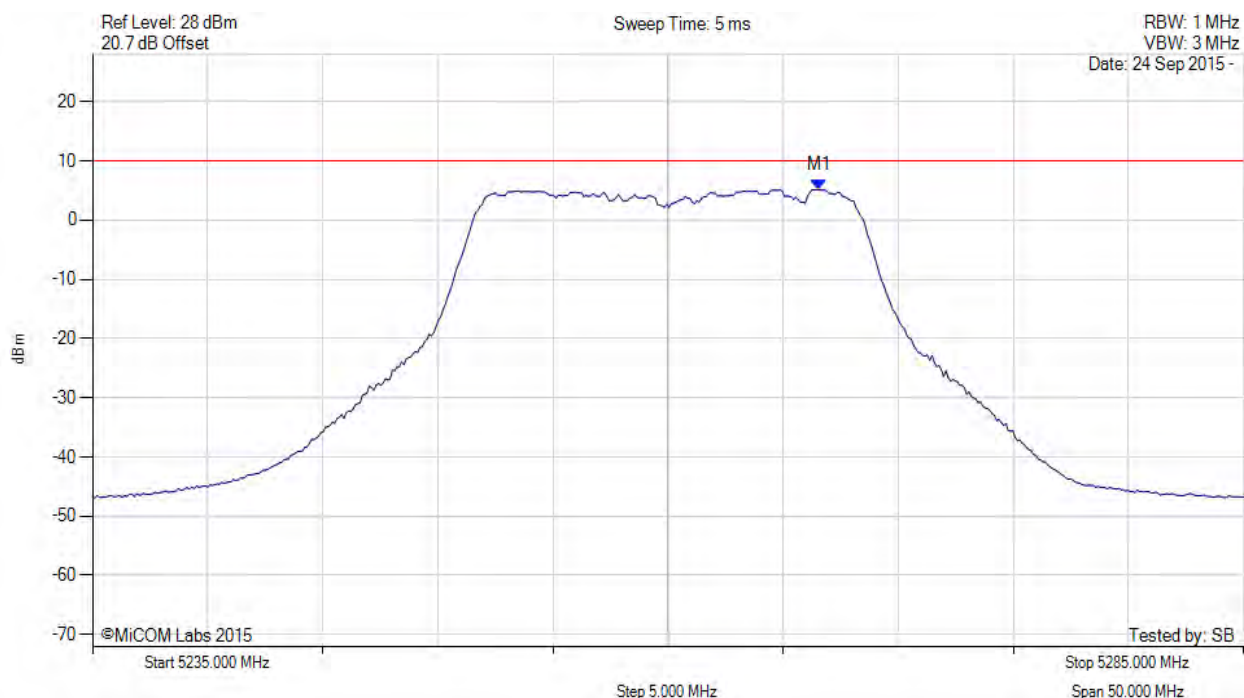
[back to matrix](#)

This test report may be reproduced in full only. The document may only be updated by MiCOM Labs personnel. All changes will be noted in the Document History section of the report.



POWER SPECTRAL DENSITY

Variant: 802.11a, Channel: 5260.00 MHz, SUM, Temp: Ambient, Voltage: 12 Vdc



Analyser Setup	Marker:Frequency:Amplitude	Test Results
Detector = RMS Sweep Count = 100 RF Atten (dB) = 20 Trace Mode = VIEW	M1 : 5266.600 MHz : 5.126 dBm M1 + DCCF : 5266.600 MHz : 5.214 dBm Duty Cycle Correction Factor : +0.09 dB	Limit: ≤ 10.0 dBm Margin: -4.8 dB

[back to matrix](#)

This test report may be reproduced in full only. The document may only be updated by MiCOM Labs personnel. All changes will be noted in the Document History section of the report.

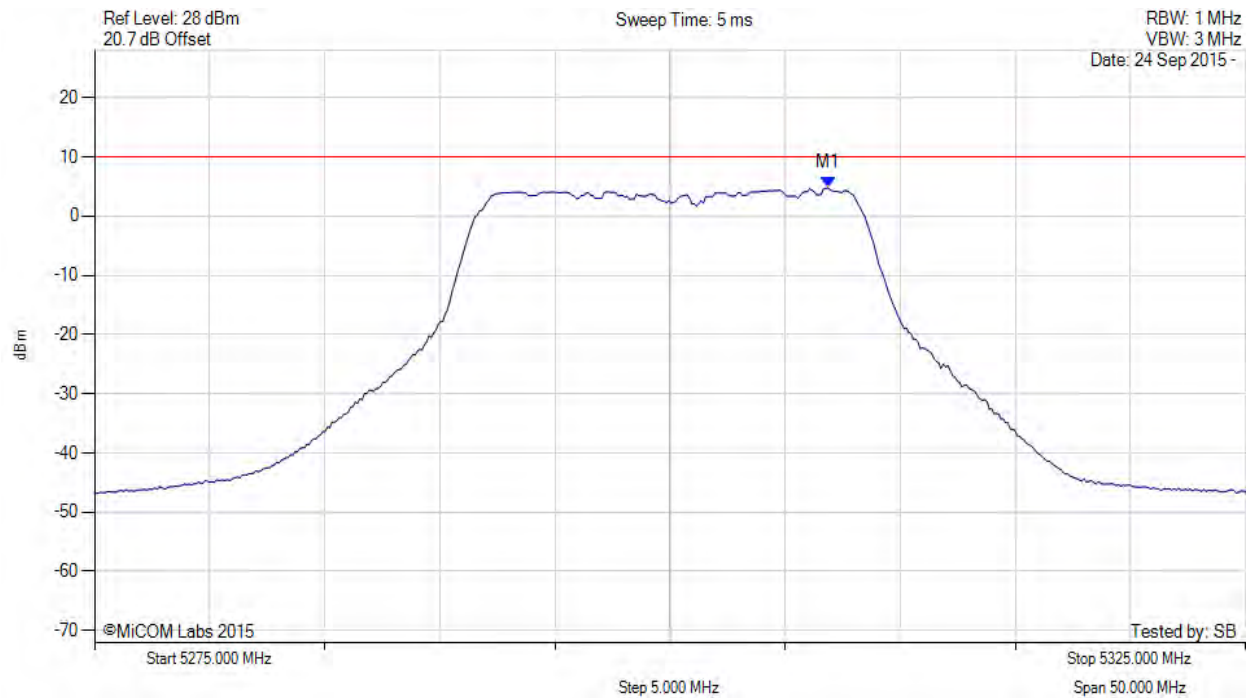


Title: Actiontec Electronics Inc WCB6240Q
To: FCC Part 15.407 + Industry Canada RSS-247 Issue 1
Serial #: ATEC09-U11a Conducted (DFS Bands) Rev A
Issue Date: 27th October 2015
Page: 226 of 266



POWER SPECTRAL DENSITY

Variant: 802.11a, Channel: 5300.00 MHz, Chain a, Temp: Ambient, Voltage: 12 Vdc



Analyser Setup	Marker:Frequency:Amplitude	Test Results
Detector = RMS Sweep Count = 100 RF Atten (dB) = 20 Trace Mode = VIEW	M1 : 5306.864 MHz : 4.750 dBm	Limit: ≤ 10.000 dBm

[back to matrix](#)

This test report may be reproduced in full only. The document may only be updated by MiCOM Labs personnel. All changes will be noted in the Document History section of the report.

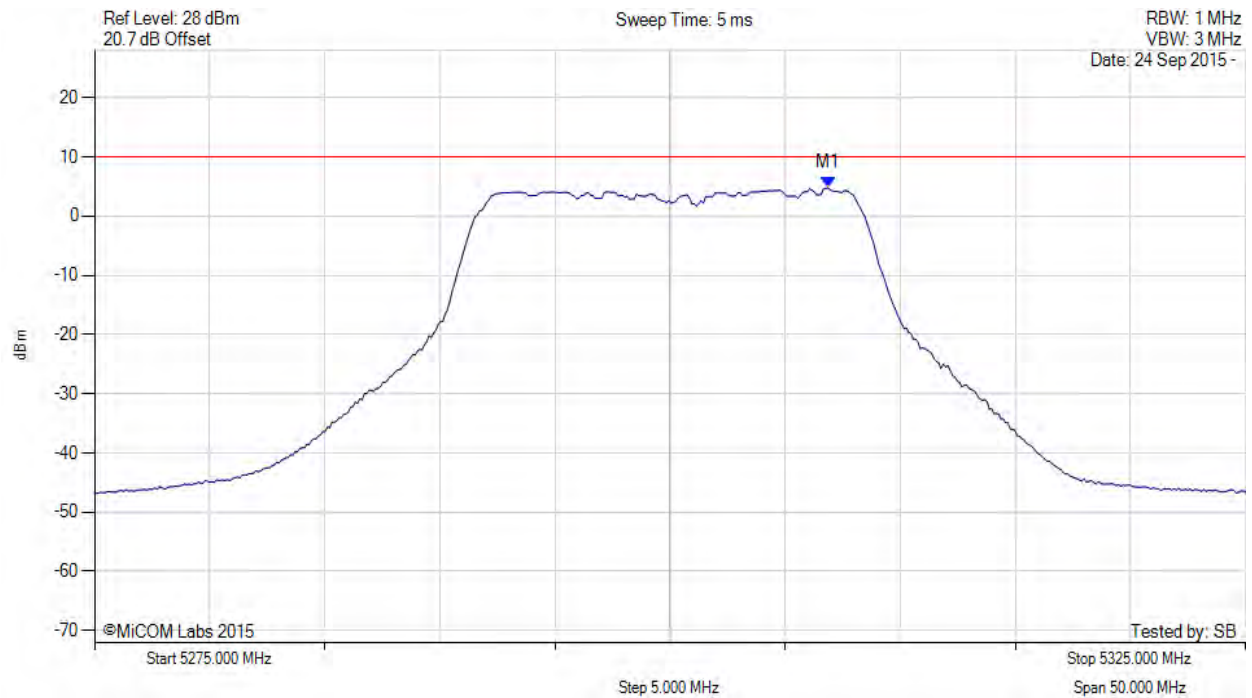


Title: Actiontec Electronics Inc WCB6240Q
To: FCC Part 15.407 + Industry Canada RSS-247 Issue 1
Serial #: ATEC09-U11a Conducted (DFS Bands) Rev A
Issue Date: 27th October 2015
Page: 227 of 266



POWER SPECTRAL DENSITY

Variant: 802.11a, Channel: 5300.00 MHz, SUM, Temp: Ambient, Voltage: 12 Vdc



Analyser Setup	Marker:Frequency:Amplitude	Test Results
Detector = RMS Sweep Count = 100 RF Atten (dB) = 20 Trace Mode = VIEW	M1 : 5306.900 MHz : 4.750 dBm M1 + DCCF : 5306.900 MHz : 4.838 dBm Duty Cycle Correction Factor : +0.09 dB	Limit: ≤ 10.0 dBm Margin: -5.2 dB

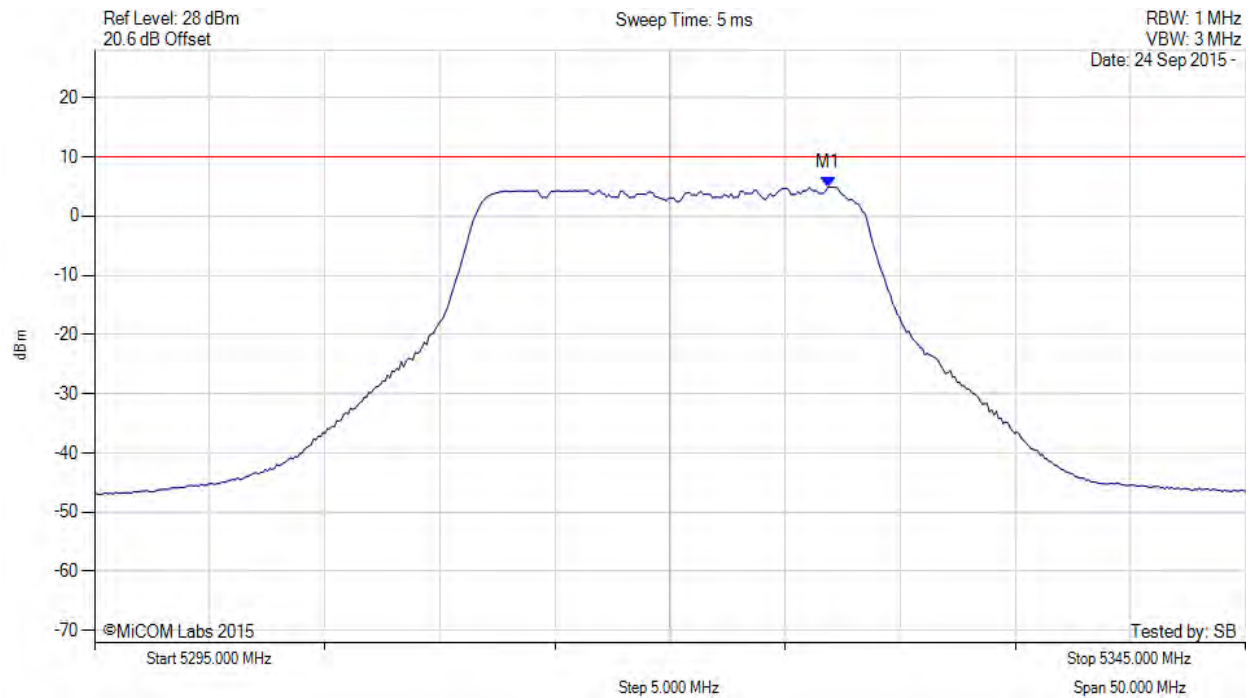
[back to matrix](#)

This test report may be reproduced in full only. The document may only be updated by MiCOM Labs personnel. All changes will be noted in the Document History section of the report.



POWER SPECTRAL DENSITY

Variant: 802.11a, Channel: 5320.00 MHz, Chain a, Temp: Ambient, Voltage: 12 Vdc



Analyser Setup	Marker:Frequency:Amplitude	Test Results
Detector = RMS Sweep Count = 100 RF Atten (dB) = 20 Trace Mode = VIEW	M1 : 5326.864 MHz : 4.919 dBm	Limit: ≤ 10.000 dBm

[back to matrix](#)

This test report may be reproduced in full only. The document may only be updated by MiCOM Labs personnel. All changes will be noted in the Document History section of the report.

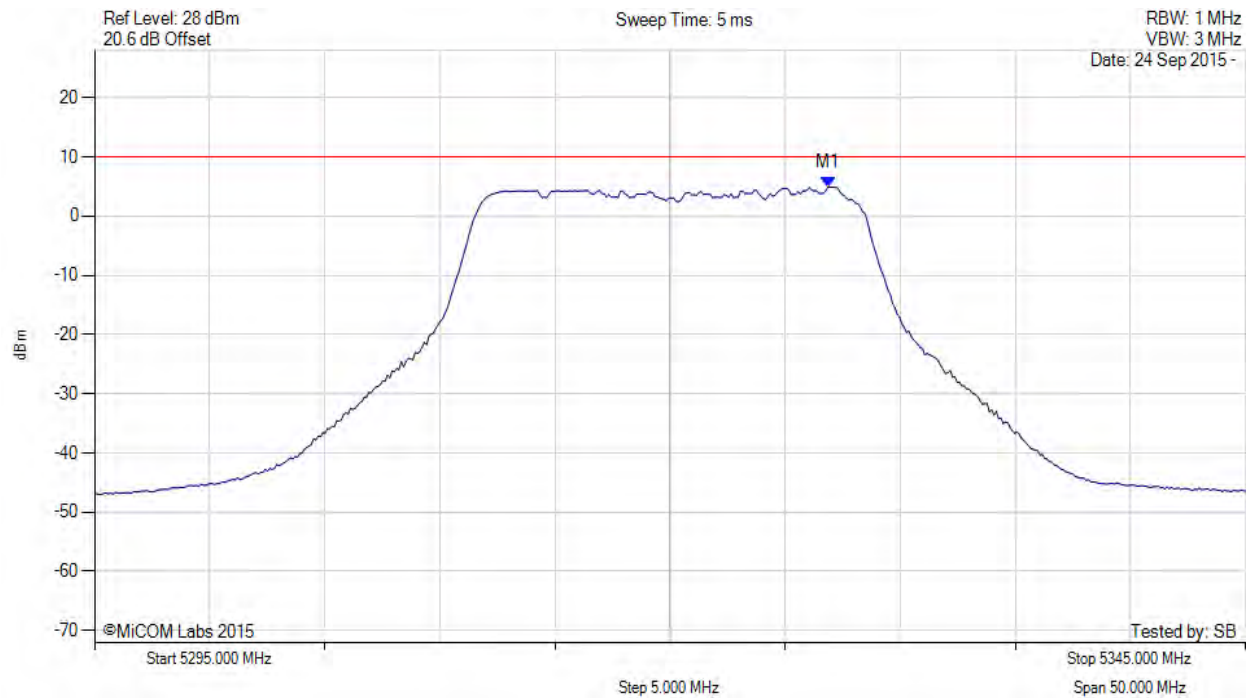


Title: Actiontec Electronics Inc WCB6240Q
To: FCC Part 15.407 + Industry Canada RSS-247 Issue 1
Serial #: ATEC09-U11a Conducted (DFS Bands) Rev A
Issue Date: 27th October 2015
Page: 229 of 266



POWER SPECTRAL DENSITY

Variant: 802.11a, Channel: 5320.00 MHz, SUM, Temp: Ambient, Voltage: 12 Vdc



Analyser Setup	Marker:Frequency:Amplitude	Test Results
Detector = RMS Sweep Count = 100 RF Atten (dB) = 20 Trace Mode = VIEW	M1 : 5326.900 MHz : 4.919 dBm M1 + DCCF : 5326.900 MHz : 5.007 dBm Duty Cycle Correction Factor : +0.09 dB	Limit: ≤ 10.0 dBm Margin: -5.0 dB

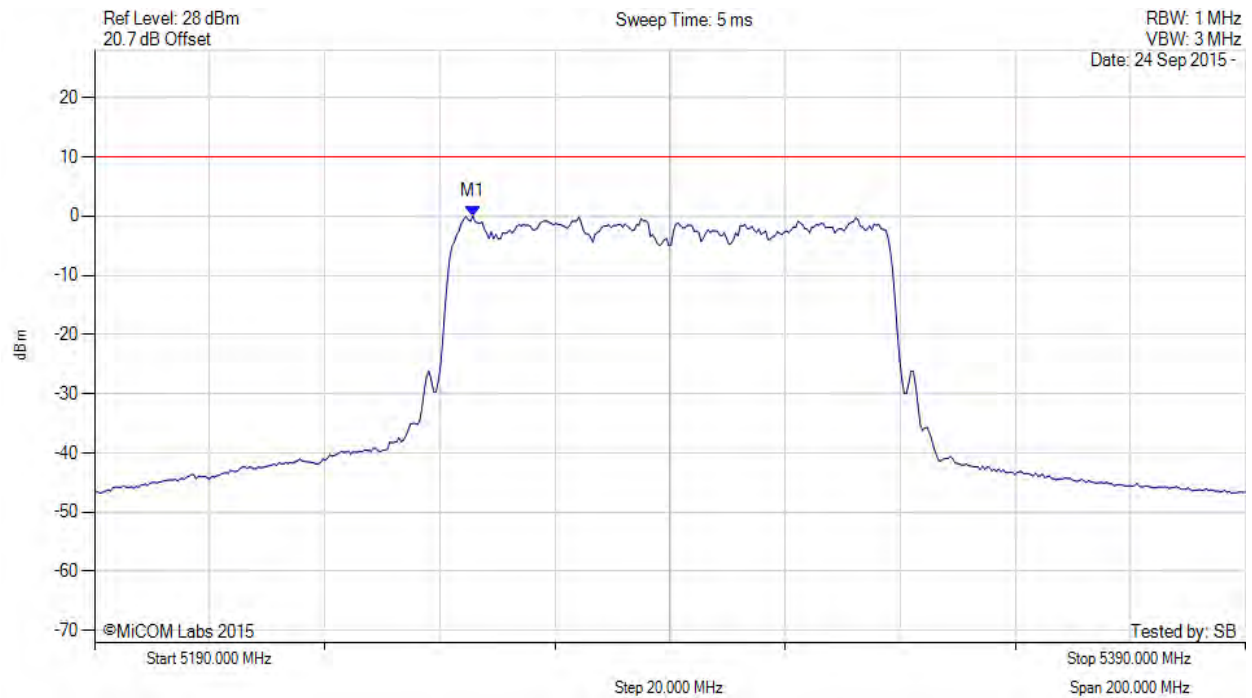
[back to matrix](#)

This test report may be reproduced in full only. The document may only be updated by MiCOM Labs personnel. All changes will be noted in the Document History section of the report.



POWER SPECTRAL DENSITY

Variant: 802.11ac-80, Channel: 5290.00 MHz, Chain a, Temp: Ambient, Voltage: 12 Vdc



Analyser Setup	Marker:Frequency:Amplitude	Test Results
Detector = RMS Sweep Count = 100 RF Atten (dB) = 20 Trace Mode = VIEW	M1 : 5255.731 MHz : -0.014 dBm	Limit: ≤ 10.000 dBm

[back to matrix](#)

This test report may be reproduced in full only. The document may only be updated by MiCOM Labs personnel. All changes will be noted in the Document History section of the report.

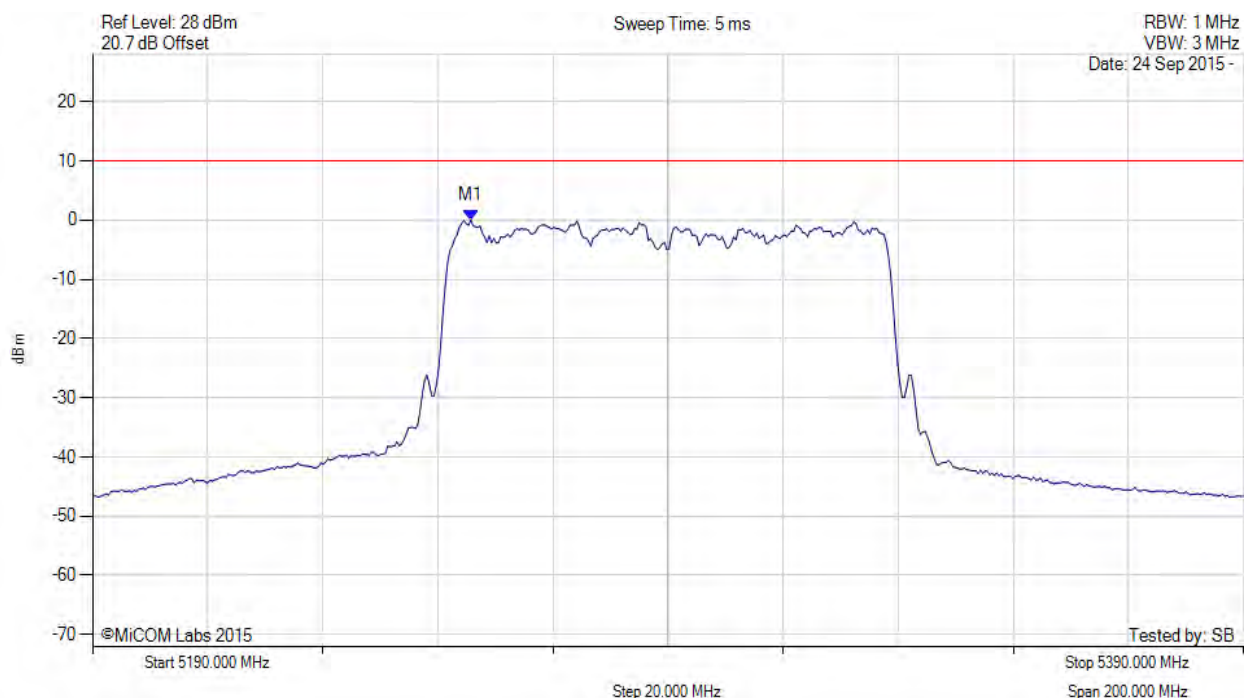


Title: Actiontec Electronics Inc WCB6240Q
To: FCC Part 15.407 + Industry Canada RSS-247 Issue 1
Serial #: ATEC09-U11a Conducted (DFS Bands) Rev A
Issue Date: 27th October 2015
Page: 231 of 266



POWER SPECTRAL DENSITY

Variant: 802.11ac-80, Channel: 5290.00 MHz, SUM, Temp: Ambient, Voltage: 12 Vdc



Analyser Setup	Marker:Frequency:Amplitude	Test Results
Detector = RMS Sweep Count = 100 RF Atten (dB) = 20 Trace Mode = VIEW	M1 : 5255.700 MHz : -0.014 dBm M1 + DCCF : 5255.700 MHz : 0.163 dBm Duty Cycle Correction Factor : +0.18 dB	Limit: ≤ 10.0 dBm Margin: -9.8 dB

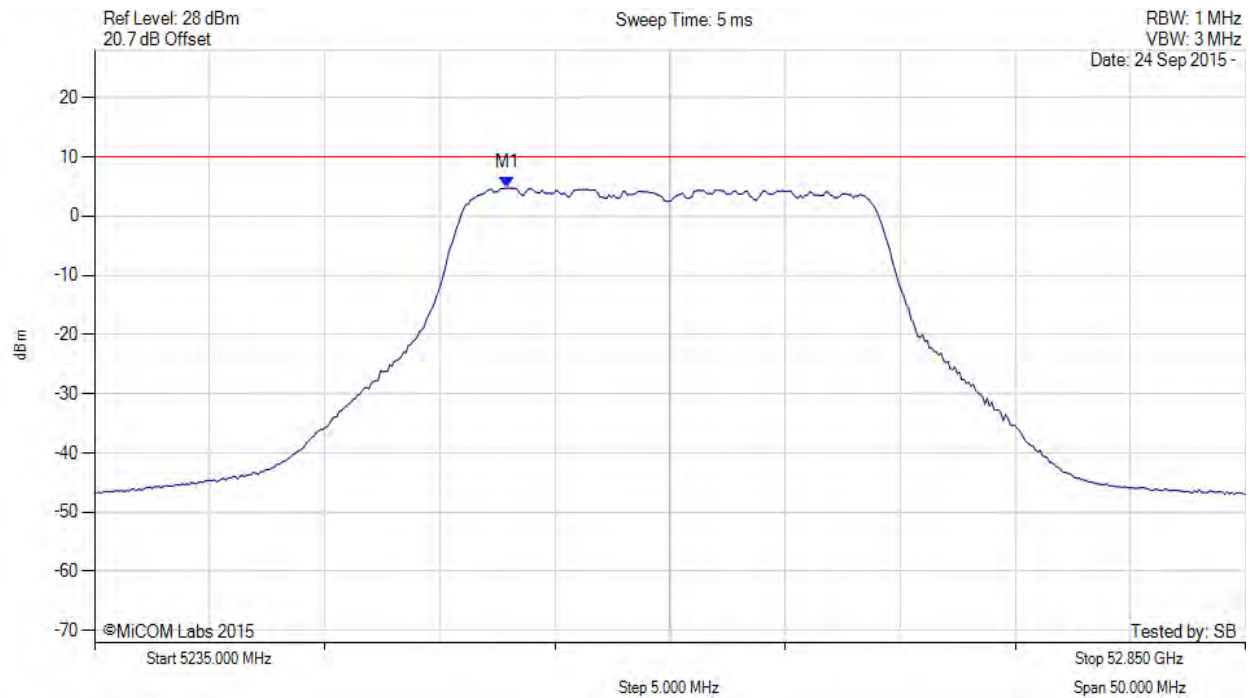
[back to matrix](#)

This test report may be reproduced in full only. The document may only be updated by MiCOM Labs personnel. All changes will be noted in the Document History section of the report.



POWER SPECTRAL DENSITY

Variant: 802.11n HT-20, Channel: 5260.00 MHz, Chain a, Temp: Ambient, Voltage: 12 Vdc



Analyser Setup	Marker:Frequency:Amplitude	Test Results
Detector = RMS Sweep Count = 100 RF Atten (dB) = 20 Trace Mode = VIEW	M1 : 5252.936 MHz : 4.736 dBm	Limit: ≤ 10.000 dBm

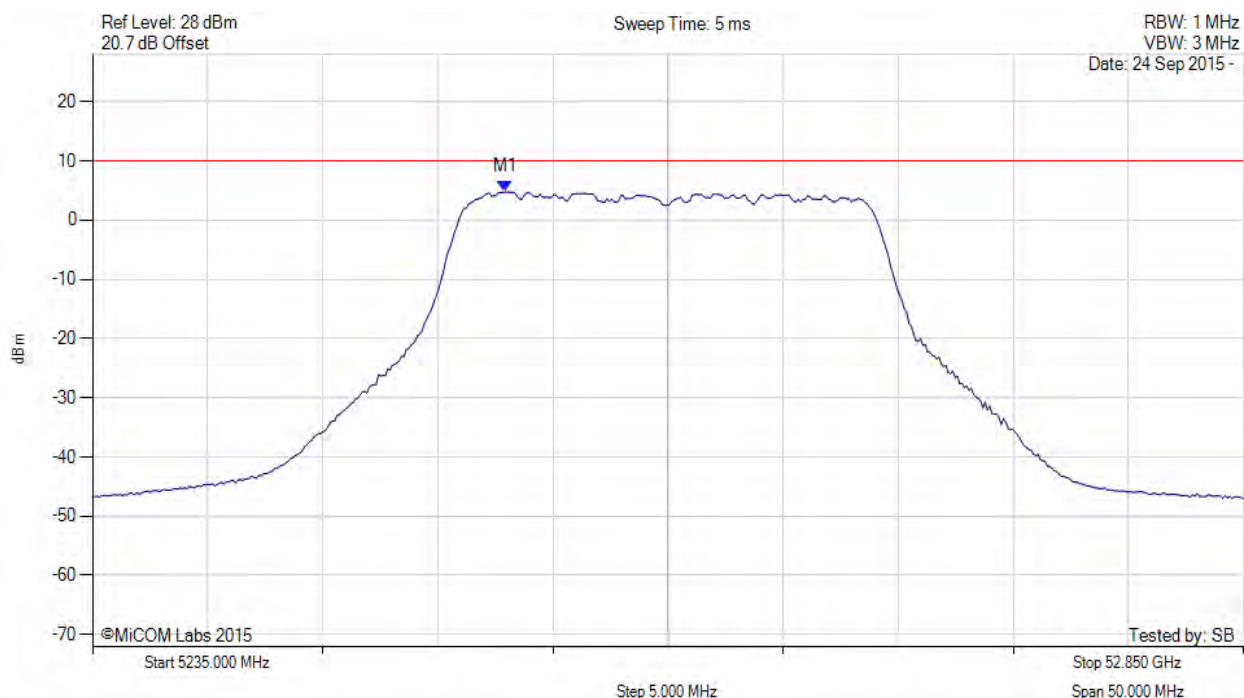
[back to matrix](#)

This test report may be reproduced in full only. The document may only be updated by MiCOM Labs personnel. All changes will be noted in the Document History section of the report.



POWER SPECTRAL DENSITY

Variant: 802.11n HT-20, Channel: 5260.00 MHz, SUM, Temp: Ambient, Voltage: 12 Vdc



Analyser Setup	Marker:Frequency:Amplitude	Test Results
Detector = RMS Sweep Count = 100 RF Atten (dB) = 20 Trace Mode = VIEW	M1 : 5252.900 MHz : 4.736 dBm M1 + DCCF : 5252.900 MHz : 4.824 dBm Duty Cycle Correction Factor : +0.09 dB	Limit: ≤ 10.0 dBm Margin: -5.2 dB

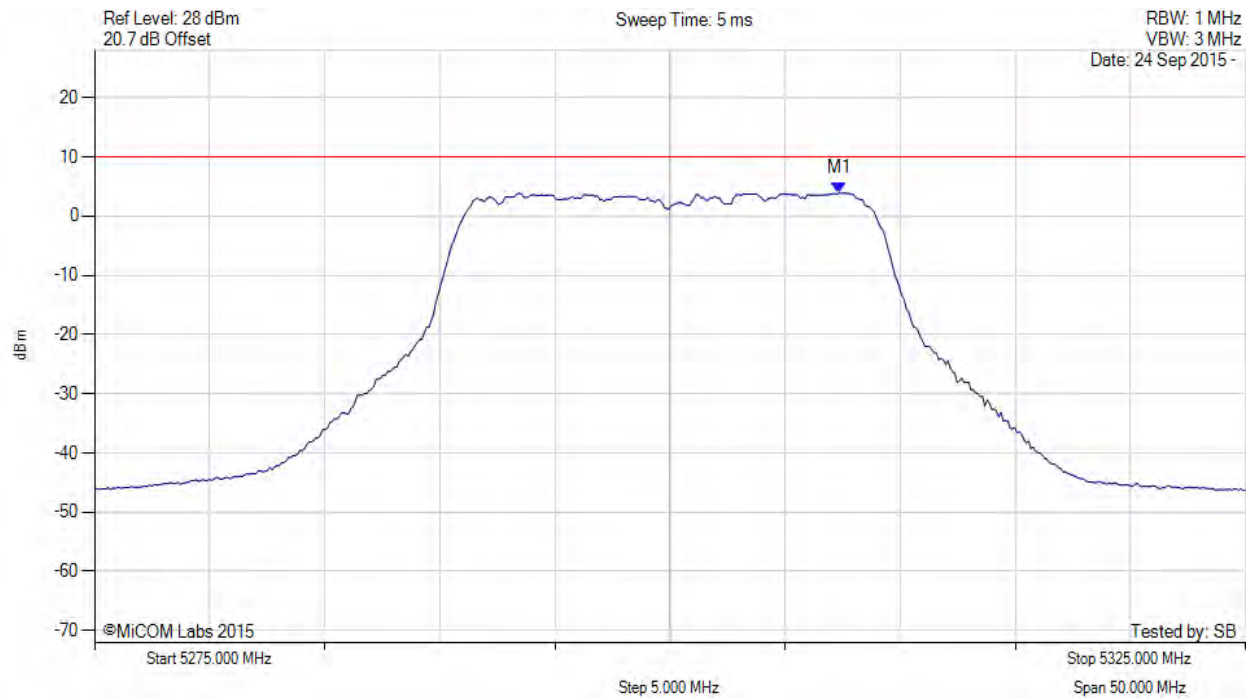
[back to matrix](#)

This test report may be reproduced in full only. The document may only be updated by MiCOM Labs personnel. All changes will be noted in the Document History section of the report.



POWER SPECTRAL DENSITY

Variant: 802.11n HT-20, Channel: 5300.00 MHz, Chain a, Temp: Ambient, Voltage: 12 Vdc



Analyser Setup	Marker:Frequency:Amplitude	Test Results
Detector = RMS Sweep Count = 100 RF Atten (dB) = 20 Trace Mode = VIEW	M1 : 5307.365 MHz : 3.911 dBm	Limit: ≤ 10.000 dBm

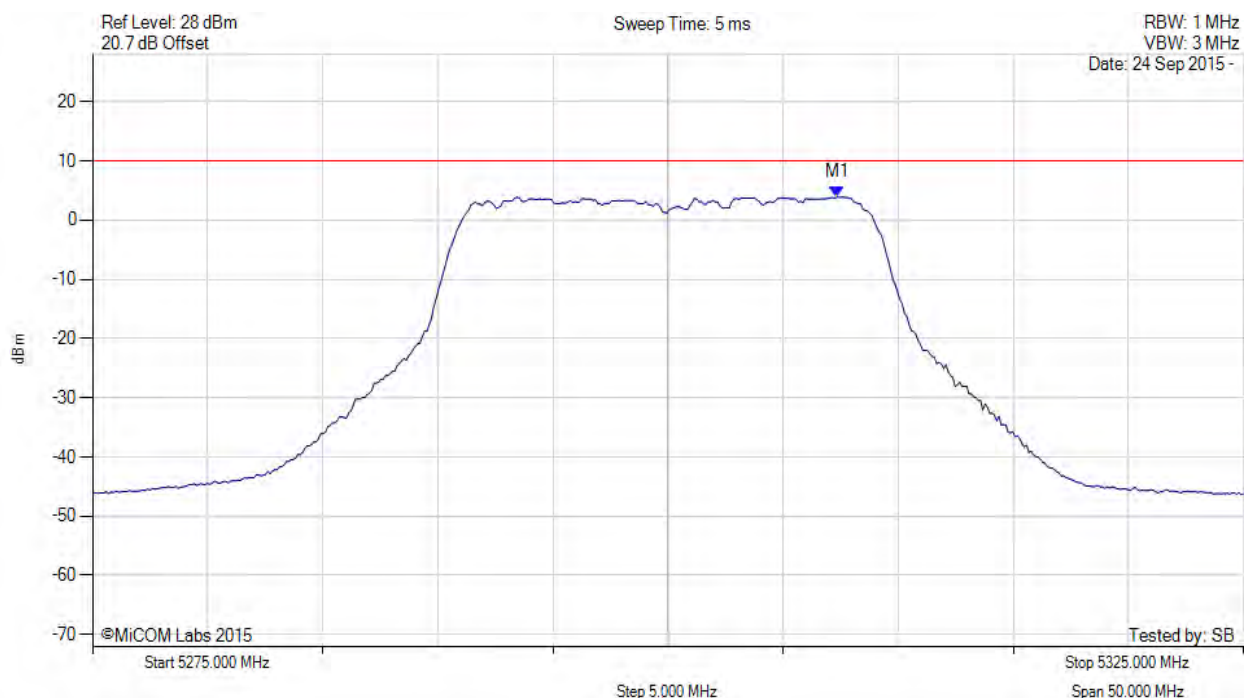
[back to matrix](#)

This test report may be reproduced in full only. The document may only be updated by MiCOM Labs personnel. All changes will be noted in the Document History section of the report.



POWER SPECTRAL DENSITY

Variant: 802.11n HT-20, Channel: 5300.00 MHz, SUM, Temp: Ambient, Voltage: 12 Vdc



Analyser Setup	Marker:Frequency:Amplitude	Test Results
Detector = RMS Sweep Count = 100 RF Atten (dB) = 20 Trace Mode = VIEW	M1 : 5307.400 MHz : 3.911 dBm M1 + DCCF : 5307.400 MHz : 3.999 dBm Duty Cycle Correction Factor : +0.09 dB	Limit: ≤ 10.0 dBm Margin: -6.0 dB

[back to matrix](#)

This test report may be reproduced in full only. The document may only be updated by MiCOM Labs personnel. All changes will be noted in the Document History section of the report.

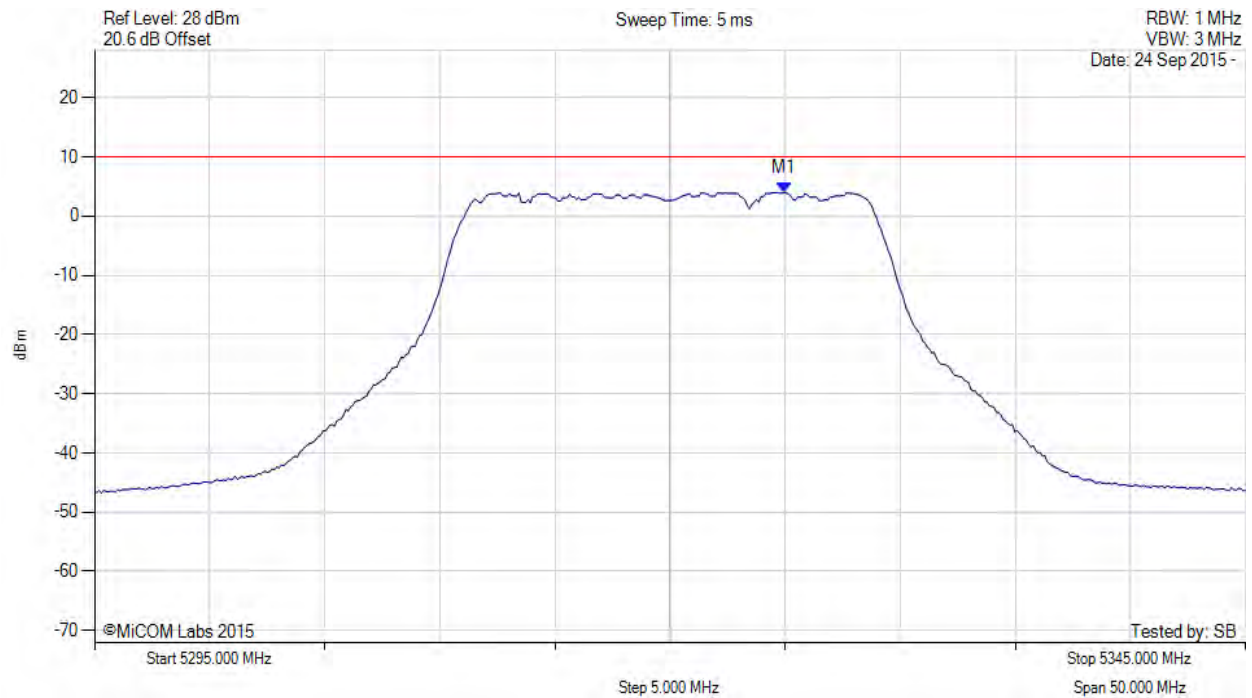


Title: Actiontec Electronics Inc WCB6240Q
To: FCC Part 15.407 + Industry Canada RSS-247 Issue 1
Serial #: ATEC09-U11a Conducted (DFS Bands) Rev A
Issue Date: 27th October 2015
Page: 236 of 266



POWER SPECTRAL DENSITY

Variant: 802.11n HT-20, Channel: 5320.00 MHz, Chain a, Temp: Ambient, Voltage: 12 Vdc



Analyser Setup	Marker:Frequency:Amplitude	Test Results
Detector = RMS Sweep Count = 100 RF Atten (dB) = 20 Trace Mode = VIEW	M1 : 5324.960 MHz : 3.993 dBm	Limit: ≤ 10.000 dBm

[back to matrix](#)

This test report may be reproduced in full only. The document may only be updated by MiCOM Labs personnel. All changes will be noted in the Document History section of the report.

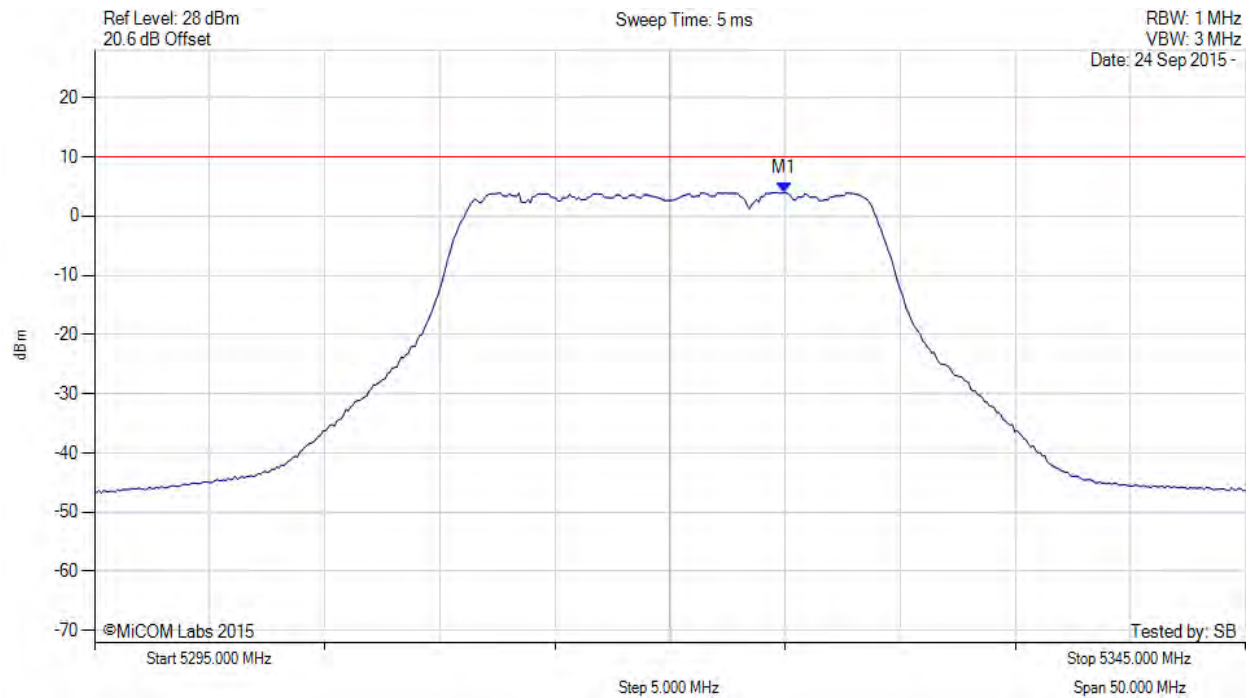


Title: Actiontec Electronics Inc WCB6240Q
To: FCC Part 15.407 + Industry Canada RSS-247 Issue 1
Serial #: ATEC09-U11a Conducted (DFS Bands) Rev A
Issue Date: 27th October 2015
Page: 237 of 266



POWER SPECTRAL DENSITY

Variant: 802.11n HT-20, Channel: 5320.00 MHz, SUM, Temp: Ambient, Voltage: 12 Vdc



Analyser Setup	Marker:Frequency:Amplitude	Test Results
Detector = RMS Sweep Count = 100 RF Atten (dB) = 20 Trace Mode = VIEW	M1 : 5325.000 MHz : 3.993 dBm M1 + DCCF : 5325.000 MHz : 4.081 dBm Duty Cycle Correction Factor : +0.09 dB	Limit: ≤ 10.0 dBm Margin: -5.9 dB

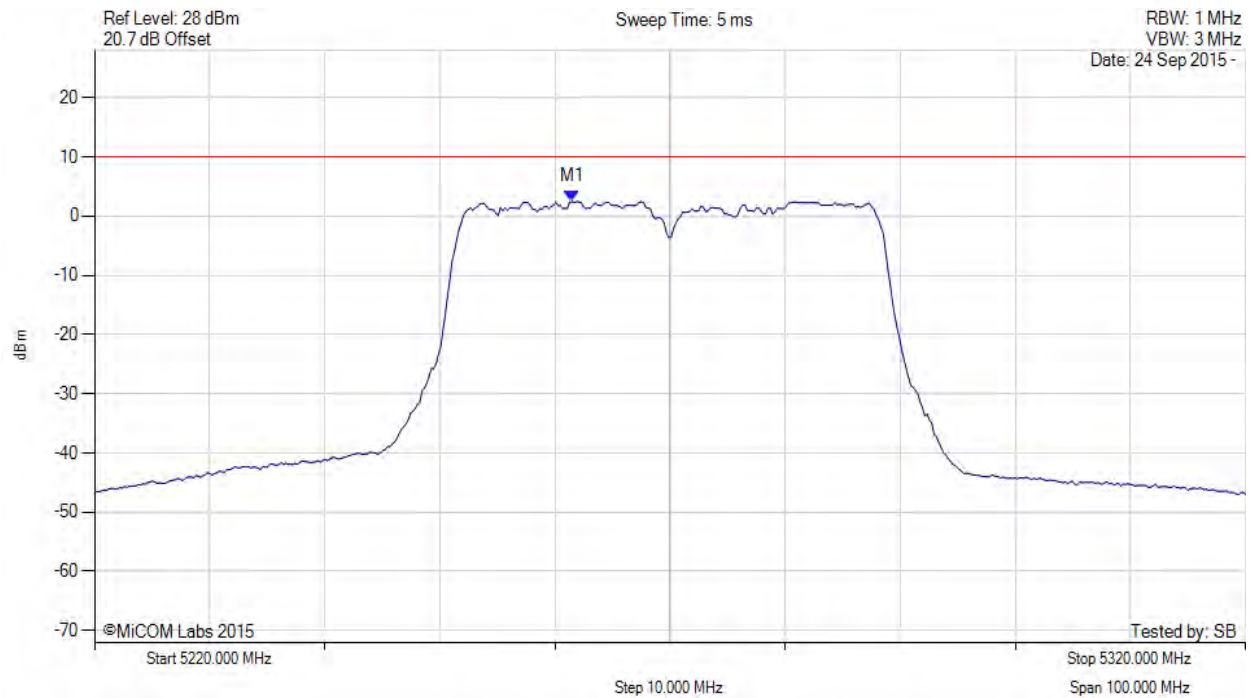
[back to matrix](#)

This test report may be reproduced in full only. The document may only be updated by MiCOM Labs personnel. All changes will be noted in the Document History section of the report.



POWER SPECTRAL DENSITY

Variant: 802.11n HT-40, Channel: 5270.00 MHz, Chain a, Temp: Ambient, Voltage: 12 Vdc



Analyser Setup	Marker:Frequency:Amplitude	Test Results
Detector = RMS Sweep Count = 100 RF Atten (dB) = 20 Trace Mode = VIEW	M1 : 5261.483 MHz : 2.448 dBm	Limit: ≤ 10.000 dBm

[back to matrix](#)

This test report may be reproduced in full only. The document may only be updated by MiCOM Labs personnel. All changes will be noted in the Document History section of the report.

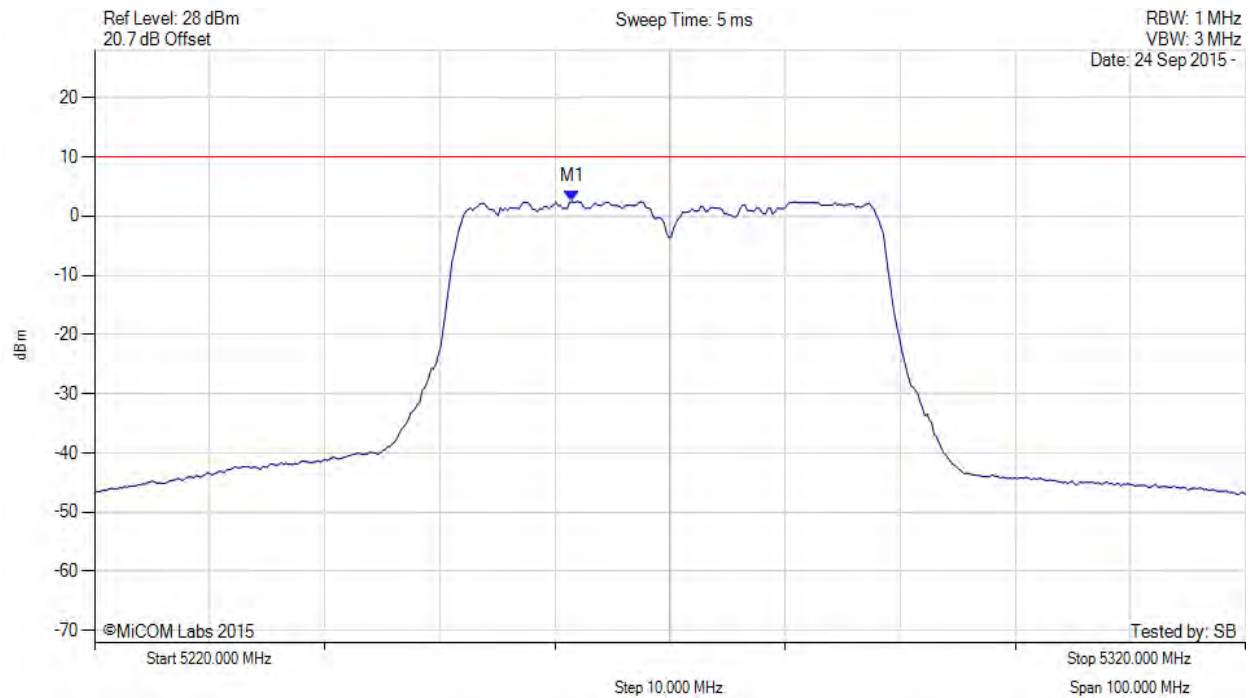


Title: Actiontec Electronics Inc WCB6240Q
To: FCC Part 15.407 + Industry Canada RSS-247 Issue 1
Serial #: ATEC09-U11a Conducted (DFS Bands) Rev A
Issue Date: 27th October 2015
Page: 239 of 266



POWER SPECTRAL DENSITY

Variant: 802.11n HT-40, Channel: 5270.00 MHz, SUM, Temp: Ambient, Voltage: 12 Vdc



Analyser Setup	Marker:Frequency:Amplitude	Test Results
Detector = RMS Sweep Count = 100 RF Atten (dB) = 20 Trace Mode = VIEW	M1 : 5261.500 MHz : 2.448 dBm M1 + DCCF : 5261.500 MHz : 2.580 dBm Duty Cycle Correction Factor : +0.13 dB	Limit: ≤ 10.0 dBm Margin: -7.4 dB

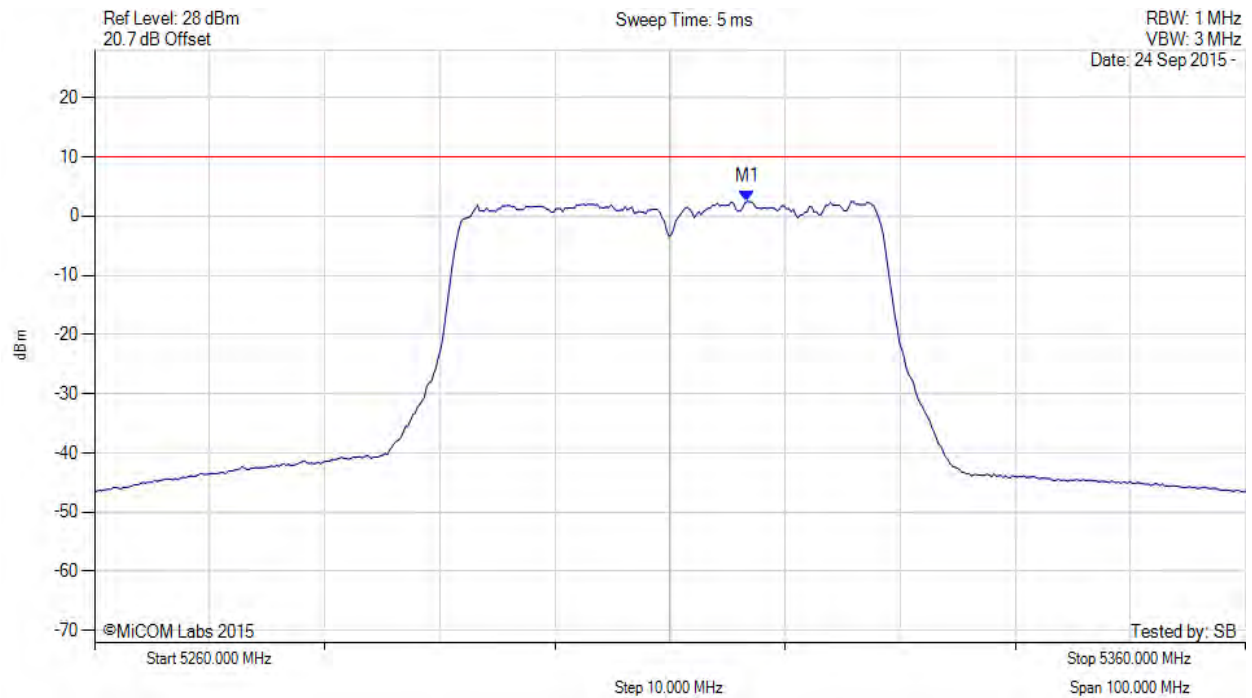
[back to matrix](#)

This test report may be reproduced in full only. The document may only be updated by MiCOM Labs personnel. All changes will be noted in the Document History section of the report.



POWER SPECTRAL DENSITY

Variant: 802.11n HT-40, Channel: 5310.00 MHz, Chain a, Temp: Ambient, Voltage: 12 Vdc



Analyser Setup	Marker:Frequency:Amplitude	Test Results
Detector = RMS Sweep Count = 100 RF Atten (dB) = 20 Trace Mode = VIEW	M1 : 5316.713 MHz : 2.500 dBm	Limit: ≤ 10.000 dBm

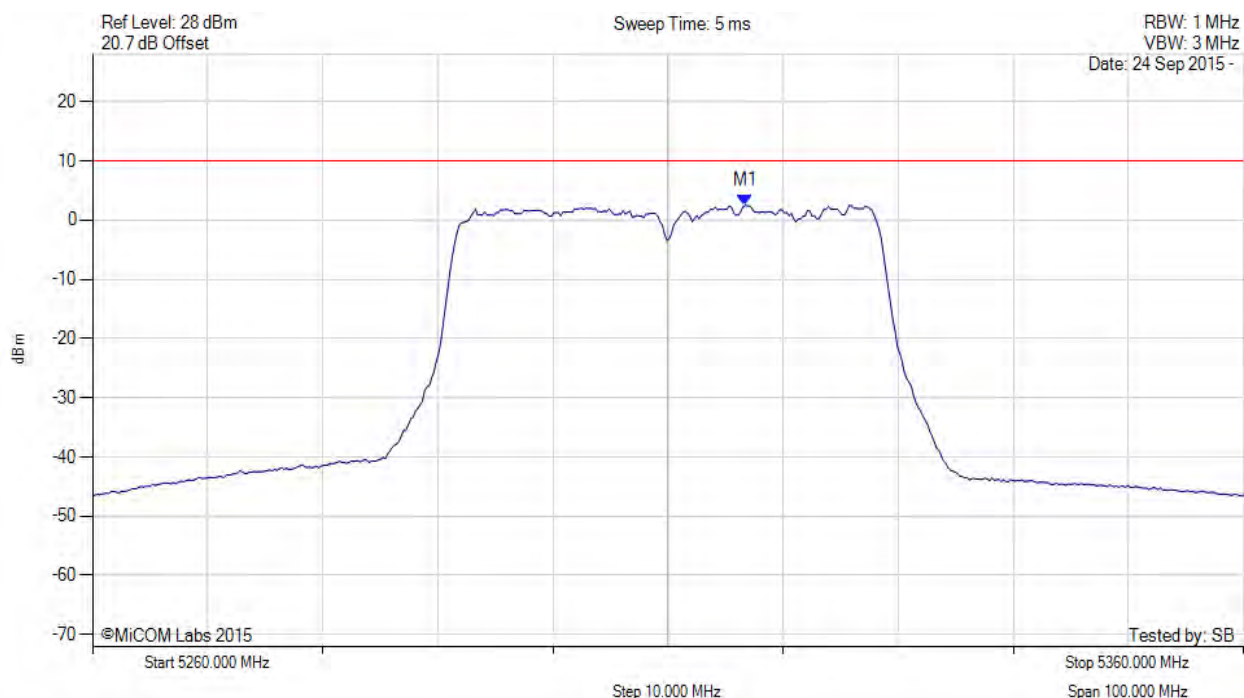
[back to matrix](#)

This test report may be reproduced in full only. The document may only be updated by MiCOM Labs personnel. All changes will be noted in the Document History section of the report.



POWER SPECTRAL DENSITY

Variant: 802.11n HT-40, Channel: 5310.00 MHz, SUM, Temp: Ambient, Voltage: 12 Vdc



Analyser Setup	Marker:Frequency:Amplitude	Test Results
Detector = RMS Sweep Count = 100 RF Atten (dB) = 20 Trace Mode = VIEW	M1 : 5316.700 MHz : 2.500 dBm M1 + DCCF : 5316.700 MHz : 2.632 dBm Duty Cycle Correction Factor : +0.13 dB	Limit: ≤ 10.0 dBm Margin: -7.4 dB

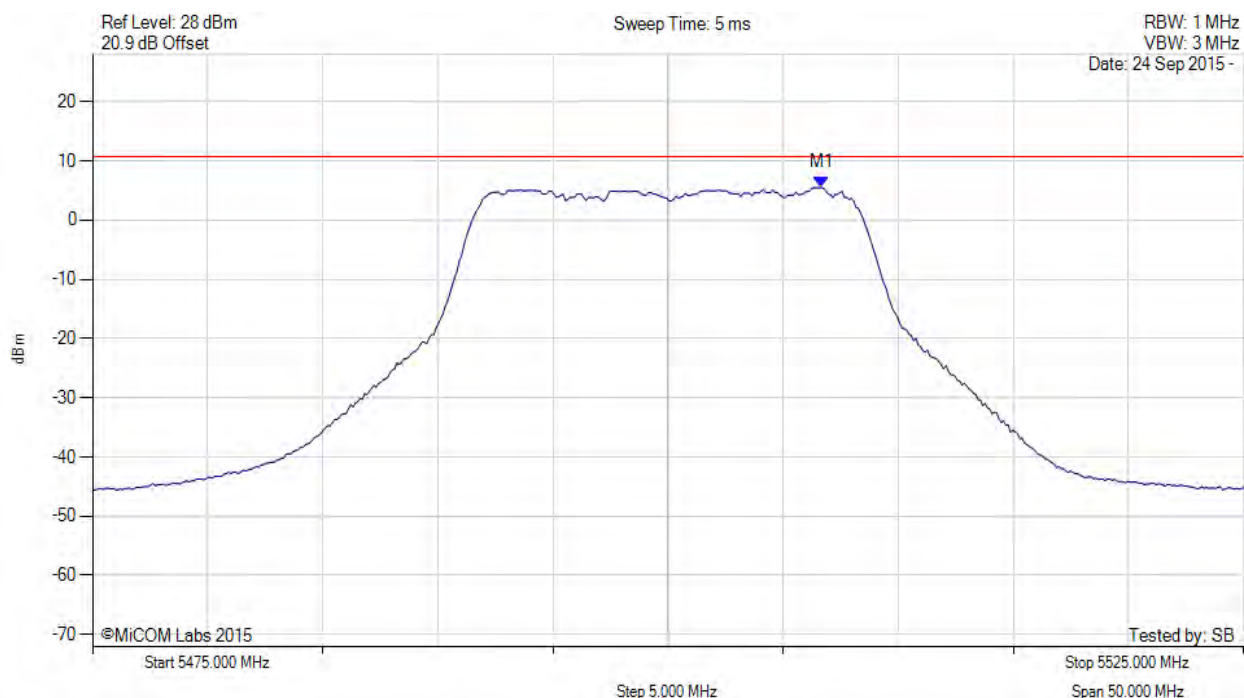
[back to matrix](#)

This test report may be reproduced in full only. The document may only be updated by MiCOM Labs personnel. All changes will be noted in the Document History section of the report.



POWER SPECTRAL DENSITY

Variant: 802.11a, Channel: 5500.00 MHz, Chain a, Temp: Ambient, Voltage: 12 Vdc



Analyser Setup	Marker:Frequency:Amplitude	Test Results
Detector = RMS Sweep Count = 100 RF Atten (dB) = 20 Trace Mode = VIEW	M1 : 5506.663 MHz : 5.490 dBm	Limit: ≤ 10.700 dBm

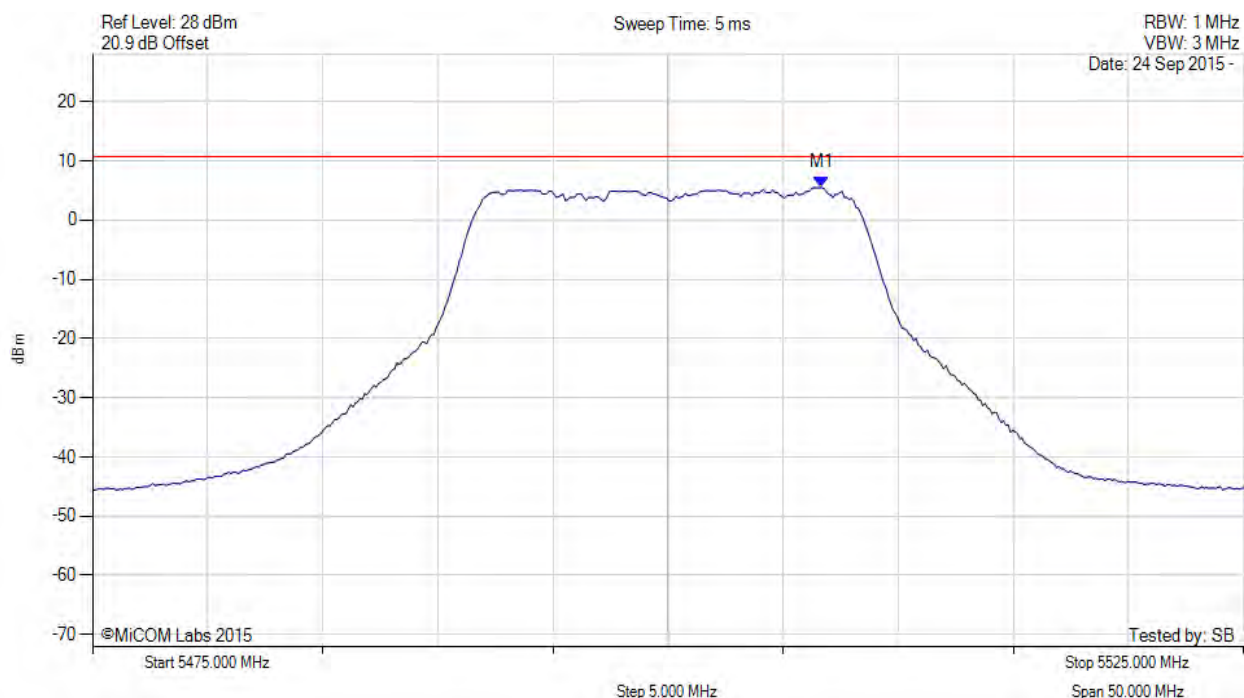
[back to matrix](#)

This test report may be reproduced in full only. The document may only be updated by MiCOM Labs personnel. All changes will be noted in the Document History section of the report.



POWER SPECTRAL DENSITY

Variant: 802.11a, Channel: 5500.00 MHz, SUM, Temp: Ambient, Voltage: 12 Vdc



Analyser Setup	Marker:Frequency:Amplitude	Test Results
Detector = RMS Sweep Count = 100 RF Atten (dB) = 20 Trace Mode = VIEW	M1 : 5506.700 MHz : 5.490 dBm M1 + DCCF : 5506.700 MHz : 5.578 dBm Duty Cycle Correction Factor : +0.09 dB	Limit: ≤ 10.7 dBm Margin: -5.1 dB

[back to matrix](#)

This test report may be reproduced in full only. The document may only be updated by MiCOM Labs personnel. All changes will be noted in the Document History section of the report.

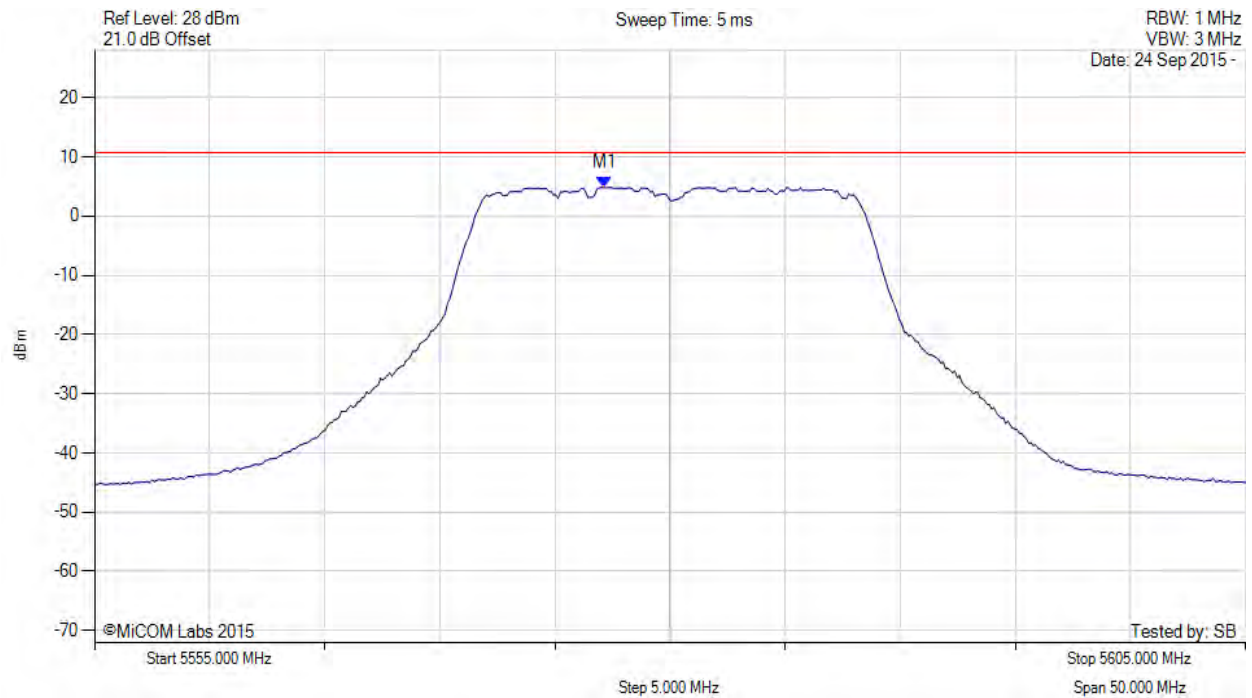


Title: Actiontec Electronics Inc WCB6240Q
To: FCC Part 15.407 + Industry Canada RSS-247 Issue 1
Serial #: ATEC09-U11a Conducted (DFS Bands) Rev A
Issue Date: 27th October 2015
Page: 244 of 266



POWER SPECTRAL DENSITY

Variant: 802.11a, Channel: 5580.00 MHz, Chain a, Temp: Ambient, Voltage: 12 Vdc



Analyser Setup	Marker:Frequency:Amplitude	Test Results
Detector = RMS Sweep Count = 100 RF Atten (dB) = 20 Trace Mode = VIEW	M1 : 5577.144 MHz : 4.843 dBm	Limit: ≤ 10.700 dBm

[back to matrix](#)

This test report may be reproduced in full only. The document may only be updated by MiCOM Labs personnel. All changes will be noted in the Document History section of the report.

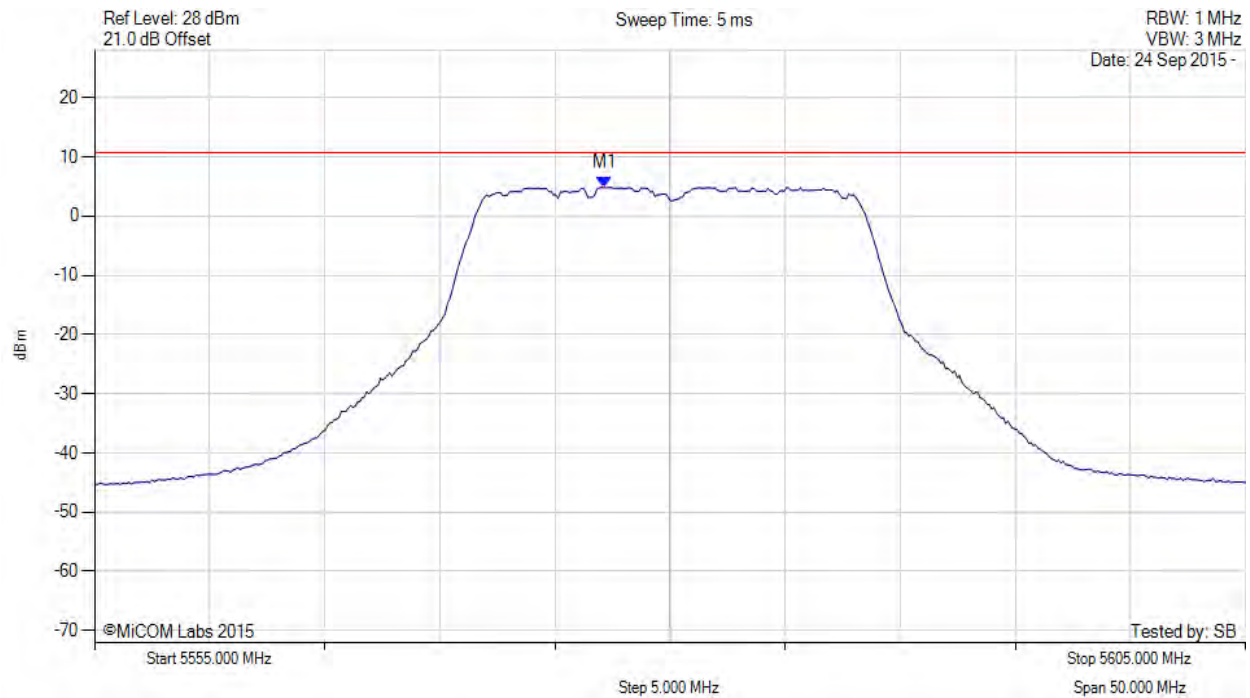


Title: Actiontec Electronics Inc WCB6240Q
To: FCC Part 15.407 + Industry Canada RSS-247 Issue 1
Serial #: ATEC09-U11a Conducted (DFS Bands) Rev A
Issue Date: 27th October 2015
Page: 245 of 266



POWER SPECTRAL DENSITY

Variant: 802.11a, Channel: 5580.00 MHz, SUM, Temp: Ambient, Voltage: 12 Vdc



Analyser Setup	Marker:Frequency:Amplitude	Test Results
Detector = RMS Sweep Count = 100 RF Atten (dB) = 20 Trace Mode = VIEW	M1 : 5577.100 MHz : 4.843 dBm M1 + DCCF : 5577.100 MHz : 4.931 dBm Duty Cycle Correction Factor : +0.09 dB	Limit: ≤ 10.7 dBm Margin: -5.8 dB

[back to matrix](#)

This test report may be reproduced in full only. The document may only be updated by MiCOM Labs personnel. All changes will be noted in the Document History section of the report.

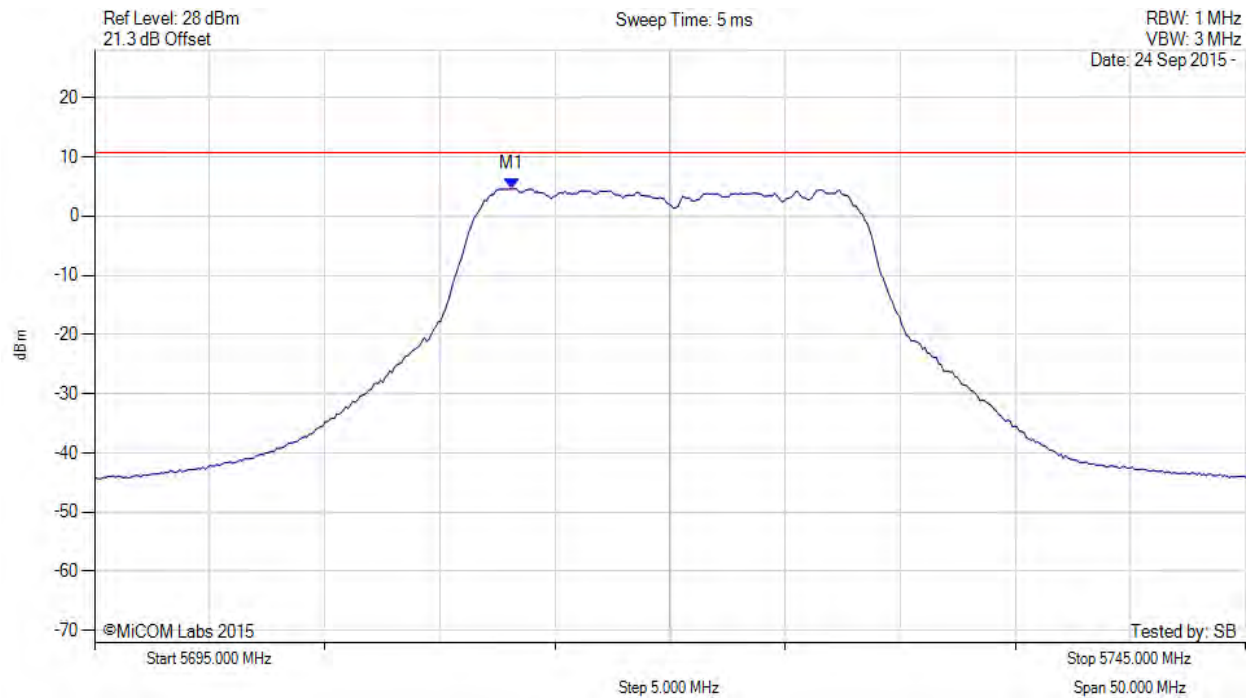


Title: Actiontec Electronics Inc WCB6240Q
To: FCC Part 15.407 + Industry Canada RSS-247 Issue 1
Serial #: ATEC09-U11a Conducted (DFS Bands) Rev A
Issue Date: 27th October 2015
Page: 246 of 266



POWER SPECTRAL DENSITY

Variant: 802.11a, Channel: 5720.00 MHz, Chain a, Temp: Ambient, Voltage: 12 Vdc



Analyser Setup	Marker:Frequency:Amplitude	Test Results
Detector = RMS Sweep Count = 100 RF Atten (dB) = 20 Trace Mode = VIEW	M1 : 5713.136 MHz : 4.586 dBm	Limit: ≤ 10.700 dBm

[back to matrix](#)

This test report may be reproduced in full only. The document may only be updated by MiCOM Labs personnel. All changes will be noted in the Document History section of the report.

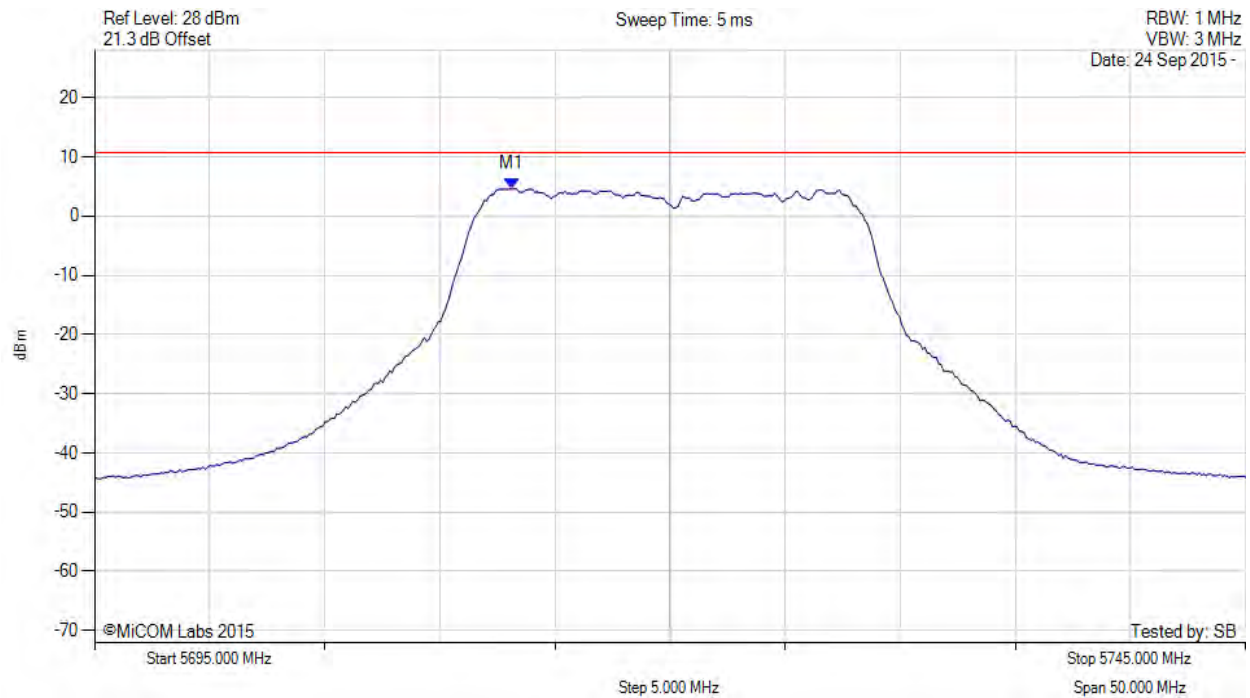


Title: Actiontec Electronics Inc WCB6240Q
To: FCC Part 15.407 + Industry Canada RSS-247 Issue 1
Serial #: ATEC09-U11a Conducted (DFS Bands) Rev A
Issue Date: 27th October 2015
Page: 247 of 266



POWER SPECTRAL DENSITY

Variant: 802.11a, Channel: 5720.00 MHz, SUM, Temp: Ambient, Voltage: 12 Vdc



Analyser Setup	Marker:Frequency:Amplitude	Test Results
Detector = RMS Sweep Count = 100 RF Atten (dB) = 20 Trace Mode = VIEW	M1 : 5713.100 MHz : 4.586 dBm M1 + DCCF : 5713.100 MHz : 4.674 dBm Duty Cycle Correction Factor : +0.09 dB	Limit: ≤ 10.7 dBm Margin: -6.0 dB

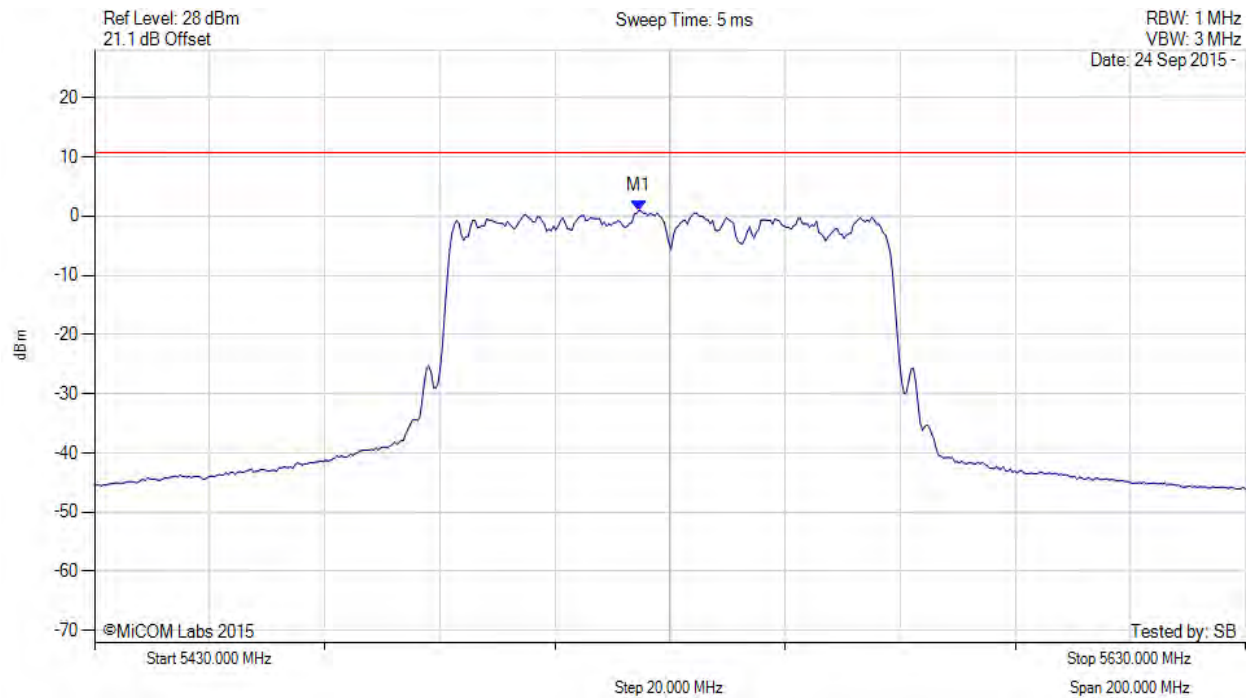
[back to matrix](#)

This test report may be reproduced in full only. The document may only be updated by MiCOM Labs personnel. All changes will be noted in the Document History section of the report.



POWER SPECTRAL DENSITY

Variant: 802.11ac-80, Channel: 5530.00 MHz, Chain a, Temp: Ambient, Voltage: 12 Vdc



Analyser Setup	Marker:Frequency:Amplitude	Test Results
Detector = RMS Sweep Count = 100 RF Atten (dB) = 20 Trace Mode = VIEW	M1 : 5524.589 MHz : 0.932 dBm	Limit: ≤ 10.700 dBm

[back to matrix](#)

This test report may be reproduced in full only. The document may only be updated by MiCOM Labs personnel. All changes will be noted in the Document History section of the report.

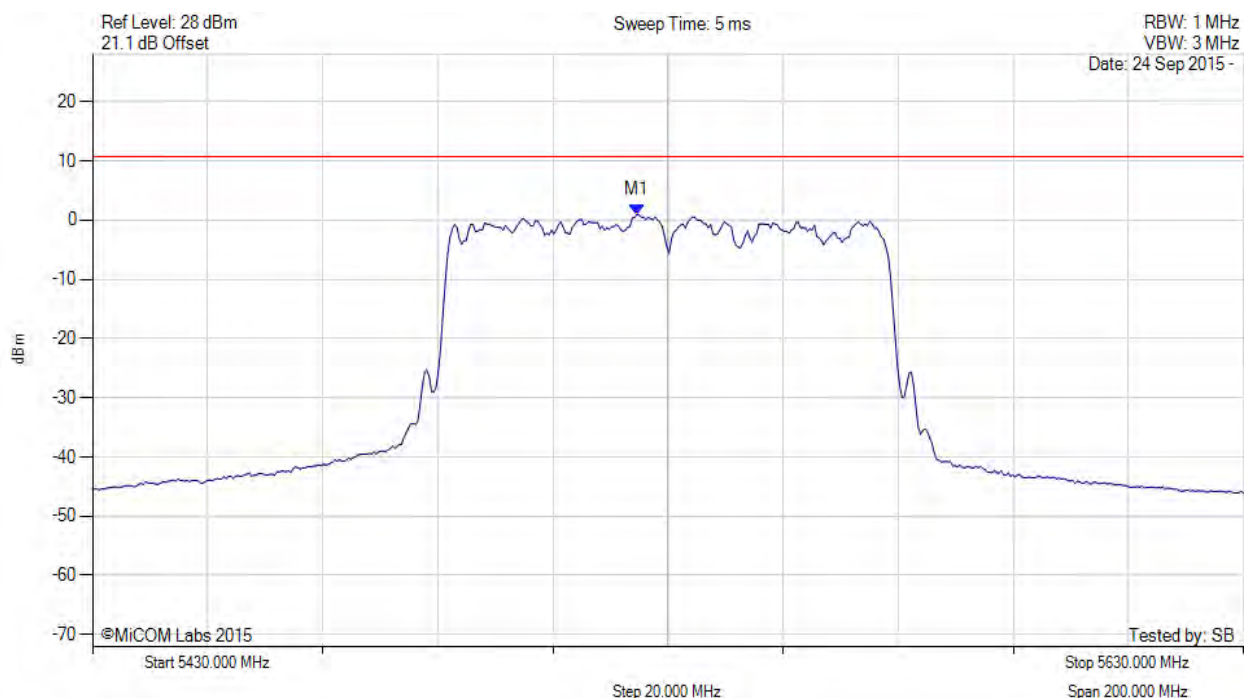


Title: Actiontec Electronics Inc WCB6240Q
To: FCC Part 15.407 + Industry Canada RSS-247 Issue 1
Serial #: ATEC09-U11a Conducted (DFS Bands) Rev A
Issue Date: 27th October 2015
Page: 249 of 266



POWER SPECTRAL DENSITY

Variant: 802.11ac-80, Channel: 5530.00 MHz, SUM, Temp: Ambient, Voltage: 12 Vdc



Analyser Setup	Marker:Frequency:Amplitude	Test Results
Detector = RMS Sweep Count = 100 RF Atten (dB) = 20 Trace Mode = VIEW	M1 : 5524.600 MHz : 0.932 dBm M1 + DCCF : 5524.600 MHz : 1.109 dBm Duty Cycle Correction Factor : +0.18 dB	Limit: ≤ 10.7 dBm Margin: -9.6 dB

[back to matrix](#)

This test report may be reproduced in full only. The document may only be updated by MiCOM Labs personnel. All changes will be noted in the Document History section of the report.

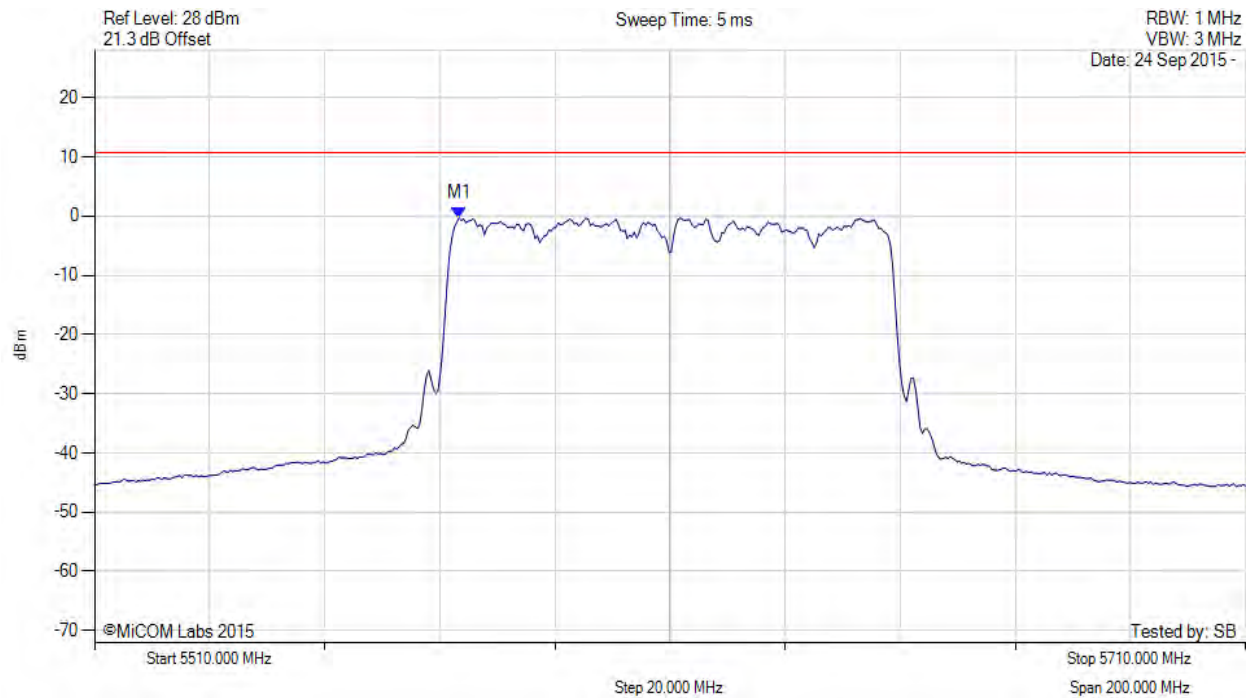


Title: Actiontec Electronics Inc WCB6240Q
To: FCC Part 15.407 + Industry Canada RSS-247 Issue 1
Serial #: ATEC09-U11a Conducted (DFS Bands) Rev A
Issue Date: 27th October 2015
Page: 250 of 266



POWER SPECTRAL DENSITY

Variant: 802.11ac-80, Channel: 5610.00 MHz, Chain a, Temp: Ambient, Voltage: 12 Vdc



Analyser Setup	Marker:Frequency:Amplitude	Test Results
Detector = RMS Sweep Count = 100 RF Atten (dB) = 20 Trace Mode = VIEW	M1 : 5573.327 MHz : -0.285 dBm	Limit: ≤ 10.700 dBm

[back to matrix](#)

This test report may be reproduced in full only. The document may only be updated by MiCOM Labs personnel. All changes will be noted in the Document History section of the report.

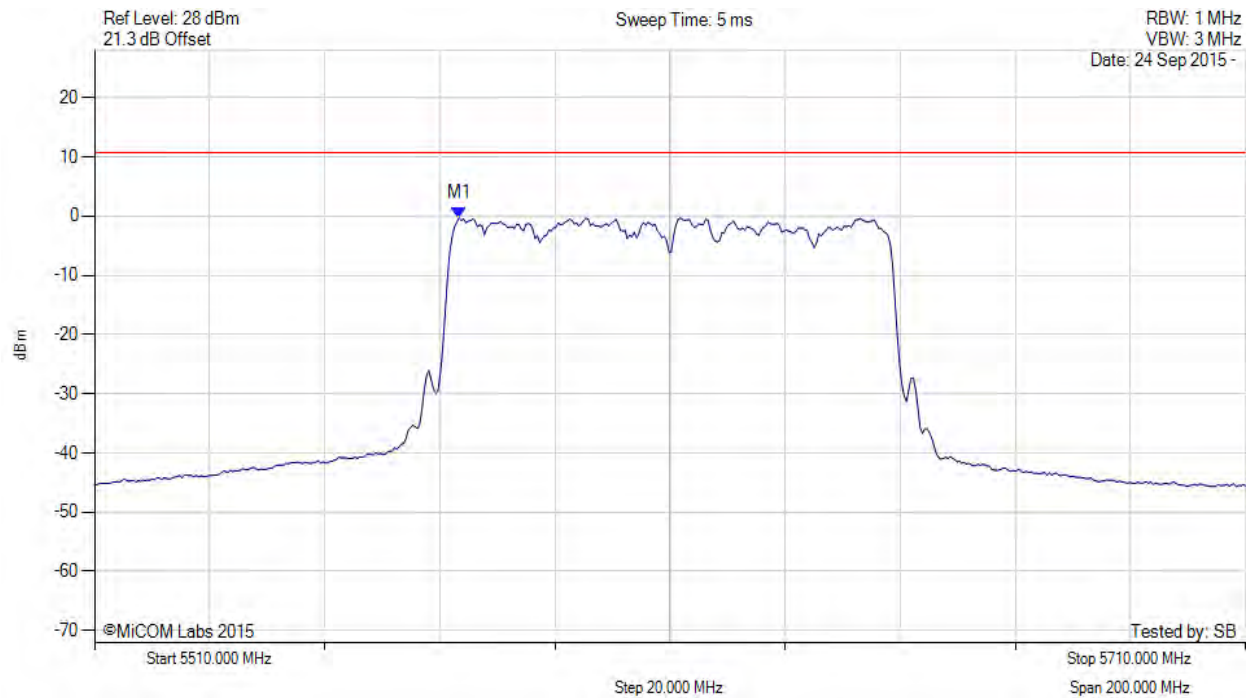


Title: Actiontec Electronics Inc WCB6240Q
To: FCC Part 15.407 + Industry Canada RSS-247 Issue 1
Serial #: ATEC09-U11a Conducted (DFS Bands) Rev A
Issue Date: 27th October 2015
Page: 251 of 266



POWER SPECTRAL DENSITY

Variant: 802.11ac-80, Channel: 5610.00 MHz, SUM, Temp: Ambient, Voltage: 12 Vdc



Analyser Setup	Marker:Frequency:Amplitude	Test Results
Detector = RMS Sweep Count = 100 RF Atten (dB) = 20 Trace Mode = VIEW	M1 : 5573.300 MHz : -0.285 dBm M1 + DCCF : 5573.300 MHz : -0.108 dBm Duty Cycle Correction Factor : +0.18 dB	Limit: ≤ 10.7 dBm Margin: -10.8 dB

[back to matrix](#)

This test report may be reproduced in full only. The document may only be updated by MiCOM Labs personnel. All changes will be noted in the Document History section of the report.

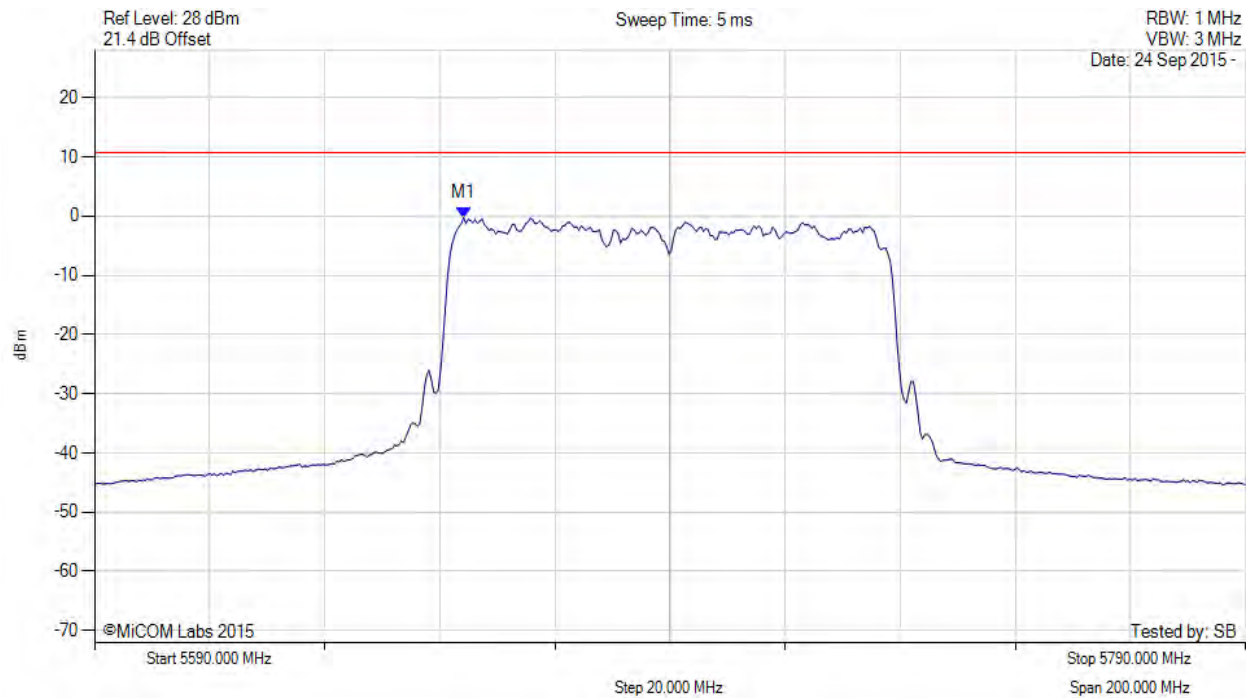


Title: Actiontec Electronics Inc WCB6240Q
To: FCC Part 15.407 + Industry Canada RSS-247 Issue 1
Serial #: ATEC09-U11a Conducted (DFS Bands) Rev A
Issue Date: 27th October 2015
Page: 252 of 266



POWER SPECTRAL DENSITY

Variant: 802.11ac-80, Channel: 5690.00 MHz, Chain a, Temp: Ambient, Voltage: 12 Vdc



Analyser Setup	Marker:Frequency:Amplitude	Test Results
Detector = RMS Sweep Count = 100 RF Atten (dB) = 20 Trace Mode = VIEW	M1 : 5654.128 MHz : -0.212 dBm	Limit: ≤ 10.700 dBm

[back to matrix](#)

This test report may be reproduced in full only. The document may only be updated by MiCOM Labs personnel. All changes will be noted in the Document History section of the report.

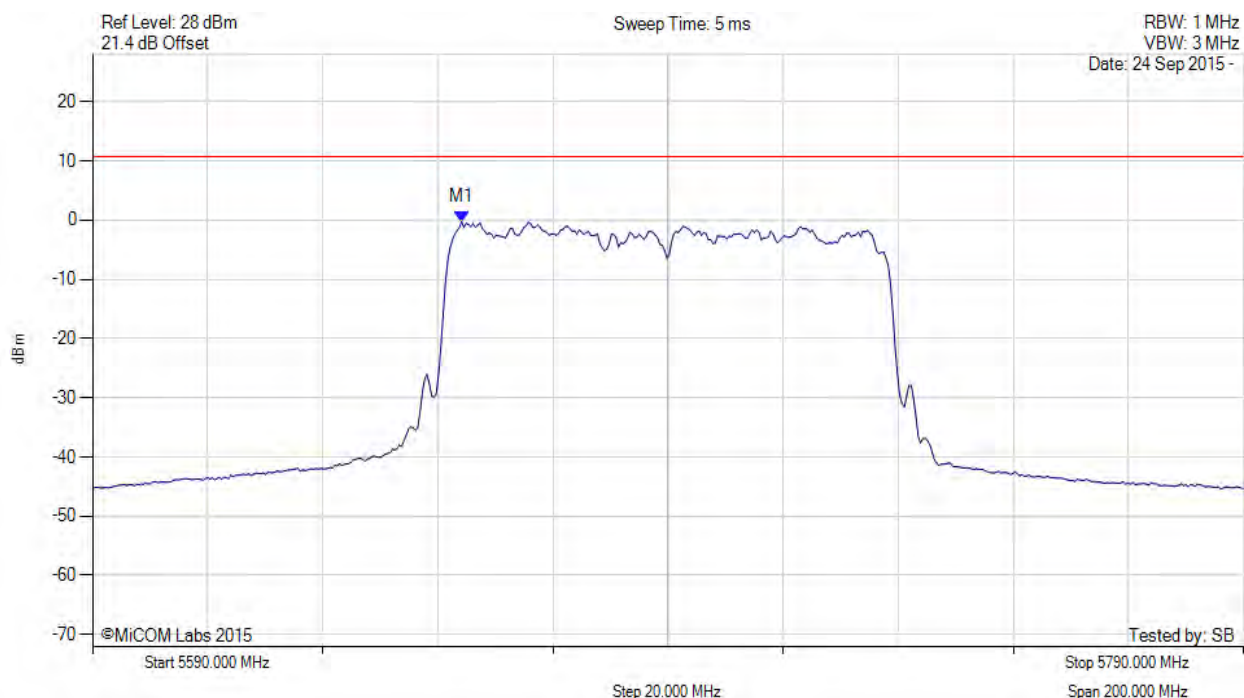


Title: Actiontec Electronics Inc WCB6240Q
To: FCC Part 15.407 + Industry Canada RSS-247 Issue 1
Serial #: ATEC09-U11a Conducted (DFS Bands) Rev A
Issue Date: 27th October 2015
Page: 253 of 266



POWER SPECTRAL DENSITY

Variant: 802.11ac-80, Channel: 5690.00 MHz, SUM, Temp: Ambient, Voltage: 12 Vdc



Analyser Setup	Marker:Frequency:Amplitude	Test Results
Detector = RMS Sweep Count = 100 RF Atten (dB) = 20 Trace Mode = VIEW	M1 : 5654.100 MHz : -0.212 dBm M1 + DCCF : 5654.100 MHz : -0.035 dBm Duty Cycle Correction Factor : +0.18 dB	Limit: ≤ 10.7 dBm Margin: -10.7 dB

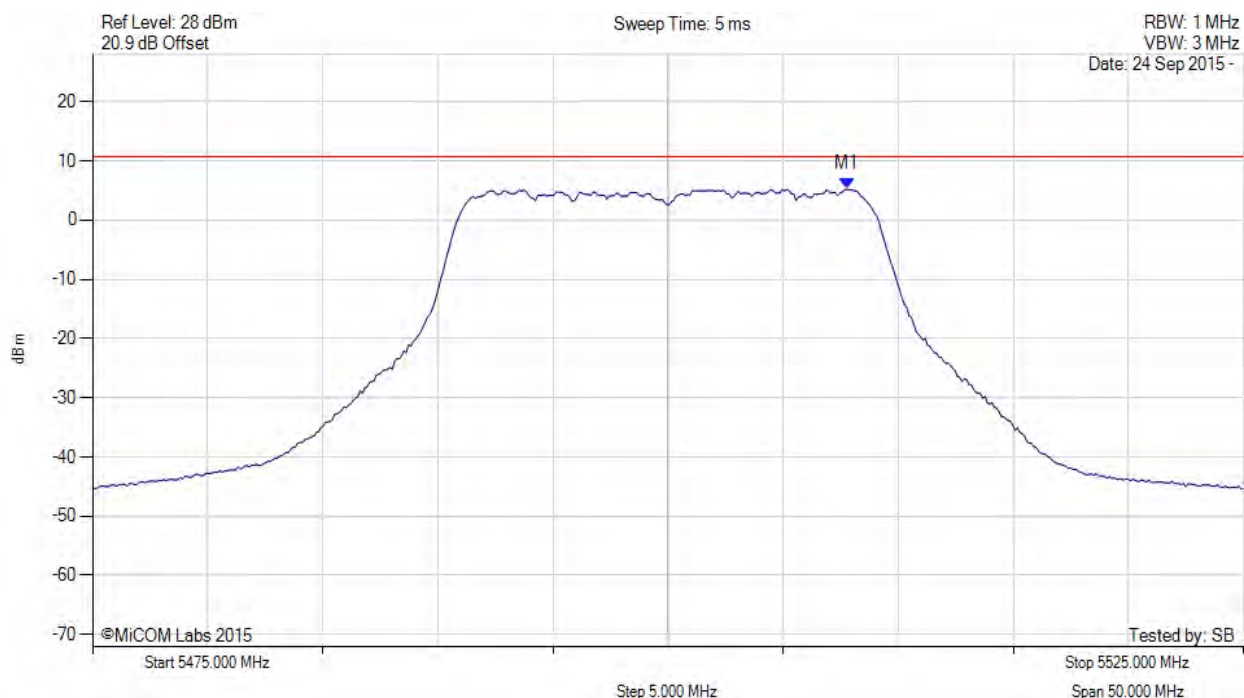
[back to matrix](#)

This test report may be reproduced in full only. The document may only be updated by MiCOM Labs personnel. All changes will be noted in the Document History section of the report.



POWER SPECTRAL DENSITY

Variant: 802.11n HT-20, Channel: 5500.00 MHz, Chain a, Temp: Ambient, Voltage: 12 Vdc



Analyser Setup	Marker:Frequency:Amplitude	Test Results
Detector = RMS Sweep Count = 100 RF Atten (dB) = 20 Trace Mode = VIEW	M1 : 5507.766 MHz : 5.222 dBm	Limit: ≤ 10.700 dBm

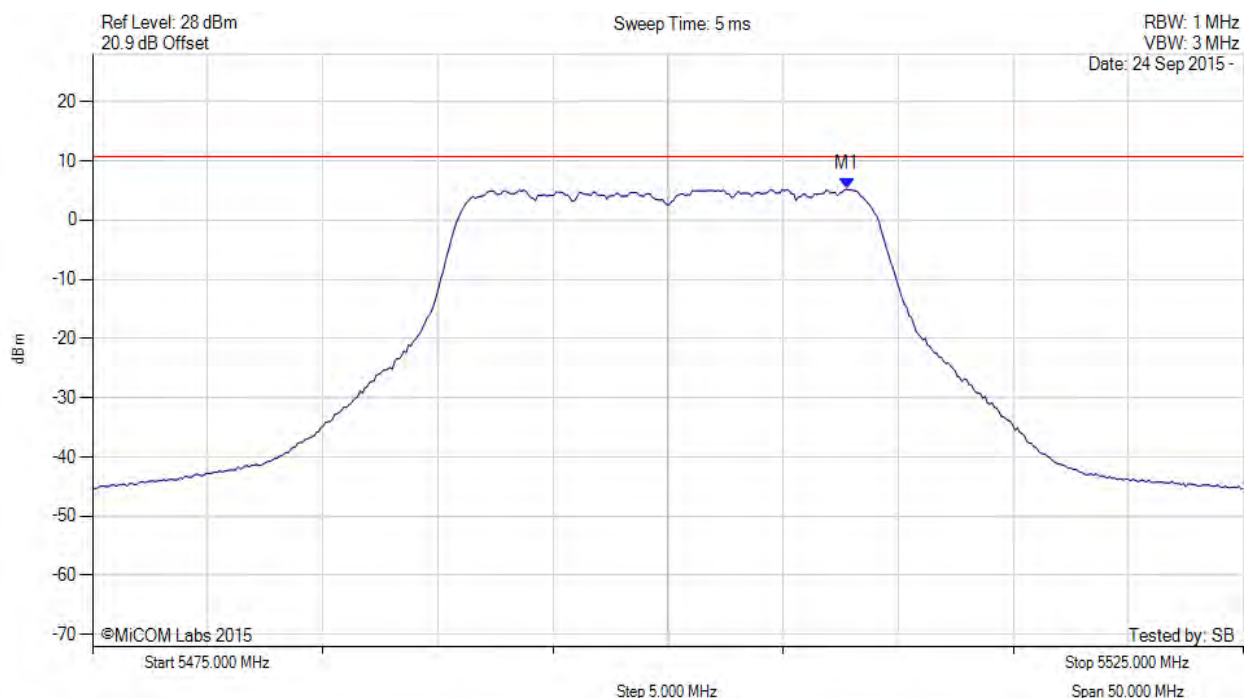
[back to matrix](#)

This test report may be reproduced in full only. The document may only be updated by MiCOM Labs personnel. All changes will be noted in the Document History section of the report.



POWER SPECTRAL DENSITY

Variant: 802.11n HT-20, Channel: 5500.00 MHz, SUM, Temp: Ambient, Voltage: 12 Vdc



Analyser Setup	Marker:Frequency:Amplitude	Test Results
Detector = RMS Sweep Count = 100 RF Atten (dB) = 20 Trace Mode = VIEW	M1 : 5507.800 MHz : 5.222 dBm M1 + DCCF : 5507.800 MHz : 5.310 dBm Duty Cycle Correction Factor : +0.09 dB	Limit: ≤ 10.7 dBm Margin: -5.4 dB

[back to matrix](#)

This test report may be reproduced in full only. The document may only be updated by MiCOM Labs personnel. All changes will be noted in the Document History section of the report.

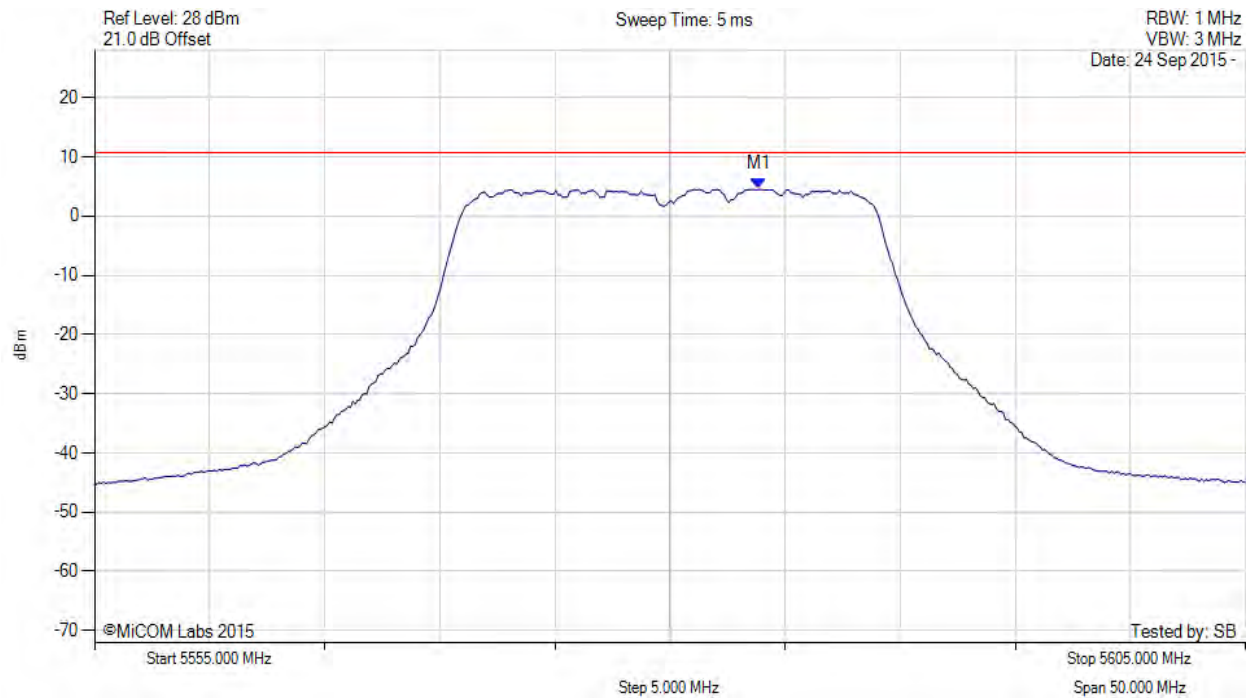


Title: Actiontec Electronics Inc WCB6240Q
To: FCC Part 15.407 + Industry Canada RSS-247 Issue 1
Serial #: ATEC09-U11a Conducted (DFS Bands) Rev A
Issue Date: 27th October 2015
Page: 256 of 266



POWER SPECTRAL DENSITY

Variant: 802.11n HT-20, Channel: 5580.00 MHz, Chain a, Temp: Ambient, Voltage: 12 Vdc



Analyser Setup	Marker:Frequency:Amplitude	Test Results
Detector = RMS Sweep Count = 100 RF Atten (dB) = 20 Trace Mode = VIEW	M1 : 5583.858 MHz : 4.515 dBm	Limit: ≤ 10.700 dBm

[back to matrix](#)

This test report may be reproduced in full only. The document may only be updated by MiCOM Labs personnel. All changes will be noted in the Document History section of the report.

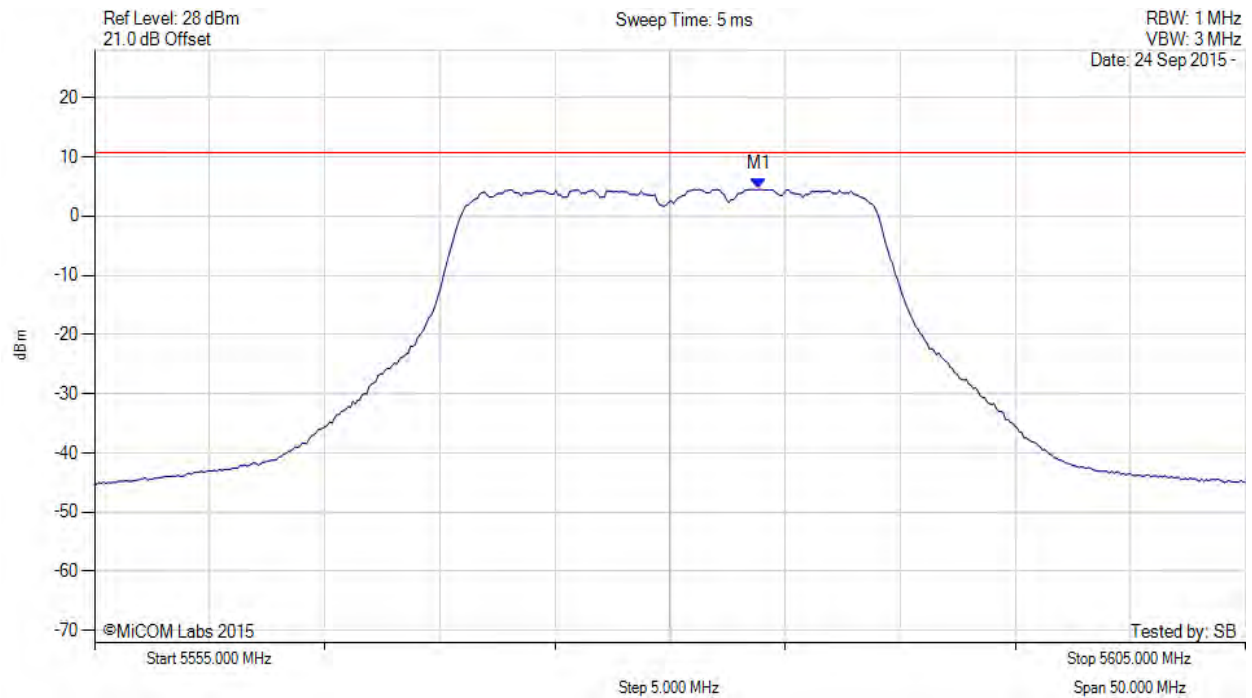


Title: Actiontec Electronics Inc WCB6240Q
To: FCC Part 15.407 + Industry Canada RSS-247 Issue 1
Serial #: ATEC09-U11a Conducted (DFS Bands) Rev A
Issue Date: 27th October 2015
Page: 257 of 266



POWER SPECTRAL DENSITY

Variant: 802.11n HT-20, Channel: 5580.00 MHz, SUM, Temp: Ambient, Voltage: 12 Vdc



Analyser Setup	Marker:Frequency:Amplitude	Test Results
Detector = RMS Sweep Count = 100 RF Atten (dB) = 20 Trace Mode = VIEW	M1 : 5583.900 MHz : 4.515 dBm M1 + DCCF : 5583.900 MHz : 4.603 dBm Duty Cycle Correction Factor : +0.09 dB	Limit: ≤ 10.7 dBm Margin: -6.1 dB

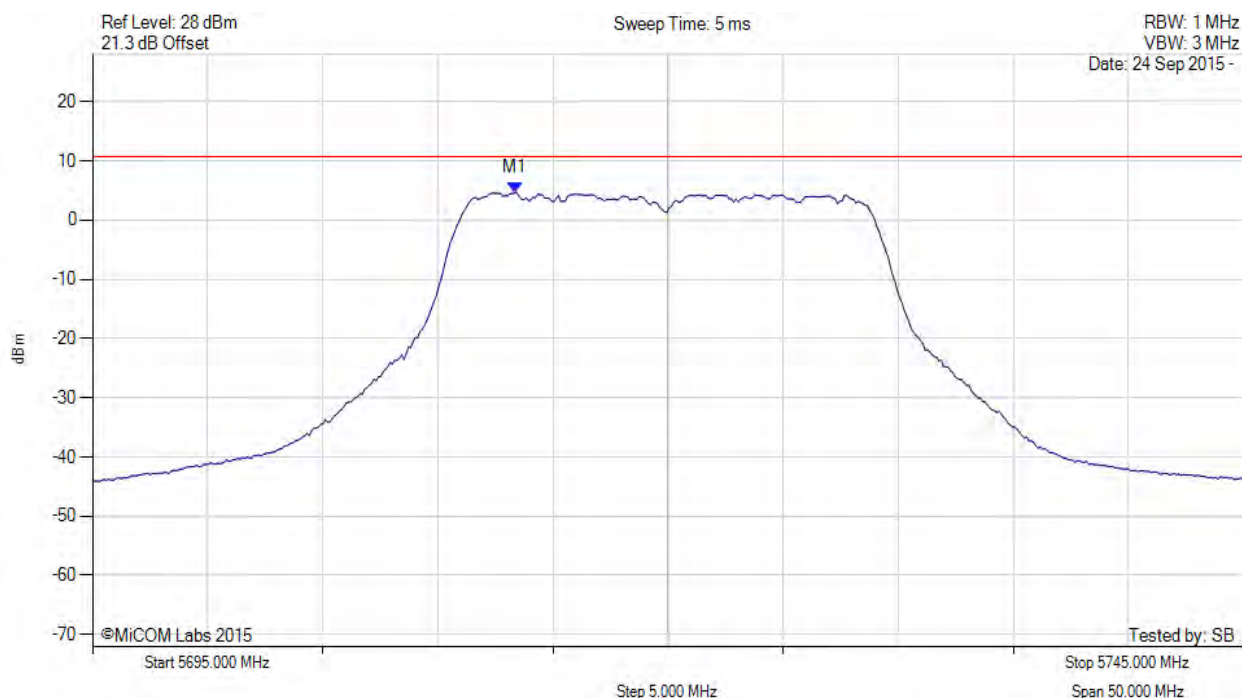
[back to matrix](#)

This test report may be reproduced in full only. The document may only be updated by MiCOM Labs personnel. All changes will be noted in the Document History section of the report.



POWER SPECTRAL DENSITY

Variant: 802.11n HT-20, Channel: 5720.00 MHz, Chain a, Temp: Ambient, Voltage: 12 Vdc



Analyser Setup	Marker:Frequency:Amplitude	Test Results
Detector = RMS Sweep Count = 100 RF Atten (dB) = 20 Trace Mode = VIEW	M1 : 5713.337 MHz : 4.587 dBm	Limit: ≤ 10.700 dBm

[back to matrix](#)

This test report may be reproduced in full only. The document may only be updated by MiCOM Labs personnel. All changes will be noted in the Document History section of the report.

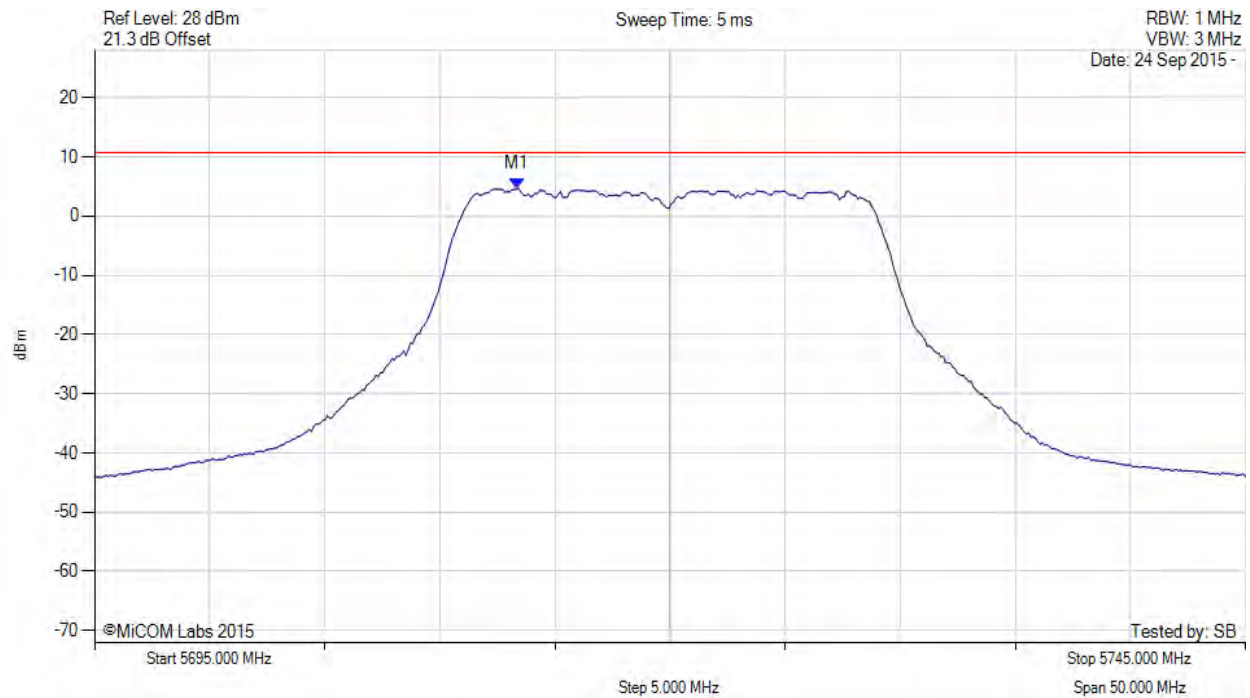


Title: Actiontec Electronics Inc WCB6240Q
To: FCC Part 15.407 + Industry Canada RSS-247 Issue 1
Serial #: ATEC09-U11a Conducted (DFS Bands) Rev A
Issue Date: 27th October 2015
Page: 259 of 266



POWER SPECTRAL DENSITY

Variant: 802.11n HT-20, Channel: 5720.00 MHz, SUM, Temp: Ambient, Voltage: 12 Vdc



Analyser Setup	Marker:Frequency:Amplitude	Test Results
Detector = RMS Sweep Count = 100 RF Atten (dB) = 20 Trace Mode = VIEW	M1 : 5713.300 MHz : 4.587 dBm M1 + DCCF : 5713.300 MHz : 4.675 dBm Duty Cycle Correction Factor : +0.09 dB	Limit: ≤ 10.7 dBm Margin: -6.0 dB

[back to matrix](#)

This test report may be reproduced in full only. The document may only be updated by MiCOM Labs personnel. All changes will be noted in the Document History section of the report.

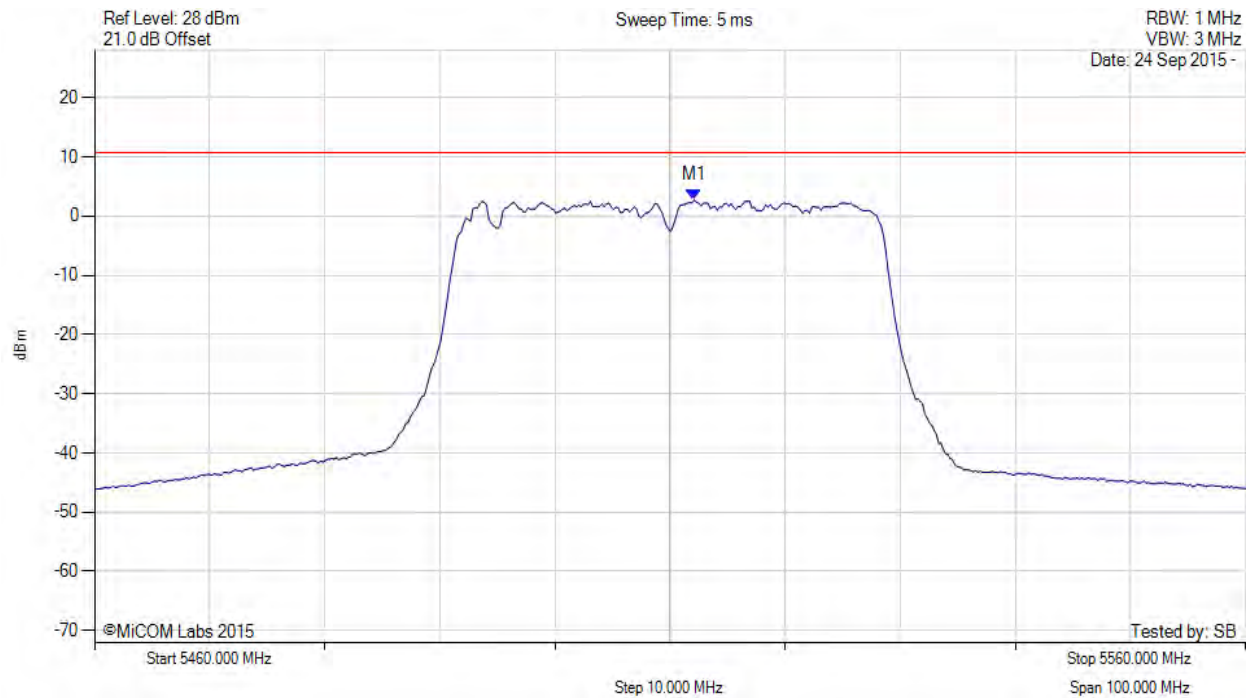


Title: Actiontec Electronics Inc WCB6240Q
To: FCC Part 15.407 + Industry Canada RSS-247 Issue 1
Serial #: ATEC09-U11a Conducted (DFS Bands) Rev A
Issue Date: 27th October 2015
Page: 260 of 266



POWER SPECTRAL DENSITY

Variant: 802.11n HT-40, Channel: 5510.00 MHz, Chain a, Temp: Ambient, Voltage: 12 Vdc



Analyser Setup	Marker:Frequency:Amplitude	Test Results
Detector = RMS Sweep Count = 100 RF Atten (dB) = 20 Trace Mode = VIEW	M1 : 5512.104 MHz : 2.693 dBm	Limit: ≤ 10.700 dBm

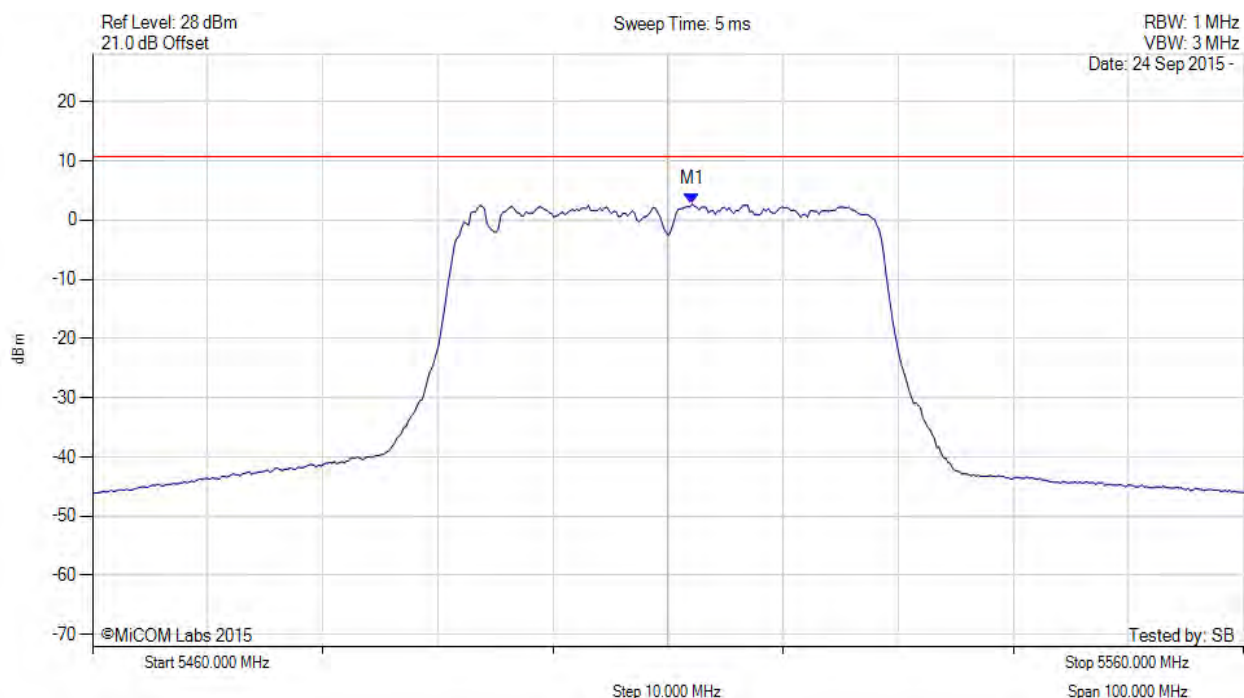
[back to matrix](#)

This test report may be reproduced in full only. The document may only be updated by MiCOM Labs personnel. All changes will be noted in the Document History section of the report.



POWER SPECTRAL DENSITY

Variant: 802.11n HT-40, Channel: 5510.00 MHz, SUM, Temp: Ambient, Voltage: 12 Vdc



Analyser Setup	Marker:Frequency:Amplitude	Test Results
Detector = RMS Sweep Count = 100 RF Atten (dB) = 20 Trace Mode = VIEW	M1 : 5512.100 MHz : 2.693 dBm M1 + DCCF : 5512.100 MHz : 2.870 dBm Duty Cycle Correction Factor : +0.18 dB	Limit: ≤ 10.7 dBm Margin: -7.8 dB

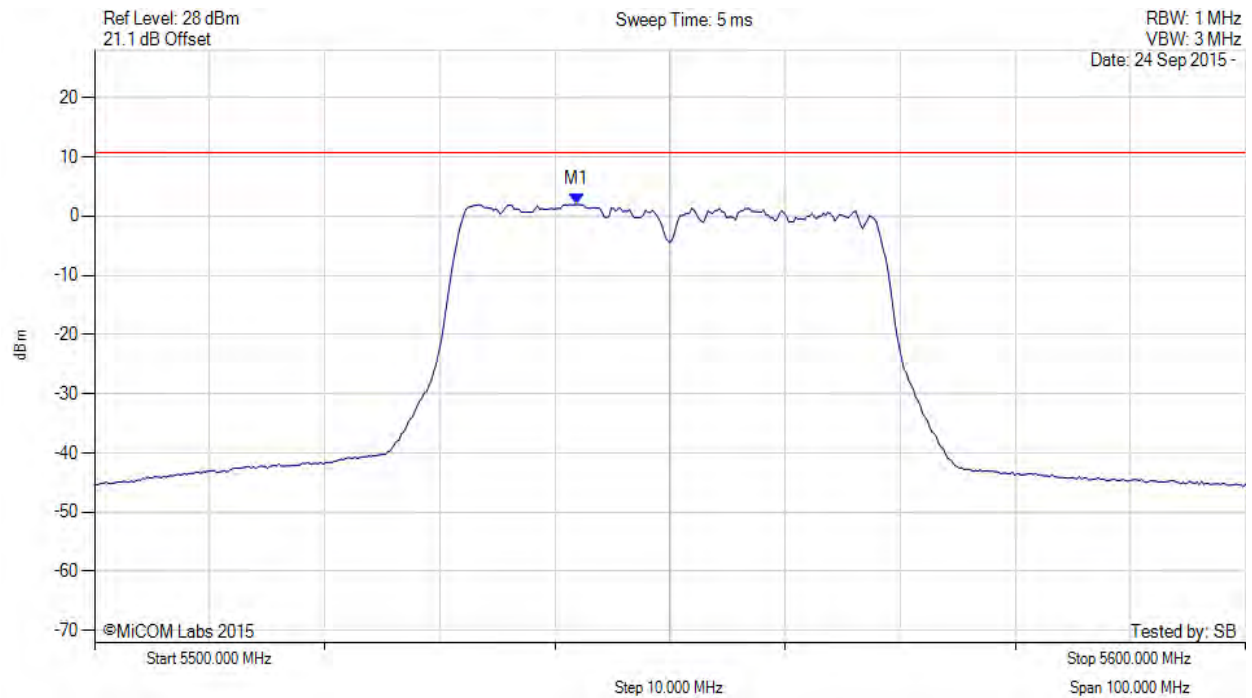
[back to matrix](#)

This test report may be reproduced in full only. The document may only be updated by MiCOM Labs personnel. All changes will be noted in the Document History section of the report.



POWER SPECTRAL DENSITY

Variant: 802.11n HT-40, Channel: 5550.00 MHz, Chain a, Temp: Ambient, Voltage: 12 Vdc



Analyser Setup	Marker:Frequency:Amplitude	Test Results
Detector = RMS Sweep Count = 100 RF Atten (dB) = 20 Trace Mode = VIEW	M1 : 5541.884 MHz : 1.965 dBm	Limit: ≤ 10.700 dBm

[back to matrix](#)

This test report may be reproduced in full only. The document may only be updated by MiCOM Labs personnel. All changes will be noted in the Document History section of the report.

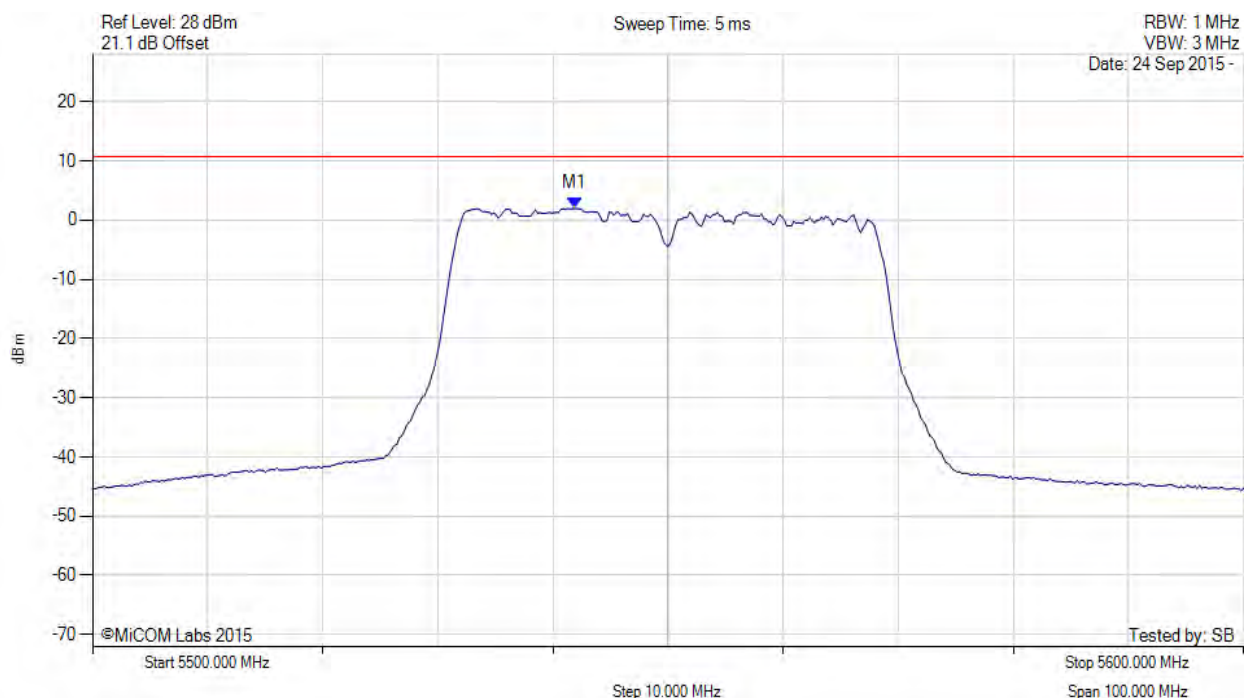


Title: Actiontec Electronics Inc WCB6240Q
To: FCC Part 15.407 + Industry Canada RSS-247 Issue 1
Serial #: ATEC09-U11a Conducted (DFS Bands) Rev A
Issue Date: 27th October 2015
Page: 263 of 266



POWER SPECTRAL DENSITY

Variant: 802.11n HT-40, Channel: 5550.00 MHz, SUM, Temp: Ambient, Voltage: 12 Vdc



Analyser Setup	Marker:Frequency:Amplitude	Test Results
Detector = RMS Sweep Count = 100 RF Atten (dB) = 20 Trace Mode = VIEW	M1 : 5541.900 MHz : 1.965 dBm M1 + DCCF : 5541.900 MHz : 2.097 dBm Duty Cycle Correction Factor : +0.18 dB	Limit: ≤ 10.7 dBm Margin: -8.6 dB

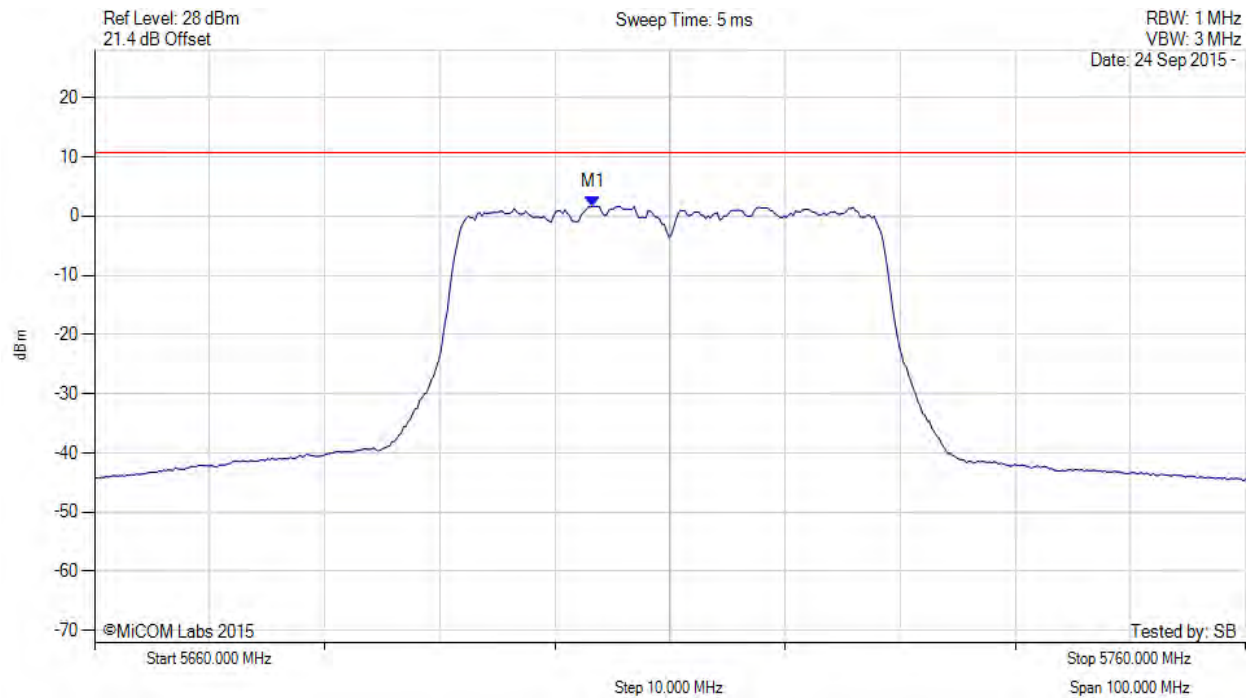
[back to matrix](#)

This test report may be reproduced in full only. The document may only be updated by MiCOM Labs personnel. All changes will be noted in the Document History section of the report.



POWER SPECTRAL DENSITY

Variant: 802.11n HT-40, Channel: 5710.00 MHz, Chain a, Temp: Ambient, Voltage: 12 Vdc



Analyser Setup	Marker:Frequency:Amplitude	Test Results
Detector = RMS Sweep Count = 100 RF Atten (dB) = 20 Trace Mode = VIEW	M1 : 5703.287 MHz : 1.662 dBm	Limit: ≤ 10.700 dBm

[back to matrix](#)

This test report may be reproduced in full only. The document may only be updated by MiCOM Labs personnel. All changes will be noted in the Document History section of the report.

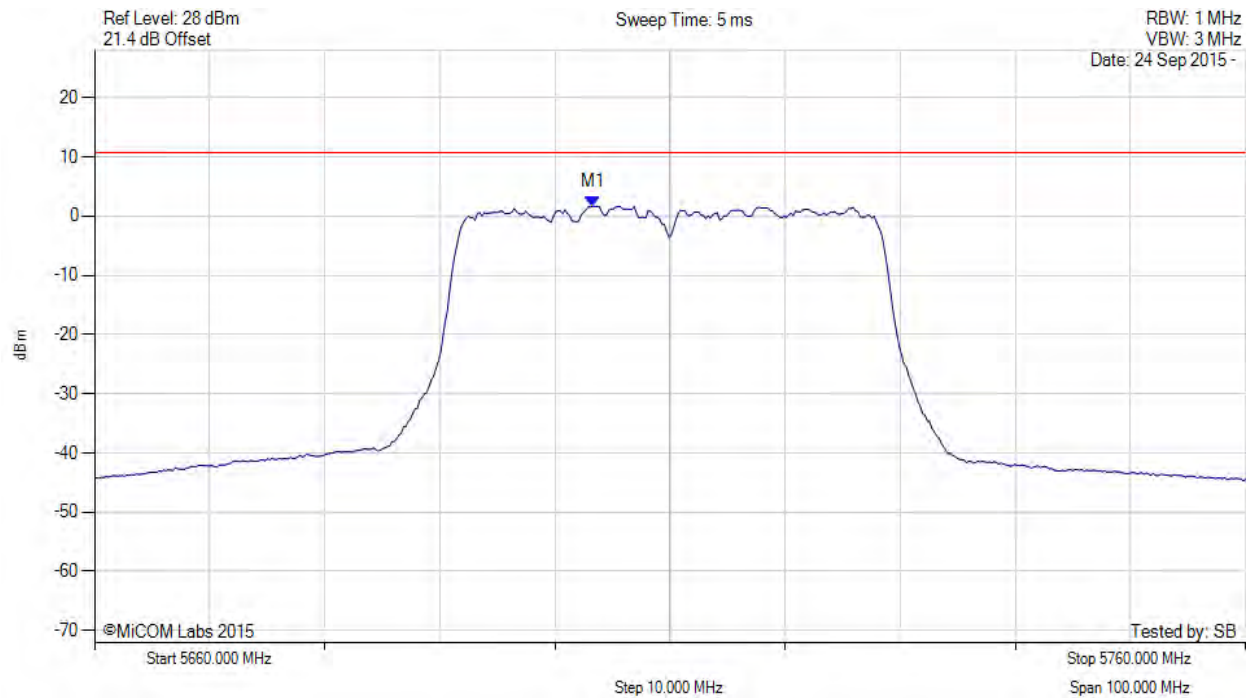


Title: Actiontec Electronics Inc WCB6240Q
To: FCC Part 15.407 + Industry Canada RSS-247 Issue 1
Serial #: ATEC09-U11a Conducted (DFS Bands) Rev A
Issue Date: 27th October 2015
Page: 265 of 266



POWER SPECTRAL DENSITY

Variant: 802.11n HT-40, Channel: 5710.00 MHz, SUM, Temp: Ambient, Voltage: 12 Vdc



Analyser Setup	Marker:Frequency:Amplitude	Test Results
Detector = RMS Sweep Count = 100 RF Atten (dB) = 20 Trace Mode = VIEW	M1 : 5703.300 MHz : 1.662 dBm M1 + DCCF : 5703.300 MHz : 1.794 dBm Duty Cycle Correction Factor : +0.18 dB	Limit: ≤ 10.7 dBm Margin: -8.9 dB

[back to matrix](#)

This test report may be reproduced in full only. The document may only be updated by MiCOM Labs personnel. All changes will be noted in the Document History section of the report.



575 Boulder Court
Pleasanton, California 94566, USA
Tel: +1 (925) 462 0304
Fax: +1 (925) 462 0306
www.micomlabs.com