



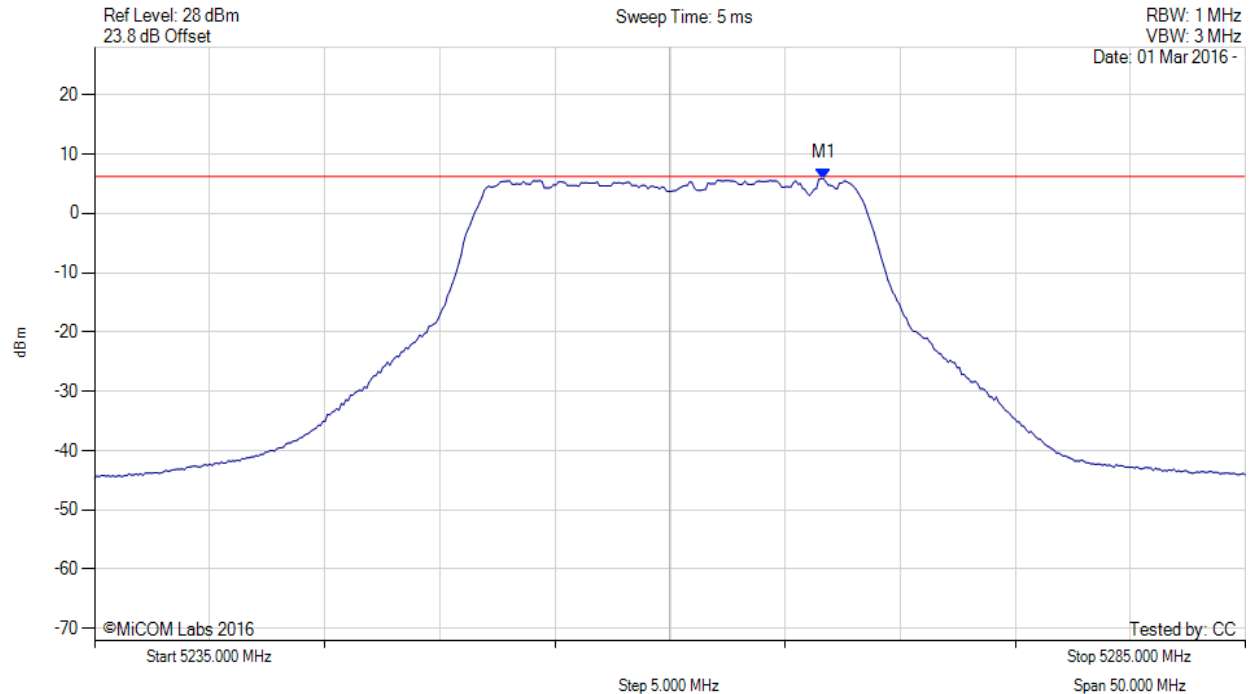
Title: Actiontec Electronics Inc. T3200M
To: FCC CFR 47 Part 15.407 & RSS-247
Serial #: ATEC14-U13_Conducted Rev A (DFS bands)
Issue Date: 1st April 2016
Page: 129 of 255

A.2. Power Spectral Density



POWER SPECTRAL DENSITY

Variant: 802.11a, Channel: 5260.00 MHz, Chain a, Temp: 20, Voltage: 12 Vdc



Analyzer Setup	Marker:Frequency:Amplitude	Test Results
Detector = RMS Sweep Count = 100 RF Atten (dB) = 20 Trace Mode = VIEW	M1 : 5266.663 MHz : 5.873 dBm	Limit: ≤ 6.230 dBm

[back to matrix](#)

This test report may be reproduced in full only. The document may only be updated by MiCOM Labs personnel. All changes will be noted in the Document History section of the report.

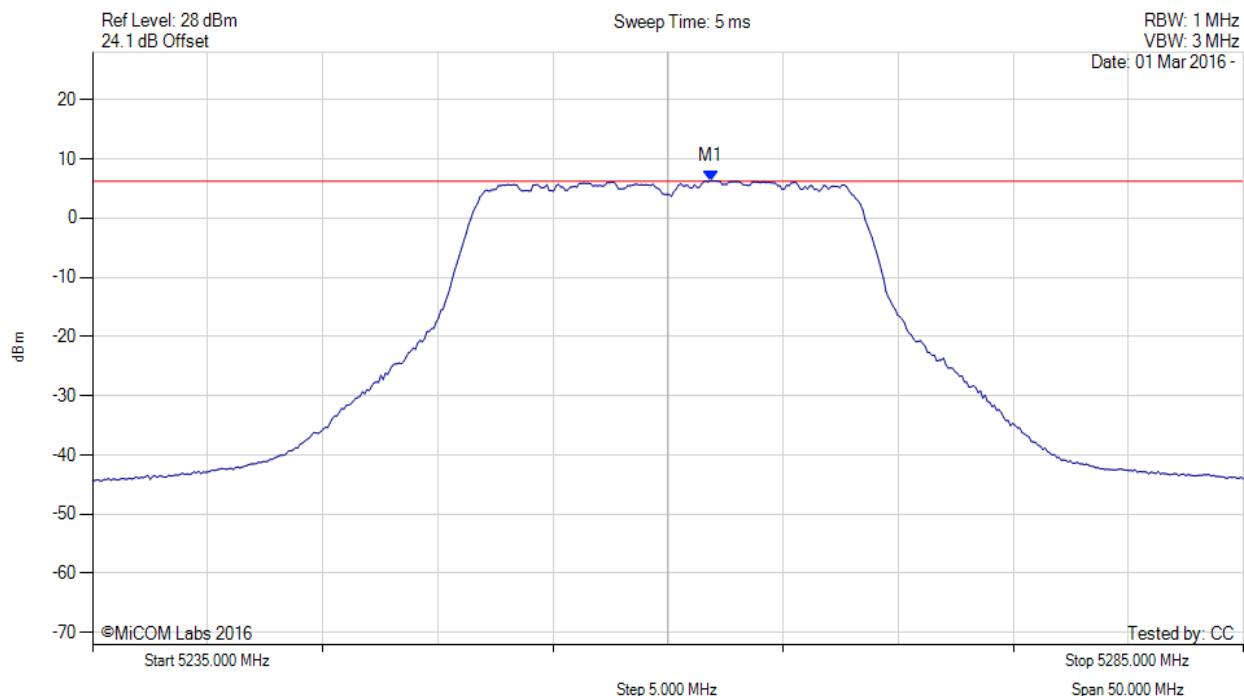


Title: Actiontec Electronics Inc. T3200M
To: FCC CFR 47 Part 15.407 & RSS-247
Serial #: ATEC14-U13_Conducted Rev A (DFS bands)
Issue Date: 1st April 2016
Page: 130 of 255



POWER SPECTRAL DENSITY

Variant: 802.11a, Channel: 5260.00 MHz, Chain b, Temp: 20, Voltage: 12 Vdc



Analyzer Setup	Marker:Frequency:Amplitude	Test Results
Detector = RMS Sweep Count = 100 RF Atten (dB) = 20 Trace Mode = VIEW	M1 : 5261.854 MHz : 6.330 dBm	Limit: ≤ 6.230 dBm

[back to matrix](#)

This test report may be reproduced in full only. The document may only be updated by MiCOM Labs personnel. All changes will be noted in the Document History section of the report.

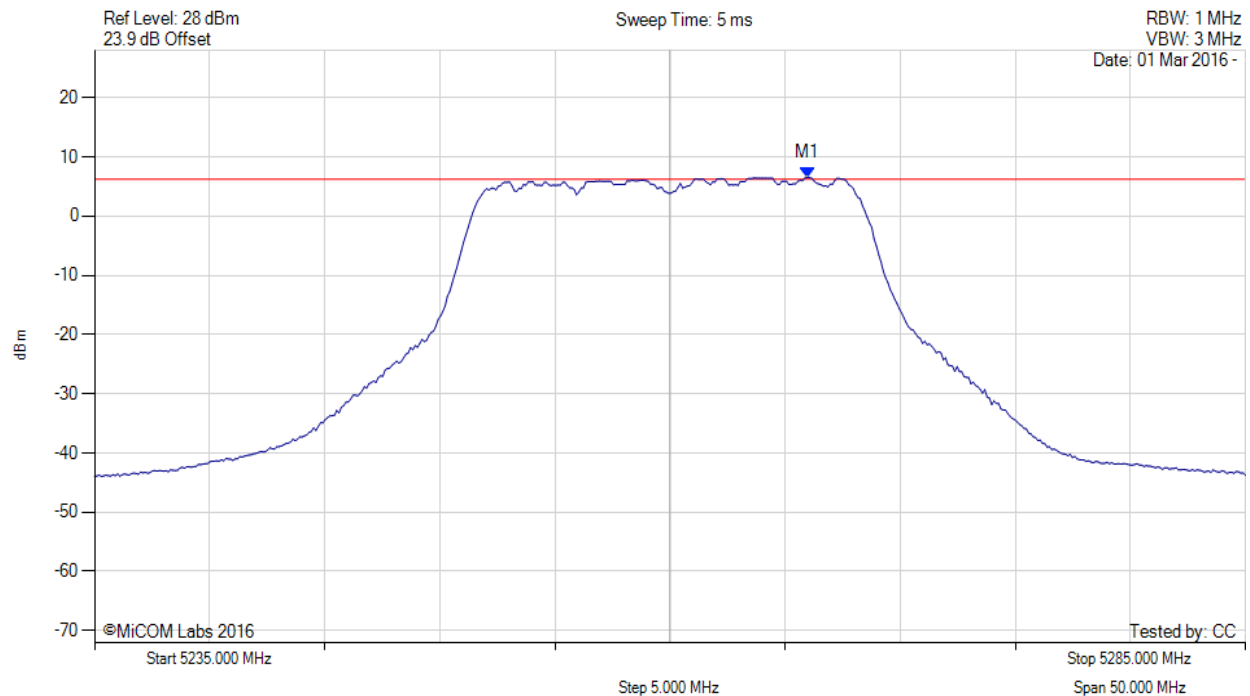


Title: Actiontec Electronics Inc. T3200M
To: FCC CFR 47 Part 15.407 & RSS-247
Serial #: ATEC14-U13_Conducted Rev A (DFS bands)
Issue Date: 1st April 2016
Page: 131 of 255



POWER SPECTRAL DENSITY

Variant: 802.11a, Channel: 5260.00 MHz, Chain c, Temp: 20, Voltage: 12 Vdc



Analyzer Setup	Marker:Frequency:Amplitude	Test Results
Detector = RMS Sweep Count = 100 RF Atten (dB) = 20 Trace Mode = VIEW	M1 : 5265.962 MHz : 6.542 dBm	Limit: ≤ 6.230 dBm

[back to matrix](#)

This test report may be reproduced in full only. The document may only be updated by MiCOM Labs personnel. All changes will be noted in the Document History section of the report.

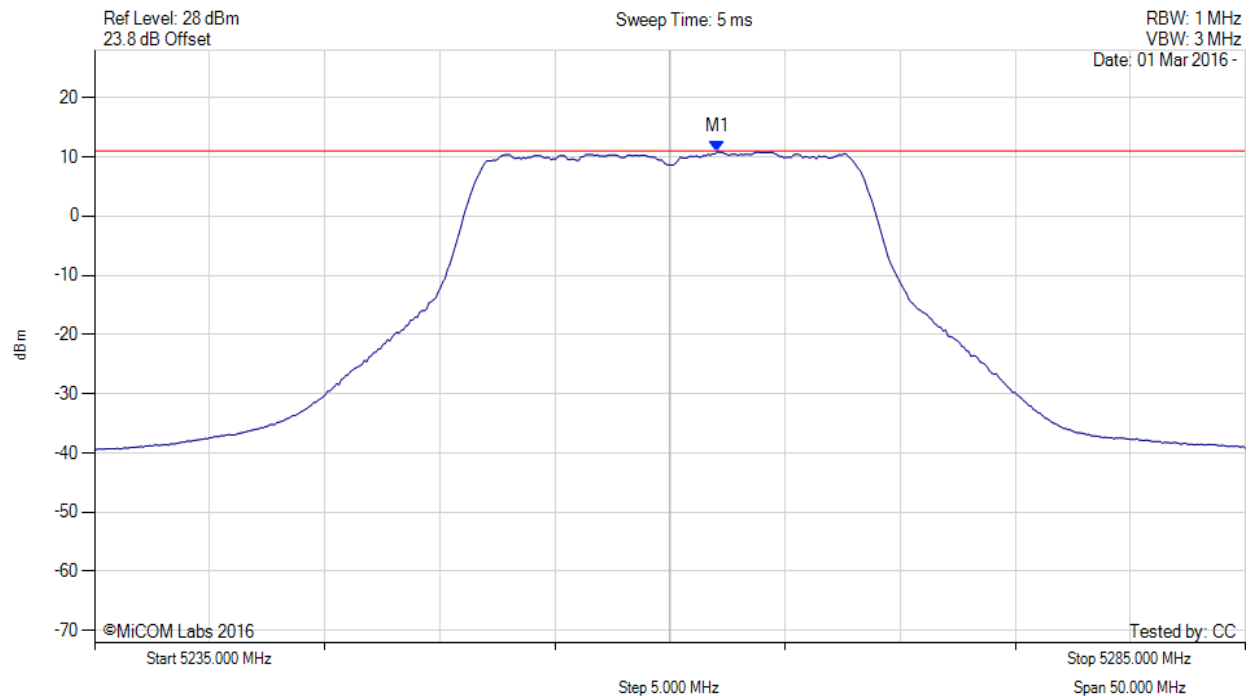


Title: Actiontec Electronics Inc. T3200M
To: FCC CFR 47 Part 15.407 & RSS-247
Serial #: ATEC14-U13_Conducted Rev A (DFS bands)
Issue Date: 1st April 2016
Page: 132 of 255



POWER SPECTRAL DENSITY

Variant: 802.11a, Channel: 5260.00 MHz, SUM, Temp: 20, Voltage: 12 Vdc



Analyzer Setup	Marker:Frequency:Amplitude	Test Results
Detector = RMS Sweep Count = 100 RF Atten (dB) = 20 Trace Mode = VIEW	M1 : 5262.100 MHz : 10.841 dBm M1 + DCCF : 5262.100 MHz : 10.885 dBm Duty Cycle Correction Factor : +0.04 dB	Limit: ≤ 11.0 dBm Margin: -0.1 dB

[back to matrix](#)

This test report may be reproduced in full only. The document may only be updated by MiCOM Labs personnel. All changes will be noted in the Document History section of the report.

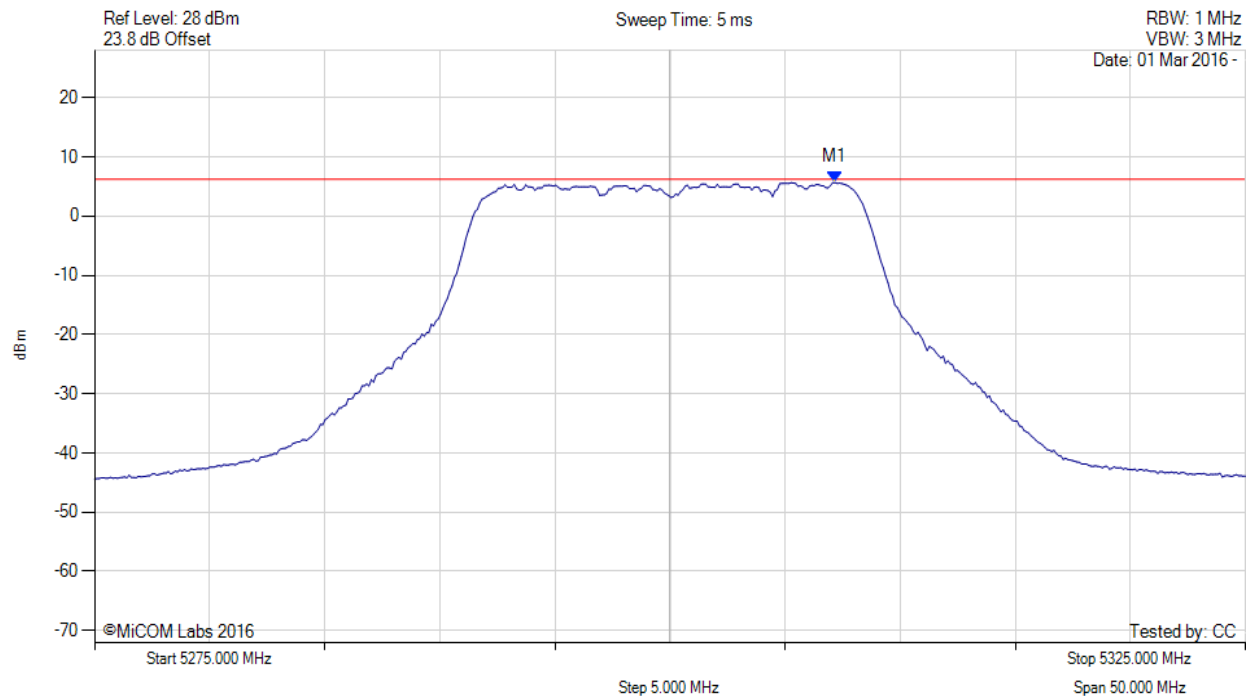


Title: Actiontec Electronics Inc. T3200M
To: FCC CFR 47 Part 15.407 & RSS-247
Serial #: ATEC14-U13_Conducted Rev A (DFS bands)
Issue Date: 1st April 2016
Page: 133 of 255



POWER SPECTRAL DENSITY

Variant: 802.11a, Channel: 5300.00 MHz, Chain a, Temp: 20, Voltage: 12 Vdc



Analyzer Setup	Marker:Frequency:Amplitude	Test Results
Detector = RMS Sweep Count = 100 RF Atten (dB) = 20 Trace Mode = VIEW	M1 : 5307.164 MHz : 5.678 dBm	Limit: ≤ 6.230 dBm

[back to matrix](#)

This test report may be reproduced in full only. The document may only be updated by MiCOM Labs personnel. All changes will be noted in the Document History section of the report.

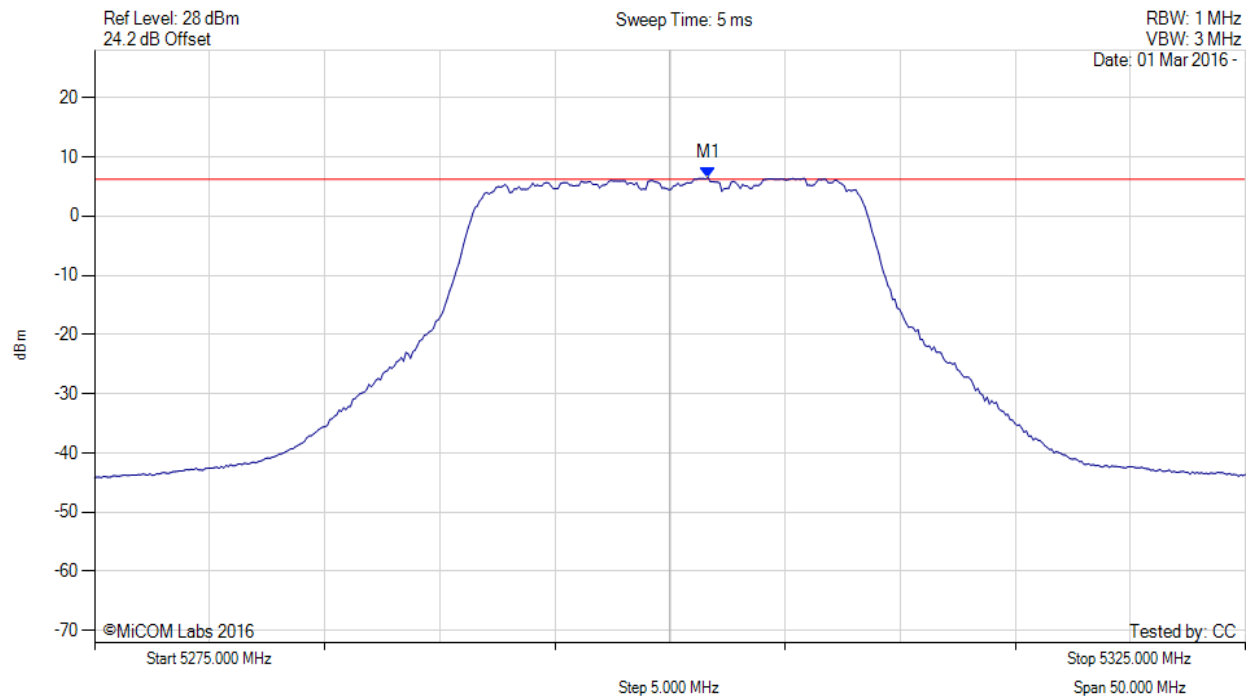


Title: Actiontec Electronics Inc. T3200M
To: FCC CFR 47 Part 15.407 & RSS-247
Serial #: ATEC14-U13_Conducted Rev A (DFS bands)
Issue Date: 1st April 2016
Page: 134 of 255



POWER SPECTRAL DENSITY

Variant: 802.11a, Channel: 5300.00 MHz, Chain b, Temp: 20, Voltage: 12 Vdc



Analyzer Setup	Marker:Frequency:Amplitude	Test Results
Detector = RMS Sweep Count = 100 RF Atten (dB) = 20 Trace Mode = VIEW	M1 : 5301.653 MHz : 6.553 dBm	Channel Frequency: 5300.00 MHz

[back to matrix](#)

This test report may be reproduced in full only. The document may only be updated by MiCOM Labs personnel. All changes will be noted in the Document History section of the report.

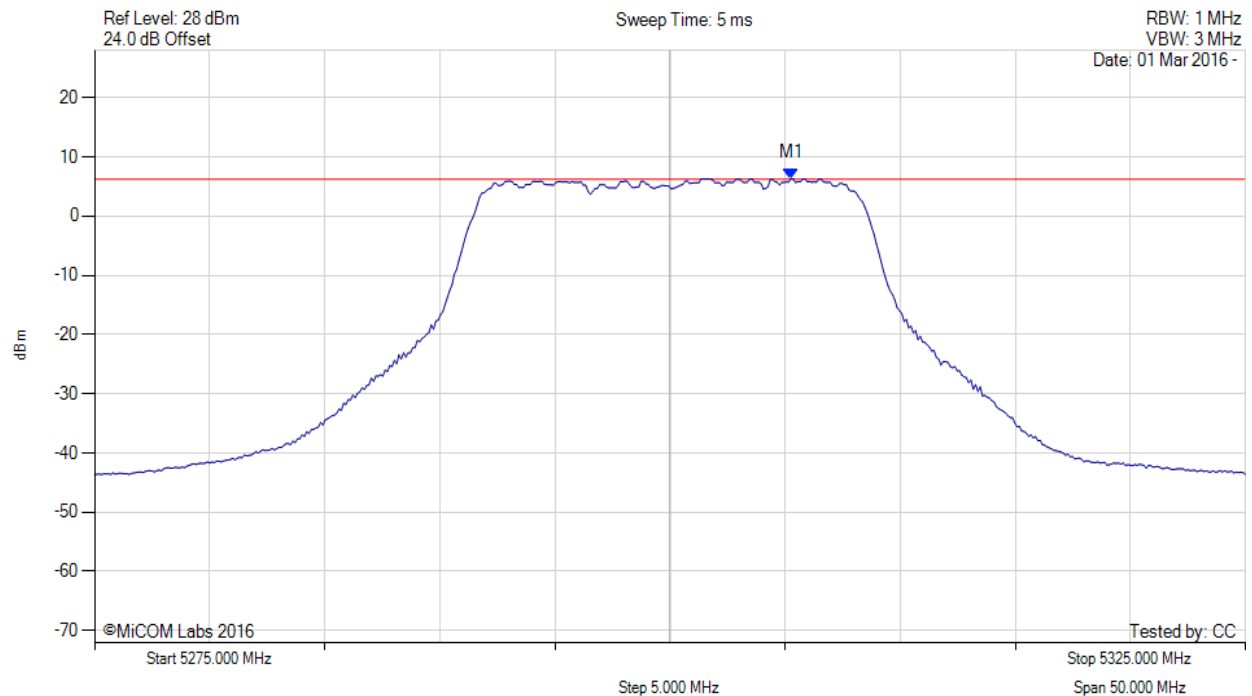


Title: Actiontec Electronics Inc. T3200M
To: FCC CFR 47 Part 15.407 & RSS-247
Serial #: ATEC14-U13_Conducted Rev A (DFS bands)
Issue Date: 1st April 2016
Page: 135 of 255



POWER SPECTRAL DENSITY

Variant: 802.11a, Channel: 5300.00 MHz, Chain c, Temp: 20, Voltage: 12 Vdc



Analyzer Setup	Marker:Frequency:Amplitude	Test Results
Detector = RMS Sweep Count = 100 RF Atten (dB) = 20 Trace Mode = VIEW	M1 : 5305.261 MHz : 6.346 dBm	Limit: ≤ 6.230 dBm

[back to matrix](#)

This test report may be reproduced in full only. The document may only be updated by MiCOM Labs personnel. All changes will be noted in the Document History section of the report.

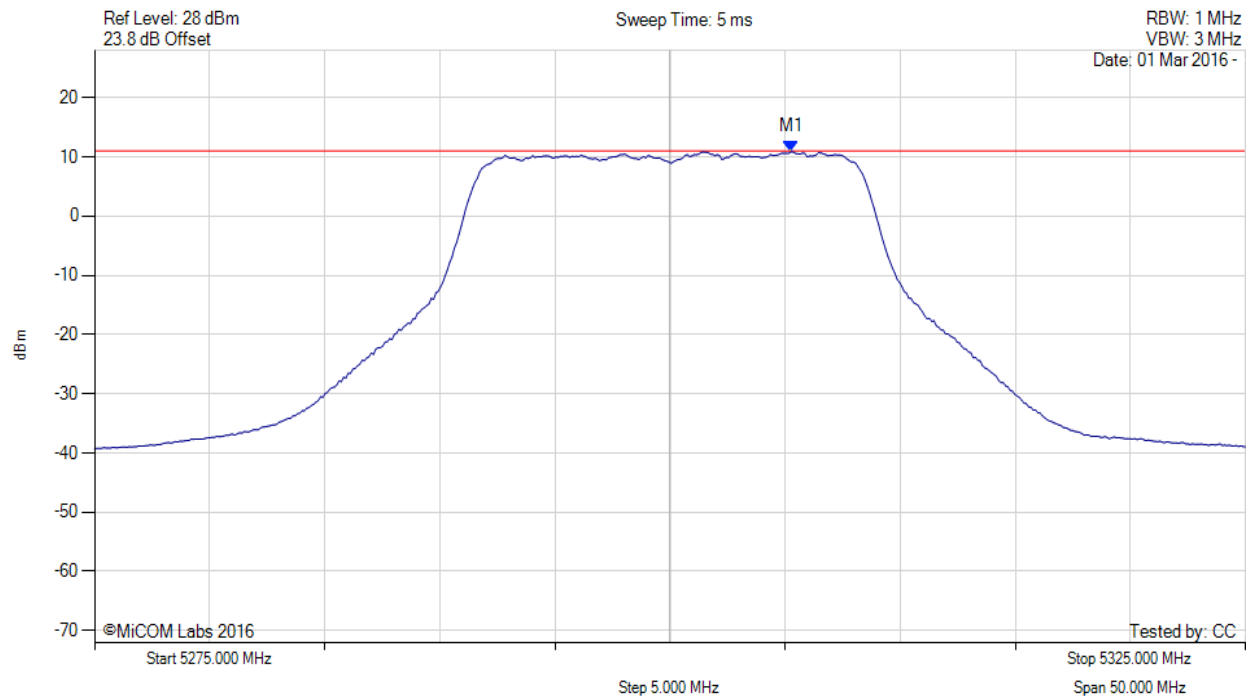


Title: Actiontec Electronics Inc. T3200M
To: FCC CFR 47 Part 15.407 & RSS-247
Serial #: ATEC14-U13_Conducted Rev A (DFS bands)
Issue Date: 1st April 2016
Page: 136 of 255



POWER SPECTRAL DENSITY

Variant: 802.11a, Channel: 5300.00 MHz, SUM, Temp: 20, Voltage: 12 Vdc



Analyzer Setup	Marker:Frequency:Amplitude	Test Results
Detector = RMS Sweep Count = 100 RF Atten (dB) = 20 Trace Mode = VIEW	M1 : 5305.300 MHz : 10.877 dBm M1 + DCCF : 5305.300 MHz : 10.921 dBm Duty Cycle Correction Factor : +0.04 dB	Limit: ≤ 11.0 dBm Margin: -0.1 dB

[back to matrix](#)

This test report may be reproduced in full only. The document may only be updated by MiCOM Labs personnel. All changes will be noted in the Document History section of the report.

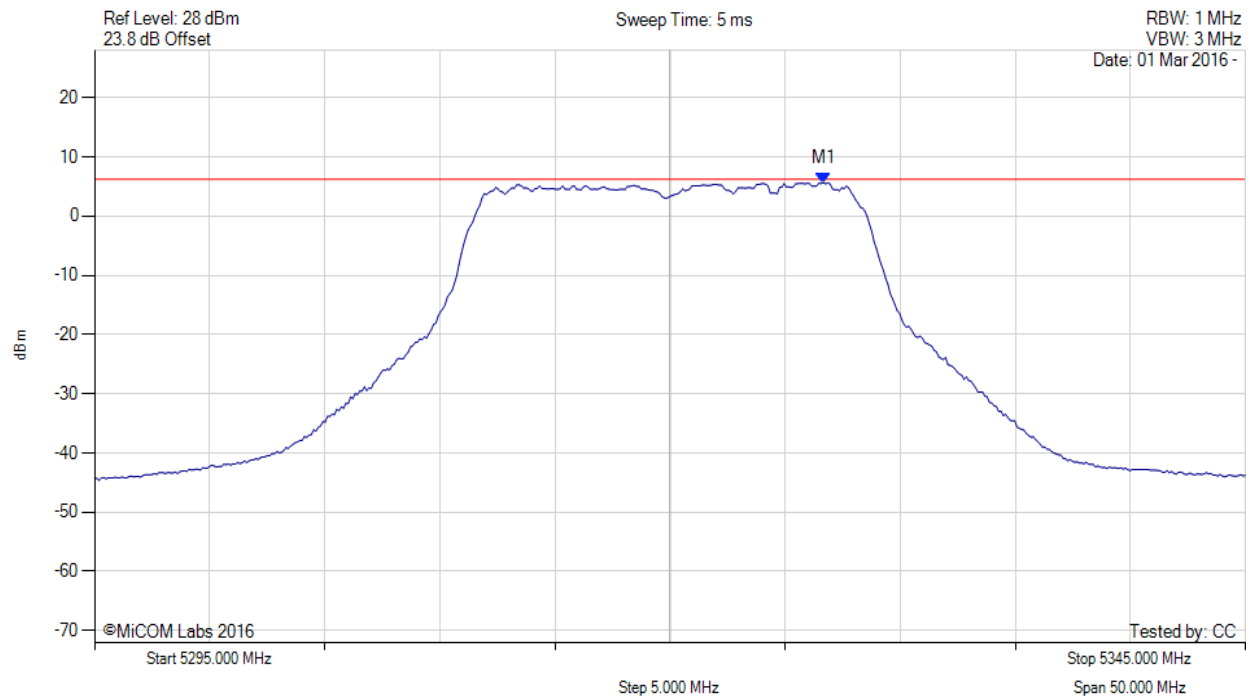


Title: Actiontec Electronics Inc. T3200M
To: FCC CFR 47 Part 15.407 & RSS-247
Serial #: ATEC14-U13_Conducted Rev A (DFS bands)
Issue Date: 1st April 2016
Page: 137 of 255



POWER SPECTRAL DENSITY

Variant: 802.11a, Channel: 5320.00 MHz, Chain a, Temp: 20, Voltage: 12 Vdc



Analyzer Setup	Marker:Frequency:Amplitude	Test Results
Detector = RMS Sweep Count = 100 RF Atten (dB) = 20 Trace Mode = VIEW	M1 : 5326.663 MHz : 5.609 dBm	Limit: ≤ 6.230 dBm

[back to matrix](#)

This test report may be reproduced in full only. The document may only be updated by MiCOM Labs personnel. All changes will be noted in the Document History section of the report.

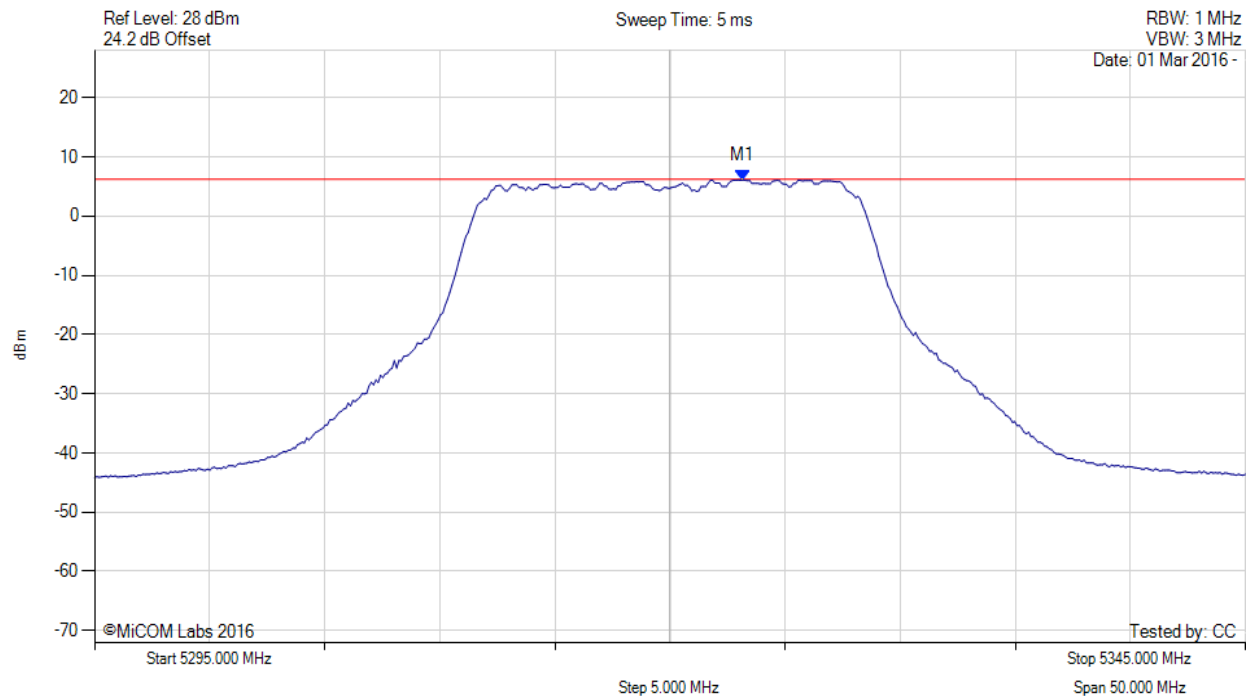


Title: Actiontec Electronics Inc. T3200M
To: FCC CFR 47 Part 15.407 & RSS-247
Serial #: ATEC14-U13_Conducted Rev A (DFS bands)
Issue Date: 1st April 2016
Page: 138 of 255



POWER SPECTRAL DENSITY

Variant: 802.11a, Channel: 5320.00 MHz, Chain b, Temp: 20, Voltage: 12 Vdc



Analyzer Setup	Marker:Frequency:Amplitude	Test Results
Detector = RMS Sweep Count = 100 RF Atten (dB) = 20 Trace Mode = VIEW	M1 : 5323.156 MHz : 6.095 dBm	Limit: ≤ 6.230 dBm

[back to matrix](#)

This test report may be reproduced in full only. The document may only be updated by MiCOM Labs personnel. All changes will be noted in the Document History section of the report.

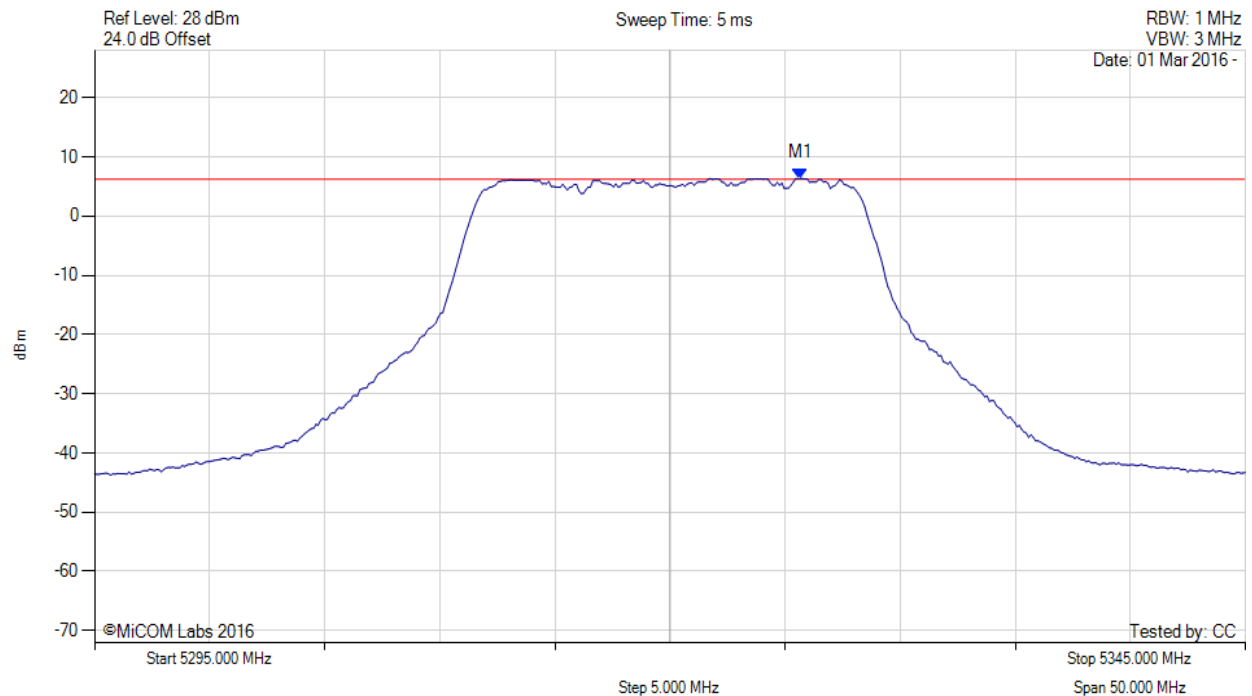


Title: Actiontec Electronics Inc. T3200M
To: FCC CFR 47 Part 15.407 & RSS-247
Serial #: ATEC14-U13_Conducted Rev A (DFS bands)
Issue Date: 1st April 2016
Page: 139 of 255



POWER SPECTRAL DENSITY

Variant: 802.11a, Channel: 5320.00 MHz, Chain c, Temp: 20, Voltage: 12 Vdc



Analyzer Setup	Marker:Frequency:Amplitude	Test Results
Detector = RMS Sweep Count = 100 RF Atten (dB) = 20 Trace Mode = VIEW	M1 : 5325.661 MHz : 6.365 dBm	Limit: ≤ 6.230 dBm

[back to matrix](#)

This test report may be reproduced in full only. The document may only be updated by MiCOM Labs personnel. All changes will be noted in the Document History section of the report.

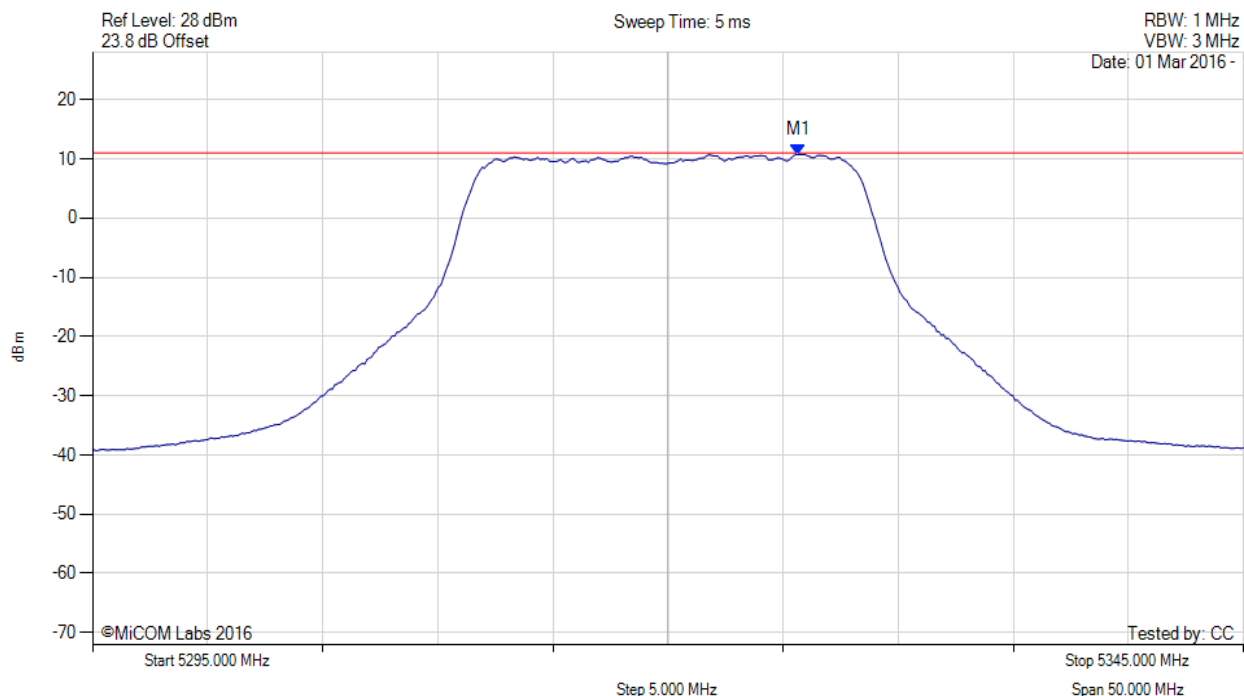


Title: Actiontec Electronics Inc. T3200M
To: FCC CFR 47 Part 15.407 & RSS-247
Serial #: ATEC14-U13_Conducted Rev A (DFS bands)
Issue Date: 1st April 2016
Page: 140 of 255



POWER SPECTRAL DENSITY

Variant: 802.11a, Channel: 5320.00 MHz, SUM, Temp: 20, Voltage: 12 Vdc



Analyzer Setup	Marker:Frequency:Amplitude	Test Results
Detector = RMS Sweep Count = 100 RF Atten (dB) = 20 Trace Mode = VIEW	M1 : 5325.700 MHz : 10.754 dBm M1 + DCCF : 5325.700 MHz : 10.798 dBm Duty Cycle Correction Factor : +0.04 dB	Limit: ≤ 11.0 dBm Margin: -0.2 dB

[back to matrix](#)

This test report may be reproduced in full only. The document may only be updated by MiCOM Labs personnel. All changes will be noted in the Document History section of the report.

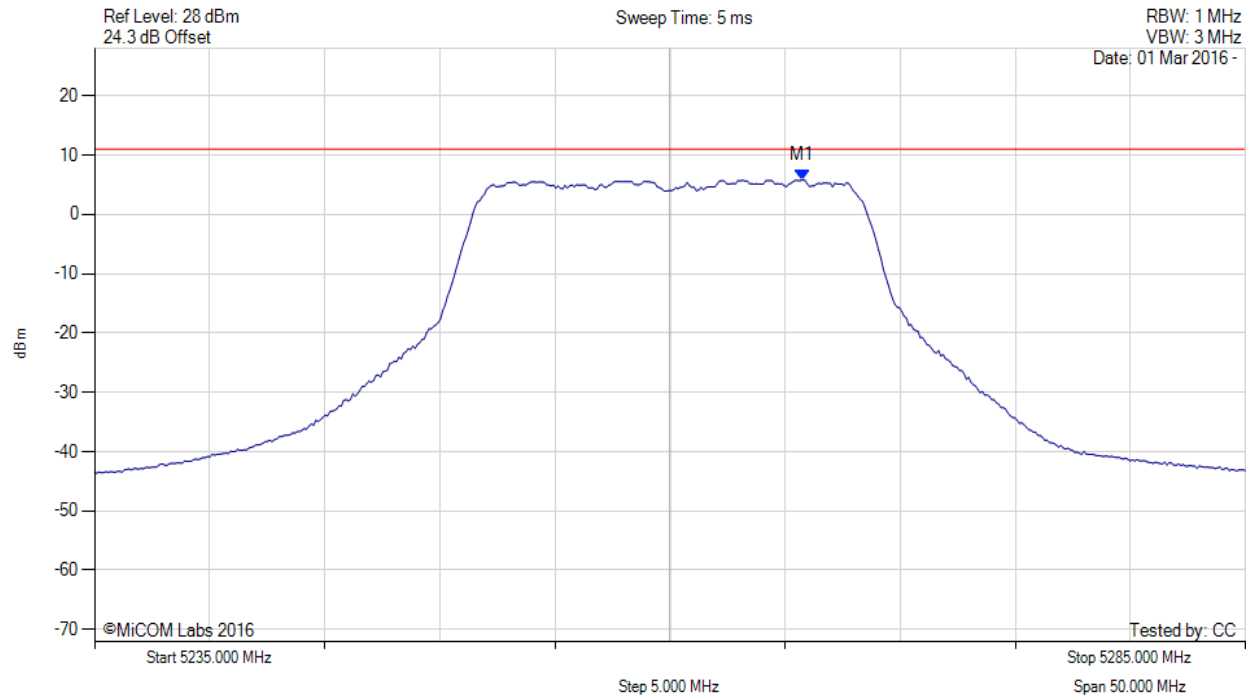


Title: Actiontec Electronics Inc. T3200M
To: FCC CFR 47 Part 15.407 & RSS-247
Serial #: ATEC14-U13_Conducted Rev A (DFS bands)
Issue Date: 1st April 2016
Page: 141 of 255



POWER SPECTRAL DENSITY

Variant: 802.11a, Channel: 5260.00 MHz, Chain d, Temp: 20, Voltage: 12 Vdc



Analyzer Setup	Marker:Frequency:Amplitude	Test Results
Detector = RMS Sweep Count = 100 RF Atten (dB) = 20 Trace Mode = VIEW	M1 : 5265.762 MHz : 5.806 dBm	Limit: ≤ 11.000 dBm

[back to matrix](#)

This test report may be reproduced in full only. The document may only be updated by MiCOM Labs personnel. All changes will be noted in the Document History section of the report.

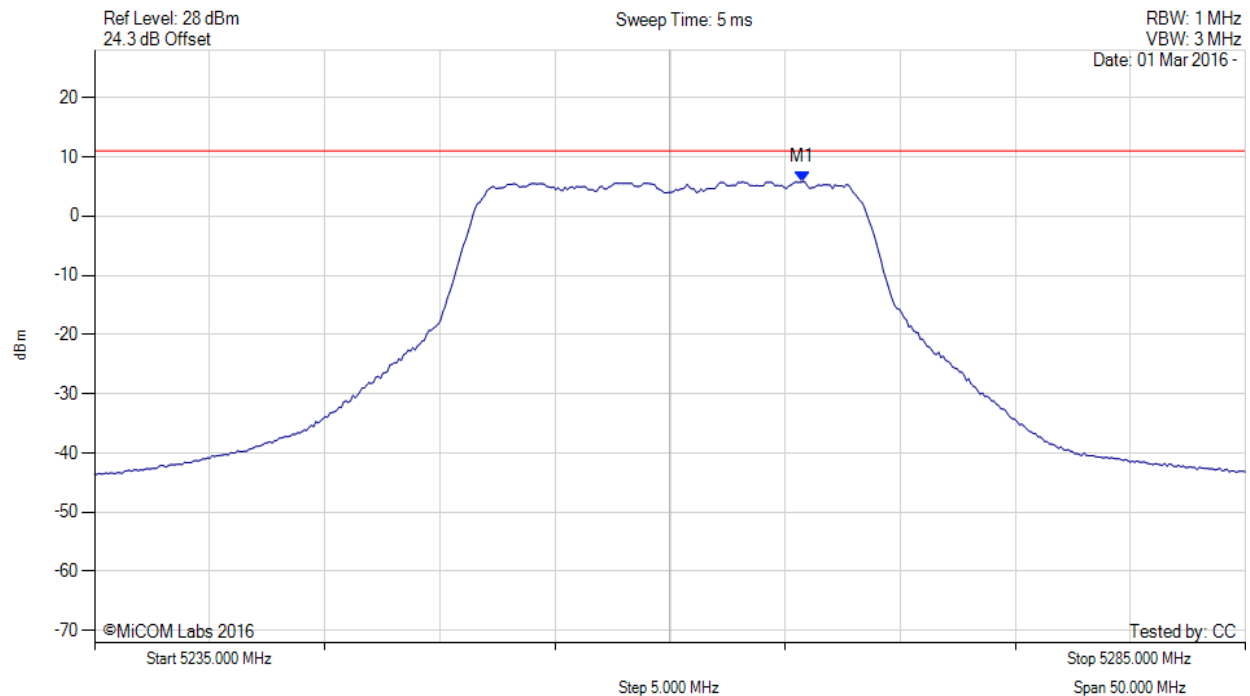


Title: Actiontec Electronics Inc. T3200M
To: FCC CFR 47 Part 15.407 & RSS-247
Serial #: ATEC14-U13_Conducted Rev A (DFS bands)
Issue Date: 1st April 2016
Page: 142 of 255



POWER SPECTRAL DENSITY

Variant: 802.11a, Channel: 5260.00 MHz, SUM, Temp: 20, Voltage: 12 Vdc



Analyzer Setup	Marker:Frequency:Amplitude	Test Results
Detector = RMS Sweep Count = 100 RF Atten (dB) = 20 Trace Mode = VIEW	M1 : 5265.800 MHz : 5.806 dBm M1 + DCCF : 5265.800 MHz : 5.850 dBm Duty Cycle Correction Factor : +0.04 dB	Limit: ≤ 11.0 dBm Margin: -5.2 dB

[back to matrix](#)

This test report may be reproduced in full only. The document may only be updated by MiCOM Labs personnel. All changes will be noted in the Document History section of the report.

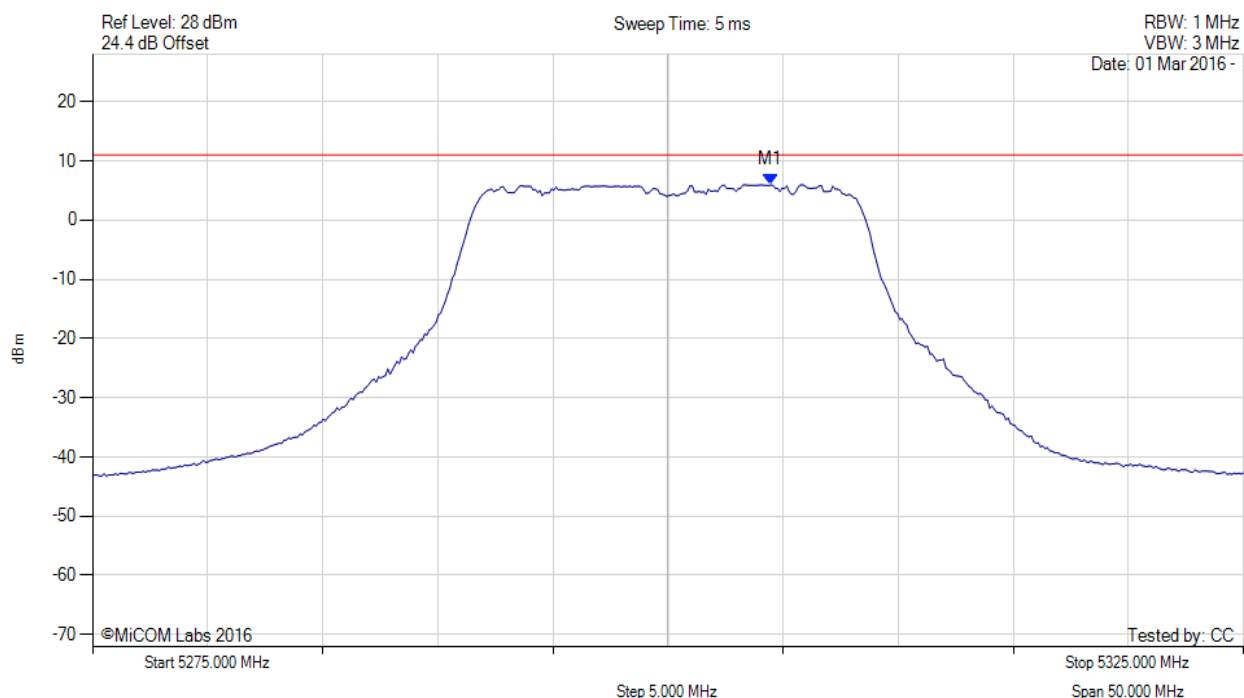


Title: Actiontec Electronics Inc. T3200M
To: FCC CFR 47 Part 15.407 & RSS-247
Serial #: ATEC14-U13_Conducted Rev A (DFS bands)
Issue Date: 1st April 2016
Page: 143 of 255



POWER SPECTRAL DENSITY

Variant: 802.11a, Channel: 5300.00 MHz, Chain d, Temp: 20, Voltage: 12 Vdc



Analyzer Setup	Marker:Frequency:Amplitude	Test Results
Detector = RMS Sweep Count = 100 RF Atten (dB) = 20 Trace Mode = VIEW	M1 : 5304.459 MHz : 5.968 dBm	Limit: ≤ 11.000 dBm

[back to matrix](#)

This test report may be reproduced in full only. The document may only be updated by MiCOM Labs personnel. All changes will be noted in the Document History section of the report.

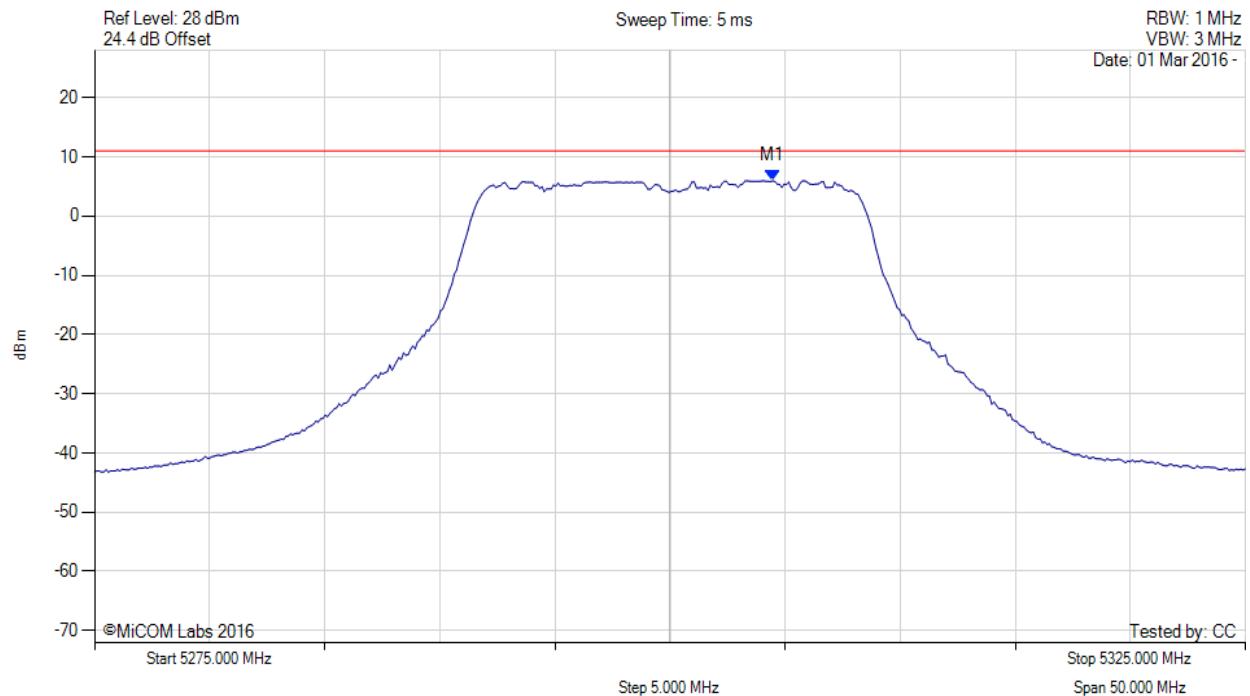


Title: Actiontec Electronics Inc. T3200M
To: FCC CFR 47 Part 15.407 & RSS-247
Serial #: ATEC14-U13_Conducted Rev A (DFS bands)
Issue Date: 1st April 2016
Page: 144 of 255



POWER SPECTRAL DENSITY

Variant: 802.11a, Channel: 5300.00 MHz, SUM, Temp: 20, Voltage: 12 Vdc



Analyzer Setup	Marker:Frequency:Amplitude	Test Results
Detector = RMS Sweep Count = 100 RF Atten (dB) = 20 Trace Mode = VIEW	M1 : 5304.500 MHz : 5.968 dBm M1 + DCCF : 5304.500 MHz : 6.012 dBm Duty Cycle Correction Factor : +0.04 dB	Limit: ≤ 11.0 dBm Margin: -5.0 dB

[back to matrix](#)

This test report may be reproduced in full only. The document may only be updated by MiCOM Labs personnel. All changes will be noted in the Document History section of the report.

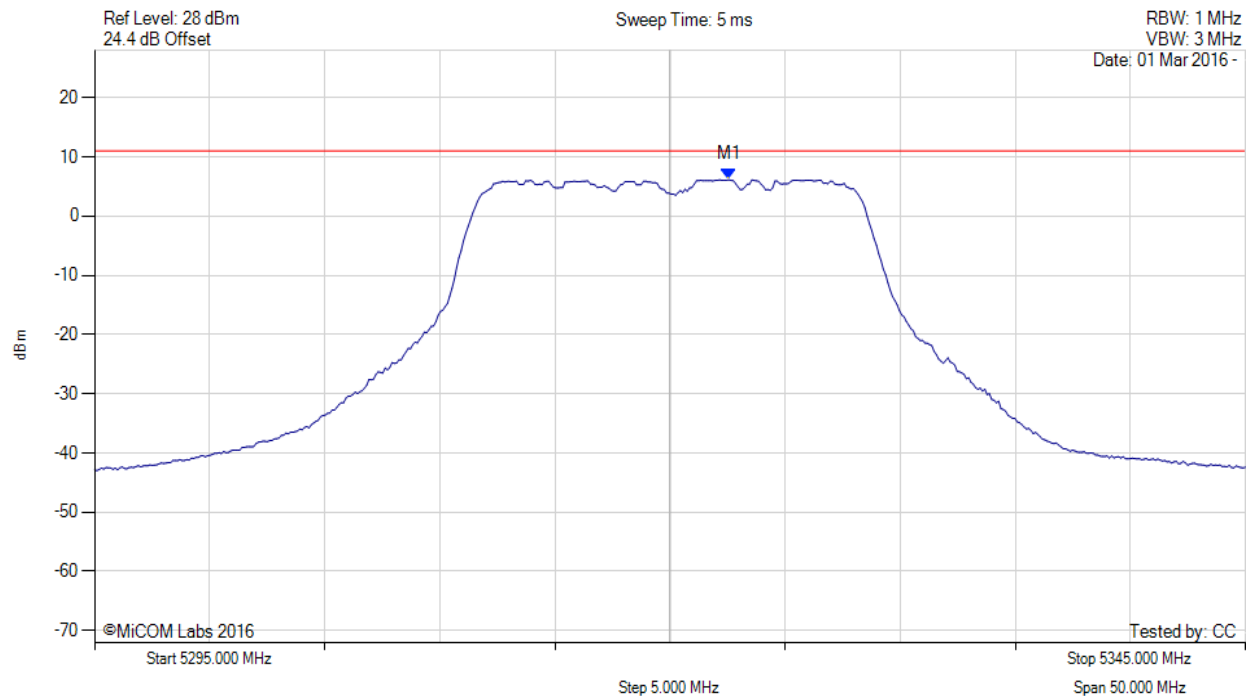


Title: Actiontec Electronics Inc. T3200M
To: FCC CFR 47 Part 15.407 & RSS-247
Serial #: ATEC14-U13_Conducted Rev A (DFS bands)
Issue Date: 1st April 2016
Page: 145 of 255



POWER SPECTRAL DENSITY

Variant: 802.11a, Channel: 5320.00 MHz, Chain d, Temp: 20, Voltage: 12 Vdc



Analyzer Setup	Marker:Frequency:Amplitude	Test Results
Detector = RMS Sweep Count = 100 RF Atten (dB) = 20 Trace Mode = VIEW	M1 : 5322.555 MHz : 6.135 dBm	Limit: ≤ 11.000 dBm

[back to matrix](#)

This test report may be reproduced in full only. The document may only be updated by MiCOM Labs personnel. All changes will be noted in the Document History section of the report.

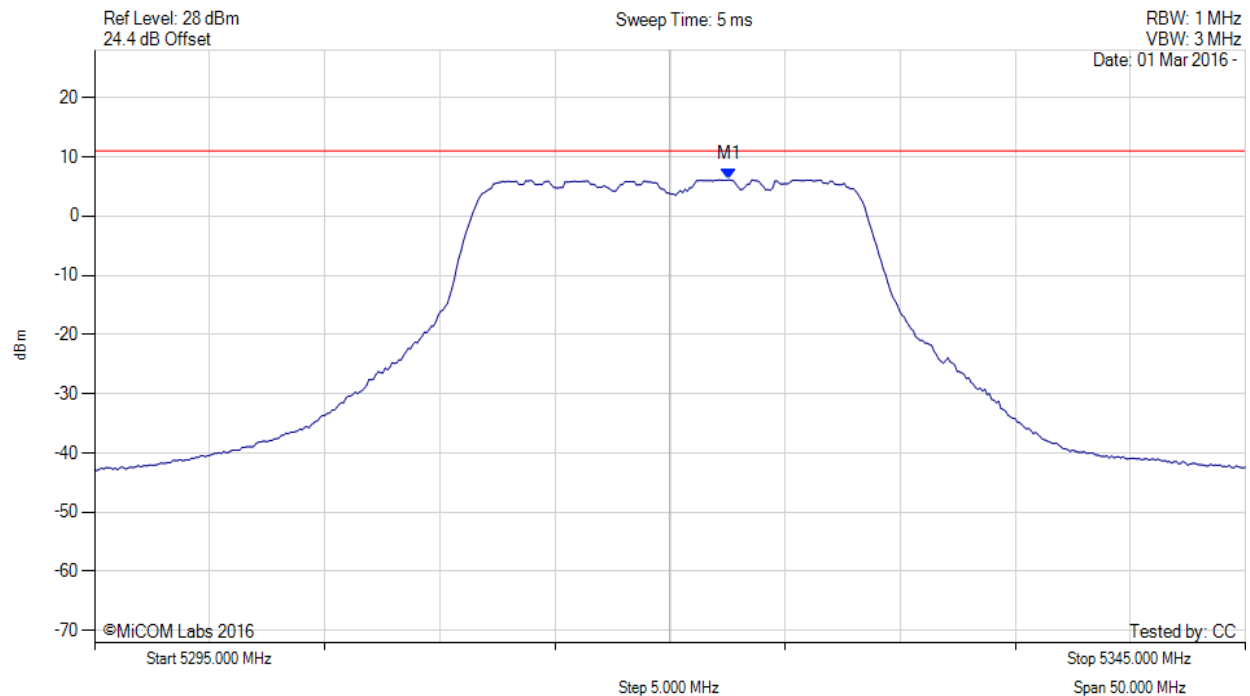


Title: Actiontec Electronics Inc. T3200M
To: FCC CFR 47 Part 15.407 & RSS-247
Serial #: ATEC14-U13_Conducted Rev A (DFS bands)
Issue Date: 1st April 2016
Page: 146 of 255



POWER SPECTRAL DENSITY

Variant: 802.11a, Channel: 5320.00 MHz, SUM, Temp: 20, Voltage: 12 Vdc



Analyzer Setup	Marker:Frequency:Amplitude	Test Results
Detector = RMS Sweep Count = 100 RF Atten (dB) = 20 Trace Mode = VIEW	M1 : 5322.600 MHz : 6.135 dBm M1 + DCCF : 5322.600 MHz : 6.179 dBm Duty Cycle Correction Factor : +0.04 dB	Limit: ≤ 11.0 dBm Margin: -4.8 dB

[back to matrix](#)

This test report may be reproduced in full only. The document may only be updated by MiCOM Labs personnel. All changes will be noted in the Document History section of the report.

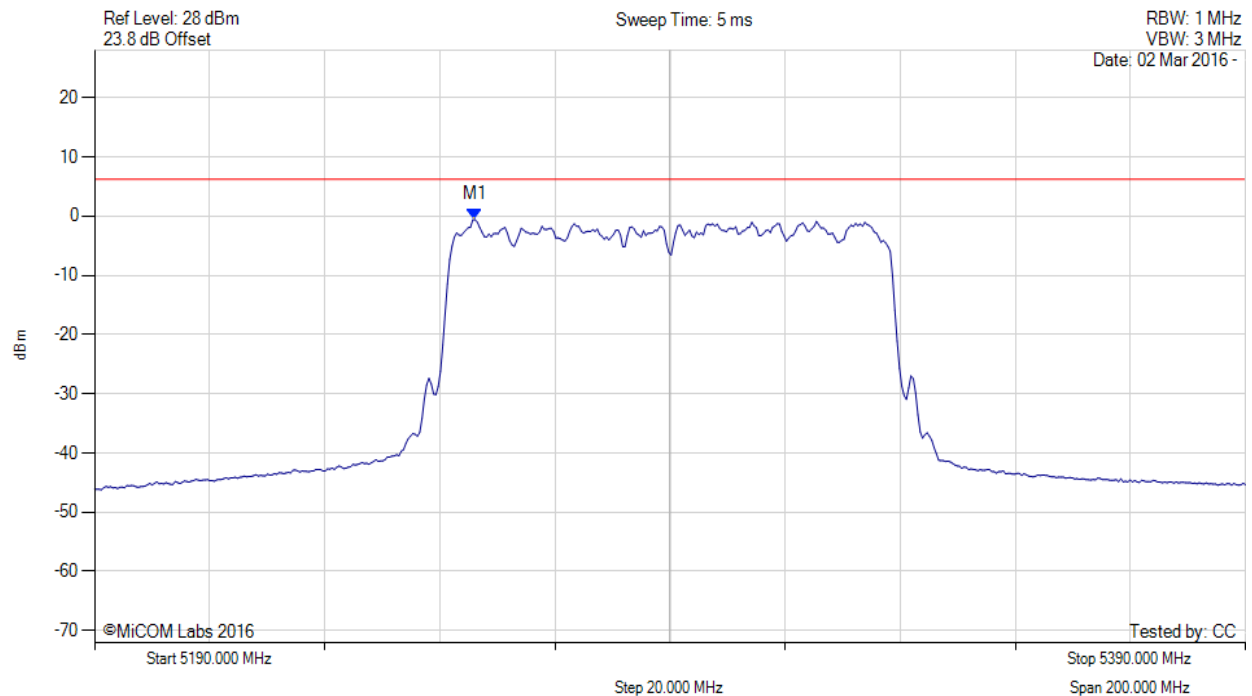


Title: Actiontec Electronics Inc. T3200M
To: FCC CFR 47 Part 15.407 & RSS-247
Serial #: ATEC14-U13_Conducted Rev A (DFS bands)
Issue Date: 1st April 2016
Page: 147 of 255



POWER SPECTRAL DENSITY

Variant: 802.11ac-80, Channel: 5290.00 MHz, Chain a, Temp: 20, Voltage: 12 Vdc



Analyzer Setup	Marker:Frequency:Amplitude	Test Results
Detector = RMS Sweep Count = 100 RF Atten (dB) = 20 Trace Mode = VIEW	M1 : 5256.132 MHz : -0.594 dBm	Limit: ≤ 6.230 dBm

[back to matrix](#)

This test report may be reproduced in full only. The document may only be updated by MiCOM Labs personnel. All changes will be noted in the Document History section of the report.

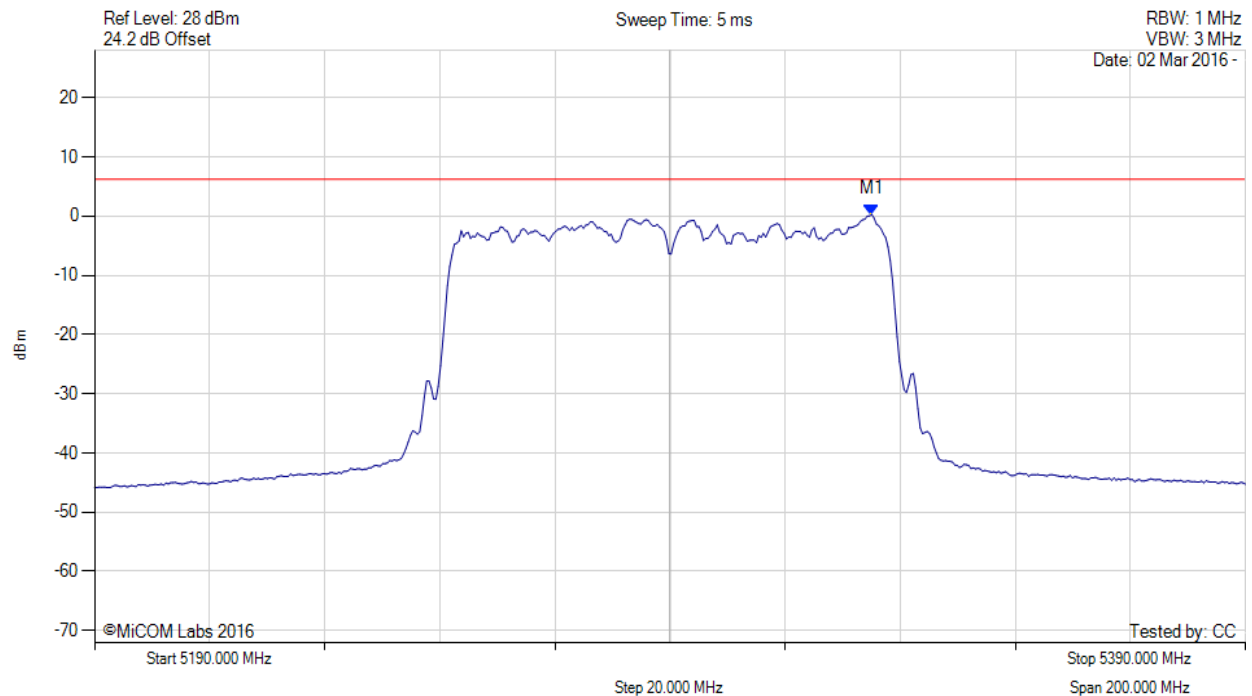


Title: Actiontec Electronics Inc. T3200M
To: FCC CFR 47 Part 15.407 & RSS-247
Serial #: ATEC14-U13_Conducted Rev A (DFS bands)
Issue Date: 1st April 2016
Page: 148 of 255



POWER SPECTRAL DENSITY

Variant: 802.11ac-80, Channel: 5290.00 MHz, Chain b, Temp: 20, Voltage: 12 Vdc



Analyzer Setup	Marker:Frequency:Amplitude	Test Results
Detector = RMS Sweep Count = 100 RF Atten (dB) = 20 Trace Mode = VIEW	M1 : 5325.070 MHz : 0.270 dBm	Limit: ≤ 6.230 dBm

[back to matrix](#)

This test report may be reproduced in full only. The document may only be updated by MiCOM Labs personnel. All changes will be noted in the Document History section of the report.

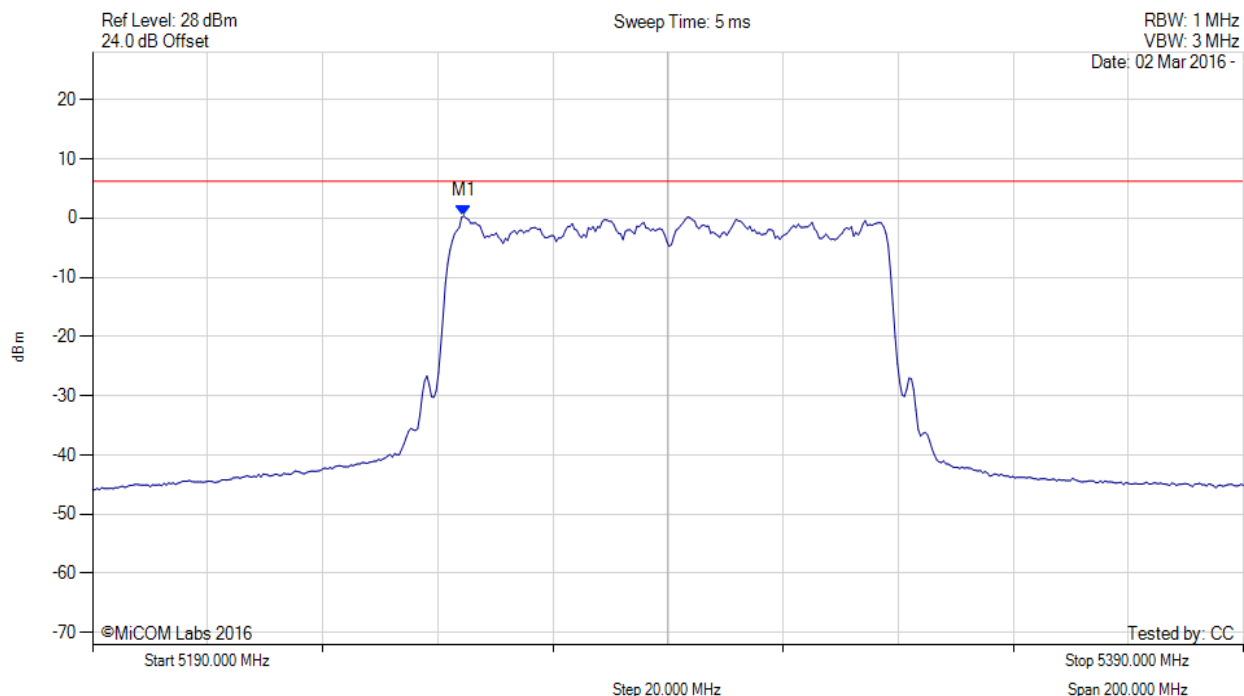


Title: Actiontec Electronics Inc. T3200M
To: FCC CFR 47 Part 15.407 & RSS-247
Serial #: ATEC14-U13_Conducted Rev A (DFS bands)
Issue Date: 1st April 2016
Page: 149 of 255



POWER SPECTRAL DENSITY

Variant: 802.11ac-80, Channel: 5290.00 MHz, Chain c, Temp: 20, Voltage: 12 Vdc



Analyzer Setup	Marker:Frequency:Amplitude	Test Results
Detector = RMS Sweep Count = 100 RF Atten (dB) = 20 Trace Mode = VIEW	M1 : 5254.529 MHz : 0.388 dBm	Limit: ≤ 6.230 dBm

[back to matrix](#)

This test report may be reproduced in full only. The document may only be updated by MiCOM Labs personnel. All changes will be noted in the Document History section of the report.

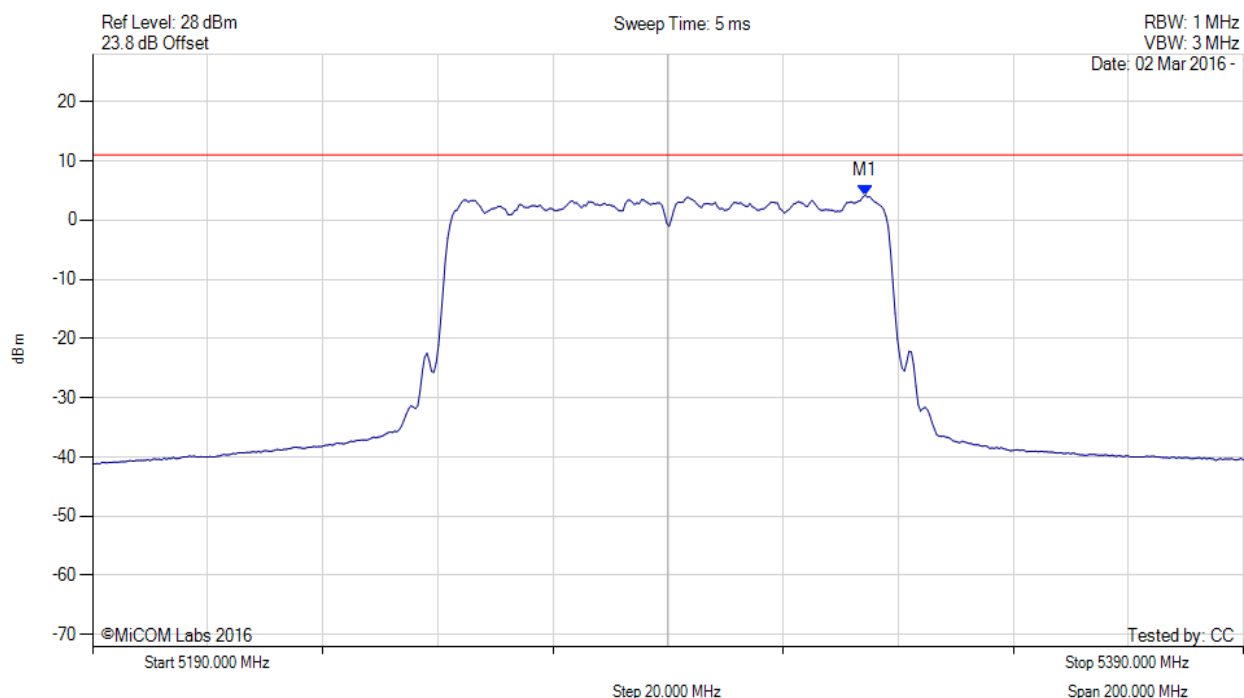


Title: Actiontec Electronics Inc. T3200M
To: FCC CFR 47 Part 15.407 & RSS-247
Serial #: ATEC14-U13_Conducted Rev A (DFS bands)
Issue Date: 1st April 2016
Page: 150 of 255



POWER SPECTRAL DENSITY

Variant: 802.11ac-80, Channel: 5290.00 MHz, SUM, Temp: 20, Voltage: 12 Vdc



Analyzer Setup	Marker:Frequency:Amplitude	Test Results
Detector = RMS Sweep Count = 100 RF Atten (dB) = 20 Trace Mode = VIEW	M1 : 5324.300 MHz : 4.197 dBm M1 + DCCF : 5324.300 MHz : 4.512 dBm Duty Cycle Correction Factor : +0.32 dB	Limit: ≤ 11.0 dBm Margin: -6.5 dB

[back to matrix](#)

This test report may be reproduced in full only. The document may only be updated by MiCOM Labs personnel. All changes will be noted in the Document History section of the report.

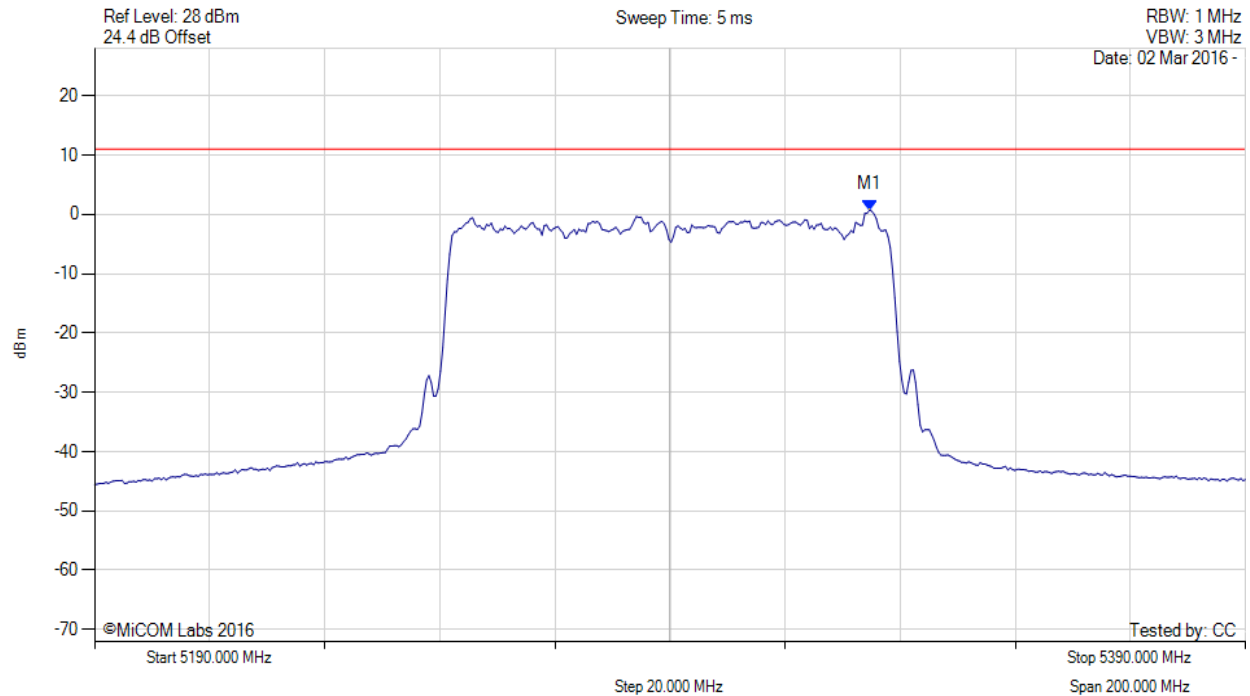


Title: Actiontec Electronics Inc. T3200M
To: FCC CFR 47 Part 15.407 & RSS-247
Serial #: ATEC14-U13_Conducted Rev A (DFS bands)
Issue Date: 1st April 2016
Page: 151 of 255



POWER SPECTRAL DENSITY

Variant: 802.11ac-80, Channel: 5290.00 MHz, Chain d, Temp: 20, Voltage: 12 Vdc



Analyzer Setup	Marker:Frequency:Amplitude	Test Results
Detector = RMS Sweep Count = 100 RF Atten (dB) = 20 Trace Mode = VIEW	M1 : 5324.669 MHz : 0.733 dBm	Limit: ≤ 11.000 dBm

[back to matrix](#)

This test report may be reproduced in full only. The document may only be updated by MiCOM Labs personnel. All changes will be noted in the Document History section of the report.

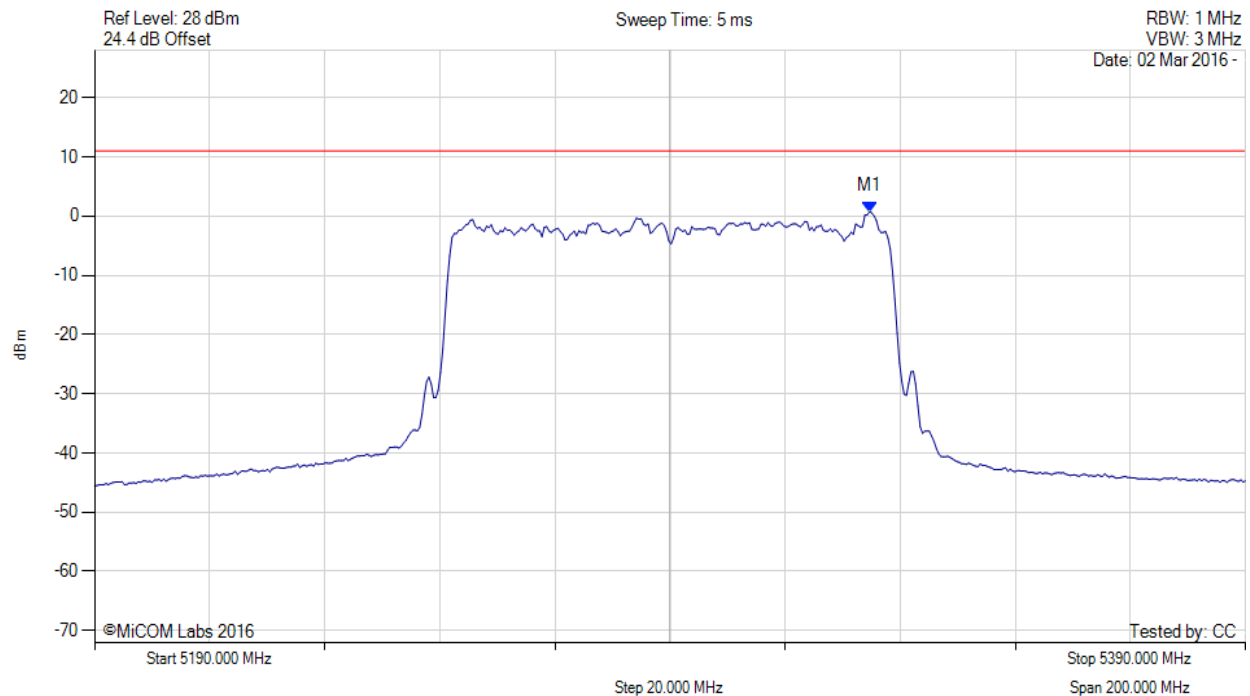


Title: Actiontec Electronics Inc. T3200M
To: FCC CFR 47 Part 15.407 & RSS-247
Serial #: ATEC14-U13_Conducted Rev A (DFS bands)
Issue Date: 1st April 2016
Page: 152 of 255



POWER SPECTRAL DENSITY

Variant: 802.11ac-80, Channel: 5290.00 MHz, SUM, Temp: 20, Voltage: 12 Vdc



Analyzer Setup	Marker:Frequency:Amplitude	Test Results
Detector = RMS Sweep Count = 100 RF Atten (dB) = 20 Trace Mode = VIEW	M1 : 5324.700 MHz : 0.733 dBm M1 + DCCF : 5324.700 MHz : 1.048 dBm Duty Cycle Correction Factor : +0.32 dB	Limit: ≤ 11.0 dBm Margin: -10.0 dB

[back to matrix](#)

This test report may be reproduced in full only. The document may only be updated by MiCOM Labs personnel. All changes will be noted in the Document History section of the report.

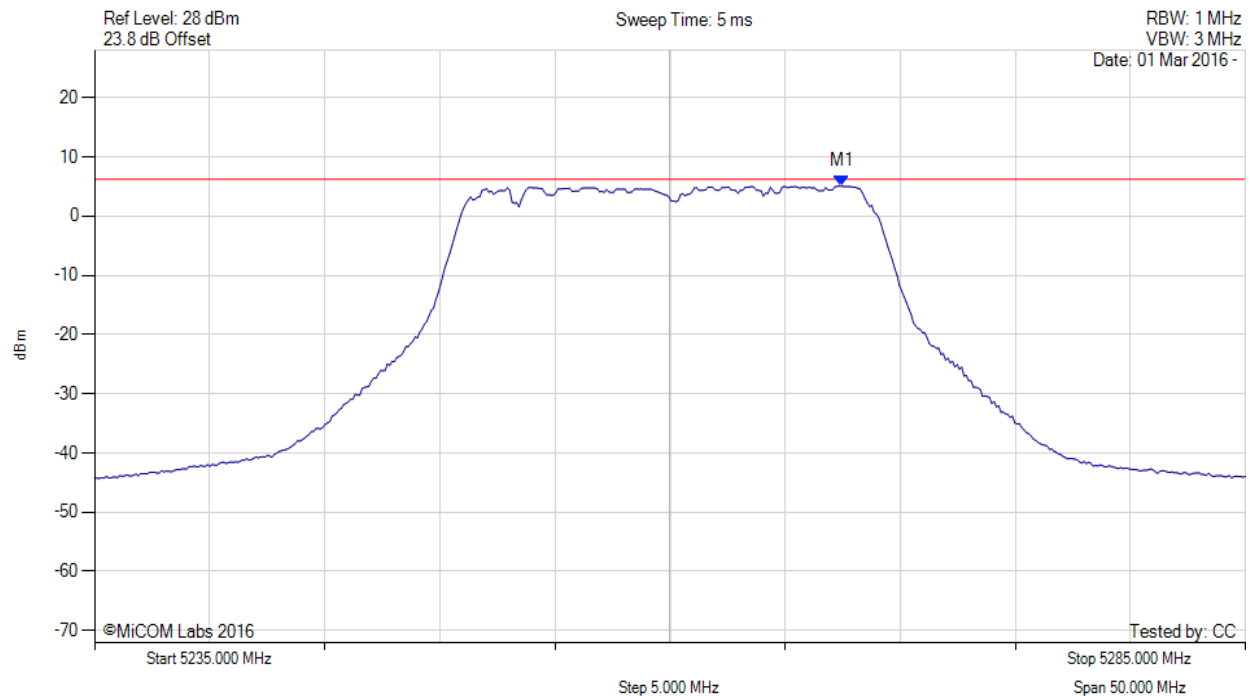


Title: Actiontec Electronics Inc. T3200M
To: FCC CFR 47 Part 15.407 & RSS-247
Serial #: ATEC14-U13_Conducted Rev A (DFS bands)
Issue Date: 1st April 2016
Page: 153 of 255



POWER SPECTRAL DENSITY

Variant: 802.11n HT-20, Channel: 5260.00 MHz, Chain a, Temp: 20, Voltage: 12 Vdc



Analyzer Setup	Marker:Frequency:Amplitude	Test Results
Detector = RMS Sweep Count = 100 RF Atten (dB) = 20 Trace Mode = VIEW	M1 : 5267.465 MHz : 5.044 dBm	Limit: ≤ 6.230 dBm

[back to matrix](#)

This test report may be reproduced in full only. The document may only be updated by MiCOM Labs personnel. All changes will be noted in the Document History section of the report.

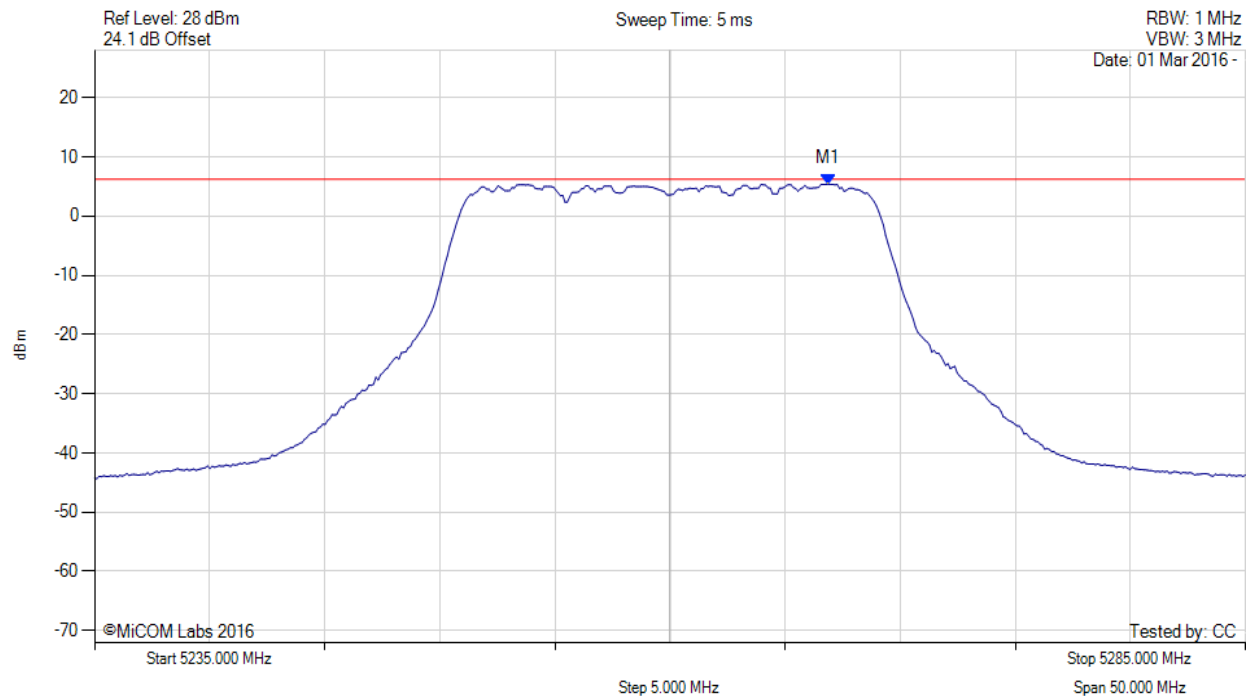


Title: Actiontec Electronics Inc. T3200M
To: FCC CFR 47 Part 15.407 & RSS-247
Serial #: ATEC14-U13_Conducted Rev A (DFS bands)
Issue Date: 1st April 2016
Page: 154 of 255



POWER SPECTRAL DENSITY

Variant: 802.11n HT-20, Channel: 5260.00 MHz, Chain b, Temp: 20, Voltage: 12 Vdc



Analyzer Setup	Marker:Frequency:Amplitude	Test Results
Detector = RMS Sweep Count = 100 RF Atten (dB) = 20 Trace Mode = VIEW	M1 : 5266.864 MHz : 5.410 dBm	Limit: ≤ 6.230 dBm

[back to matrix](#)

This test report may be reproduced in full only. The document may only be updated by MiCOM Labs personnel. All changes will be noted in the Document History section of the report.

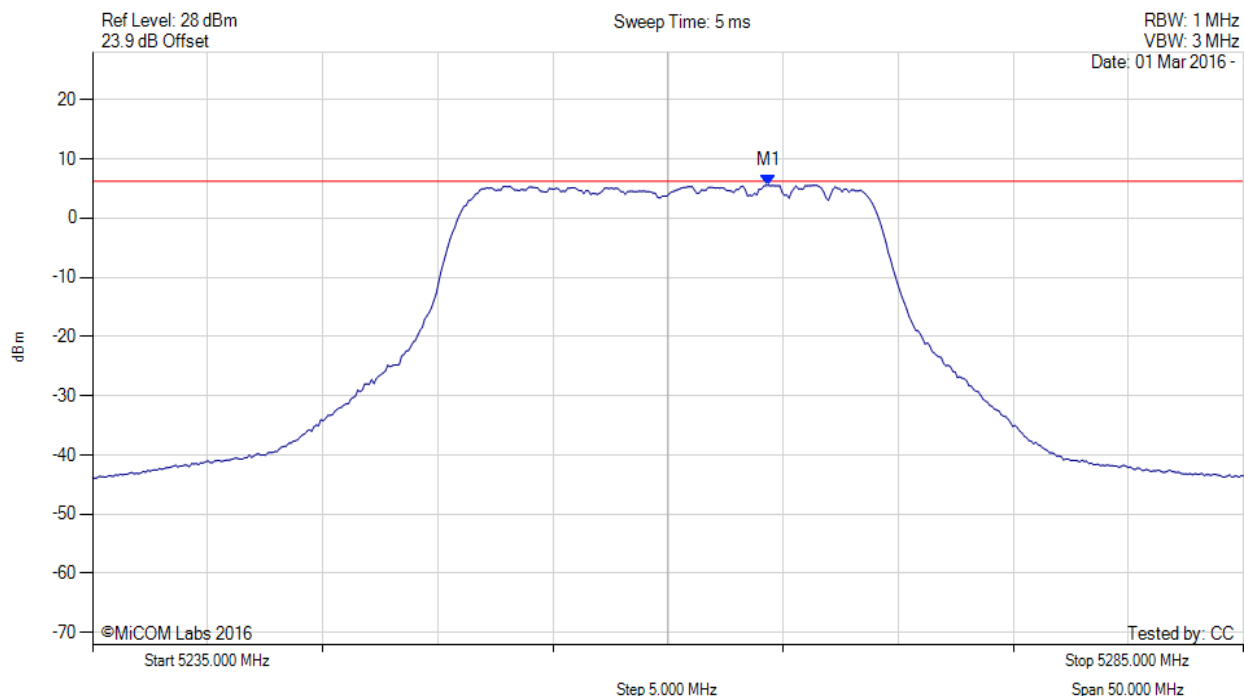


Title: Actiontec Electronics Inc. T3200M
To: FCC CFR 47 Part 15.407 & RSS-247
Serial #: ATEC14-U13_Conducted Rev A (DFS bands)
Issue Date: 1st April 2016
Page: 155 of 255



POWER SPECTRAL DENSITY

Variant: 802.11n HT-20, Channel: 5260.00 MHz, Chain c, Temp: 20, Voltage: 12 Vdc



Analyzer Setup	Marker:Frequency:Amplitude	Test Results
Detector = RMS Sweep Count = 100 RF Atten (dB) = 20 Trace Mode = VIEW	M1 : 5264.359 MHz : 5.535 dBm	Limit: ≤ 6.230 dBm

[back to matrix](#)

This test report may be reproduced in full only. The document may only be updated by MiCOM Labs personnel. All changes will be noted in the Document History section of the report.

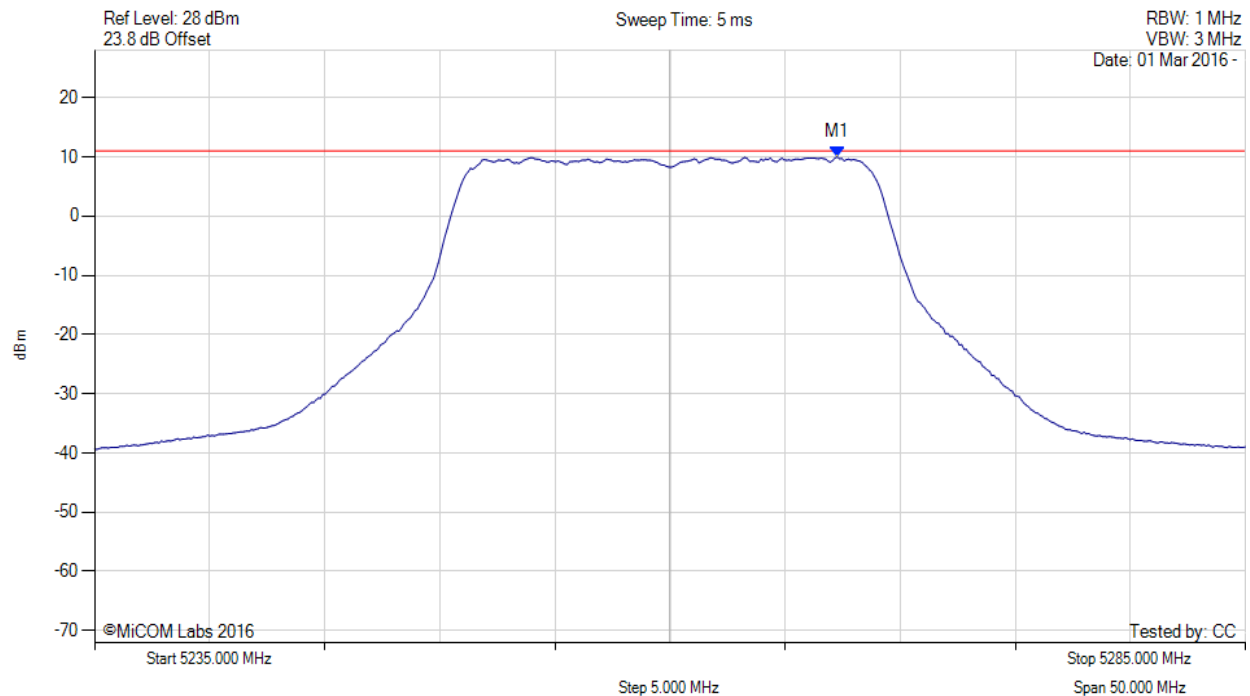


Title: Actiontec Electronics Inc. T3200M
To: FCC CFR 47 Part 15.407 & RSS-247
Serial #: ATEC14-U13_Conducted Rev A (DFS bands)
Issue Date: 1st April 2016
Page: 156 of 255



POWER SPECTRAL DENSITY

Variant: 802.11n HT-20, Channel: 5260.00 MHz, SUM, Temp: 20, Voltage: 12 Vdc



Analyzer Setup	Marker:Frequency:Amplitude	Test Results
Detector = RMS Sweep Count = 100 RF Atten (dB) = 20 Trace Mode = VIEW	M1 : 5267.300 MHz : 9.989 dBm M1 + DCCF : 5267.300 MHz : 10.077 dBm Duty Cycle Correction Factor : +0.09 dB	Limit: ≤ 11.0 dBm Margin: -0.9 dB

[back to matrix](#)

This test report may be reproduced in full only. The document may only be updated by MiCOM Labs personnel. All changes will be noted in the Document History section of the report.

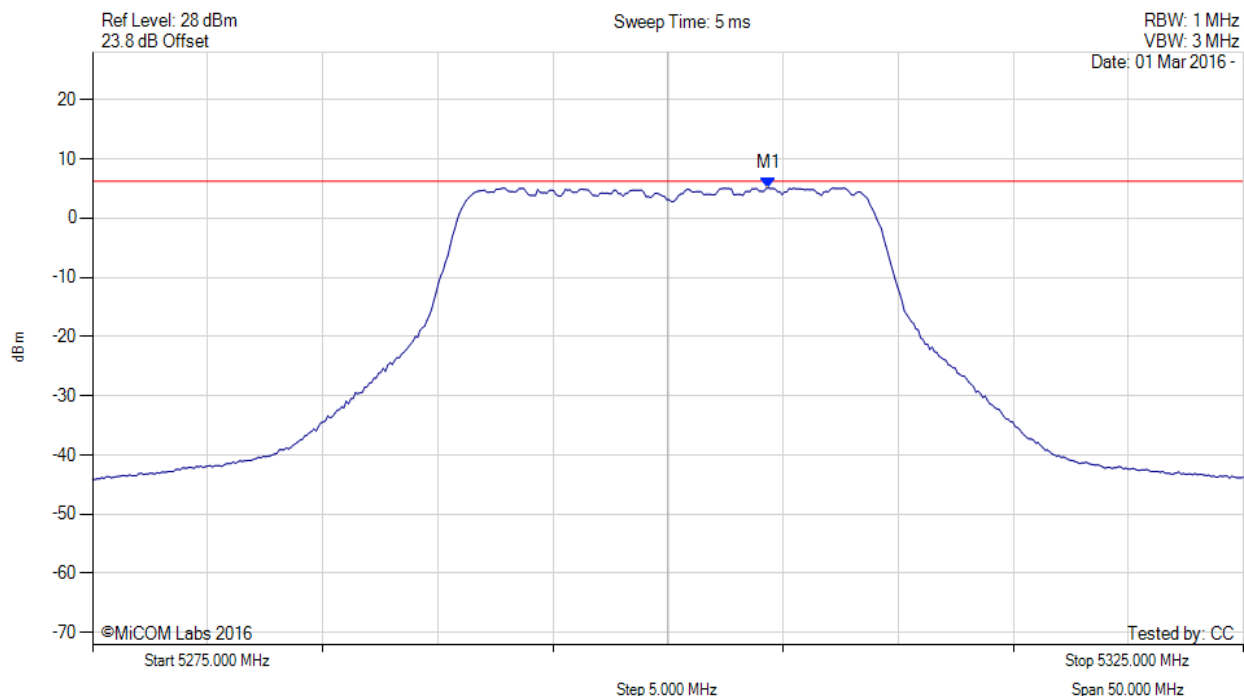


Title: Actiontec Electronics Inc. T3200M
To: FCC CFR 47 Part 15.407 & RSS-247
Serial #: ATEC14-U13_Conducted Rev A (DFS bands)
Issue Date: 1st April 2016
Page: 157 of 255



POWER SPECTRAL DENSITY

Variant: 802.11n HT-20, Channel: 5300.00 MHz, Chain a, Temp: 20, Voltage: 12 Vdc



Analyzer Setup	Marker:Frequency:Amplitude	Test Results
Detector = RMS Sweep Count = 100 RF Atten (dB) = 20 Trace Mode = VIEW	M1 : 5304.359 MHz : 5.091 dBm	Limit: ≤ 6.230 dBm

[back to matrix](#)

This test report may be reproduced in full only. The document may only be updated by MiCOM Labs personnel. All changes will be noted in the Document History section of the report.

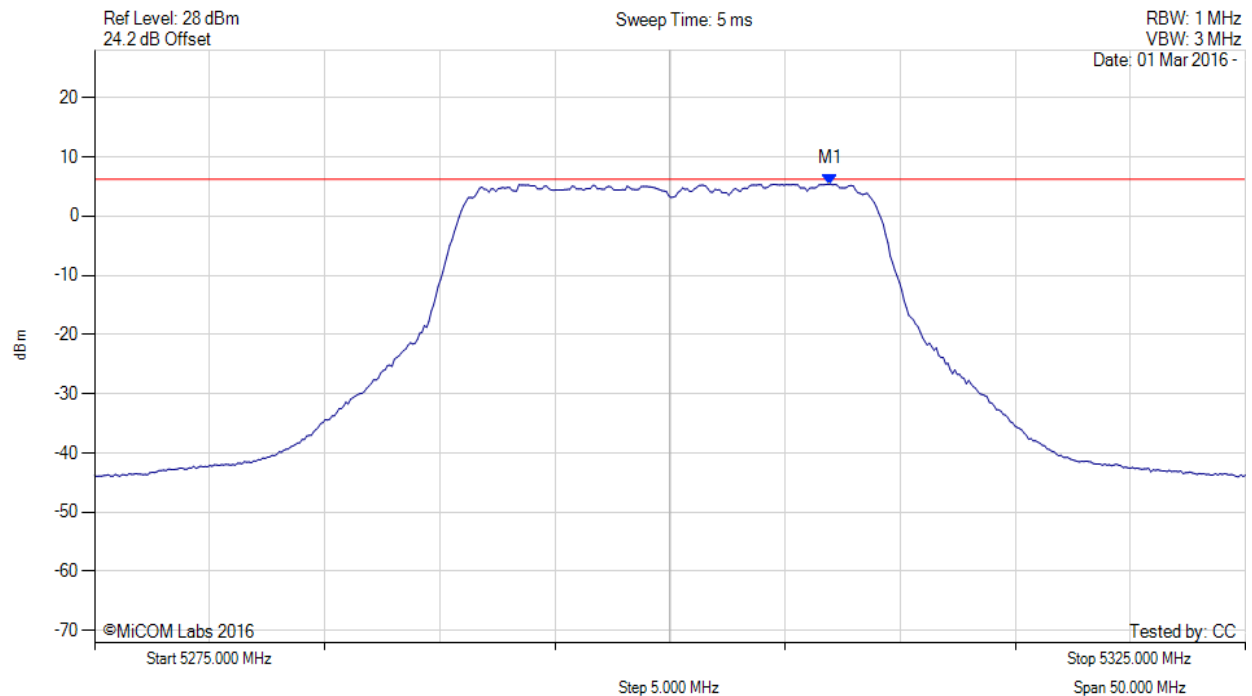


Title: Actiontec Electronics Inc. T3200M
To: FCC CFR 47 Part 15.407 & RSS-247
Serial #: ATEC14-U13_Conducted Rev A (DFS bands)
Issue Date: 1st April 2016
Page: 158 of 255



POWER SPECTRAL DENSITY

Variant: 802.11n HT-20, Channel: 5300.00 MHz, Chain b, Temp: 20, Voltage: 12 Vdc



Analyzer Setup	Marker:Frequency:Amplitude	Test Results
Detector = RMS Sweep Count = 100 RF Atten (dB) = 20 Trace Mode = VIEW	M1 : 5306.964 MHz : 5.418 dBm	Channel Frequency: 5300.00 MHz

[back to matrix](#)

This test report may be reproduced in full only. The document may only be updated by MiCOM Labs personnel. All changes will be noted in the Document History section of the report.

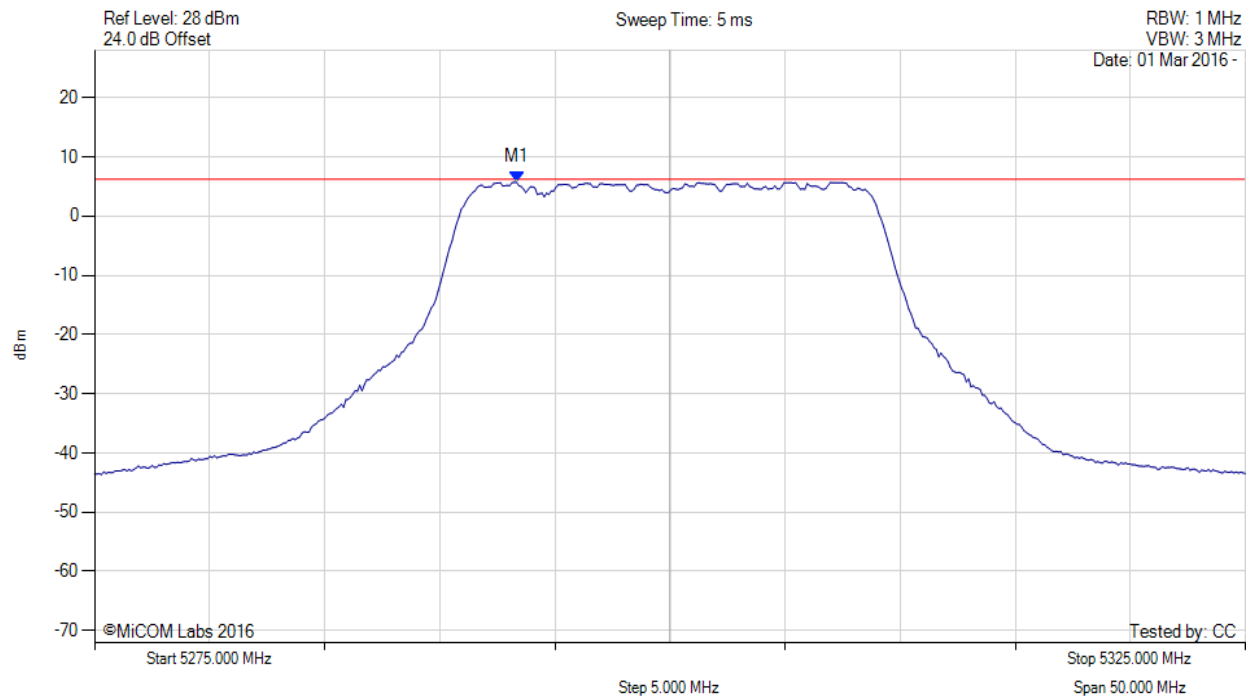


Title: Actiontec Electronics Inc. T3200M
To: FCC CFR 47 Part 15.407 & RSS-247
Serial #: ATEC14-U13_Conducted Rev A (DFS bands)
Issue Date: 1st April 2016
Page: 159 of 255



POWER SPECTRAL DENSITY

Variant: 802.11n HT-20, Channel: 5300.00 MHz, Chain c, Temp: 20, Voltage: 12 Vdc



Analyzer Setup	Marker:Frequency:Amplitude	Test Results
Detector = RMS Sweep Count = 100 RF Atten (dB) = 20 Trace Mode = VIEW	M1 : 5293.337 MHz : 5.715 dBm	Limit: ≤ 6.230 dBm

[back to matrix](#)

This test report may be reproduced in full only. The document may only be updated by MiCOM Labs personnel. All changes will be noted in the Document History section of the report.

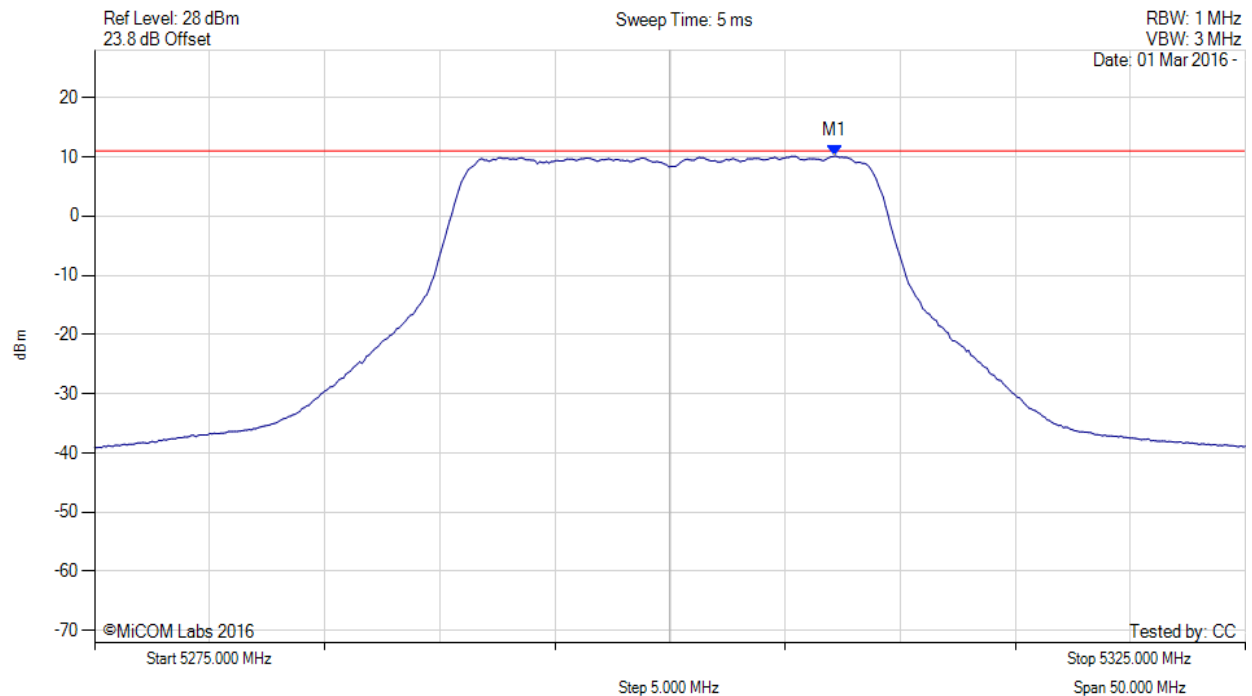


Title: Actiontec Electronics Inc. T3200M
To: FCC CFR 47 Part 15.407 & RSS-247
Serial #: ATEC14-U13_Conducted Rev A (DFS bands)
Issue Date: 1st April 2016
Page: 160 of 255



POWER SPECTRAL DENSITY

Variant: 802.11n HT-20, Channel: 5300.00 MHz, SUM, Temp: 20, Voltage: 12 Vdc



Analyzer Setup	Marker:Frequency:Amplitude	Test Results
Detector = RMS Sweep Count = 100 RF Atten (dB) = 20 Trace Mode = VIEW	M1 : 5307.200 MHz : 10.145 dBm M1 + DCCF : 5307.200 MHz : 10.233 dBm Duty Cycle Correction Factor : +0.09 dB	Limit: ≤ 11.0 dBm Margin: -0.7 dB

[back to matrix](#)

This test report may be reproduced in full only. The document may only be updated by MiCOM Labs personnel. All changes will be noted in the Document History section of the report.

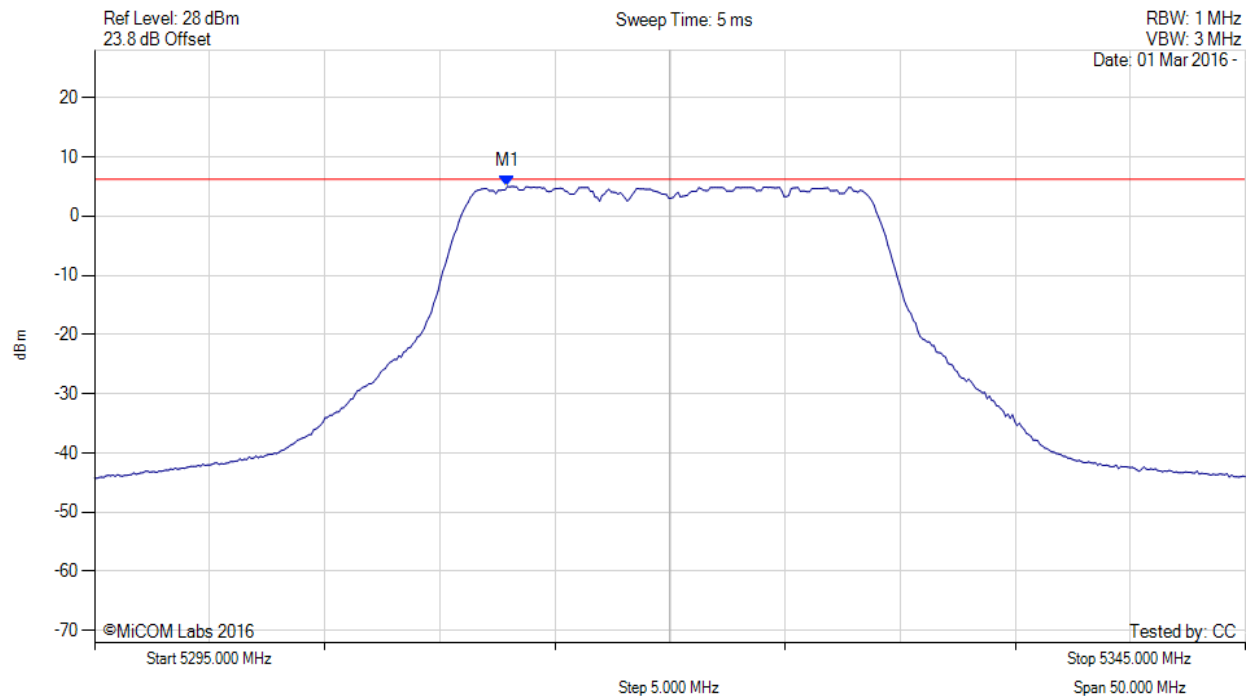


Title: Actiontec Electronics Inc. T3200M
To: FCC CFR 47 Part 15.407 & RSS-247
Serial #: ATEC14-U13_Conducted Rev A (DFS bands)
Issue Date: 1st April 2016
Page: 161 of 255



POWER SPECTRAL DENSITY

Variant: 802.11n HT-20, Channel: 5320.00 MHz, Chain a, Temp: 20, Voltage: 12 Vdc



Analyzer Setup	Marker:Frequency:Amplitude	Test Results
Detector = RMS Sweep Count = 100 RF Atten (dB) = 20 Trace Mode = VIEW	M1 : 5312.936 MHz : 5.006 dBm	Limit: ≤ 6.230 dBm

[back to matrix](#)

This test report may be reproduced in full only. The document may only be updated by MiCOM Labs personnel. All changes will be noted in the Document History section of the report.

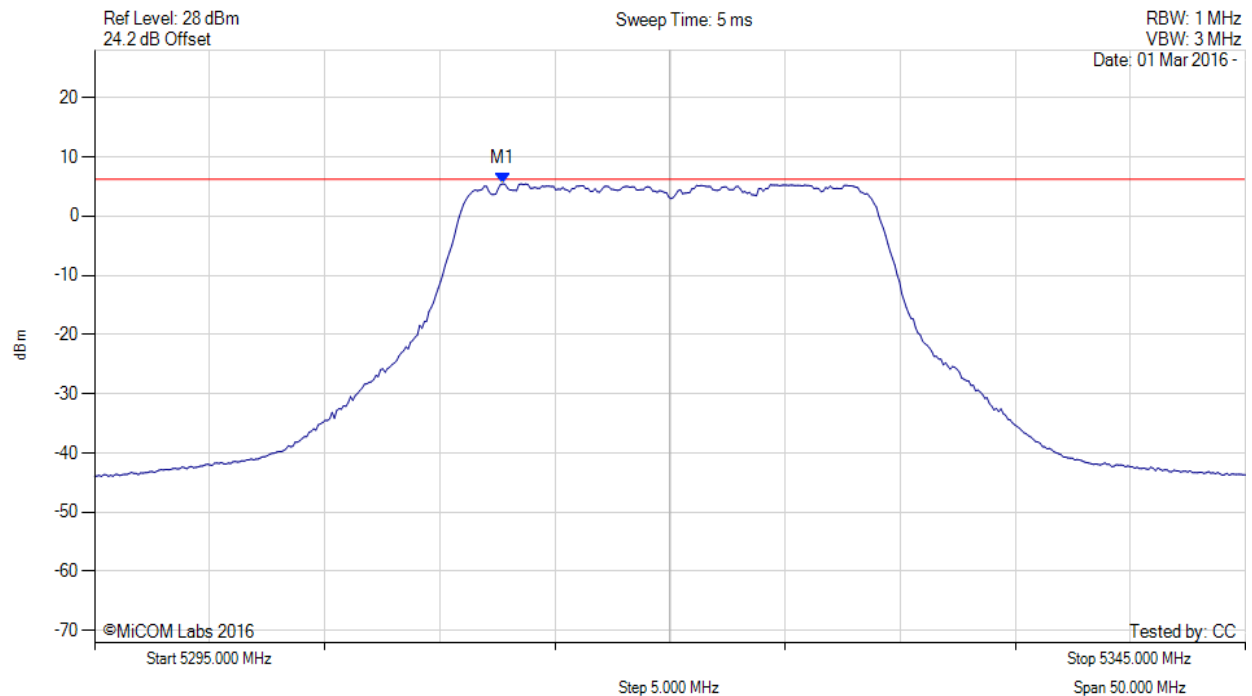


Title: Actiontec Electronics Inc. T3200M
To: FCC CFR 47 Part 15.407 & RSS-247
Serial #: ATEC14-U13_Conducted Rev A (DFS bands)
Issue Date: 1st April 2016
Page: 162 of 255



POWER SPECTRAL DENSITY

Variant: 802.11n HT-20, Channel: 5320.00 MHz, Chain b, Temp: 20, Voltage: 12 Vdc



Analyzer Setup	Marker:Frequency:Amplitude	Test Results
Detector = RMS Sweep Count = 100 RF Atten (dB) = 20 Trace Mode = VIEW	M1 : 5312.735 MHz : 5.453 dBm	Limit: ≤ 6.230 dBm

[back to matrix](#)

This test report may be reproduced in full only. The document may only be updated by MiCOM Labs personnel. All changes will be noted in the Document History section of the report.

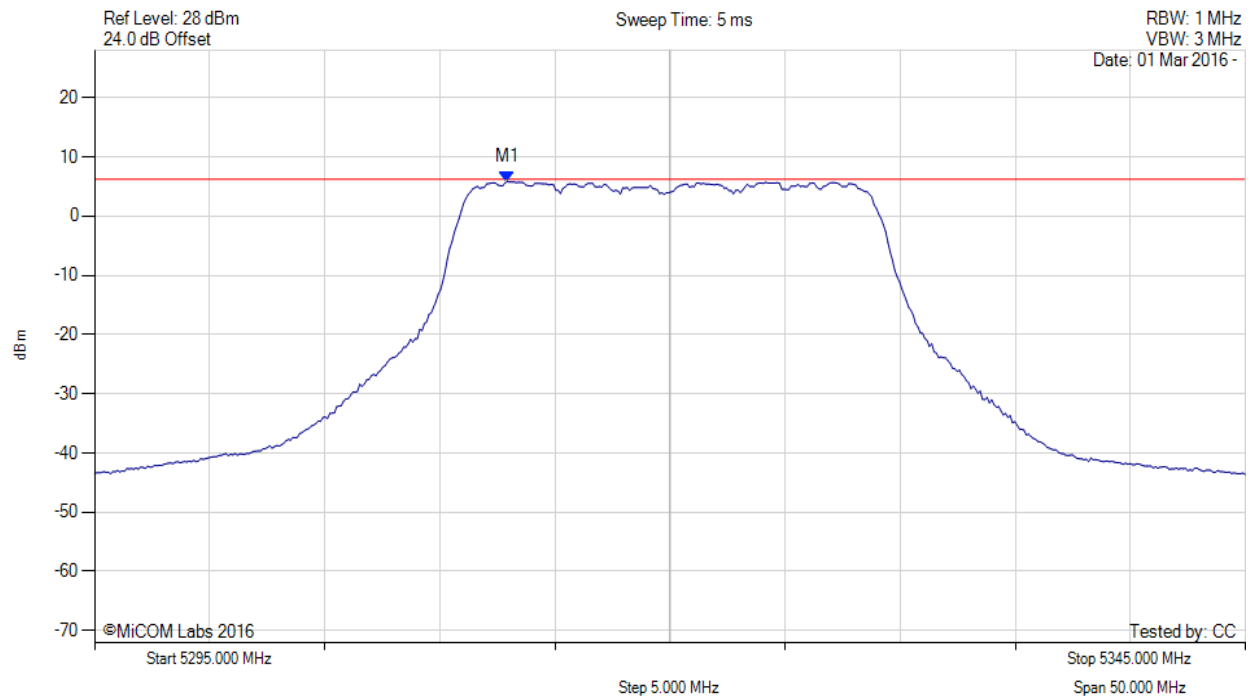


Title: Actiontec Electronics Inc. T3200M
To: FCC CFR 47 Part 15.407 & RSS-247
Serial #: ATEC14-U13_Conducted Rev A (DFS bands)
Issue Date: 1st April 2016
Page: 163 of 255



POWER SPECTRAL DENSITY

Variant: 802.11n HT-20, Channel: 5320.00 MHz, Chain c, Temp: 20, Voltage: 12 Vdc



Analyzer Setup	Marker:Frequency:Amplitude	Test Results
Detector = RMS Sweep Count = 100 RF Atten (dB) = 20 Trace Mode = VIEW	M1 : 5312.936 MHz : 5.821 dBm	Limit: ≤ 6.230 dBm

[back to matrix](#)

This test report may be reproduced in full only. The document may only be updated by MiCOM Labs personnel. All changes will be noted in the Document History section of the report.

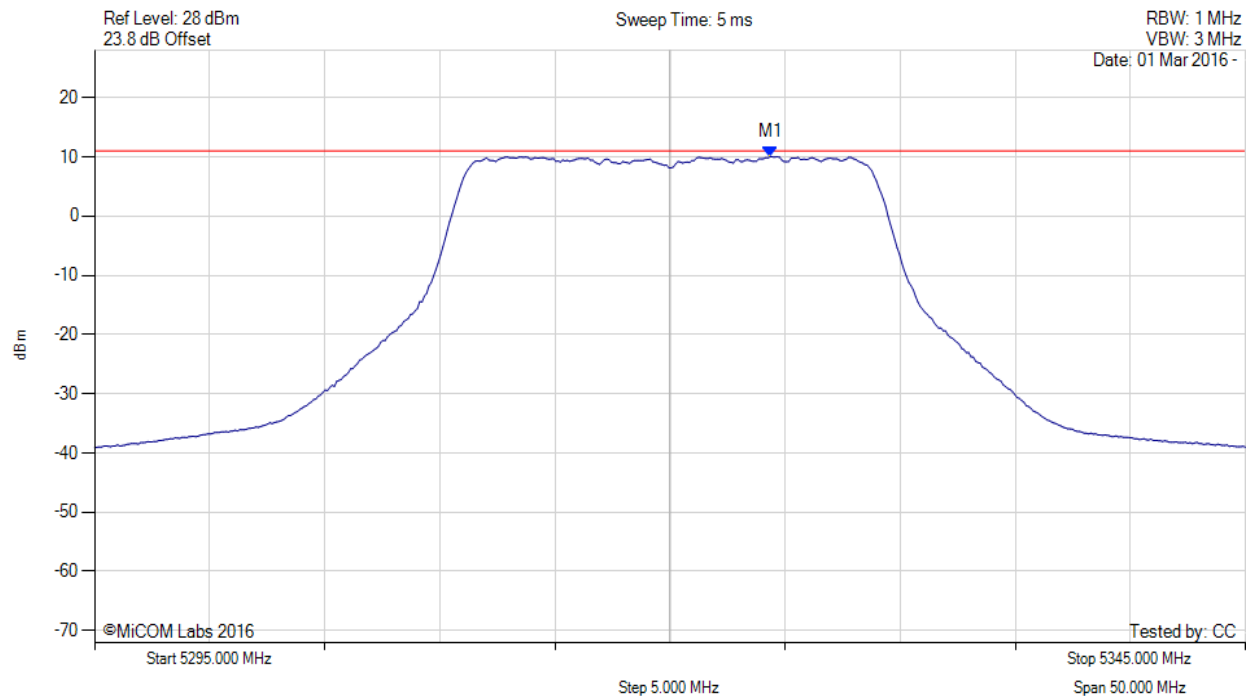


Title: Actiontec Electronics Inc. T3200M
To: FCC CFR 47 Part 15.407 & RSS-247
Serial #: ATEC14-U13_Conducted Rev A (DFS bands)
Issue Date: 1st April 2016
Page: 164 of 255



POWER SPECTRAL DENSITY

Variant: 802.11n HT-20, Channel: 5320.00 MHz, SUM, Temp: 20, Voltage: 12 Vdc



Analyzer Setup	Marker:Frequency:Amplitude	Test Results
Detector = RMS Sweep Count = 100 RF Atten (dB) = 20 Trace Mode = VIEW	M1 : 5324.400 MHz : 10.039 dBm M1 + DCCF : 5324.400 MHz : 10.127 dBm Duty Cycle Correction Factor : +0.09 dB	Limit: ≤ 11.0 dBm Margin: -0.8 dB

[back to matrix](#)

This test report may be reproduced in full only. The document may only be updated by MiCOM Labs personnel. All changes will be noted in the Document History section of the report.

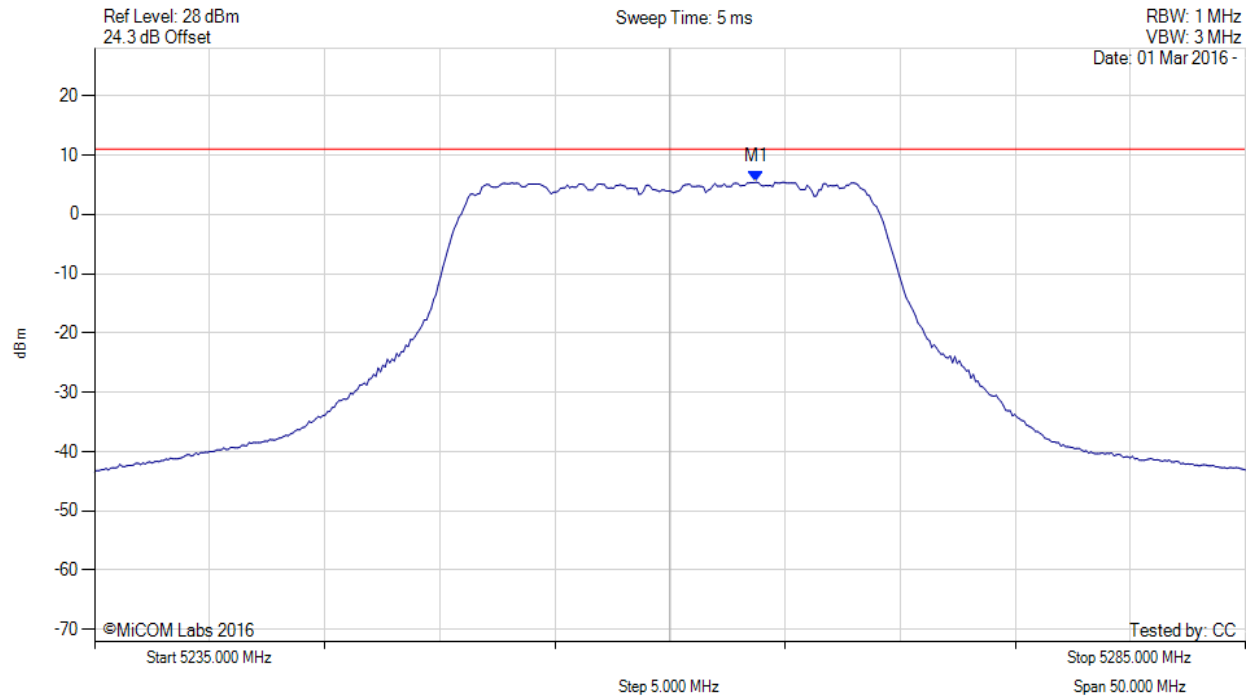


Title: Actiontec Electronics Inc. T3200M
To: FCC CFR 47 Part 15.407 & RSS-247
Serial #: ATEC14-U13_Conducted Rev A (DFS bands)
Issue Date: 1st April 2016
Page: 165 of 255



POWER SPECTRAL DENSITY

Variant: 802.11n HT-20, Channel: 5260.00 MHz, Chain d, Temp: 20, Voltage: 12 Vdc



Analyzer Setup	Marker:Frequency:Amplitude	Test Results
Detector = RMS Sweep Count = 100 RF Atten (dB) = 20 Trace Mode = VIEW	M1 : 5263.758 MHz : 5.436 dBm	Limit: ≤ 11.000 dBm

[back to matrix](#)

This test report may be reproduced in full only. The document may only be updated by MiCOM Labs personnel. All changes will be noted in the Document History section of the report.

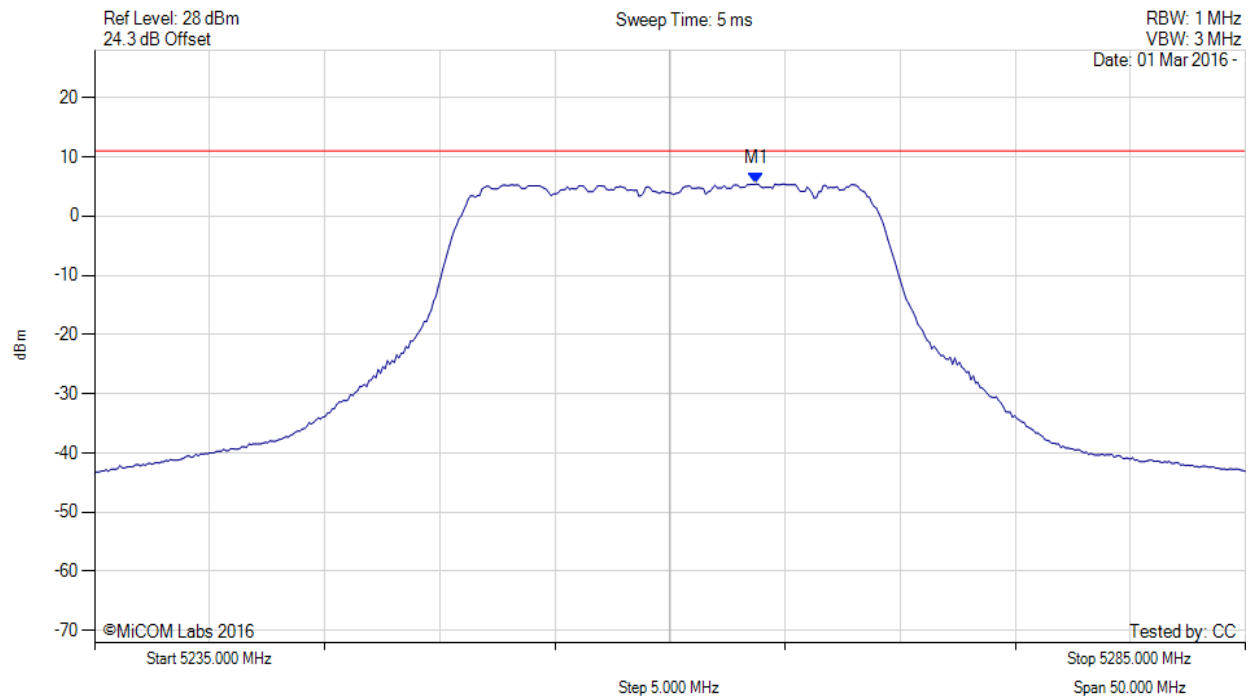


Title: Actiontec Electronics Inc. T3200M
To: FCC CFR 47 Part 15.407 & RSS-247
Serial #: ATEC14-U13_Conducted Rev A (DFS bands)
Issue Date: 1st April 2016
Page: 166 of 255



POWER SPECTRAL DENSITY

Variant: 802.11n HT-20, Channel: 5260.00 MHz, SUM, Temp: 20, Voltage: 12 Vdc



Analyzer Setup	Marker:Frequency:Amplitude	Test Results
Detector = RMS Sweep Count = 100 RF Atten (dB) = 20 Trace Mode = VIEW	M1 : 5263.800 MHz : 5.436 dBm M1 + DCCF : 5263.800 MHz : 5.524 dBm Duty Cycle Correction Factor : +0.09 dB	Limit: ≤ 11.0 dBm Margin: -5.5 dB

[back to matrix](#)

This test report may be reproduced in full only. The document may only be updated by MiCOM Labs personnel. All changes will be noted in the Document History section of the report.

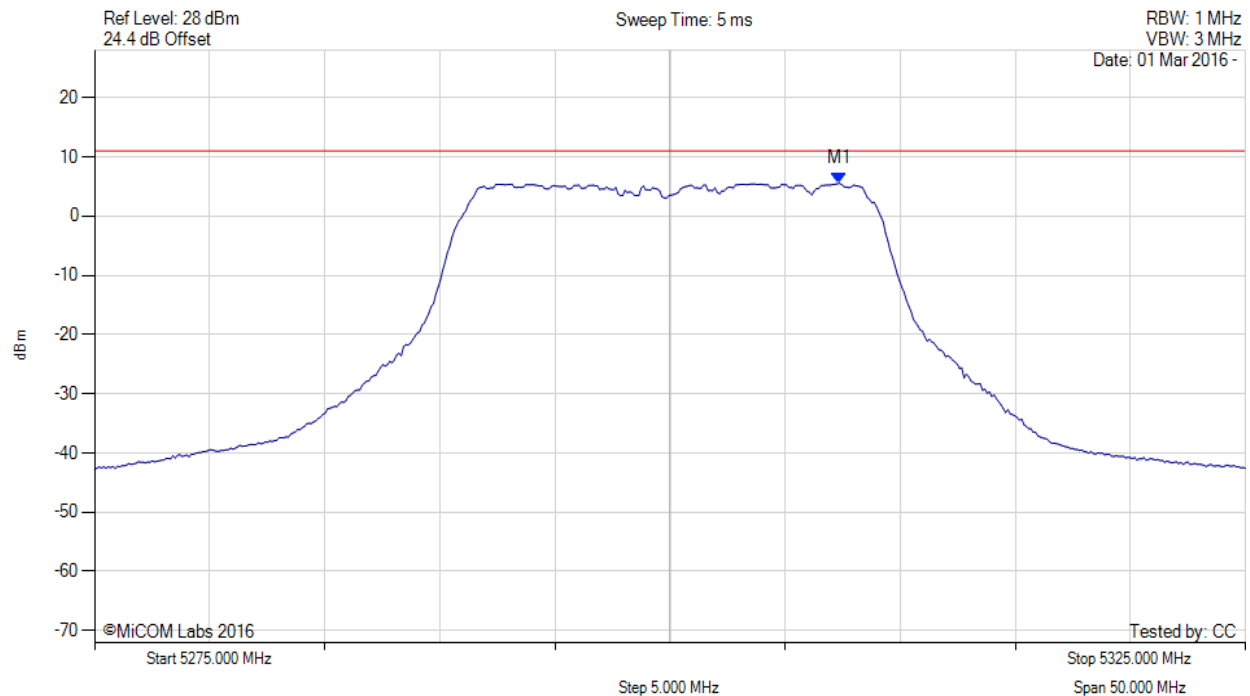


Title: Actiontec Electronics Inc. T3200M
To: FCC CFR 47 Part 15.407 & RSS-247
Serial #: ATEC14-U13_Conducted Rev A (DFS bands)
Issue Date: 1st April 2016
Page: 167 of 255



POWER SPECTRAL DENSITY

Variant: 802.11n HT-20, Channel: 5300.00 MHz, Chain d, Temp: 20, Voltage: 12 Vdc



Analyzer Setup	Marker:Frequency:Amplitude	Test Results
Detector = RMS Sweep Count = 100 RF Atten (dB) = 20 Trace Mode = VIEW	M1 : 5307.365 MHz : 5.552 dBm	Limit: ≤ 11.000 dBm

[back to matrix](#)

This test report may be reproduced in full only. The document may only be updated by MiCOM Labs personnel. All changes will be noted in the Document History section of the report.

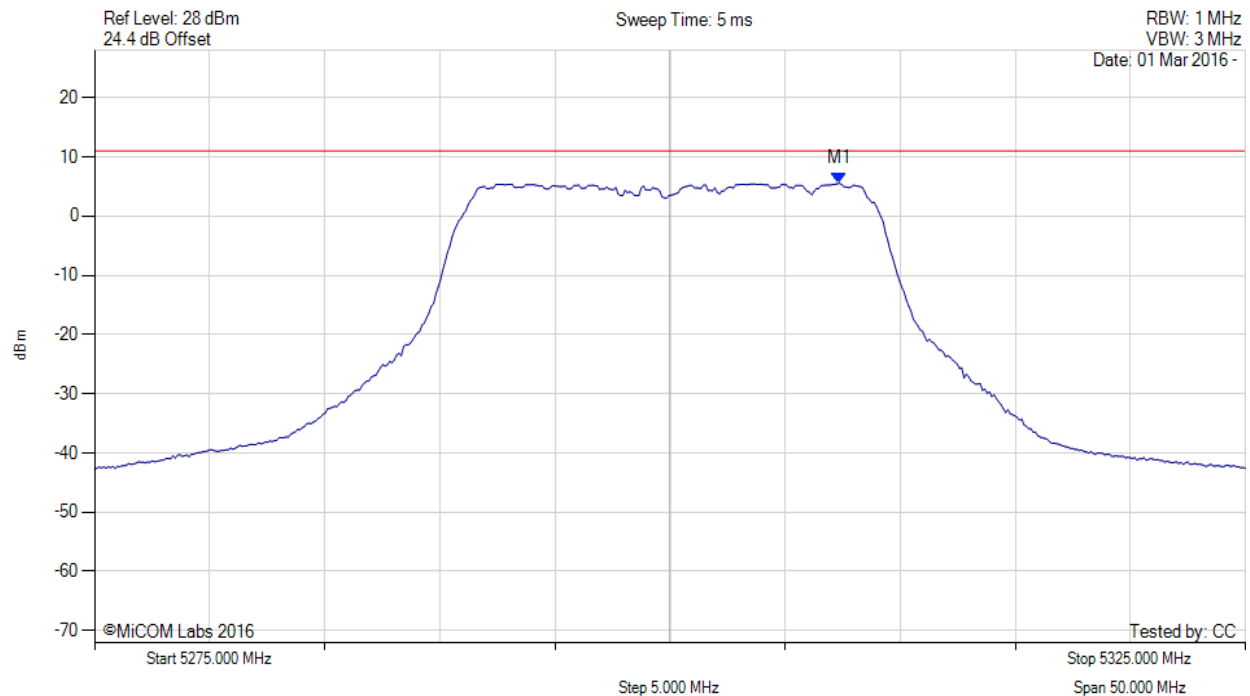


Title: Actiontec Electronics Inc. T3200M
To: FCC CFR 47 Part 15.407 & RSS-247
Serial #: ATEC14-U13_Conducted Rev A (DFS bands)
Issue Date: 1st April 2016
Page: 168 of 255



POWER SPECTRAL DENSITY

Variant: 802.11n HT-20, Channel: 5300.00 MHz, SUM, Temp: 20, Voltage: 12 Vdc



Analyzer Setup	Marker:Frequency:Amplitude	Test Results
Detector = RMS Sweep Count = 100 RF Atten (dB) = 20 Trace Mode = VIEW	M1 : 5307.400 MHz : 5.552 dBm M1 + DCCF : 5307.400 MHz : 5.640 dBm Duty Cycle Correction Factor : +0.09 dB	Limit: ≤ 11.0 dBm Margin: -5.4 dB

[back to matrix](#)

This test report may be reproduced in full only. The document may only be updated by MiCOM Labs personnel. All changes will be noted in the Document History section of the report.

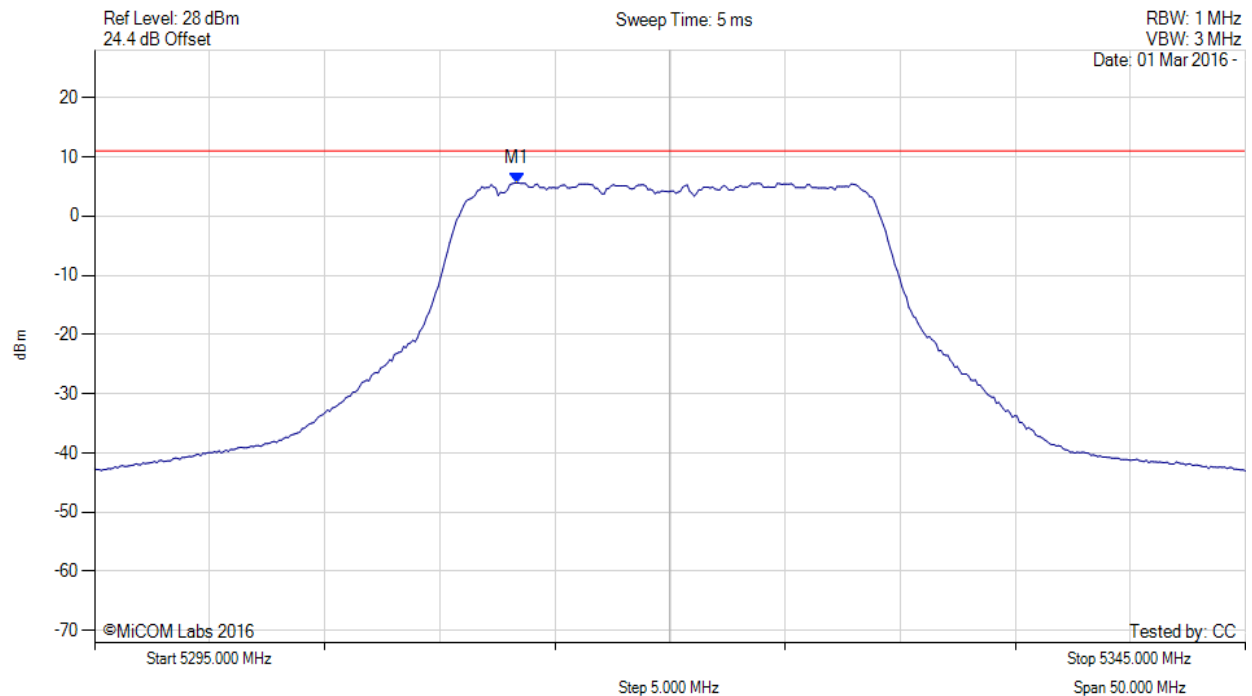


Title: Actiontec Electronics Inc. T3200M
To: FCC CFR 47 Part 15.407 & RSS-247
Serial #: ATEC14-U13_Conducted Rev A (DFS bands)
Issue Date: 1st April 2016
Page: 169 of 255



POWER SPECTRAL DENSITY

Variant: 802.11n HT-20, Channel: 5320.00 MHz, Chain d, Temp: 20, Voltage: 12 Vdc



Analyzer Setup	Marker:Frequency:Amplitude	Test Results
Detector = RMS Sweep Count = 100 RF Atten (dB) = 20 Trace Mode = VIEW	M1 : 5313.337 MHz : 5.575 dBm	Limit: ≤ 11.000 dBm

[back to matrix](#)

This test report may be reproduced in full only. The document may only be updated by MiCOM Labs personnel. All changes will be noted in the Document History section of the report.

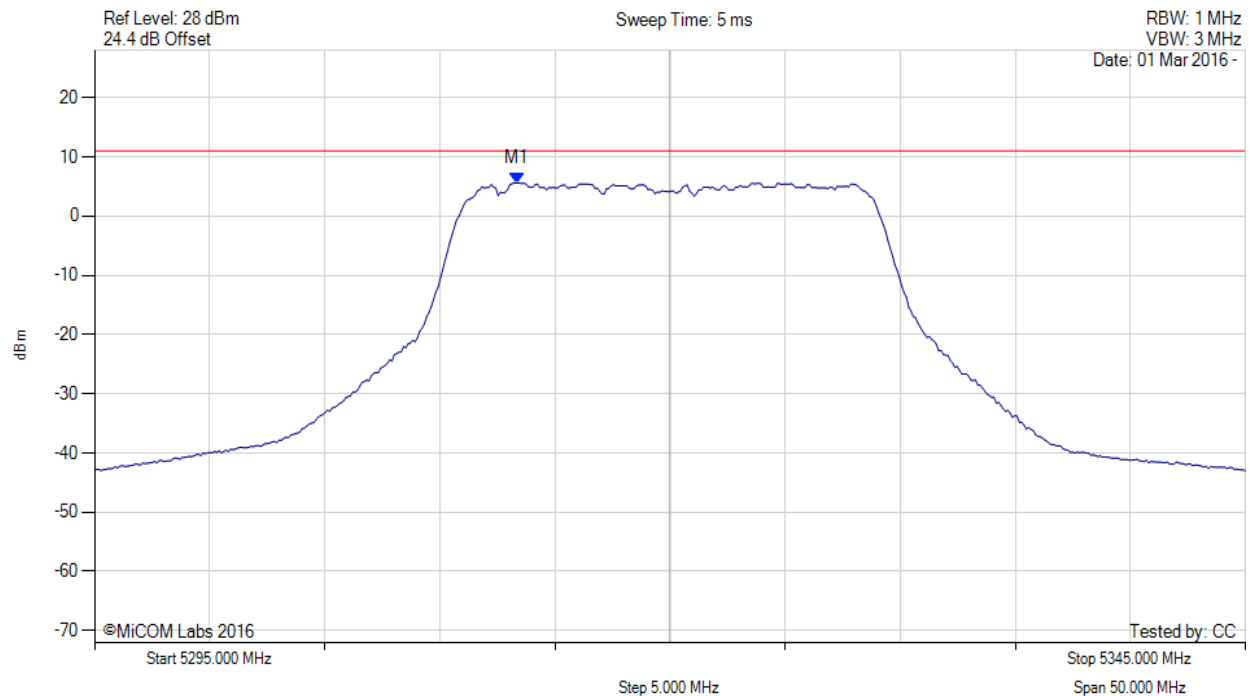


Title: Actiontec Electronics Inc. T3200M
To: FCC CFR 47 Part 15.407 & RSS-247
Serial #: ATEC14-U13_Conducted Rev A (DFS bands)
Issue Date: 1st April 2016
Page: 170 of 255



POWER SPECTRAL DENSITY

Variant: 802.11n HT-20, Channel: 5320.00 MHz, SUM, Temp: 20, Voltage: 12 Vdc



Analyzer Setup	Marker:Frequency:Amplitude	Test Results
Detector = RMS Sweep Count = 100 RF Atten (dB) = 20 Trace Mode = VIEW	M1 : 5313.300 MHz : 5.575 dBm M1 + DCCF : 5313.300 MHz : 5.663 dBm Duty Cycle Correction Factor : +0.09 dB	Limit: ≤ 11.0 dBm Margin: -5.3 dB

[back to matrix](#)

This test report may be reproduced in full only. The document may only be updated by MiCOM Labs personnel. All changes will be noted in the Document History section of the report.

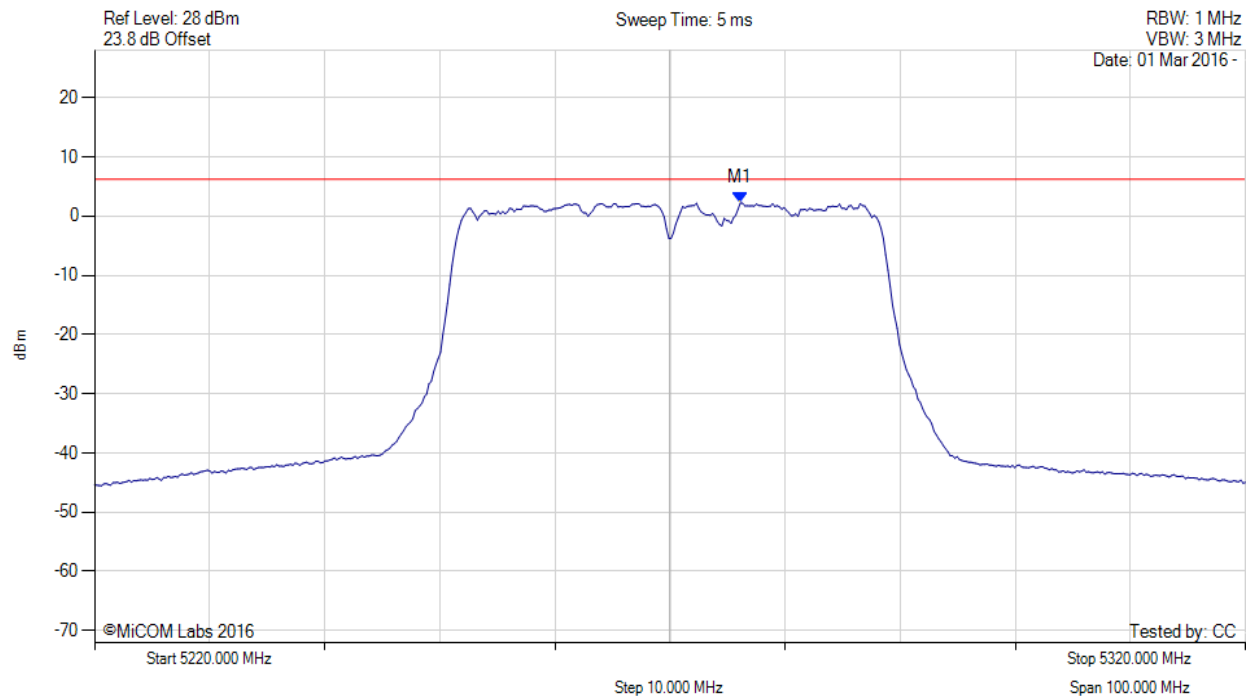


Title: Actiontec Electronics Inc. T3200M
To: FCC CFR 47 Part 15.407 & RSS-247
Serial #: ATEC14-U13_Conducted Rev A (DFS bands)
Issue Date: 1st April 2016
Page: 171 of 255



POWER SPECTRAL DENSITY

Variant: 802.11n HT-40, Channel: 5270.00 MHz, Chain a, Temp: 20, Voltage: 12 Vdc



Analyzer Setup	Marker:Frequency:Amplitude	Test Results
Detector = RMS Sweep Count = 100 RF Atten (dB) = 20 Trace Mode = VIEW	M1 : 5276.112 MHz : 2.224 dBm	Limit: ≤ 6.230 dBm

[back to matrix](#)

This test report may be reproduced in full only. The document may only be updated by MiCOM Labs personnel. All changes will be noted in the Document History section of the report.

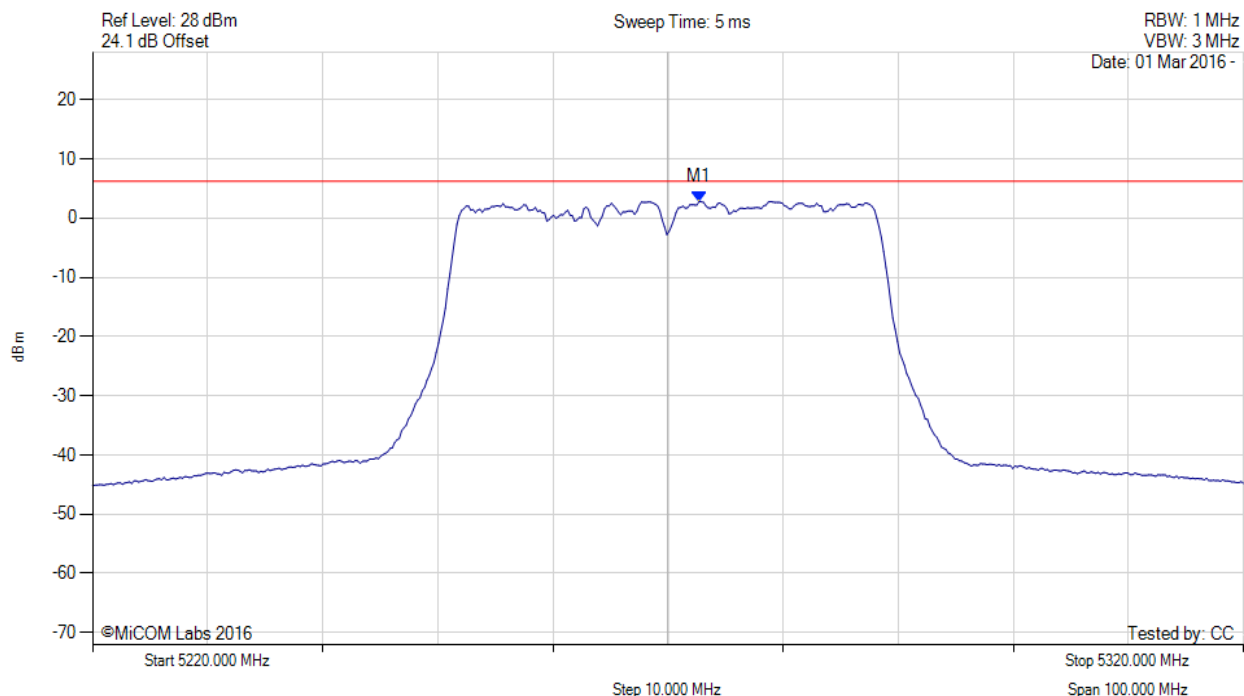


Title: Actiontec Electronics Inc. T3200M
To: FCC CFR 47 Part 15.407 & RSS-247
Serial #: ATEC14-U13_Conducted Rev A (DFS bands)
Issue Date: 1st April 2016
Page: 172 of 255



POWER SPECTRAL DENSITY

Variant: 802.11n HT-40, Channel: 5270.00 MHz, Chain b, Temp: 20, Voltage: 12 Vdc



Analyzer Setup	Marker:Frequency:Amplitude	Test Results
Detector = RMS Sweep Count = 100 RF Atten (dB) = 20 Trace Mode = VIEW	M1 : 5272.705 MHz : 2.813 dBm	Limit: ≤ 6.230 dBm

[back to matrix](#)

This test report may be reproduced in full only. The document may only be updated by MiCOM Labs personnel. All changes will be noted in the Document History section of the report.

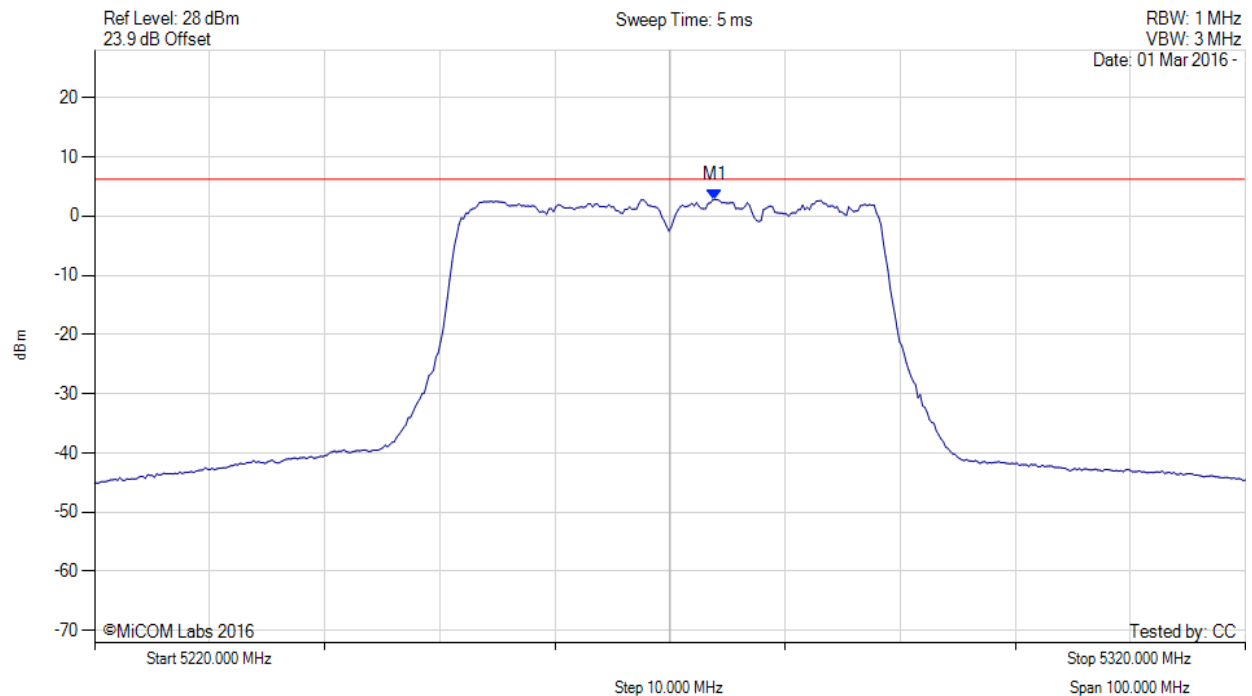


Title: Actiontec Electronics Inc. T3200M
To: FCC CFR 47 Part 15.407 & RSS-247
Serial #: ATEC14-U13_Conducted Rev A (DFS bands)
Issue Date: 1st April 2016
Page: 173 of 255



POWER SPECTRAL DENSITY

Variant: 802.11n HT-40, Channel: 5270.00 MHz, Chain c, Temp: 20, Voltage: 12 Vdc



Analyzer Setup	Marker:Frequency:Amplitude	Test Results
Detector = RMS Sweep Count = 100 RF Atten (dB) = 20 Trace Mode = VIEW	M1 : 5273.908 MHz : 2.818 dBm	Limit: ≤ 6.230 dBm

[back to matrix](#)

This test report may be reproduced in full only. The document may only be updated by MiCOM Labs personnel. All changes will be noted in the Document History section of the report.

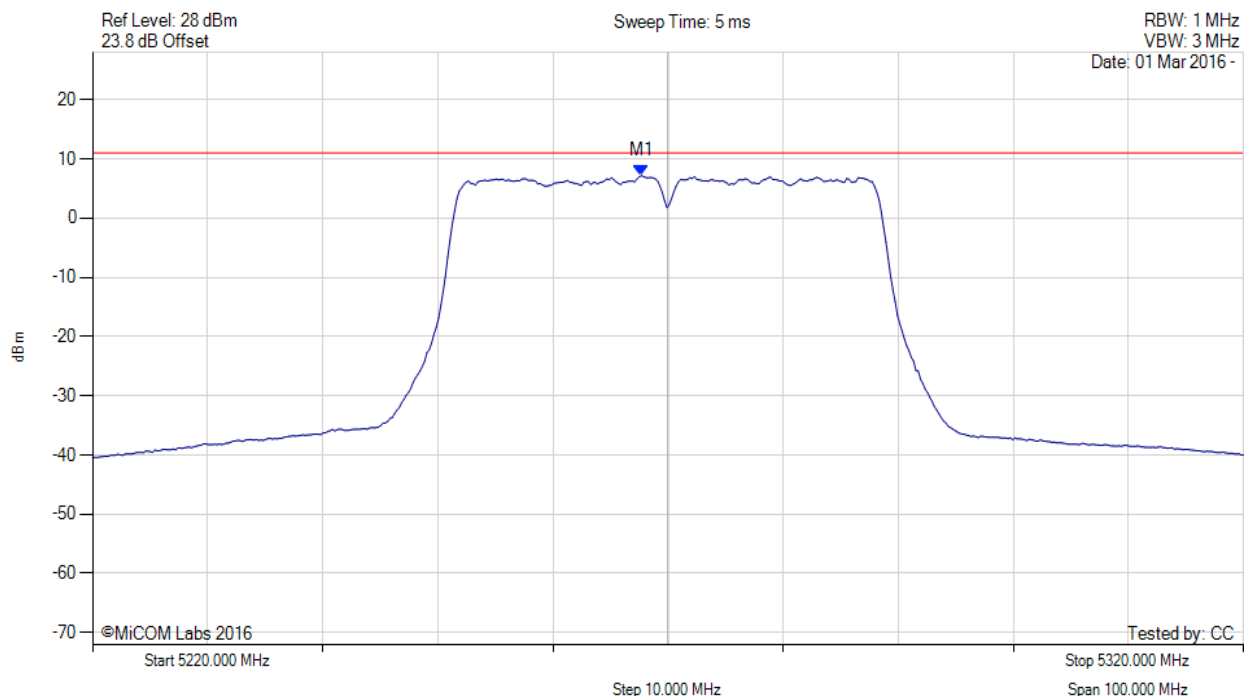


Title: Actiontec Electronics Inc. T3200M
To: FCC CFR 47 Part 15.407 & RSS-247
Serial #: ATEC14-U13_Conducted Rev A (DFS bands)
Issue Date: 1st April 2016
Page: 174 of 255



POWER SPECTRAL DENSITY

Variant: 802.11n HT-40, Channel: 5270.00 MHz, SUM, Temp: 20, Voltage: 12 Vdc



Analyzer Setup	Marker:Frequency:Amplitude	Test Results
Detector = RMS Sweep Count = 100 RF Atten (dB) = 20 Trace Mode = VIEW	M1 : 5267.700 MHz : 7.169 dBm M1 + DCCF : 5267.700 MHz : 7.346 dBm Duty Cycle Correction Factor : +0.18 dB	Limit: ≤ 11.0 dBm Margin: -3.6 dB

[back to matrix](#)

This test report may be reproduced in full only. The document may only be updated by MiCOM Labs personnel. All changes will be noted in the Document History section of the report.

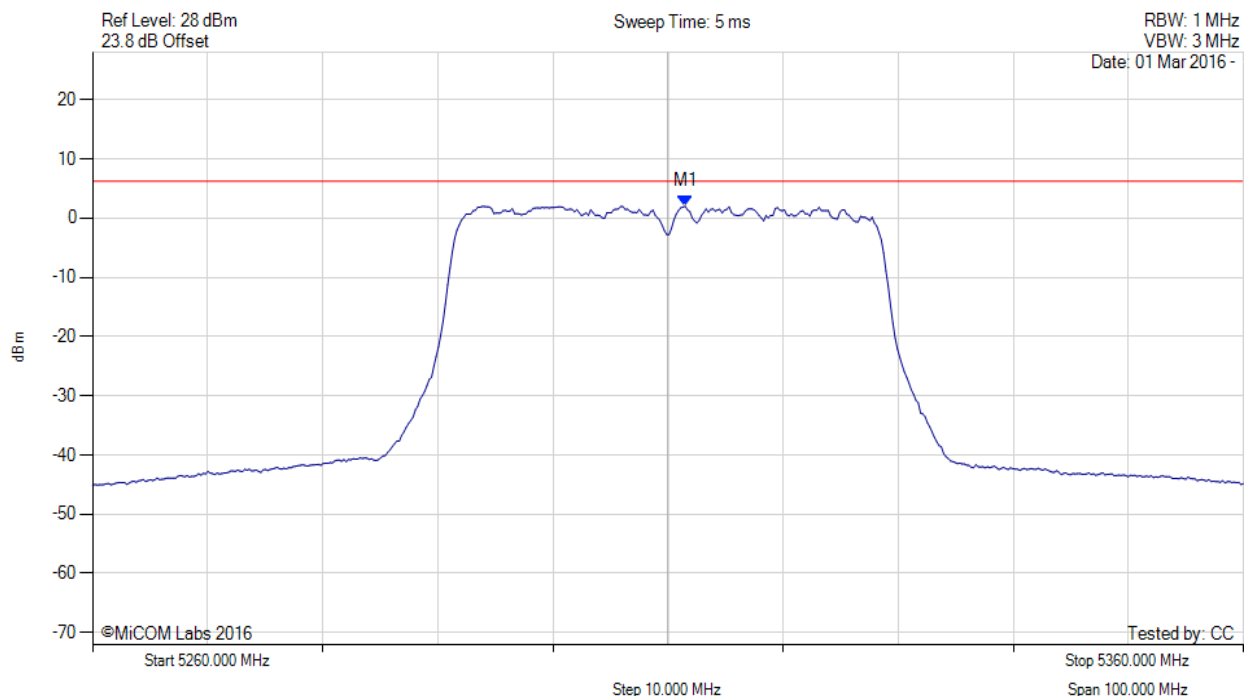


Title: Actiontec Electronics Inc. T3200M
To: FCC CFR 47 Part 15.407 & RSS-247
Serial #: ATEC14-U13_Conducted Rev A (DFS bands)
Issue Date: 1st April 2016
Page: 175 of 255



POWER SPECTRAL DENSITY

Variant: 802.11n HT-40, Channel: 5310.00 MHz, Chain a, Temp: 20, Voltage: 12 Vdc



Analyzer Setup	Marker:Frequency:Amplitude	Test Results
Detector = RMS Sweep Count = 100 RF Atten (dB) = 20 Trace Mode = VIEW	M1 : 5311.503 MHz : 1.997 dBm	Limit: ≤ 6.230 dBm

[back to matrix](#)

This test report may be reproduced in full only. The document may only be updated by MiCOM Labs personnel. All changes will be noted in the Document History section of the report.

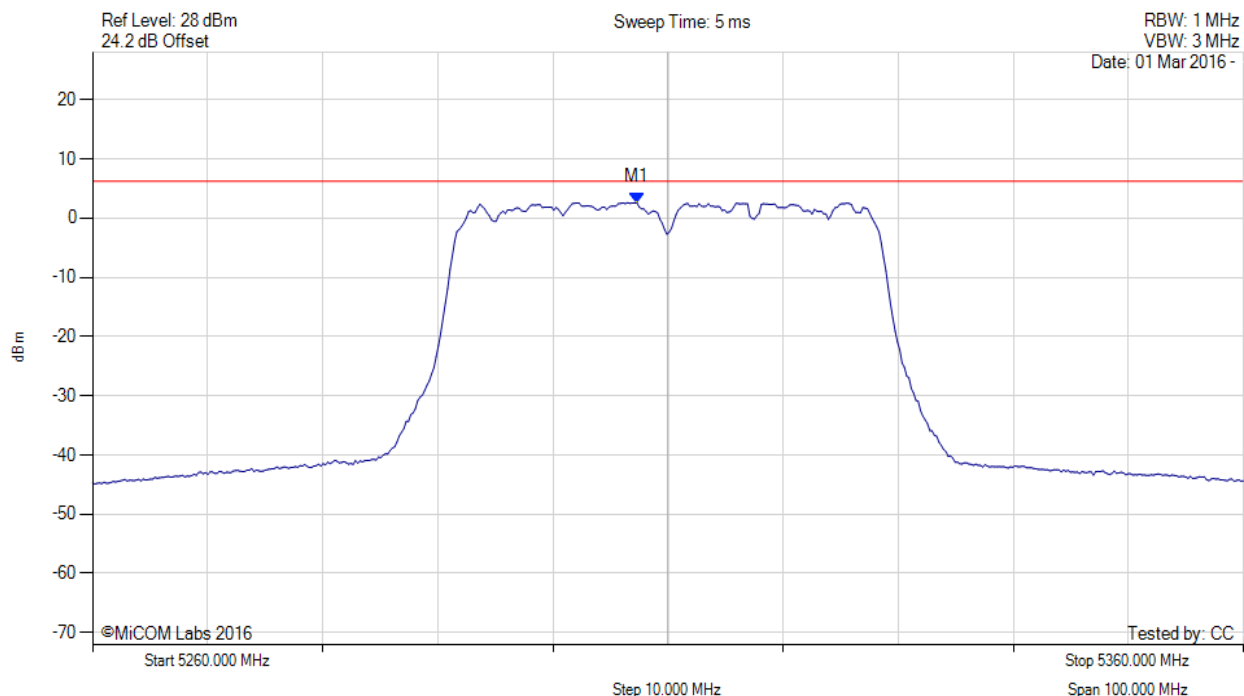


Title: Actiontec Electronics Inc. T3200M
To: FCC CFR 47 Part 15.407 & RSS-247
Serial #: ATEC14-U13_Conducted Rev A (DFS bands)
Issue Date: 1st April 2016
Page: 176 of 255



POWER SPECTRAL DENSITY

Variant: 802.11n HT-40, Channel: 5310.00 MHz, Chain b, Temp: 20, Voltage: 12 Vdc



Analyzer Setup	Marker:Frequency:Amplitude	Test Results
Detector = RMS Sweep Count = 100 RF Atten (dB) = 20 Trace Mode = VIEW	M1 : 5307.295 MHz : 2.601 dBm	Limit: ≤ 6.230 dBm

[back to matrix](#)

This test report may be reproduced in full only. The document may only be updated by MiCOM Labs personnel. All changes will be noted in the Document History section of the report.

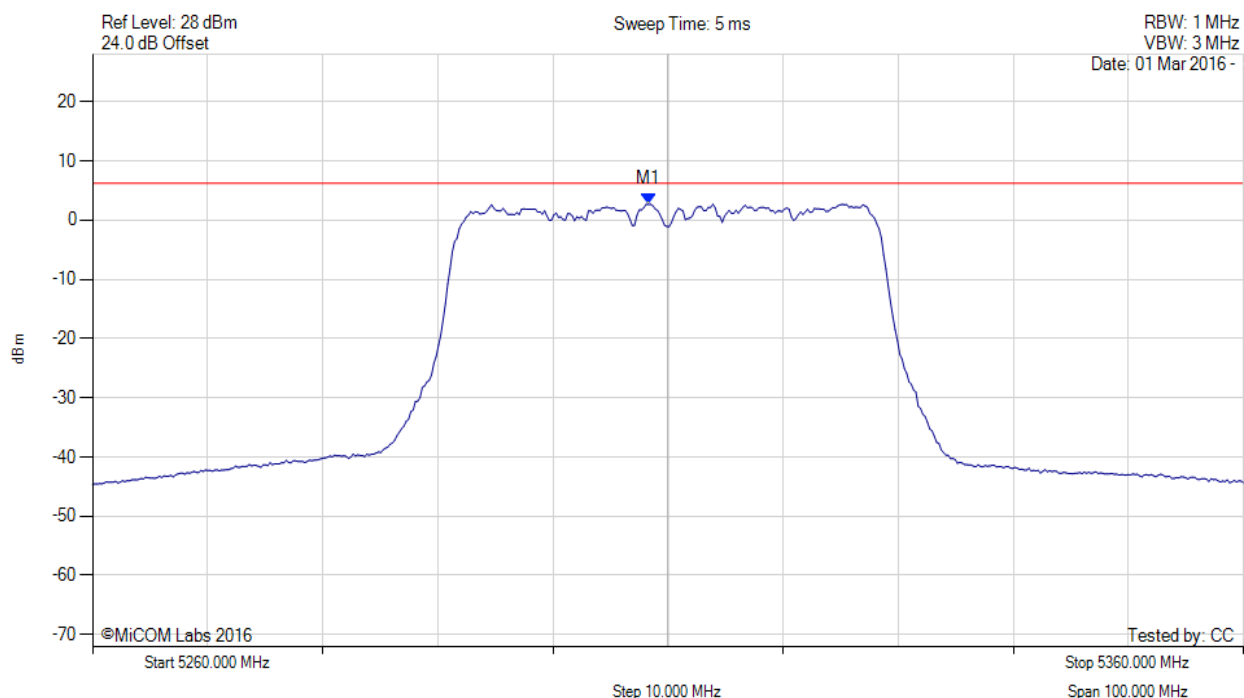


Title: Actiontec Electronics Inc. T3200M
To: FCC CFR 47 Part 15.407 & RSS-247
Serial #: ATEC14-U13_Conducted Rev A (DFS bands)
Issue Date: 1st April 2016
Page: 177 of 255



POWER SPECTRAL DENSITY

Variant: 802.11n HT-40, Channel: 5310.00 MHz, Chain c, Temp: 20, Voltage: 12 Vdc



Analyzer Setup	Marker:Frequency:Amplitude	Test Results
Detector = RMS Sweep Count = 100 RF Atten (dB) = 20 Trace Mode = VIEW	M1 : 5308.297 MHz : 2.679 dBm	Limit: ≤ 6.230 dBm

[back to matrix](#)

This test report may be reproduced in full only. The document may only be updated by MiCOM Labs personnel. All changes will be noted in the Document History section of the report.

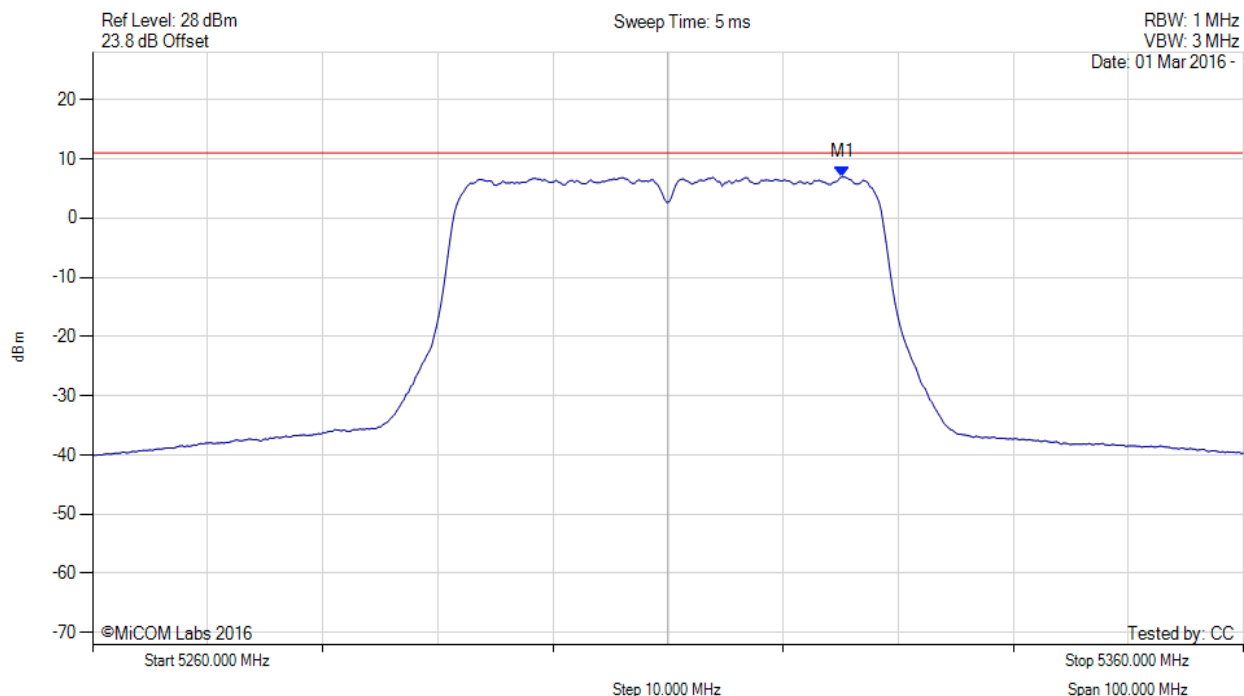


Title: Actiontec Electronics Inc. T3200M
To: FCC CFR 47 Part 15.407 & RSS-247
Serial #: ATEC14-U13_Conducted Rev A (DFS bands)
Issue Date: 1st April 2016
Page: 178 of 255



POWER SPECTRAL DENSITY

Variant: 802.11n HT-40, Channel: 5310.00 MHz, SUM, Temp: 20, Voltage: 12 Vdc



Analyzer Setup	Marker:Frequency:Amplitude	Test Results
Detector = RMS Sweep Count = 100 RF Atten (dB) = 20 Trace Mode = VIEW	M1 : 5325.100 MHz : 6.963 dBm M1 + DCCF : 5325.100 MHz : 7.140 dBm Duty Cycle Correction Factor : +0.18 dB	Limit: ≤ 11.0 dBm Margin: -3.8 dB

[back to matrix](#)

This test report may be reproduced in full only. The document may only be updated by MiCOM Labs personnel. All changes will be noted in the Document History section of the report.

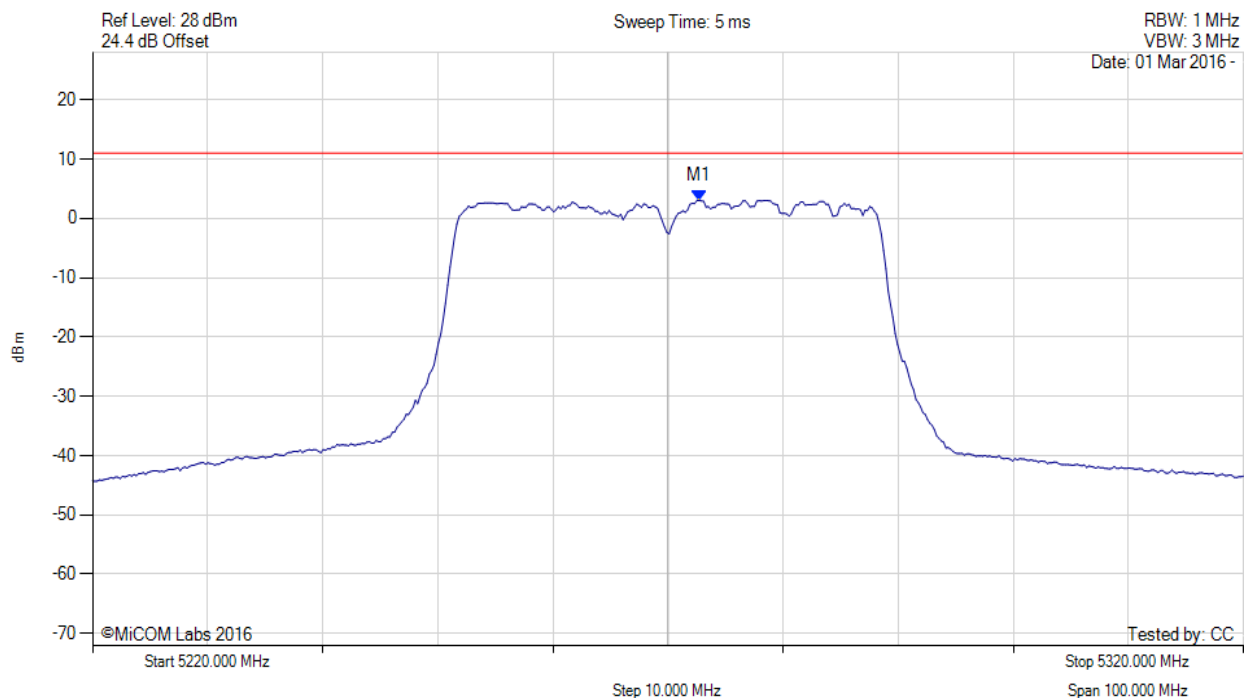


Title: Actiontec Electronics Inc. T3200M
To: FCC CFR 47 Part 15.407 & RSS-247
Serial #: ATEC14-U13_Conducted Rev A (DFS bands)
Issue Date: 1st April 2016
Page: 179 of 255



POWER SPECTRAL DENSITY

Variant: 802.11n HT-40, Channel: 5270.00 MHz, Chain d, Temp: 20, Voltage: 12 Vdc



Analyzer Setup	Marker:Frequency:Amplitude	Test Results
Detector = RMS Sweep Count = 100 RF Atten (dB) = 20 Trace Mode = VIEW	M1 : 5272.705 MHz : 3.005 dBm	Limit: ≤ 11.000 dBm

[back to matrix](#)

This test report may be reproduced in full only. The document may only be updated by MiCOM Labs personnel. All changes will be noted in the Document History section of the report.

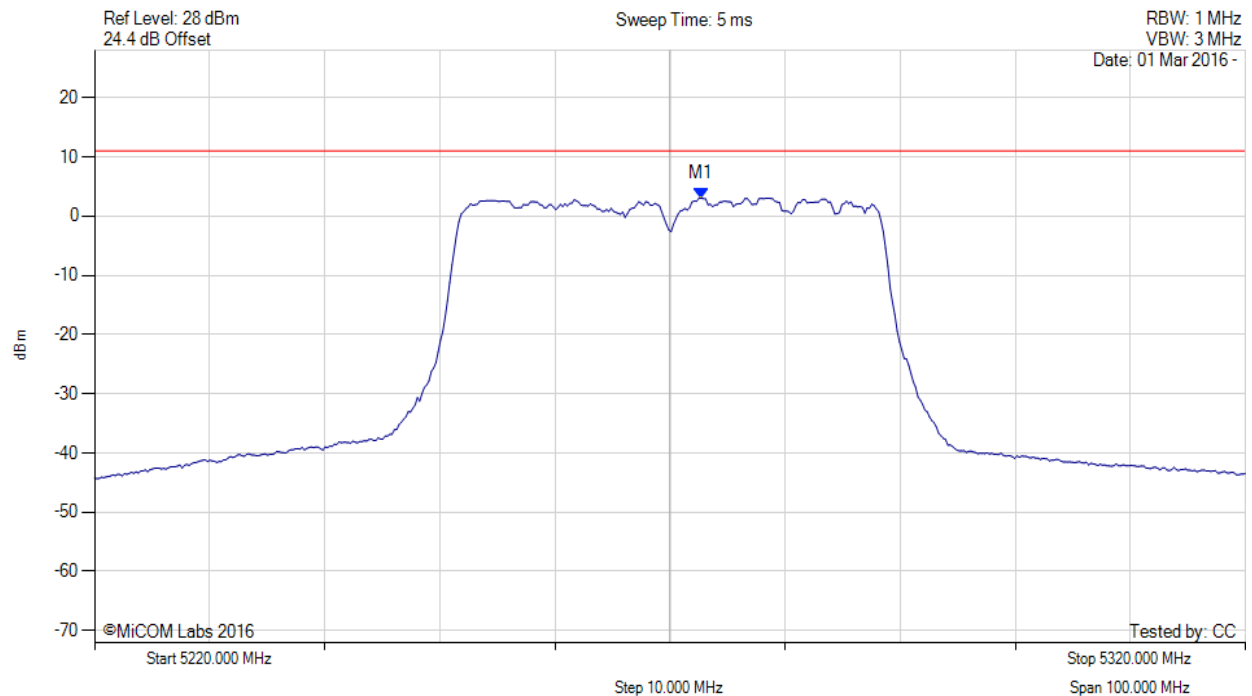


Title: Actiontec Electronics Inc. T3200M
To: FCC CFR 47 Part 15.407 & RSS-247
Serial #: ATEC14-U13_Conducted Rev A (DFS bands)
Issue Date: 1st April 2016
Page: 180 of 255



POWER SPECTRAL DENSITY

Variant: 802.11n HT-40, Channel: 5270.00 MHz, SUM, Temp: 20, Voltage: 12 Vdc



Analyzer Setup	Marker:Frequency:Amplitude	Test Results
Detector = RMS Sweep Count = 100 RF Atten (dB) = 20 Trace Mode = VIEW	M1 : 5272.700 MHz : 3.005 dBm M1 + DCCF : 5272.700 MHz : 3.182 dBm Duty Cycle Correction Factor : +0.18 dB	Limit: ≤ 11.0 dBm Margin: -7.8 dB

[back to matrix](#)

This test report may be reproduced in full only. The document may only be updated by MiCOM Labs personnel. All changes will be noted in the Document History section of the report.

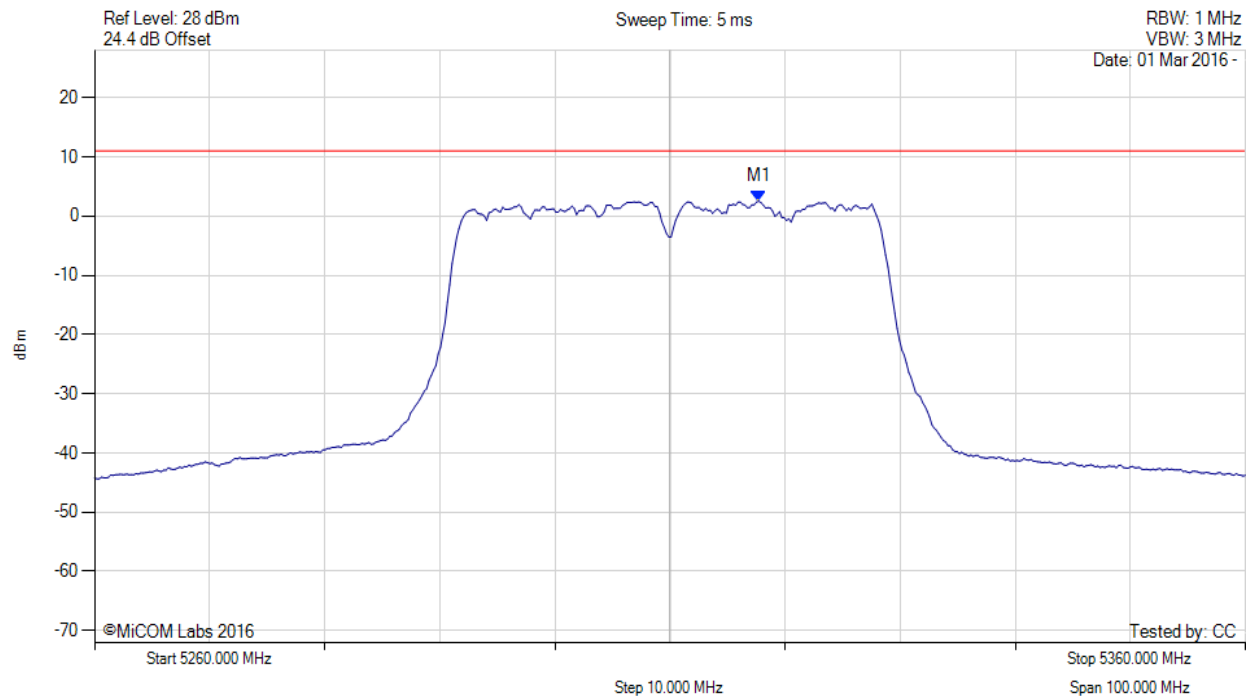


Title: Actiontec Electronics Inc. T3200M
To: FCC CFR 47 Part 15.407 & RSS-247
Serial #: ATEC14-U13_Conducted Rev A (DFS bands)
Issue Date: 1st April 2016
Page: 181 of 255



POWER SPECTRAL DENSITY

Variant: 802.11n HT-40, Channel: 5310.00 MHz, Chain d, Temp: 20, Voltage: 12 Vdc



Analyzer Setup	Marker:Frequency:Amplitude	Test Results
Detector = RMS Sweep Count = 100 RF Atten (dB) = 20 Trace Mode = VIEW	M1 : 5317.715 MHz : 2.529 dBm	Limit: ≤ 11.000 dBm

[back to matrix](#)

This test report may be reproduced in full only. The document may only be updated by MiCOM Labs personnel. All changes will be noted in the Document History section of the report.

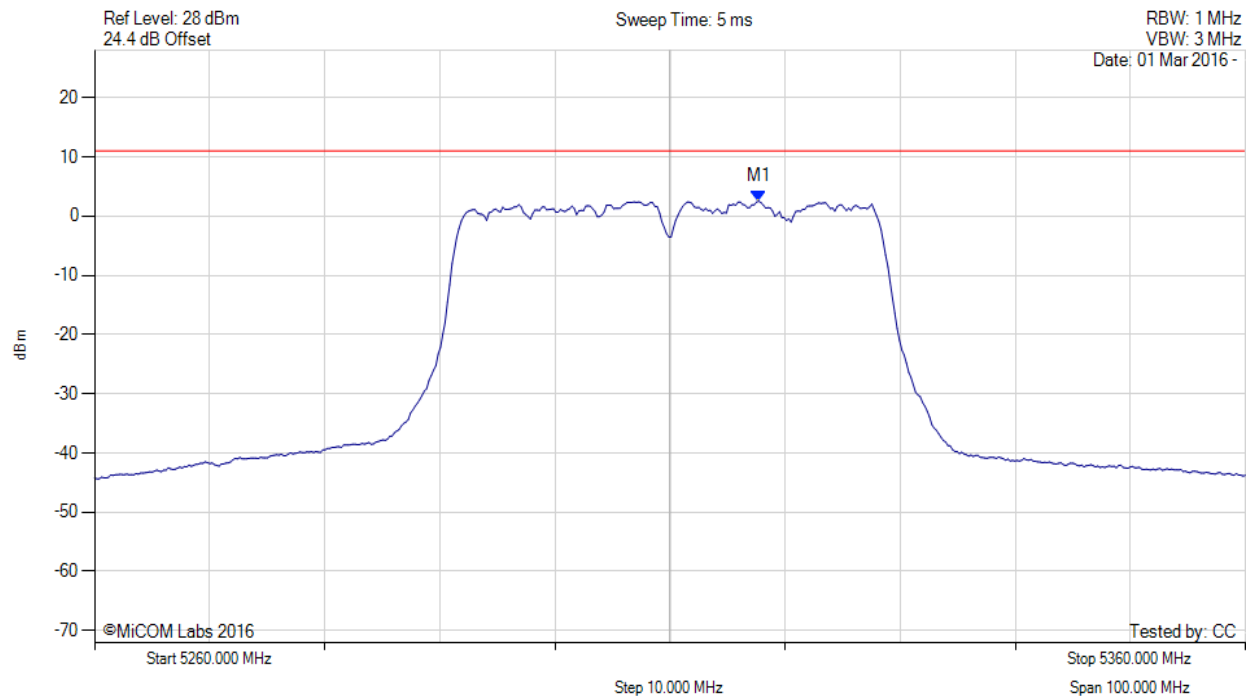


Title: Actiontec Electronics Inc. T3200M
To: FCC CFR 47 Part 15.407 & RSS-247
Serial #: ATEC14-U13_Conducted Rev A (DFS bands)
Issue Date: 1st April 2016
Page: 182 of 255



POWER SPECTRAL DENSITY

Variant: 802.11n HT-40, Channel: 5310.00 MHz, SUM, Temp: 20, Voltage: 12 Vdc



Analyzer Setup	Marker:Frequency:Amplitude	Test Results
Detector = RMS Sweep Count = 100 RF Atten (dB) = 20 Trace Mode = VIEW	M1 : 5317.700 MHz : 2.529 dBm M1 + DCCF : 5317.700 MHz : 2.706 dBm Duty Cycle Correction Factor : +0.18 dB	Limit: ≤ 11.0 dBm Margin: -8.3 dB

[back to matrix](#)

This test report may be reproduced in full only. The document may only be updated by MiCOM Labs personnel. All changes will be noted in the Document History section of the report.

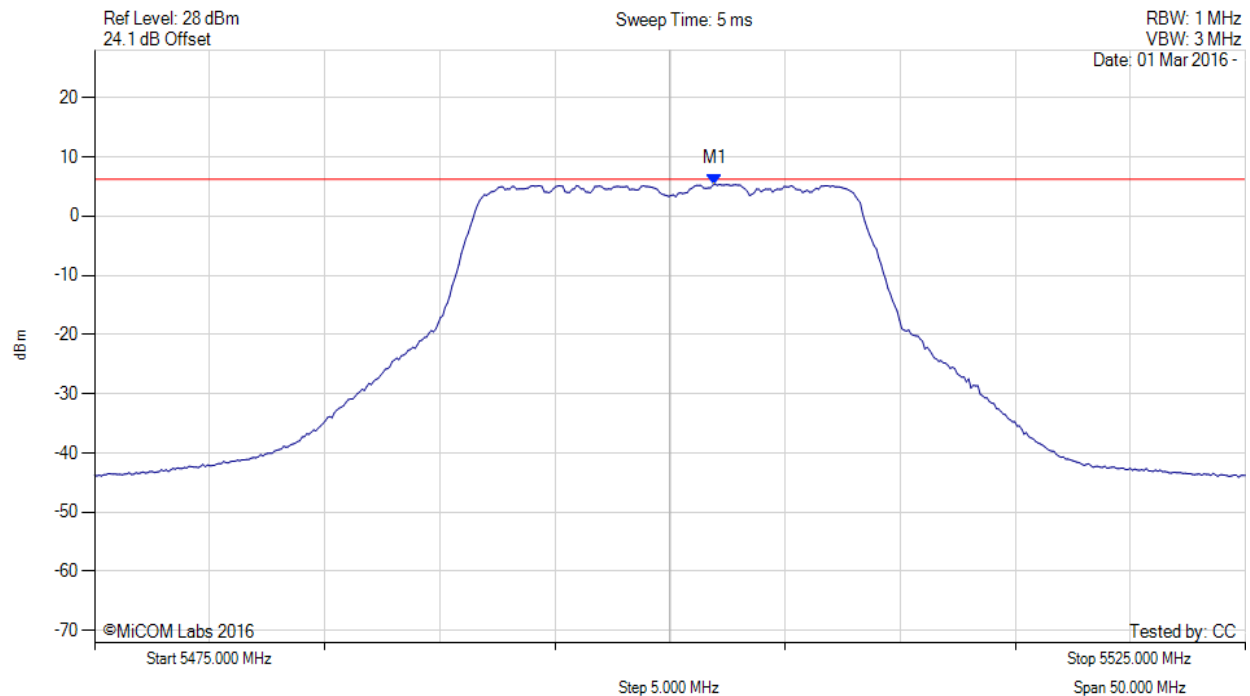


Title: Actiontec Electronics Inc. T3200M
To: FCC CFR 47 Part 15.407 & RSS-247
Serial #: ATEC14-U13_Conducted Rev A (DFS bands)
Issue Date: 1st April 2016
Page: 183 of 255



POWER SPECTRAL DENSITY

Variant: 802.11a, Channel: 5500.00 MHz, Chain a, Temp: 20, Voltage: 12 Vdc



Analyzer Setup	Marker:Frequency:Amplitude	Test Results
Detector = RMS Sweep Count = 100 RF Atten (dB) = 20 Trace Mode = VIEW	M1 : 5501.954 MHz : 5.409 dBm	Limit: ≤ 6.230 dBm

[back to matrix](#)

This test report may be reproduced in full only. The document may only be updated by MiCOM Labs personnel. All changes will be noted in the Document History section of the report.

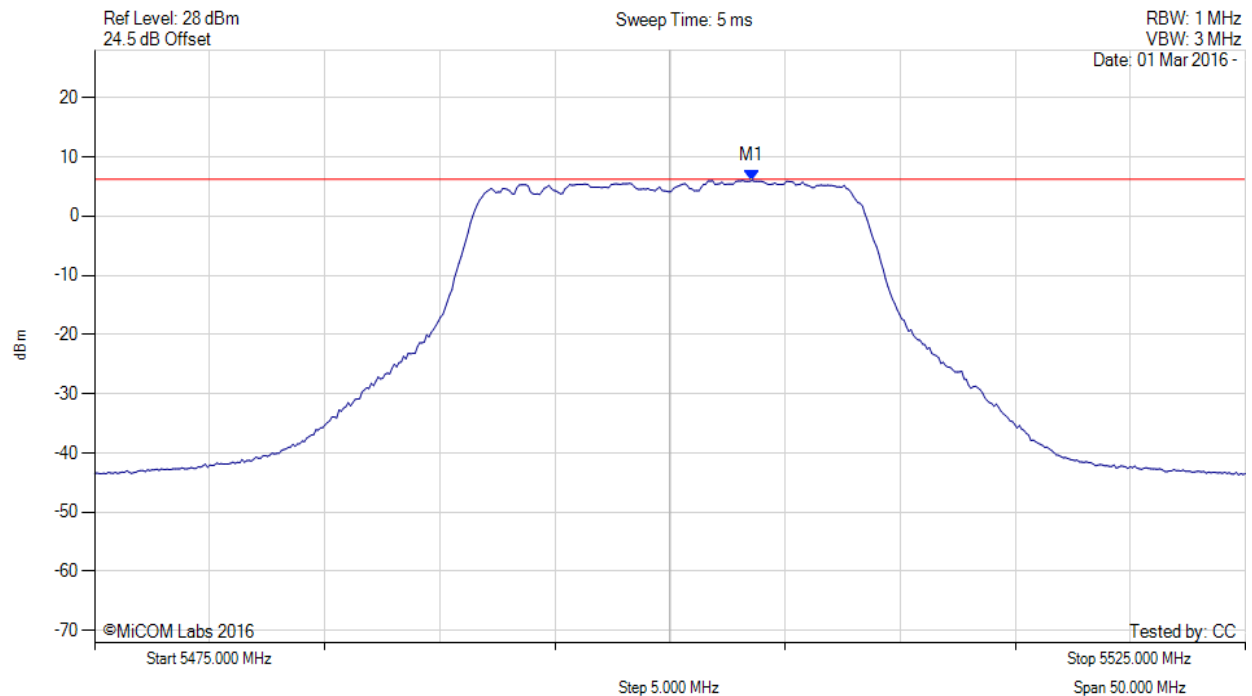


Title: Actiontec Electronics Inc. T3200M
To: FCC CFR 47 Part 15.407 & RSS-247
Serial #: ATEC14-U13_Conducted Rev A (DFS bands)
Issue Date: 1st April 2016
Page: 184 of 255



POWER SPECTRAL DENSITY

Variant: 802.11a, Channel: 5500.00 MHz, Chain b, Temp: 20, Voltage: 12 Vdc



Analyzer Setup	Marker:Frequency:Amplitude	Test Results
Detector = RMS Sweep Count = 100 RF Atten (dB) = 20 Trace Mode = VIEW	M1 : 5503.557 MHz : 6.025 dBm	Limit: ≤ 6.230 dBm

[back to matrix](#)

This test report may be reproduced in full only. The document may only be updated by MiCOM Labs personnel. All changes will be noted in the Document History section of the report.

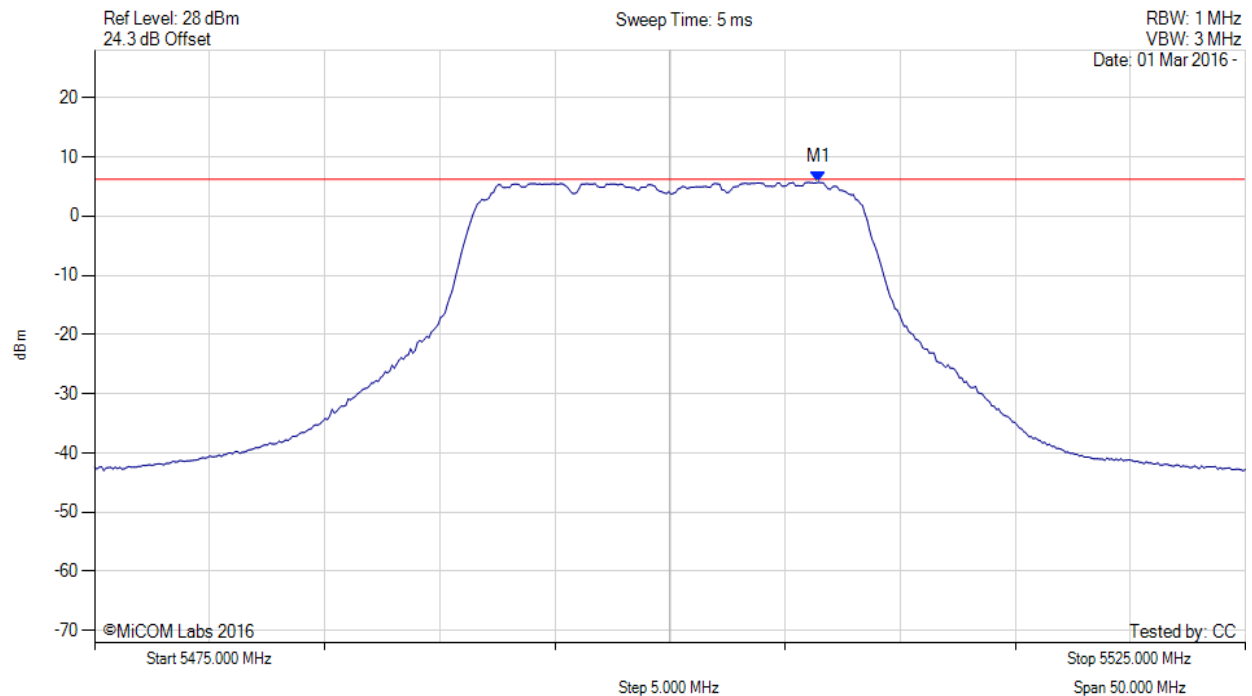


Title: Actiontec Electronics Inc. T3200M
To: FCC CFR 47 Part 15.407 & RSS-247
Serial #: ATEC14-U13_Conducted Rev A (DFS bands)
Issue Date: 1st April 2016
Page: 185 of 255



POWER SPECTRAL DENSITY

Variant: 802.11a, Channel: 5500.00 MHz, Chain c, Temp: 20, Voltage: 12 Vdc



Analyzer Setup	Marker:Frequency:Amplitude	Test Results
Detector = RMS Sweep Count = 100 RF Atten (dB) = 20 Trace Mode = VIEW	M1 : 5506.463 MHz : 5.713 dBm	Limit: ≤ 6.230 dBm

[back to matrix](#)

This test report may be reproduced in full only. The document may only be updated by MiCOM Labs personnel. All changes will be noted in the Document History section of the report.

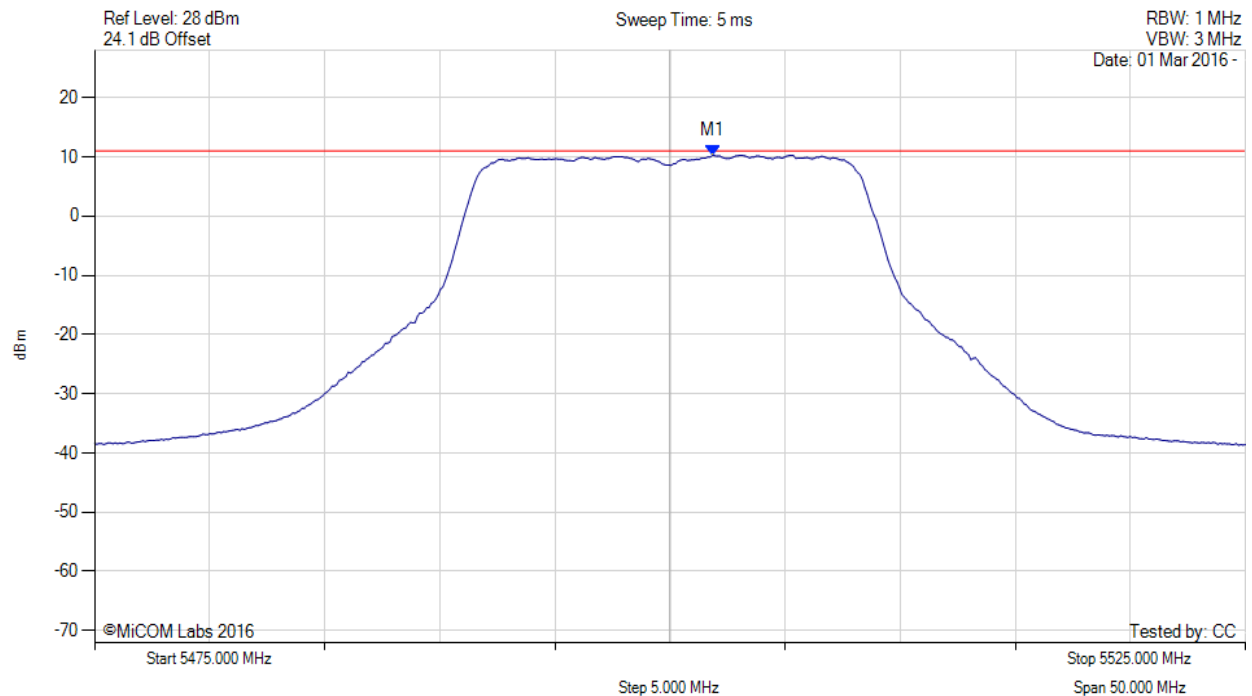


Title: Actiontec Electronics Inc. T3200M
To: FCC CFR 47 Part 15.407 & RSS-247
Serial #: ATEC14-U13_Conducted Rev A (DFS bands)
Issue Date: 1st April 2016
Page: 186 of 255



POWER SPECTRAL DENSITY

Variant: 802.11a, Channel: 5500.00 MHz, SUM, Temp: 20, Voltage: 12 Vdc



Analyzer Setup	Marker:Frequency:Amplitude	Test Results
Detector = RMS Sweep Count = 100 RF Atten (dB) = 20 Trace Mode = VIEW	M1 : 5501.900 MHz : 10.300 dBm M1 + DCCF : 5501.900 MHz : 10.344 dBm Duty Cycle Correction Factor : +0.04 dB	Limit: ≤ 11.0 dBm Margin: -0.6 dB

[back to matrix](#)

This test report may be reproduced in full only. The document may only be updated by MiCOM Labs personnel. All changes will be noted in the Document History section of the report.

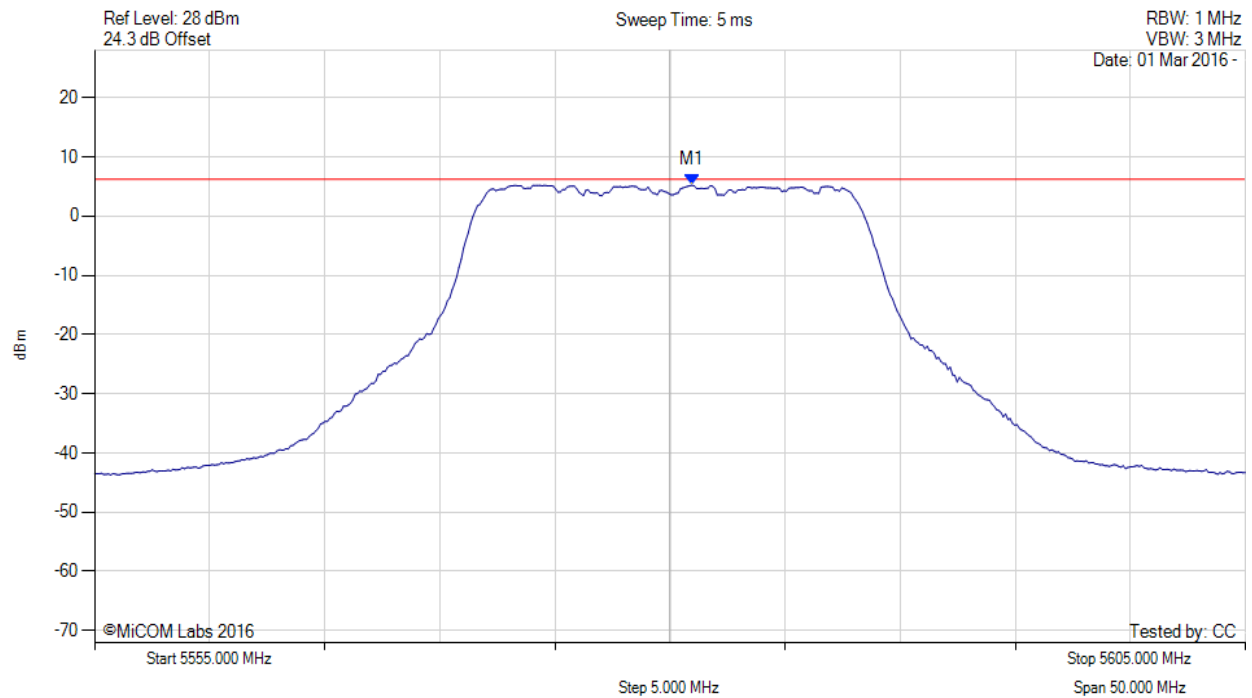


Title: Actiontec Electronics Inc. T3200M
To: FCC CFR 47 Part 15.407 & RSS-247
Serial #: ATEC14-U13_Conducted Rev A (DFS bands)
Issue Date: 1st April 2016
Page: 187 of 255



POWER SPECTRAL DENSITY

Variant: 802.11a, Channel: 5580.00 MHz, Chain a, Temp: 20, Voltage: 12 Vdc



Analyzer Setup	Marker:Frequency:Amplitude	Test Results
Detector = RMS Sweep Count = 100 RF Atten (dB) = 20 Trace Mode = VIEW	M1 : 5580.952 MHz : 5.222 dBm	Limit: ≤ 6.230 dBm

[back to matrix](#)

This test report may be reproduced in full only. The document may only be updated by MiCOM Labs personnel. All changes will be noted in the Document History section of the report.

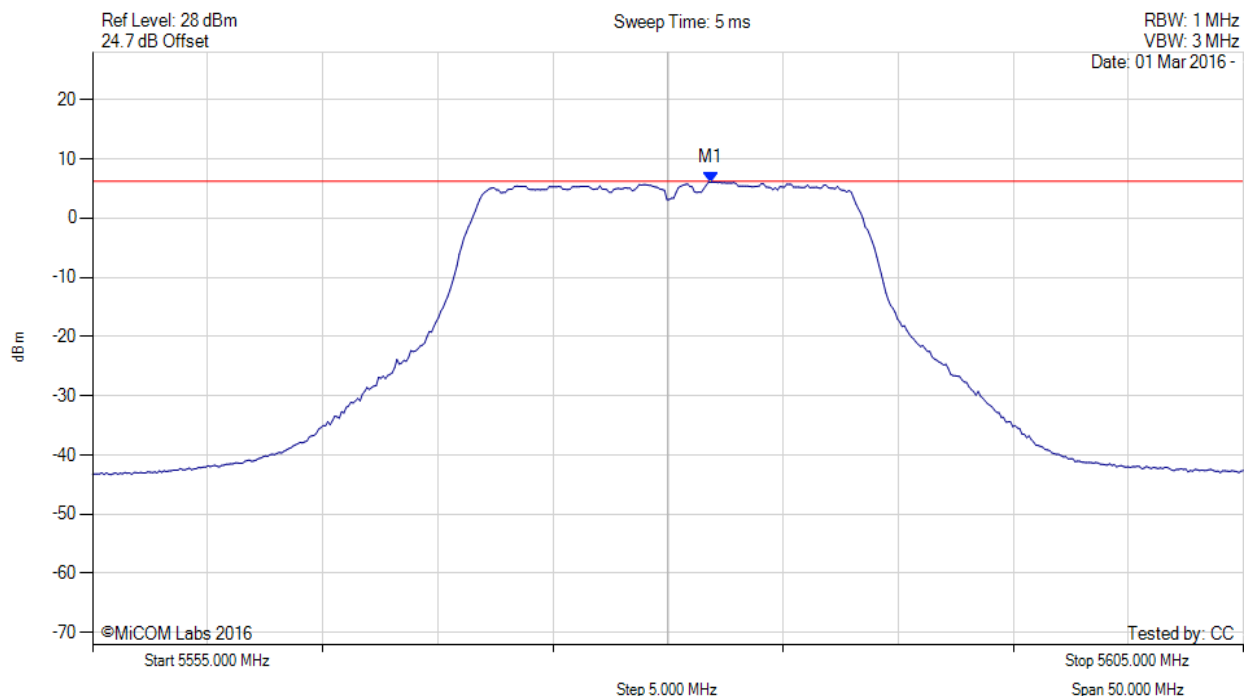


Title: Actiontec Electronics Inc. T3200M
To: FCC CFR 47 Part 15.407 & RSS-247
Serial #: ATEC14-U13_Conducted Rev A (DFS bands)
Issue Date: 1st April 2016
Page: 188 of 255



POWER SPECTRAL DENSITY

Variant: 802.11a, Channel: 5580.00 MHz, Chain b, Temp: 20, Voltage: 12 Vdc



Analyzer Setup	Marker:Frequency:Amplitude	Test Results
Detector = RMS Sweep Count = 100 RF Atten (dB) = 20 Trace Mode = VIEW	M1 : 5581.854 MHz : 6.081 dBm	Channel Frequency: 5580.00 MHz

[back to matrix](#)

This test report may be reproduced in full only. The document may only be updated by MiCOM Labs personnel. All changes will be noted in the Document History section of the report.

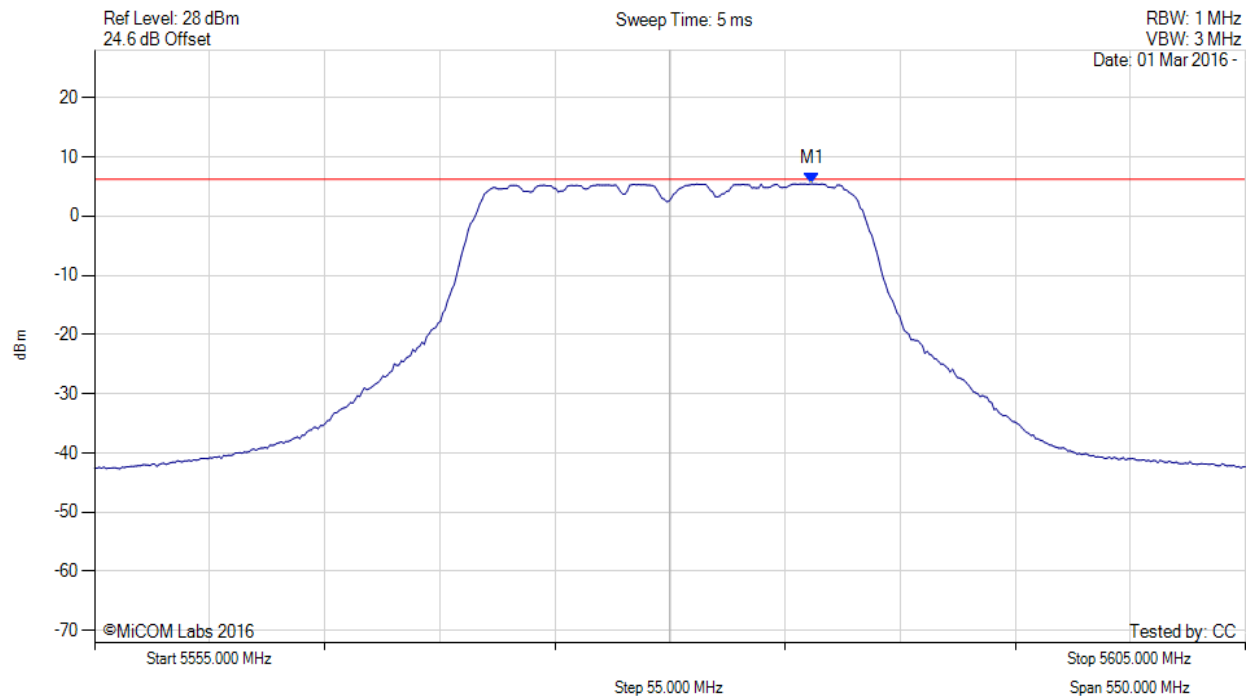


Title: Actiontec Electronics Inc. T3200M
To: FCC CFR 47 Part 15.407 & RSS-247
Serial #: ATEC14-U13_Conducted Rev A (DFS bands)
Issue Date: 1st April 2016
Page: 189 of 255



POWER SPECTRAL DENSITY

Variant: 802.11a, Channel: 5580.00 MHz, Chain c, Temp: 20, Voltage: 12 Vdc



Analyzer Setup	Marker:Frequency:Amplitude	Test Results
Detector = RMS Sweep Count = 100 RF Atten (dB) = 20 Trace Mode = VIEW	M1 : 5586.162 MHz : 5.455 dBm	Limit: ≤ 6.230 dBm

[back to matrix](#)

This test report may be reproduced in full only. The document may only be updated by MiCOM Labs personnel. All changes will be noted in the Document History section of the report.

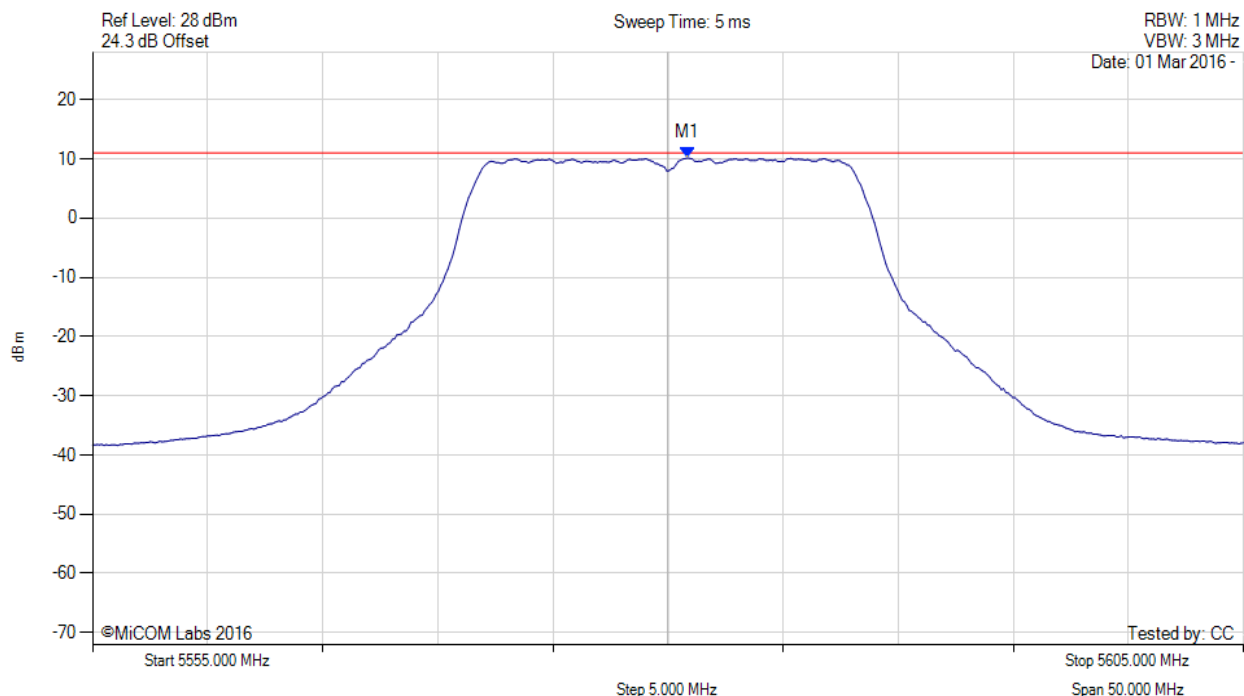


Title: Actiontec Electronics Inc. T3200M
To: FCC CFR 47 Part 15.407 & RSS-247
Serial #: ATEC14-U13_Conducted Rev A (DFS bands)
Issue Date: 1st April 2016
Page: 190 of 255



POWER SPECTRAL DENSITY

Variant: 802.11a, Channel: 5580.00 MHz, SUM, Temp: 20, Voltage: 12 Vdc



Analyzer Setup	Marker:Frequency:Amplitude	Test Results
Detector = RMS Sweep Count = 100 RF Atten (dB) = 20 Trace Mode = VIEW	M1 : 5580.900 MHz : 10.149 dBm M1 + DCCF : 5580.900 MHz : 10.193 dBm Duty Cycle Correction Factor : +0.04 dB	Limit: ≤ 11.0 dBm Margin: -0.8 dB

[back to matrix](#)

This test report may be reproduced in full only. The document may only be updated by MiCOM Labs personnel. All changes will be noted in the Document History section of the report.

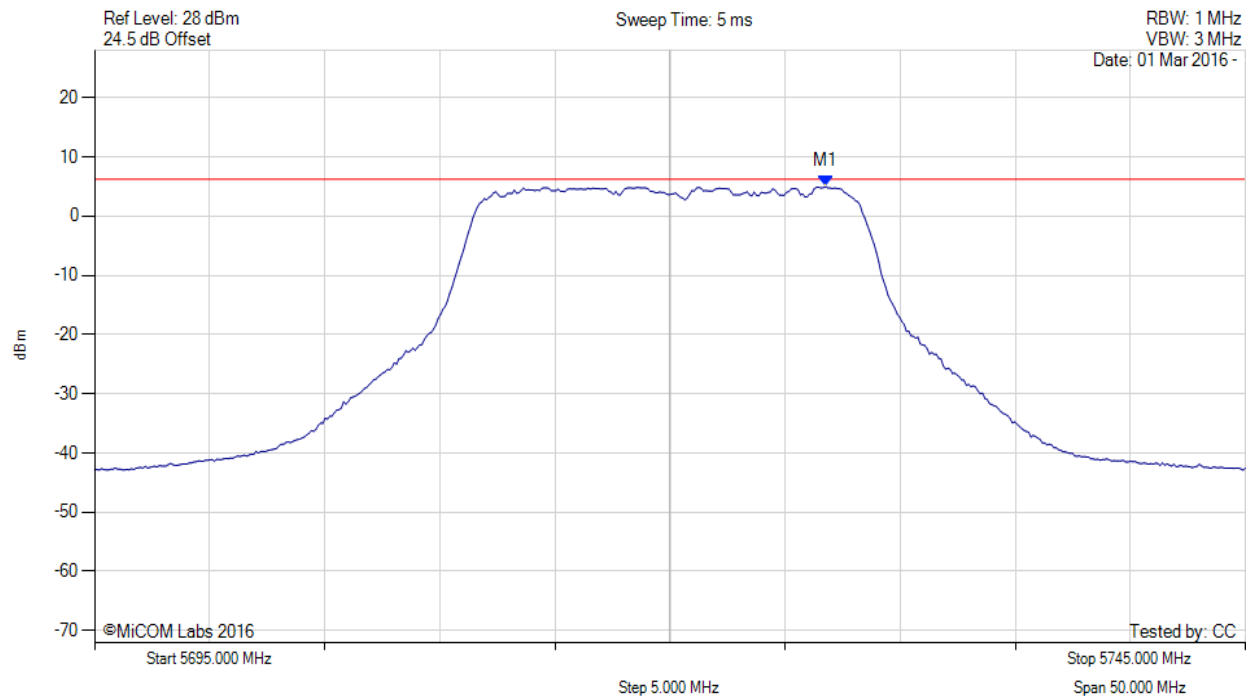


Title: Actiontec Electronics Inc. T3200M
To: FCC CFR 47 Part 15.407 & RSS-247
Serial #: ATEC14-U13_Conducted Rev A (DFS bands)
Issue Date: 1st April 2016
Page: 191 of 255



POWER SPECTRAL DENSITY

Variant: 802.11a, Channel: 5720.00 MHz, Chain a, Temp: 20, Voltage: 12 Vdc



Analyzer Setup	Marker:Frequency:Amplitude	Test Results
Detector = RMS Sweep Count = 100 RF Atten (dB) = 20 Trace Mode = VIEW	M1 : 5726.764 MHz : 4.973 dBm	Limit: ≤ 6.230 dBm

[back to matrix](#)

This test report may be reproduced in full only. The document may only be updated by MiCOM Labs personnel. All changes will be noted in the Document History section of the report.

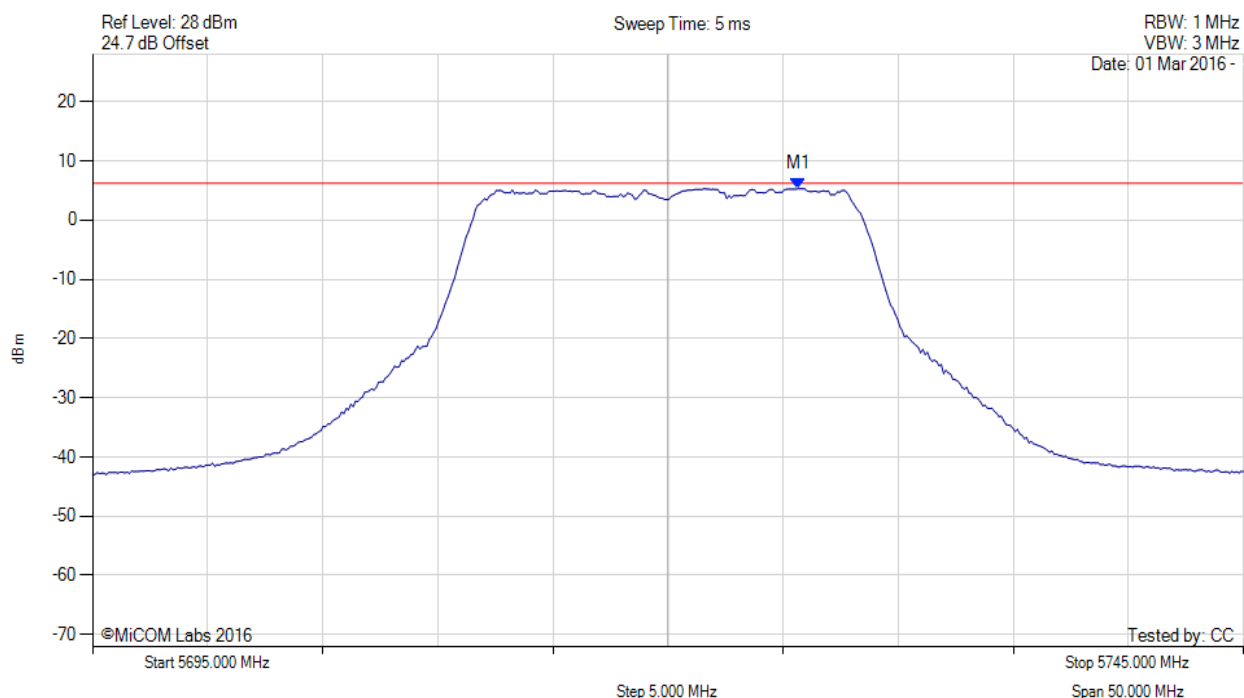


Title: Actiontec Electronics Inc. T3200M
To: FCC CFR 47 Part 15.407 & RSS-247
Serial #: ATEC14-U13_Conducted Rev A (DFS bands)
Issue Date: 1st April 2016
Page: 192 of 255



POWER SPECTRAL DENSITY

Variant: 802.11a, Channel: 5720.00 MHz, Chain b, Temp: 20, Voltage: 12 Vdc



Analyzer Setup	Marker:Frequency:Amplitude	Test Results
Detector = RMS Sweep Count = 100 RF Atten (dB) = 20 Trace Mode = VIEW	M1 : 5725.661 MHz : 5.329 dBm	Limit: ≤ 6.230 dBm

[back to matrix](#)

This test report may be reproduced in full only. The document may only be updated by MiCOM Labs personnel. All changes will be noted in the Document History section of the report.

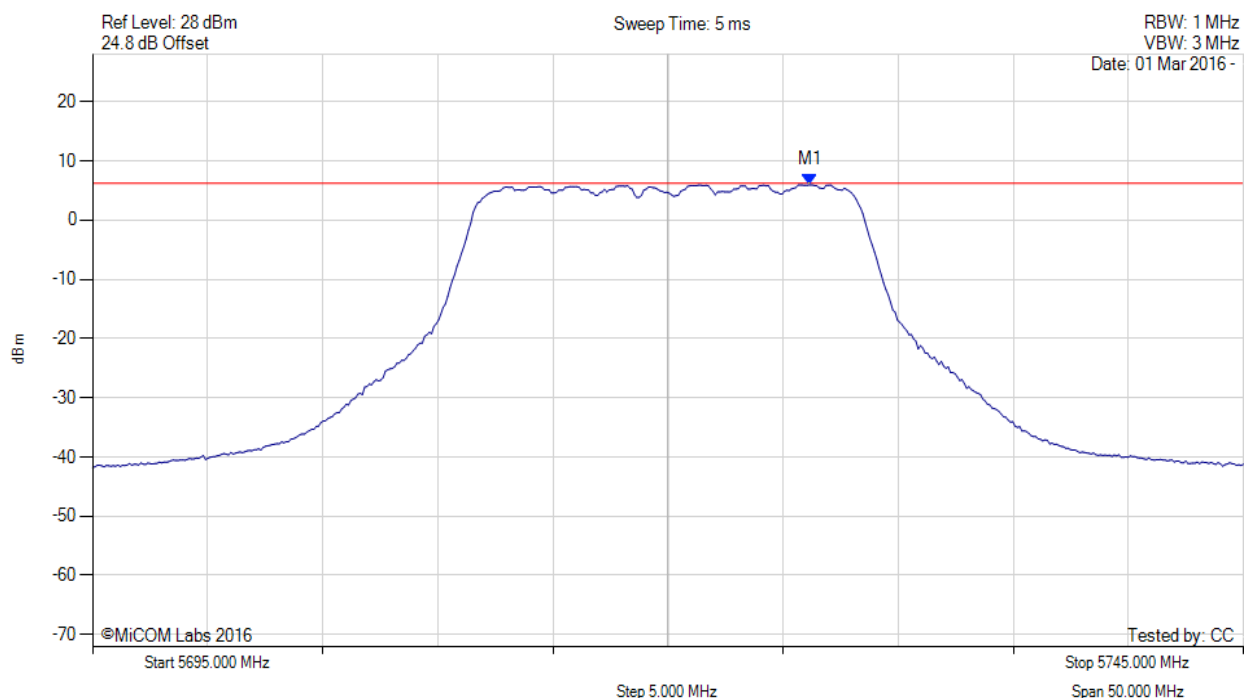


Title: Actiontec Electronics Inc. T3200M
To: FCC CFR 47 Part 15.407 & RSS-247
Serial #: ATEC14-U13_Conducted Rev A (DFS bands)
Issue Date: 1st April 2016
Page: 193 of 255



POWER SPECTRAL DENSITY

Variant: 802.11a, Channel: 5720.00 MHz, Chain c, Temp: 20, Voltage: 12 Vdc



Analyzer Setup	Marker:Frequency:Amplitude	Test Results
Detector = RMS Sweep Count = 100 RF Atten (dB) = 20 Trace Mode = VIEW	M1 : 5726.162 MHz : 5.946 dBm	Limit: ≤ 6.230 dBm

[back to matrix](#)

This test report may be reproduced in full only. The document may only be updated by MiCOM Labs personnel. All changes will be noted in the Document History section of the report.

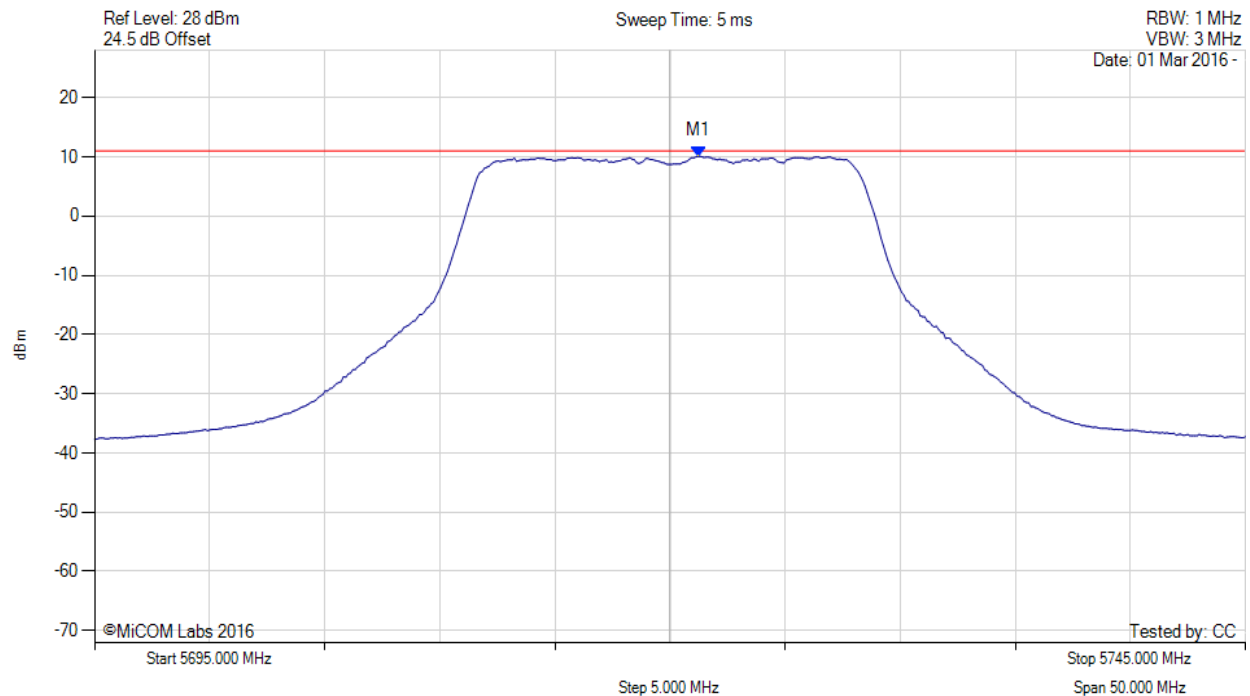


Title: Actiontec Electronics Inc. T3200M
To: FCC CFR 47 Part 15.407 & RSS-247
Serial #: ATEC14-U13_Conducted Rev A (DFS bands)
Issue Date: 1st April 2016
Page: 194 of 255



POWER SPECTRAL DENSITY

Variant: 802.11a, Channel: 5720.00 MHz, SUM, Temp: 20, Voltage: 12 Vdc



Analyzer Setup	Marker:Frequency:Amplitude	Test Results
Detector = RMS Sweep Count = 100 RF Atten (dB) = 20 Trace Mode = VIEW	M1 : 5721.300 MHz : 10.087 dBm M1 + DCCF : 5721.300 MHz : 10.131 dBm Duty Cycle Correction Factor : +0.04 dB	Limit: ≤ 11.0 dBm Margin: -0.8 dB

[back to matrix](#)

This test report may be reproduced in full only. The document may only be updated by MiCOM Labs personnel. All changes will be noted in the Document History section of the report.

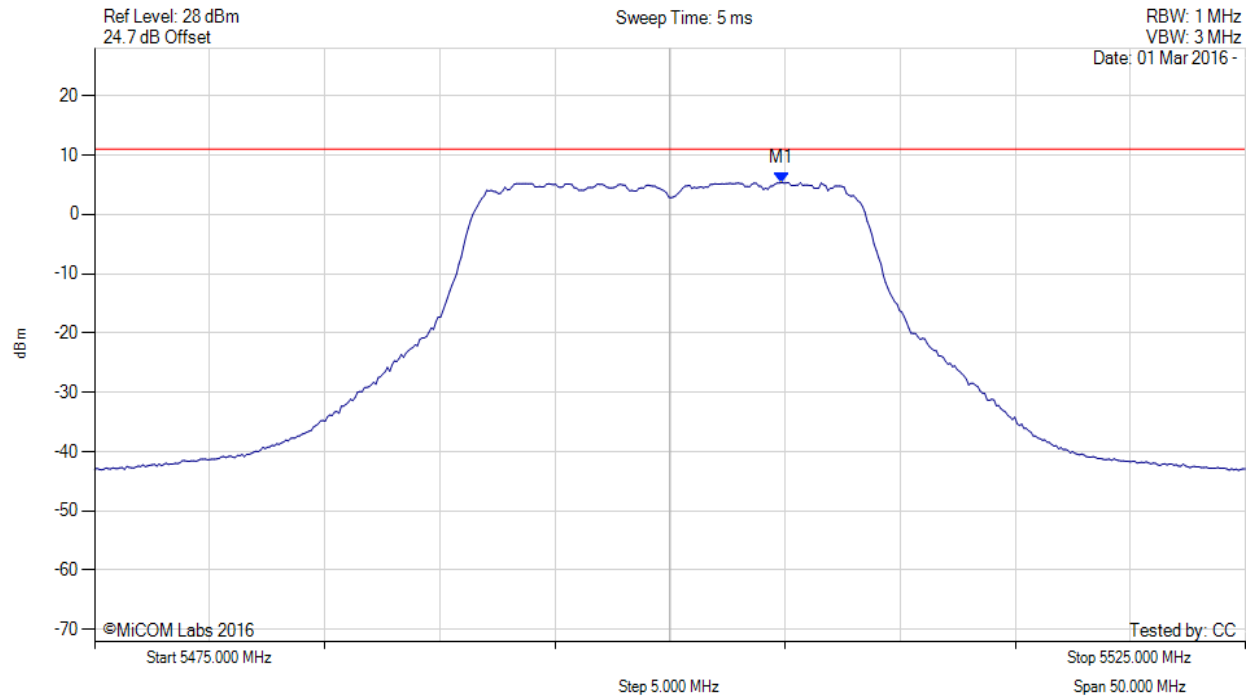


Title: Actiontec Electronics Inc. T3200M
To: FCC CFR 47 Part 15.407 & RSS-247
Serial #: ATEC14-U13_Conducted Rev A (DFS bands)
Issue Date: 1st April 2016
Page: 195 of 255



POWER SPECTRAL DENSITY

Variant: 802.11a, Channel: 5500.00 MHz, Chain d, Temp: 20, Voltage: 12 Vdc



Analyzer Setup	Marker:Frequency:Amplitude	Test Results
Detector = RMS Sweep Count = 100 RF Atten (dB) = 20 Trace Mode = VIEW	M1 : 5504.860 MHz : 5.380 dBm	Limit: ≤ 11.000 dBm

[back to matrix](#)

This test report may be reproduced in full only. The document may only be updated by MiCOM Labs personnel. All changes will be noted in the Document History section of the report.

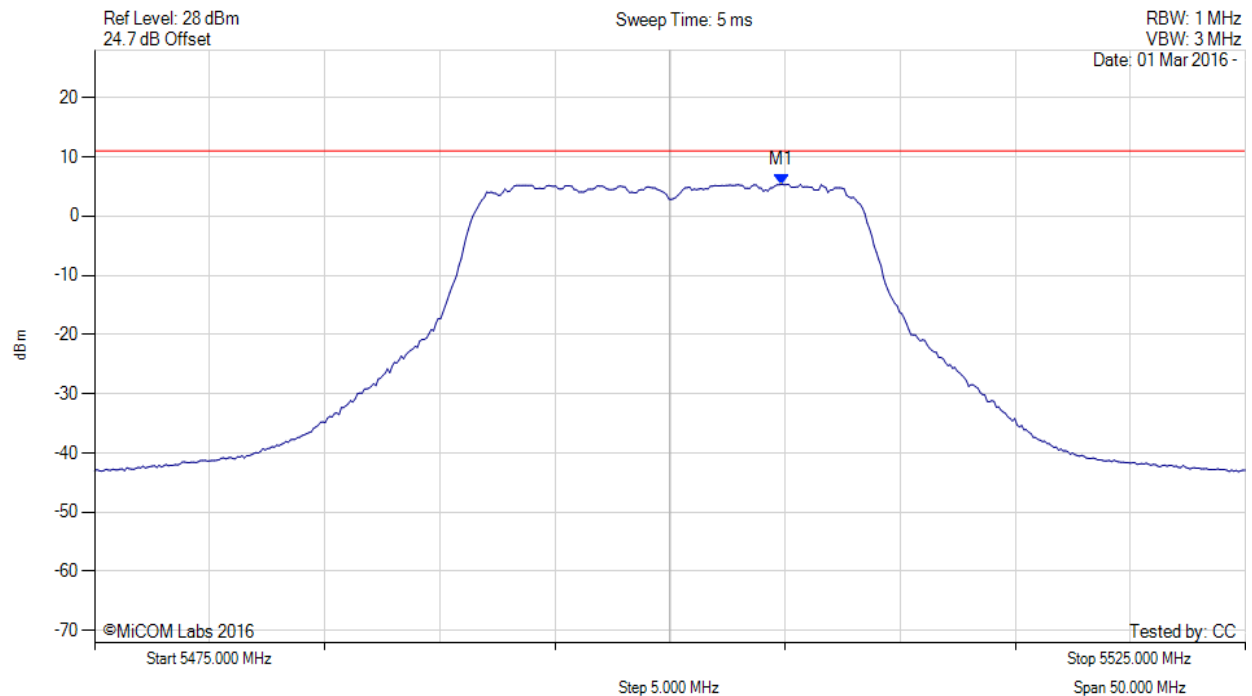


Title: Actiontec Electronics Inc. T3200M
To: FCC CFR 47 Part 15.407 & RSS-247
Serial #: ATEC14-U13_Conducted Rev A (DFS bands)
Issue Date: 1st April 2016
Page: 196 of 255



POWER SPECTRAL DENSITY

Variant: 802.11a, Channel: 5500.00 MHz, SUM, Temp: 20, Voltage: 12 Vdc



Analyzer Setup	Marker:Frequency:Amplitude	Test Results
Detector = RMS Sweep Count = 100 RF Atten (dB) = 20 Trace Mode = VIEW	M1 : 5504.900 MHz : 5.380 dBm M1 + DCCF : 5504.900 MHz : 5.424 dBm Duty Cycle Correction Factor : +0.04 dB	Limit: ≤ 11.0 dBm Margin: -5.6 dB

[back to matrix](#)

This test report may be reproduced in full only. The document may only be updated by MiCOM Labs personnel. All changes will be noted in the Document History section of the report.

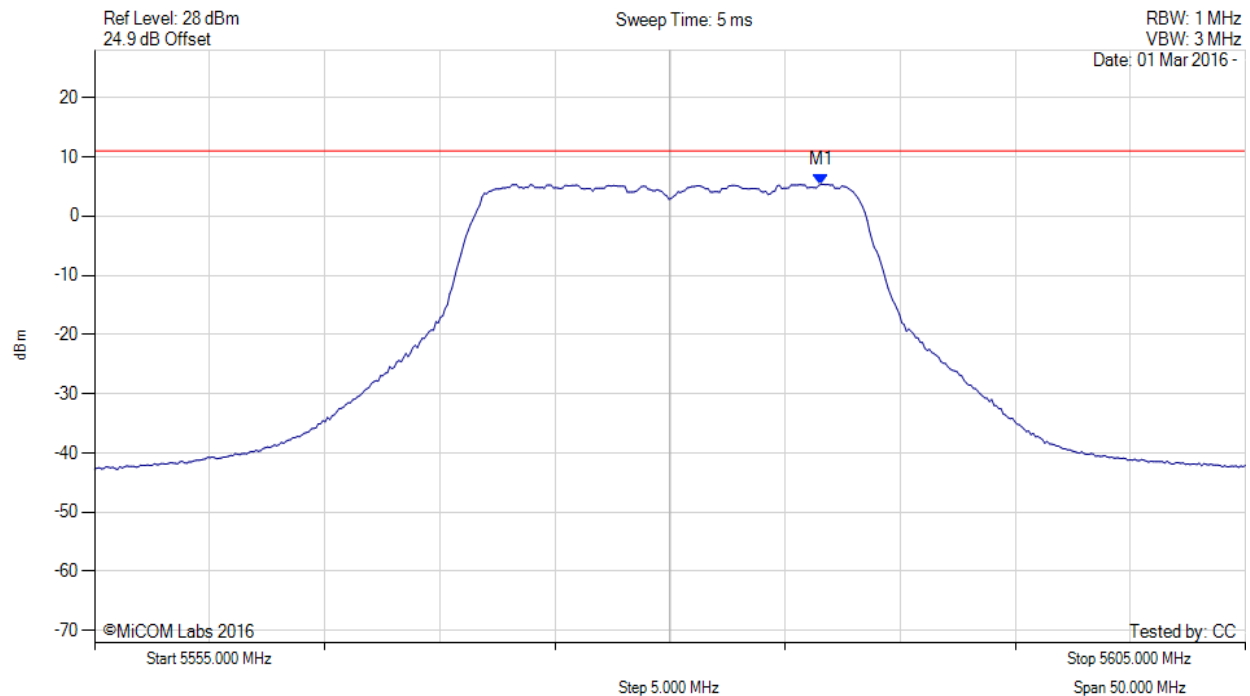


Title: Actiontec Electronics Inc. T3200M
To: FCC CFR 47 Part 15.407 & RSS-247
Serial #: ATEC14-U13_Conducted Rev A (DFS bands)
Issue Date: 1st April 2016
Page: 197 of 255



POWER SPECTRAL DENSITY

Variant: 802.11a, Channel: 5580.00 MHz, Chain d, Temp: 20, Voltage: 12 Vdc



Analyzer Setup	Marker:Frequency:Amplitude	Test Results
Detector = RMS Sweep Count = 100 RF Atten (dB) = 20 Trace Mode = VIEW	M1 : 5586.563 MHz : 5.381 dBm	Limit: ≤ 11.000 dBm

[back to matrix](#)

This test report may be reproduced in full only. The document may only be updated by MiCOM Labs personnel. All changes will be noted in the Document History section of the report.

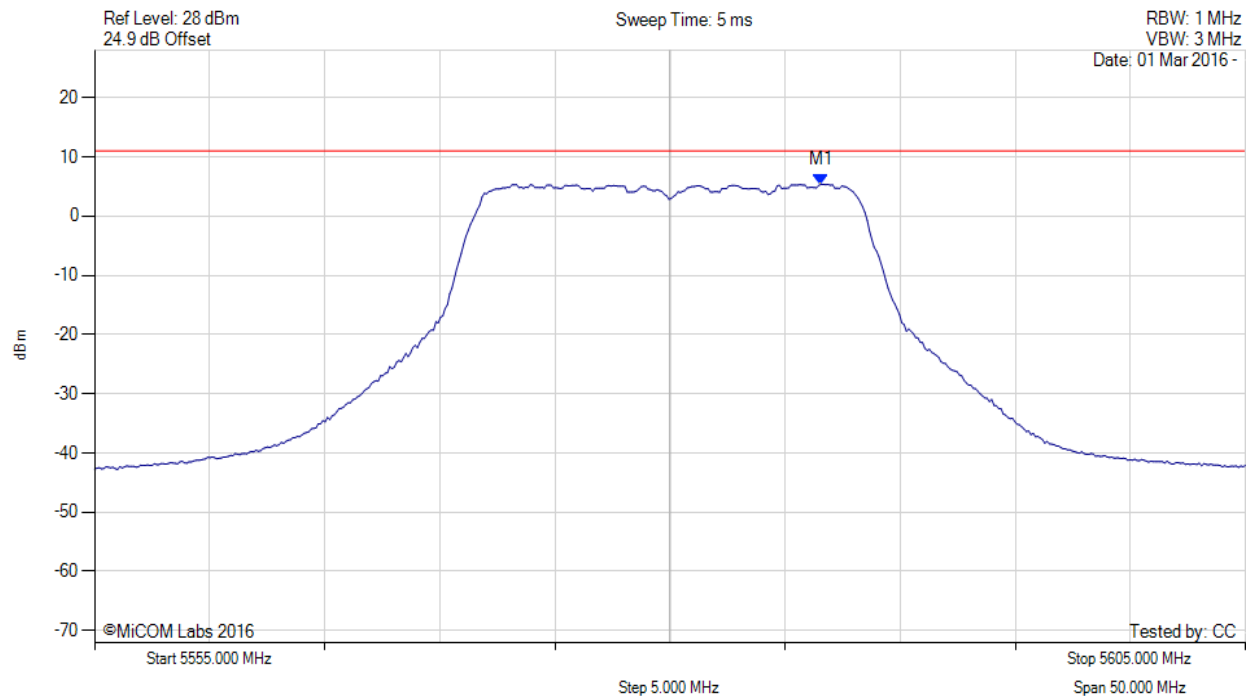


Title: Actiontec Electronics Inc. T3200M
To: FCC CFR 47 Part 15.407 & RSS-247
Serial #: ATEC14-U13_Conducted Rev A (DFS bands)
Issue Date: 1st April 2016
Page: 198 of 255



POWER SPECTRAL DENSITY

Variant: 802.11a, Channel: 5580.00 MHz, SUM, Temp: 20, Voltage: 12 Vdc



Analyzer Setup	Marker:Frequency:Amplitude	Test Results
Detector = RMS Sweep Count = 100 RF Atten (dB) = 20 Trace Mode = VIEW	M1 : 5586.600 MHz : 5.381 dBm M1 + DCCF : 5586.600 MHz : 5.425 dBm Duty Cycle Correction Factor : +0.04 dB	Limit: ≤ 11.0 dBm Margin: -5.6 dB

[back to matrix](#)

This test report may be reproduced in full only. The document may only be updated by MiCOM Labs personnel. All changes will be noted in the Document History section of the report.

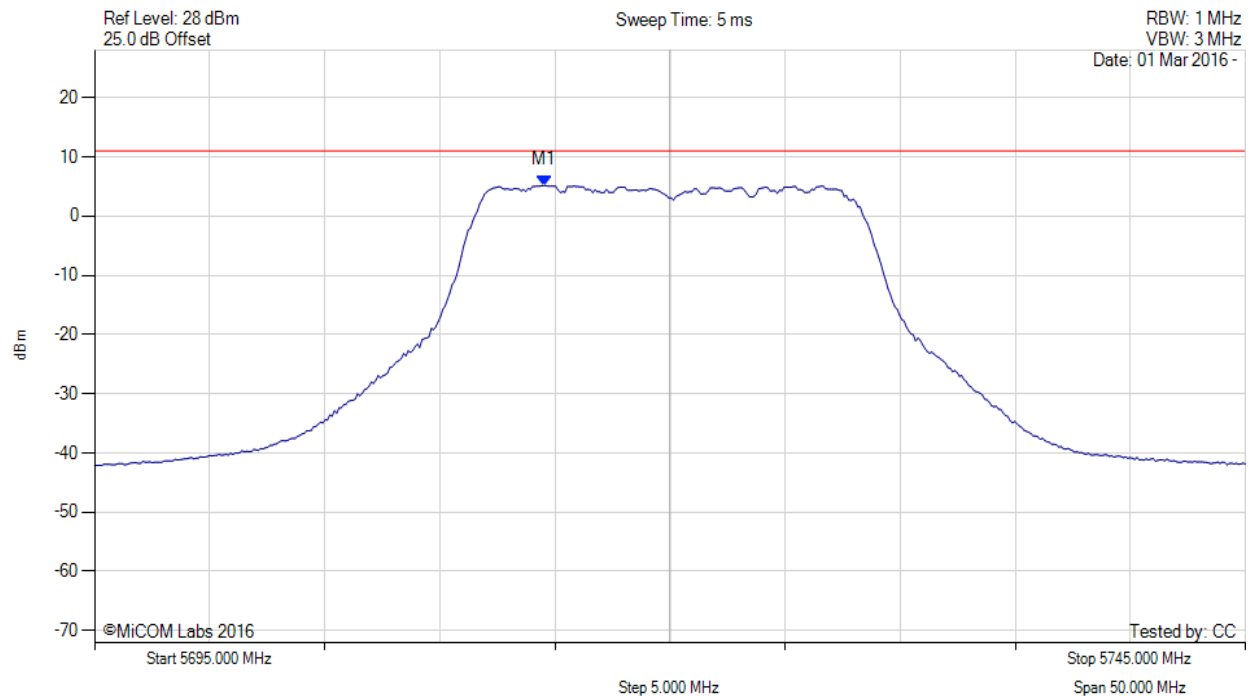


Title: Actiontec Electronics Inc. T3200M
To: FCC CFR 47 Part 15.407 & RSS-247
Serial #: ATEC14-U13_Conducted Rev A (DFS bands)
Issue Date: 1st April 2016
Page: 199 of 255



POWER SPECTRAL DENSITY

Variant: 802.11a, Channel: 5720.00 MHz, Chain d, Temp: 20, Voltage: 12 Vdc



Analyzer Setup	Marker:Frequency:Amplitude	Test Results
Detector = RMS Sweep Count = 100 RF Atten (dB) = 20 Trace Mode = VIEW	M1 : 5714.539 MHz : 5.178 dBm	Limit: ≤ 11.000 dBm

[back to matrix](#)

This test report may be reproduced in full only. The document may only be updated by MiCOM Labs personnel. All changes will be noted in the Document History section of the report.

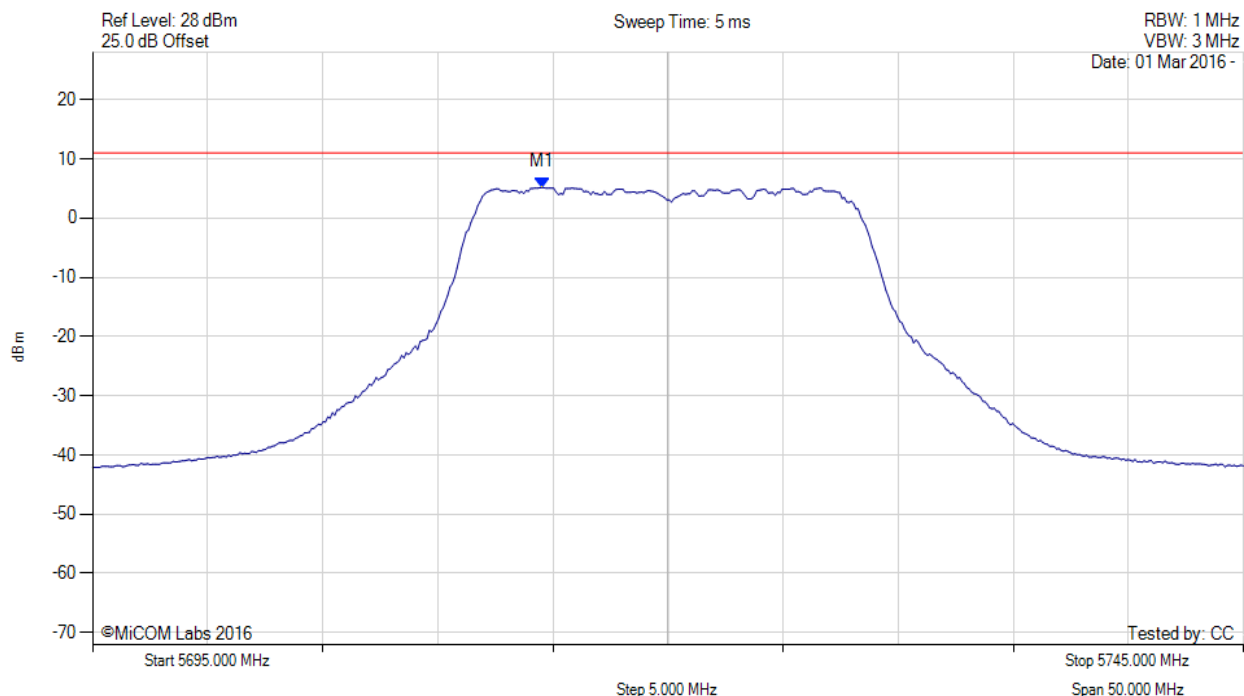


Title: Actiontec Electronics Inc. T3200M
To: FCC CFR 47 Part 15.407 & RSS-247
Serial #: ATEC14-U13_Conducted Rev A (DFS bands)
Issue Date: 1st April 2016
Page: 200 of 255



POWER SPECTRAL DENSITY

Variant: 802.11a, Channel: 5720.00 MHz, SUM, Temp: 20, Voltage: 12 Vdc



Analyzer Setup	Marker:Frequency:Amplitude	Test Results
Detector = RMS Sweep Count = 100 RF Atten (dB) = 20 Trace Mode = VIEW	M1 : 5714.500 MHz : 5.178 dBm M1 + DCCF : 5714.500 MHz : 5.222 dBm Duty Cycle Correction Factor : +0.04 dB	Limit: ≤ 11.0 dBm Margin: -5.8 dB

[back to matrix](#)

This test report may be reproduced in full only. The document may only be updated by MiCOM Labs personnel. All changes will be noted in the Document History section of the report.

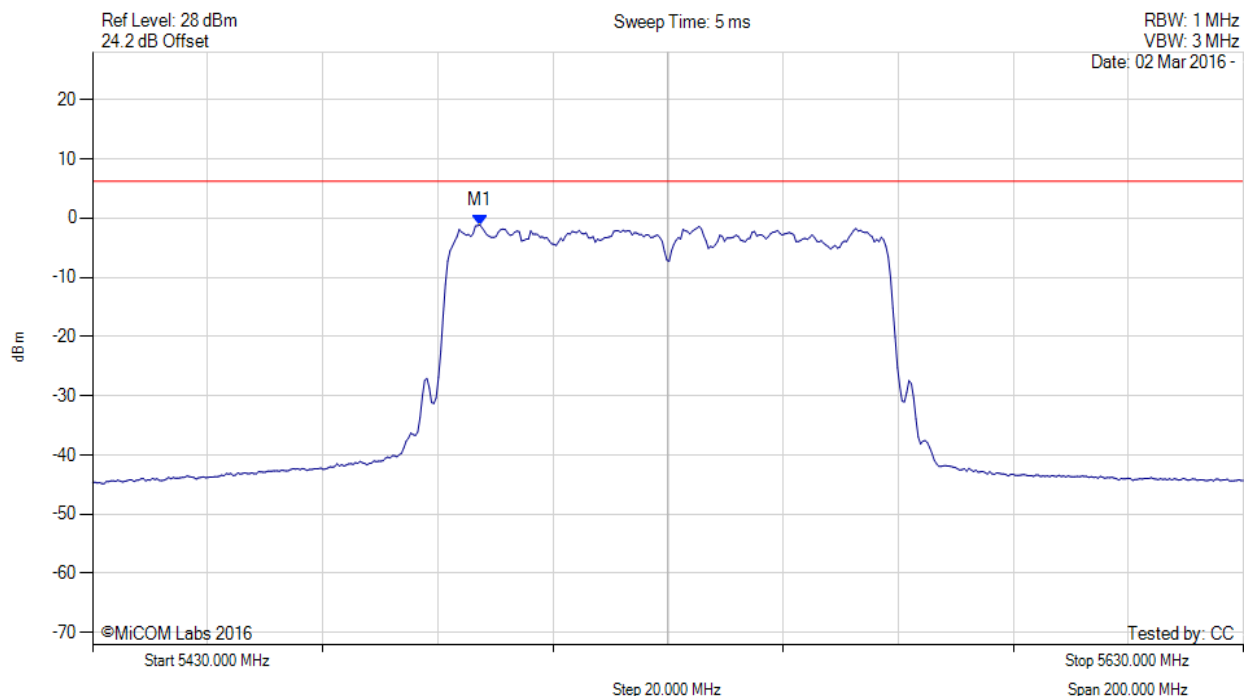


Title: Actiontec Electronics Inc. T3200M
To: FCC CFR 47 Part 15.407 & RSS-247
Serial #: ATEC14-U13_Conducted Rev A (DFS bands)
Issue Date: 1st April 2016
Page: 201 of 255



POWER SPECTRAL DENSITY

Variant: 802.11ac-80, Channel: 5530.00 MHz, Chain a, Temp: 20, Voltage: 12 Vdc



Analyzer Setup	Marker:Frequency:Amplitude	Test Results
Detector = RMS Sweep Count = 100 RF Atten (dB) = 20 Trace Mode = VIEW	M1 : 5497.335 MHz : -1.181 dBm	Limit: ≤ 6.230 dBm

[back to matrix](#)

This test report may be reproduced in full only. The document may only be updated by MiCOM Labs personnel. All changes will be noted in the Document History section of the report.

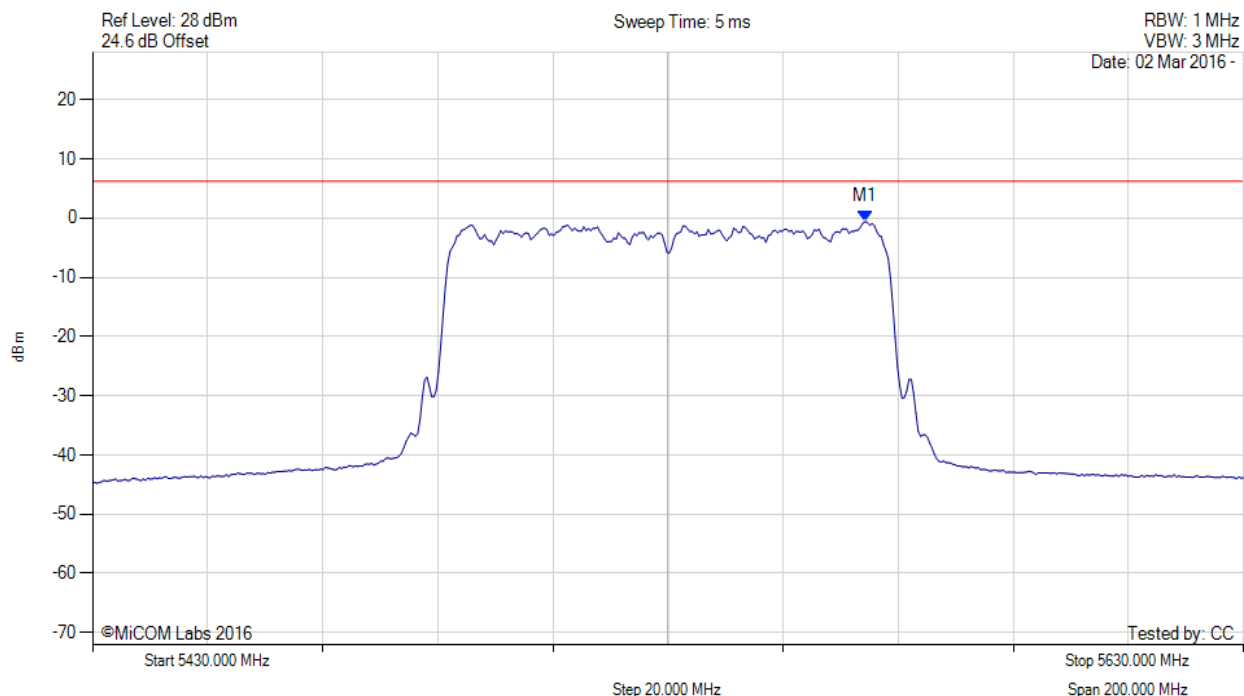


Title: Actiontec Electronics Inc. T3200M
To: FCC CFR 47 Part 15.407 & RSS-247
Serial #: ATEC14-U13_Conducted Rev A (DFS bands)
Issue Date: 1st April 2016
Page: 202 of 255



POWER SPECTRAL DENSITY

Variant: 802.11ac-80, Channel: 5530.00 MHz, Chain b, Temp: 20, Voltage: 12 Vdc



Analyzer Setup	Marker:Frequency:Amplitude	Test Results
Detector = RMS Sweep Count = 100 RF Atten (dB) = 20 Trace Mode = VIEW	M1 : 5564.269 MHz : -0.571 dBm	Limit: ≤ 6.230 dBm

[back to matrix](#)

This test report may be reproduced in full only. The document may only be updated by MiCOM Labs personnel. All changes will be noted in the Document History section of the report.

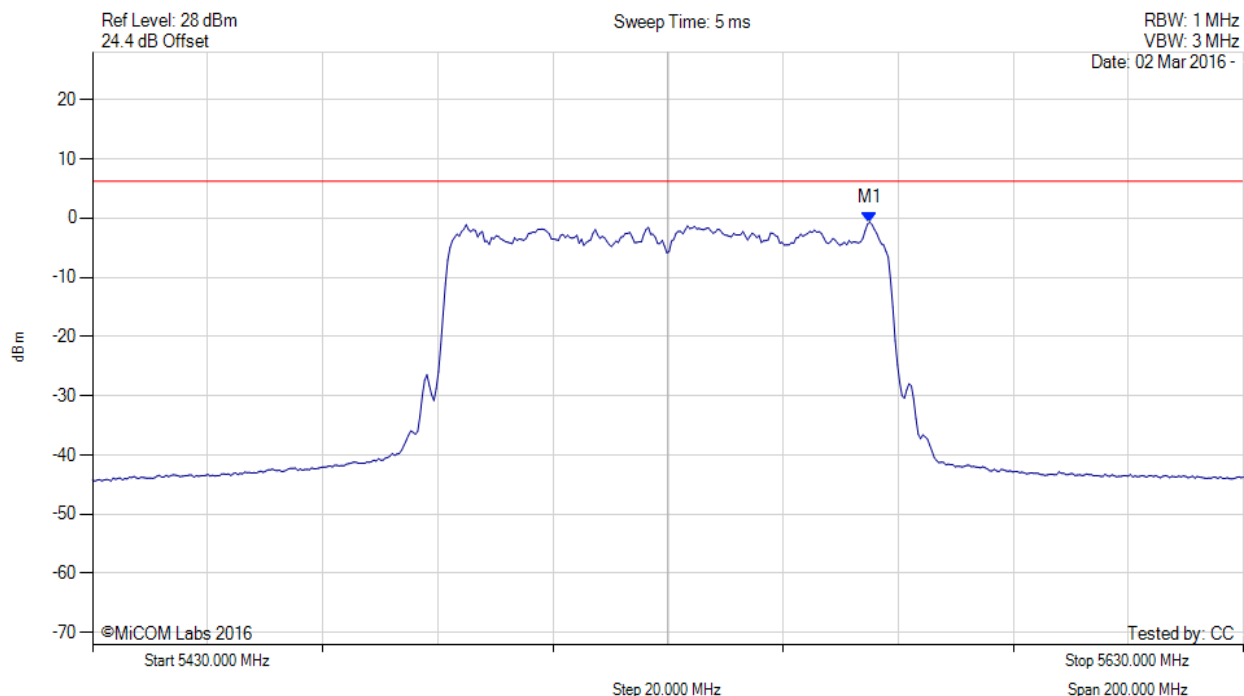


Title: Actiontec Electronics Inc. T3200M
To: FCC CFR 47 Part 15.407 & RSS-247
Serial #: ATEC14-U13_Conducted Rev A (DFS bands)
Issue Date: 1st April 2016
Page: 203 of 255



POWER SPECTRAL DENSITY

Variant: 802.11ac-80, Channel: 5530.00 MHz, Chain c, Temp: 20, Voltage: 12 Vdc



Analyzer Setup	Marker:Frequency:Amplitude	Test Results
Detector = RMS Sweep Count = 100 RF Atten (dB) = 20 Trace Mode = VIEW	M1 : 5565.070 MHz : -0.676 dBm	Limit: ≤ 6.230 dBm

[back to matrix](#)

This test report may be reproduced in full only. The document may only be updated by MiCOM Labs personnel. All changes will be noted in the Document History section of the report.

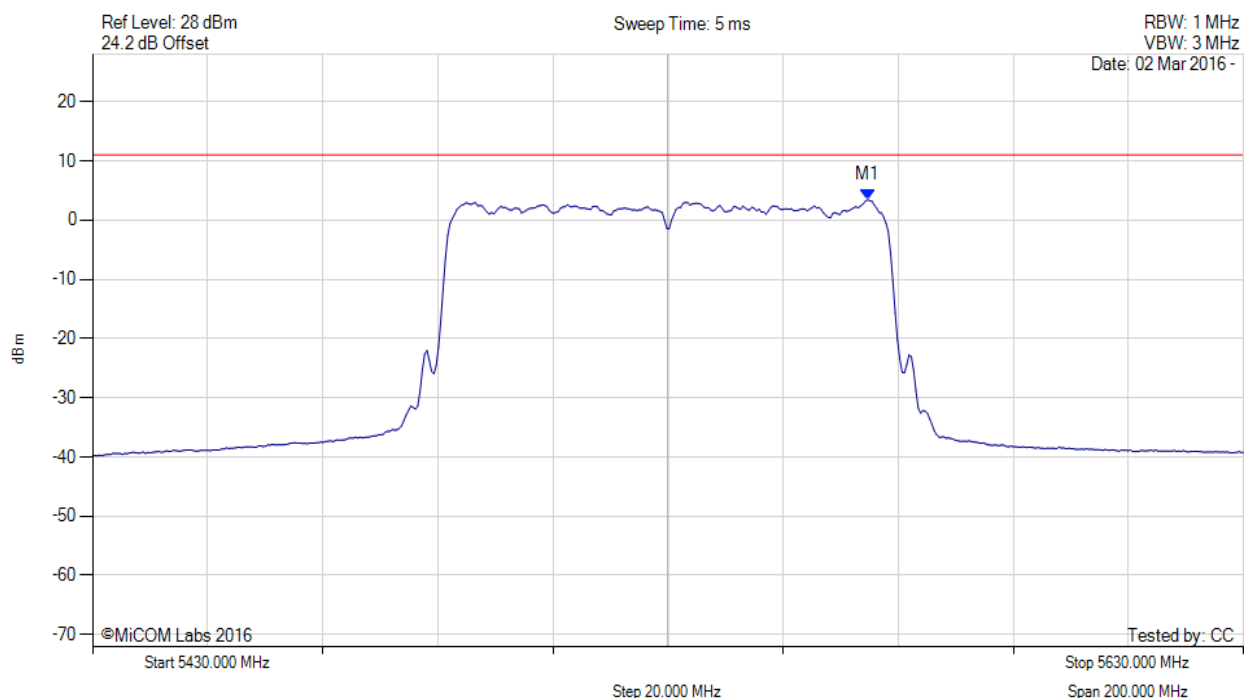


Title: Actiontec Electronics Inc. T3200M
To: FCC CFR 47 Part 15.407 & RSS-247
Serial #: ATEC14-U13_Conducted Rev A (DFS bands)
Issue Date: 1st April 2016
Page: 204 of 255



POWER SPECTRAL DENSITY

Variant: 802.11ac-80, Channel: 5530.00 MHz, SUM, Temp: 20, Voltage: 12 Vdc



Analyzer Setup	Marker:Frequency:Amplitude	Test Results
Detector = RMS Sweep Count = 100 RF Atten (dB) = 20 Trace Mode = VIEW	M1 : 5564.700 MHz : 3.434 dBm M1 + DCCF : 5564.700 MHz : 3.749 dBm Duty Cycle Correction Factor : +0.32 dB	Limit: ≤ 11.0 dBm Margin: -7.2 dB

[back to matrix](#)

This test report may be reproduced in full only. The document may only be updated by MiCOM Labs personnel. All changes will be noted in the Document History section of the report.

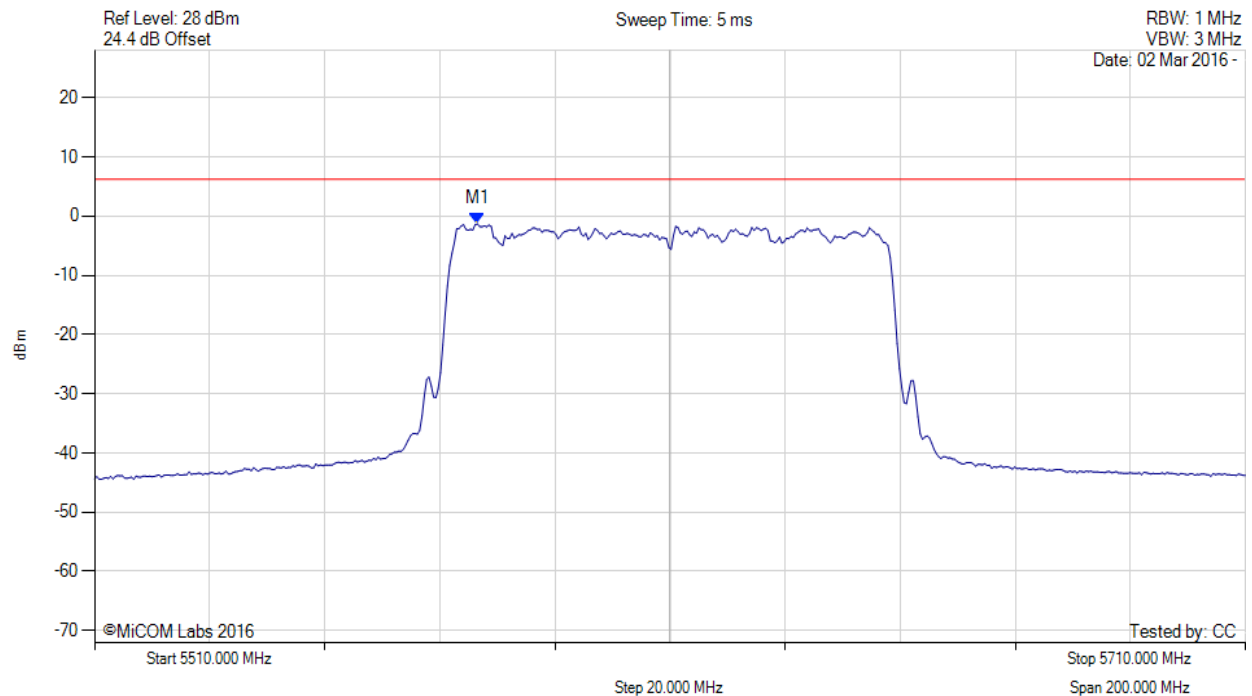


Title: Actiontec Electronics Inc. T3200M
To: FCC CFR 47 Part 15.407 & RSS-247
Serial #: ATEC14-U13_Conducted Rev A (DFS bands)
Issue Date: 1st April 2016
Page: 205 of 255



POWER SPECTRAL DENSITY

Variant: 802.11ac-80, Channel: 5610.00 MHz, Chain a, Temp: 20, Voltage: 12 Vdc



Analyzer Setup	Marker:Frequency:Amplitude	Test Results
Detector = RMS Sweep Count = 100 RF Atten (dB) = 20 Trace Mode = VIEW	M1 : 5576.533 MHz : -1.305 dBm	Limit: ≤ 6.230 dBm

[back to matrix](#)

This test report may be reproduced in full only. The document may only be updated by MiCOM Labs personnel. All changes will be noted in the Document History section of the report.

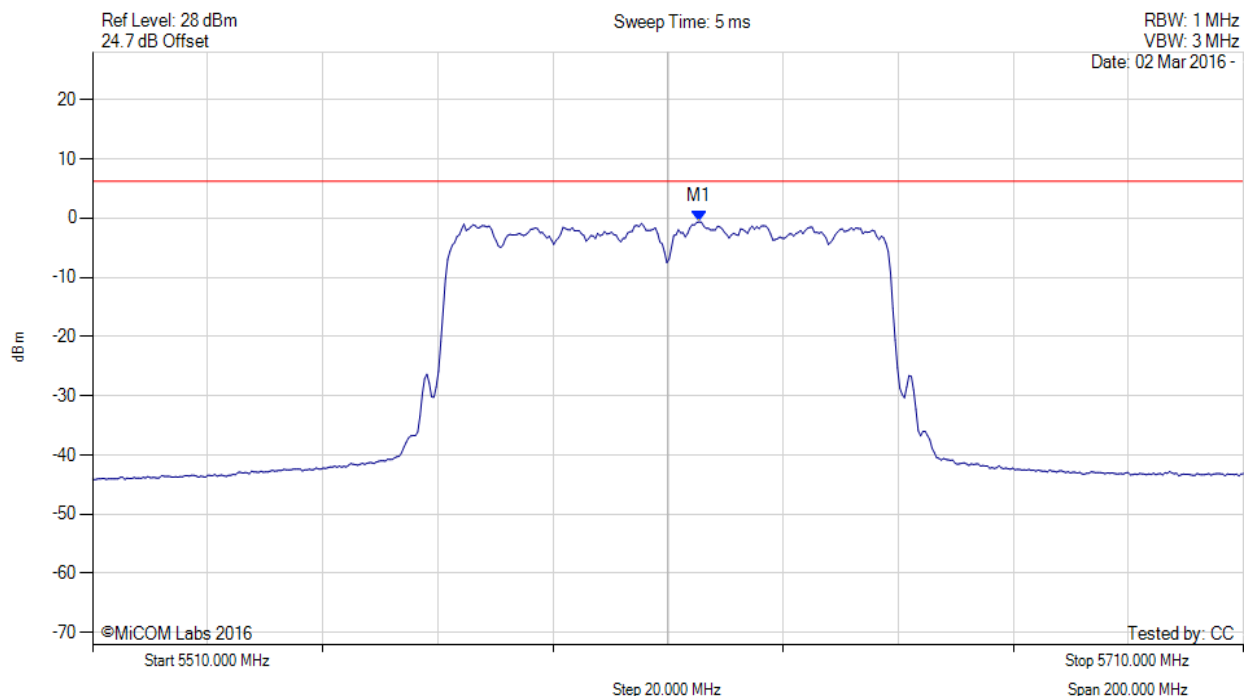


Title: Actiontec Electronics Inc. T3200M
To: FCC CFR 47 Part 15.407 & RSS-247
Serial #: ATEC14-U13_Conducted Rev A (DFS bands)
Issue Date: 1st April 2016
Page: 206 of 255



POWER SPECTRAL DENSITY

Variant: 802.11ac-80, Channel: 5610.00 MHz, Chain b, Temp: 20, Voltage: 12 Vdc



Analyzer Setup	Marker:Frequency:Amplitude	Test Results
Detector = RMS Sweep Count = 100 RF Atten (dB) = 20 Trace Mode = VIEW	M1 : 5615.411 MHz : -0.621 dBm	Channel Frequency: 5610.00 MHz

[back to matrix](#)

This test report may be reproduced in full only. The document may only be updated by MiCOM Labs personnel. All changes will be noted in the Document History section of the report.

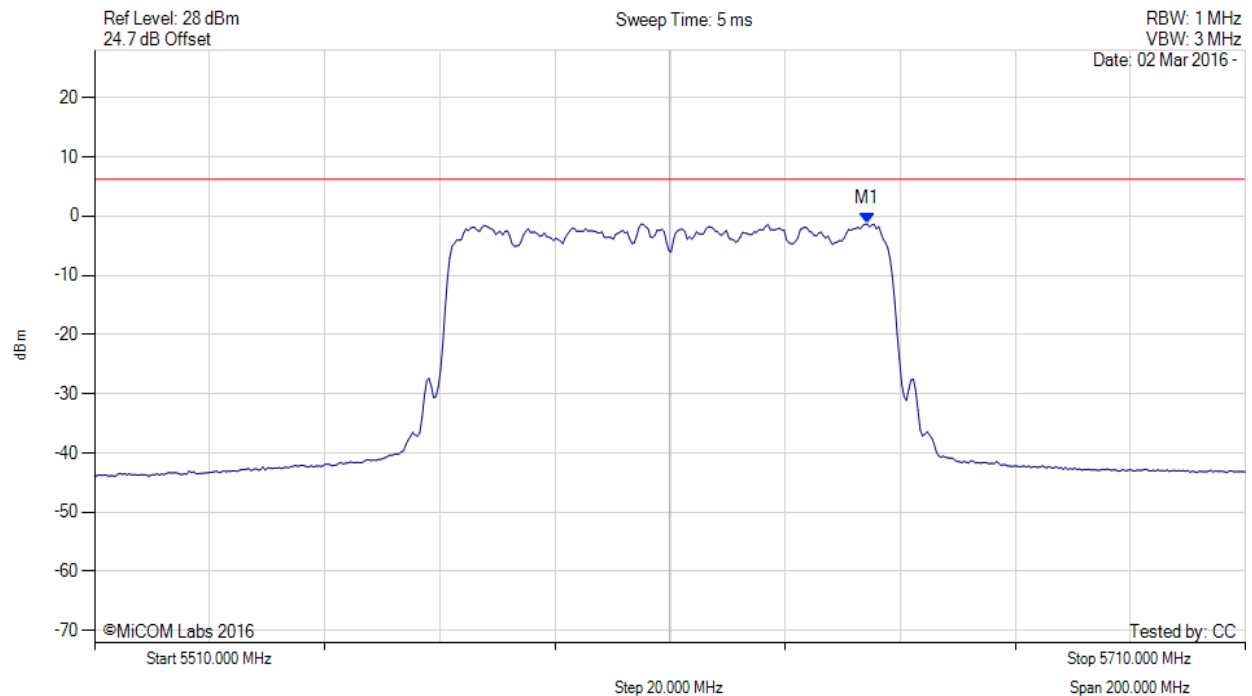


Title: Actiontec Electronics Inc. T3200M
To: FCC CFR 47 Part 15.407 & RSS-247
Serial #: ATEC14-U13_Conducted Rev A (DFS bands)
Issue Date: 1st April 2016
Page: 207 of 255



POWER SPECTRAL DENSITY

Variant: 802.11ac-80, Channel: 5610.00 MHz, Chain c, Temp: 20, Voltage: 12 Vdc



Analyzer Setup	Marker:Frequency:Amplitude	Test Results
Detector = RMS Sweep Count = 100 RF Atten (dB) = 20 Trace Mode = VIEW	M1 : 5644.269 MHz : -1.327 dBm	Limit: ≤ 6.230 dBm

[back to matrix](#)

This test report may be reproduced in full only. The document may only be updated by MiCOM Labs personnel. All changes will be noted in the Document History section of the report.

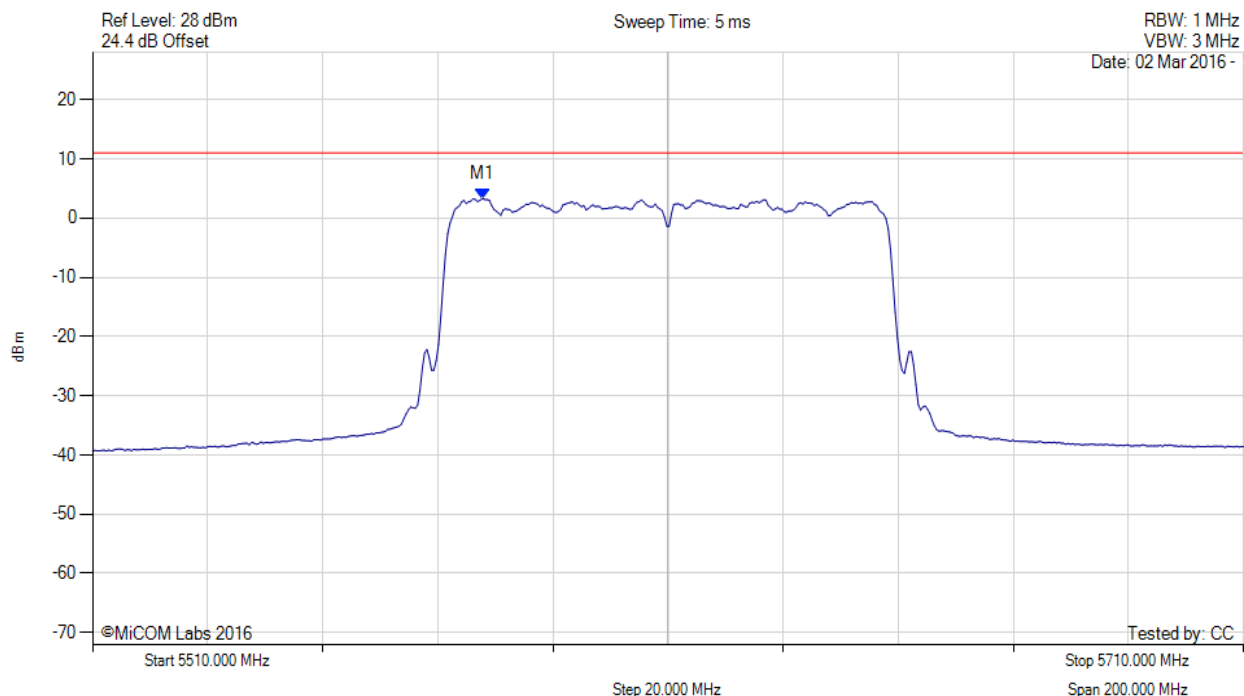


Title: Actiontec Electronics Inc. T3200M
To: FCC CFR 47 Part 15.407 & RSS-247
Serial #: ATEC14-U13_Conducted Rev A (DFS bands)
Issue Date: 1st April 2016
Page: 208 of 255



POWER SPECTRAL DENSITY

Variant: 802.11ac-80, Channel: 5610.00 MHz, SUM, Temp: 20, Voltage: 12 Vdc



Analyzer Setup	Marker:Frequency:Amplitude	Test Results
Detector = RMS Sweep Count = 100 RF Atten (dB) = 20 Trace Mode = VIEW	M1 : 5577.700 MHz : 3.292 dBm M1 + DCCF : 5577.700 MHz : 3.607 dBm Duty Cycle Correction Factor : +0.32 dB	Limit: ≤ 11.0 dBm Margin: -7.4 dB

[back to matrix](#)

This test report may be reproduced in full only. The document may only be updated by MiCOM Labs personnel. All changes will be noted in the Document History section of the report.

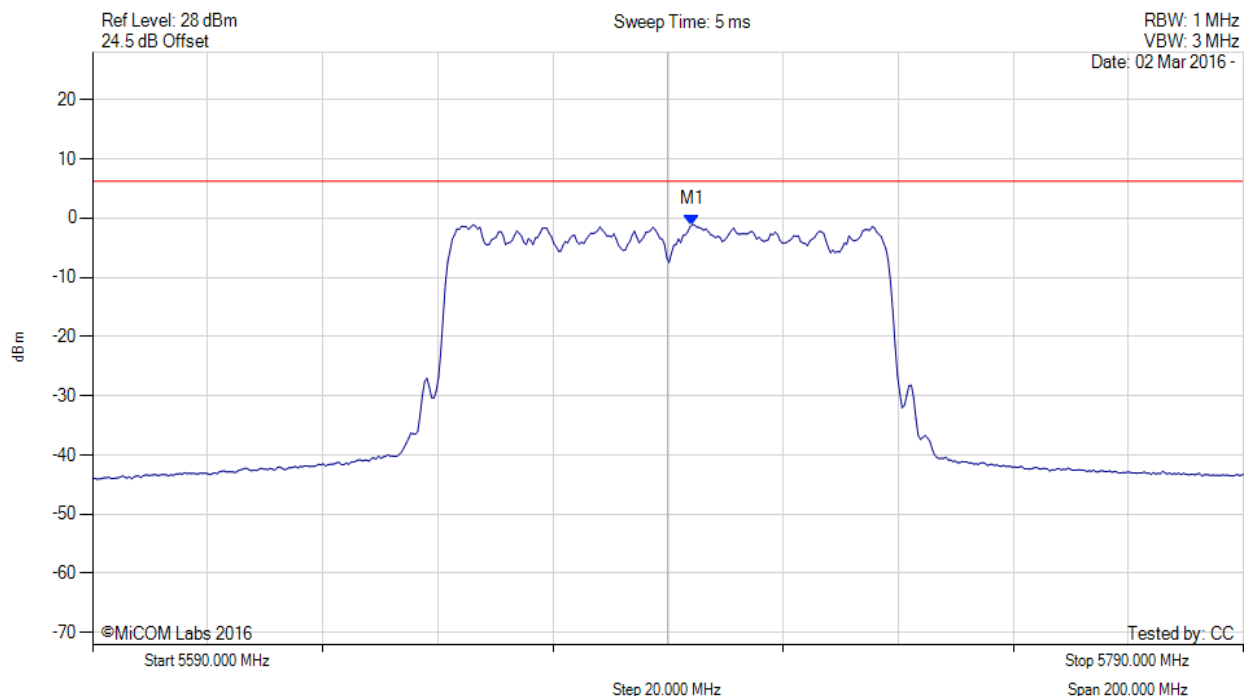


Title: Actiontec Electronics Inc. T3200M
To: FCC CFR 47 Part 15.407 & RSS-247
Serial #: ATEC14-U13_Conducted Rev A (DFS bands)
Issue Date: 1st April 2016
Page: 209 of 255



POWER SPECTRAL DENSITY

Variant: 802.11ac-80, Channel: 5690.00 MHz, Chain a, Temp: 20, Voltage: 12 Vdc



Analyzer Setup	Marker:Frequency:Amplitude	Test Results
Detector = RMS Sweep Count = 100 RF Atten (dB) = 20 Trace Mode = VIEW	M1 : 5694.208 MHz : -1.118 dBm	Limit: ≤ 6.230 dBm

[back to matrix](#)

This test report may be reproduced in full only. The document may only be updated by MiCOM Labs personnel. All changes will be noted in the Document History section of the report.

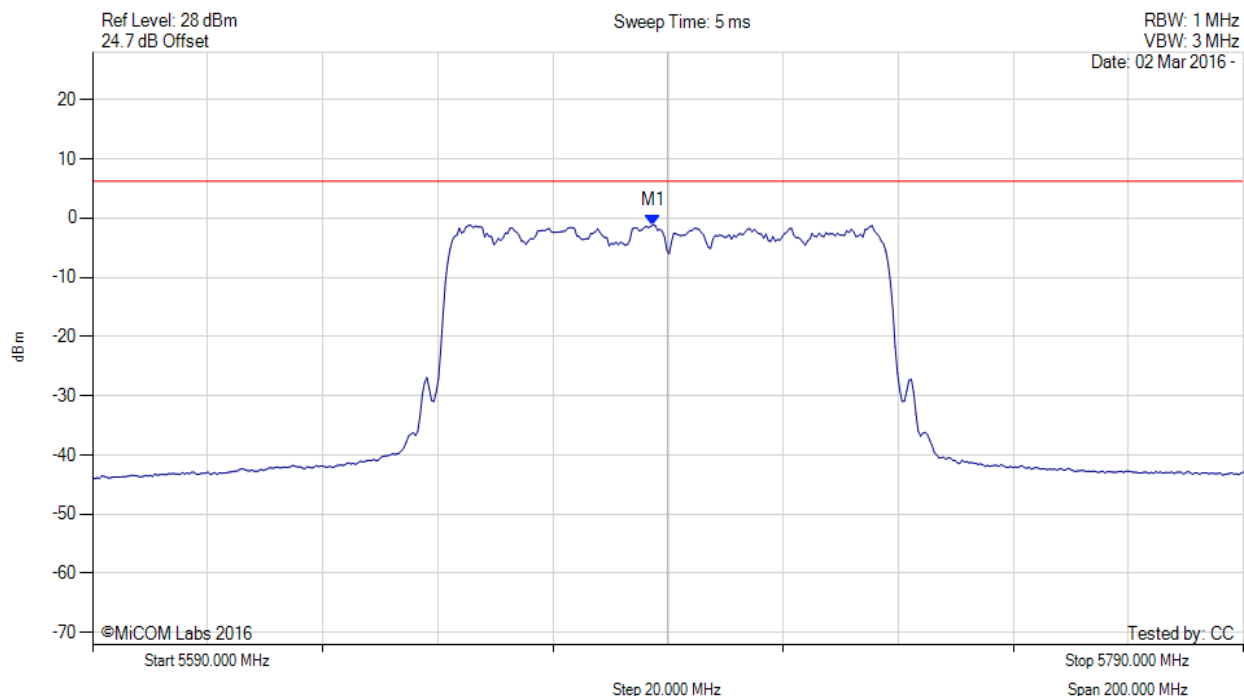


Title: Actiontec Electronics Inc. T3200M
To: FCC CFR 47 Part 15.407 & RSS-247
Serial #: ATEC14-U13_Conducted Rev A (DFS bands)
Issue Date: 1st April 2016
Page: 210 of 255



POWER SPECTRAL DENSITY

Variant: 802.11ac-80, Channel: 5690.00 MHz, Chain b, Temp: 20, Voltage: 12 Vdc



Analyzer Setup	Marker:Frequency:Amplitude	Test Results
Detector = RMS Sweep Count = 100 RF Atten (dB) = 20 Trace Mode = VIEW	M1 : 5687.395 MHz : -1.187 dBm	Limit: ≤ 6.230 dBm

[back to matrix](#)

This test report may be reproduced in full only. The document may only be updated by MiCOM Labs personnel. All changes will be noted in the Document History section of the report.

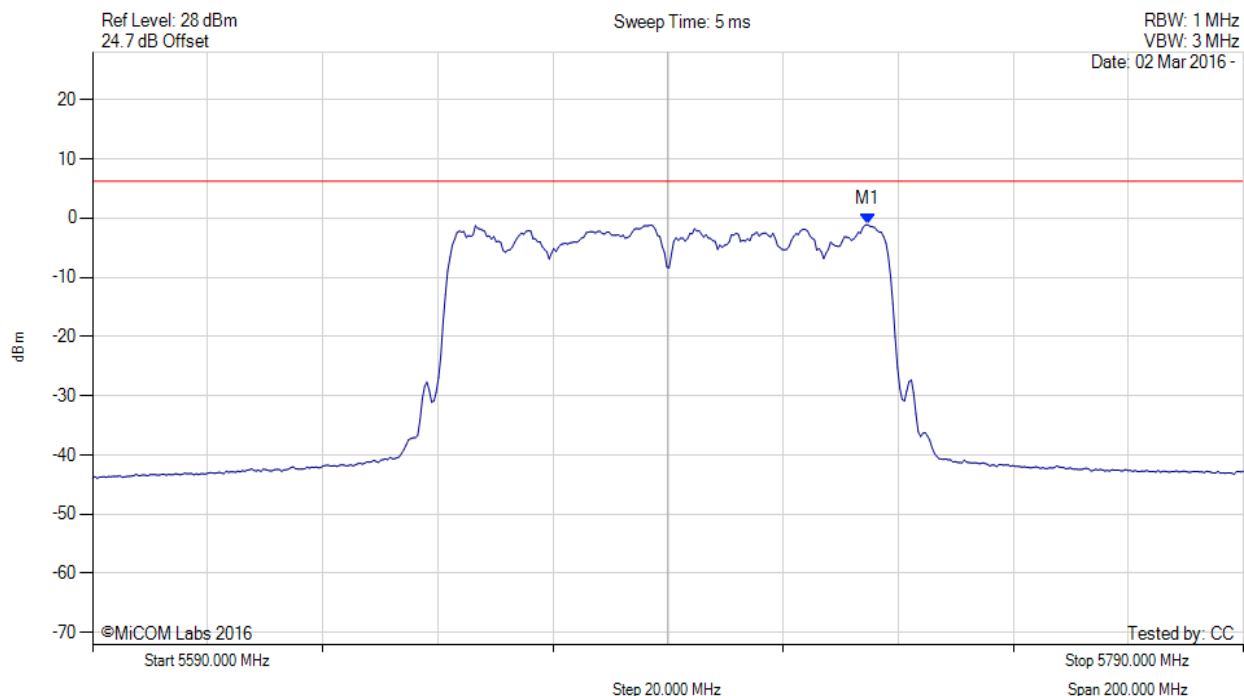


Title: Actiontec Electronics Inc. T3200M
To: FCC CFR 47 Part 15.407 & RSS-247
Serial #: ATEC14-U13_Conducted Rev A (DFS bands)
Issue Date: 1st April 2016
Page: 211 of 255



POWER SPECTRAL DENSITY

Variant: 802.11ac-80, Channel: 5690.00 MHz, Chain c, Temp: 20, Voltage: 12 Vdc



Analyzer Setup	Marker:Frequency:Amplitude	Test Results
Detector = RMS Sweep Count = 100 RF Atten (dB) = 20 Trace Mode = VIEW	M1 : 5724.669 MHz : -1.109 dBm	Limit: ≤ 6.230 dBm

[back to matrix](#)

This test report may be reproduced in full only. The document may only be updated by MiCOM Labs personnel. All changes will be noted in the Document History section of the report.

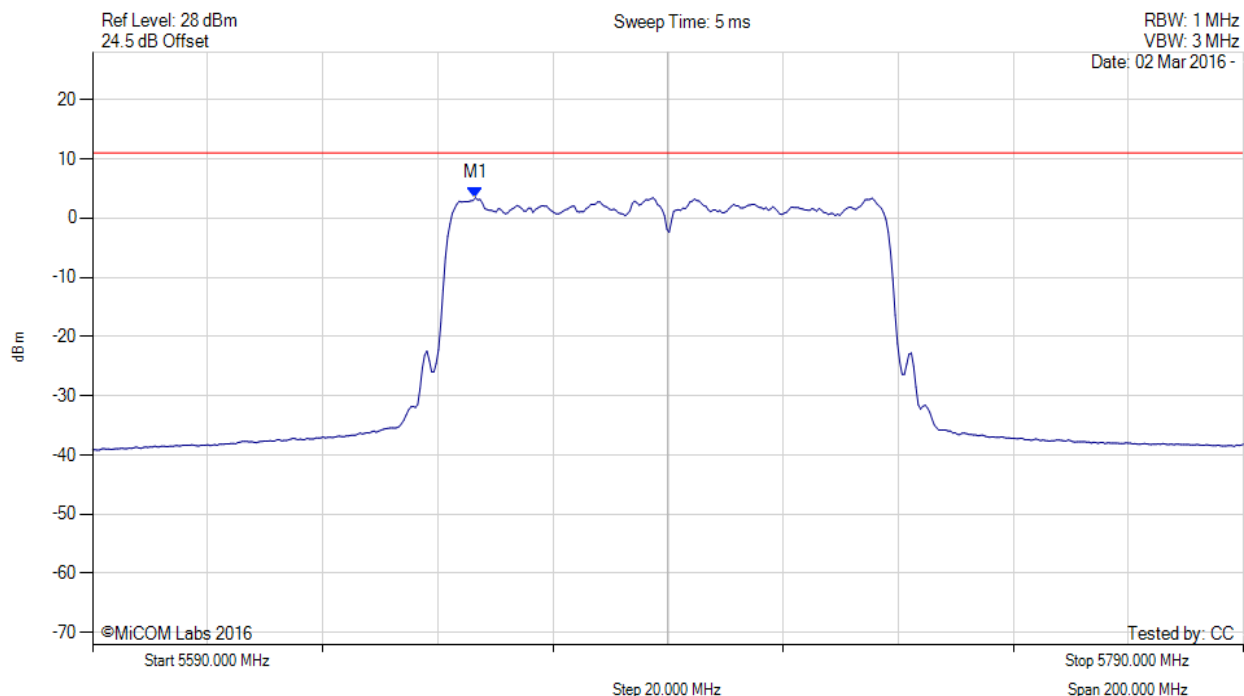


Title: Actiontec Electronics Inc. T3200M
To: FCC CFR 47 Part 15.407 & RSS-247
Serial #: ATEC14-U13_Conducted Rev A (DFS bands)
Issue Date: 1st April 2016
Page: 212 of 255



POWER SPECTRAL DENSITY

Variant: 802.11ac-80, Channel: 5690.00 MHz, SUM, Temp: 20, Voltage: 12 Vdc



Analyzer Setup	Marker:Frequency:Amplitude	Test Results
Detector = RMS Sweep Count = 100 RF Atten (dB) = 20 Trace Mode = VIEW	M1 : 5656.500 MHz : 3.445 dBm M1 + DCCF : 5656.500 MHz : 3.760 dBm Duty Cycle Correction Factor : +0.32 dB	Limit: ≤ 11.0 dBm Margin: -7.2 dB

[back to matrix](#)

This test report may be reproduced in full only. The document may only be updated by MiCOM Labs personnel. All changes will be noted in the Document History section of the report.

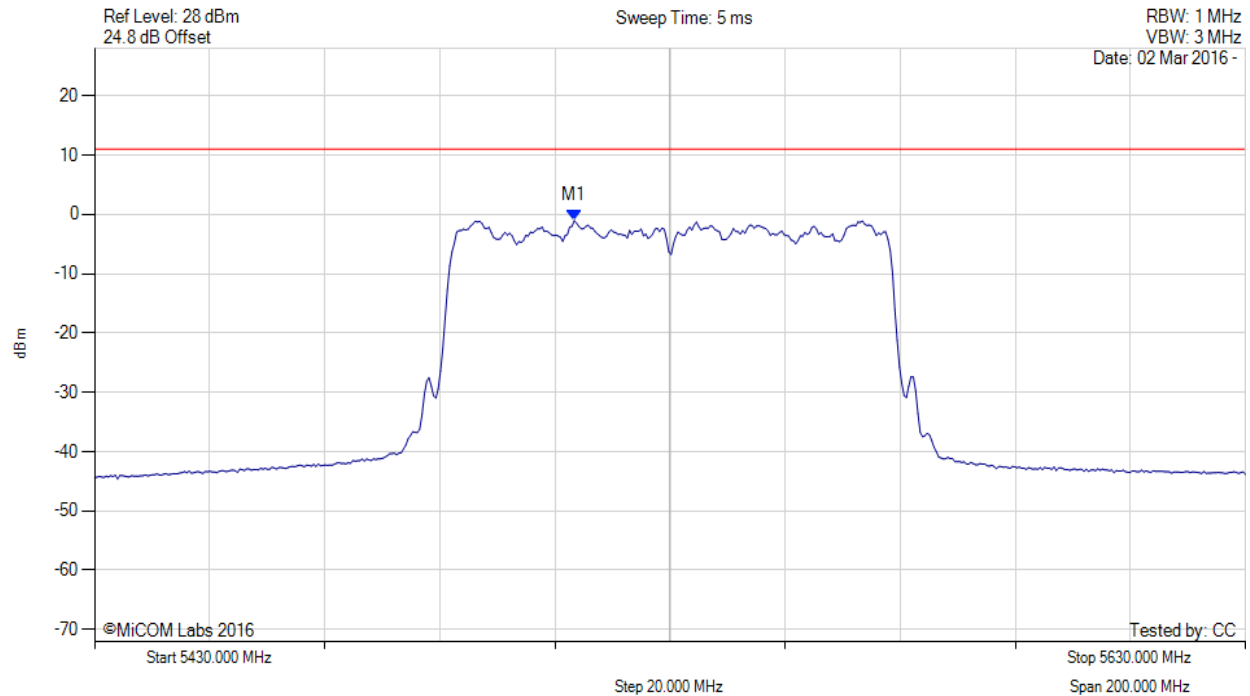


Title: Actiontec Electronics Inc. T3200M
To: FCC CFR 47 Part 15.407 & RSS-247
Serial #: ATEC14-U13_Conducted Rev A (DFS bands)
Issue Date: 1st April 2016
Page: 213 of 255



POWER SPECTRAL DENSITY

Variant: 802.11ac-80, Channel: 5530.00 MHz, Chain d, Temp: 20, Voltage: 12 Vdc



Analyzer Setup	Marker:Frequency:Amplitude	Test Results
Detector = RMS Sweep Count = 100 RF Atten (dB) = 20 Trace Mode = VIEW	M1 : 5513.367 MHz : -1.051 dBm	Limit: ≤ 11.000 dBm

[back to matrix](#)

This test report may be reproduced in full only. The document may only be updated by MiCOM Labs personnel. All changes will be noted in the Document History section of the report.

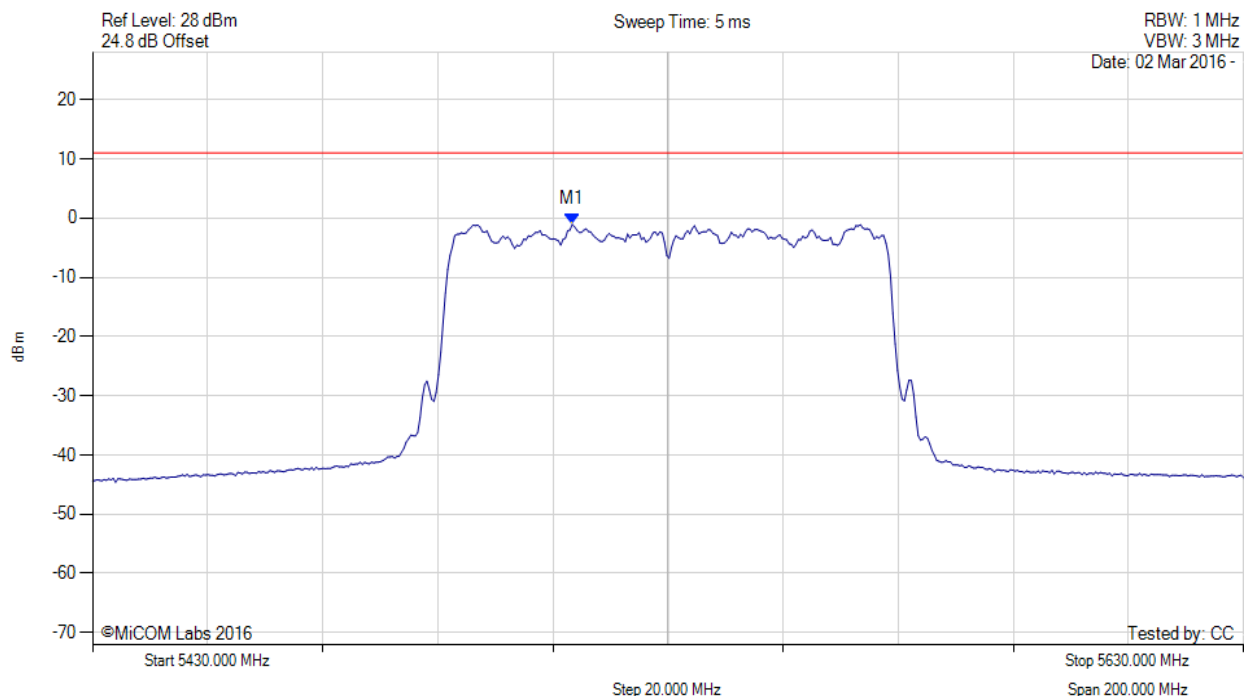


Title: Actiontec Electronics Inc. T3200M
To: FCC CFR 47 Part 15.407 & RSS-247
Serial #: ATEC14-U13_Conducted Rev A (DFS bands)
Issue Date: 1st April 2016
Page: 214 of 255



POWER SPECTRAL DENSITY

Variant: 802.11ac-80, Channel: 5530.00 MHz, SUM, Temp: 20, Voltage: 12 Vdc



Analyzer Setup	Marker:Frequency:Amplitude	Test Results
Detector = RMS Sweep Count = 100 RF Atten (dB) = 20 Trace Mode = VIEW	M1 : 5513.400 MHz : -1.051 dBm M1 + DCCF : 5513.400 MHz : -0.736 dBm Duty Cycle Correction Factor : +0.32 dB	Limit: ≤ 11.0 dBm Margin: -11.7 dB

[back to matrix](#)

This test report may be reproduced in full only. The document may only be updated by MiCOM Labs personnel. All changes will be noted in the Document History section of the report.

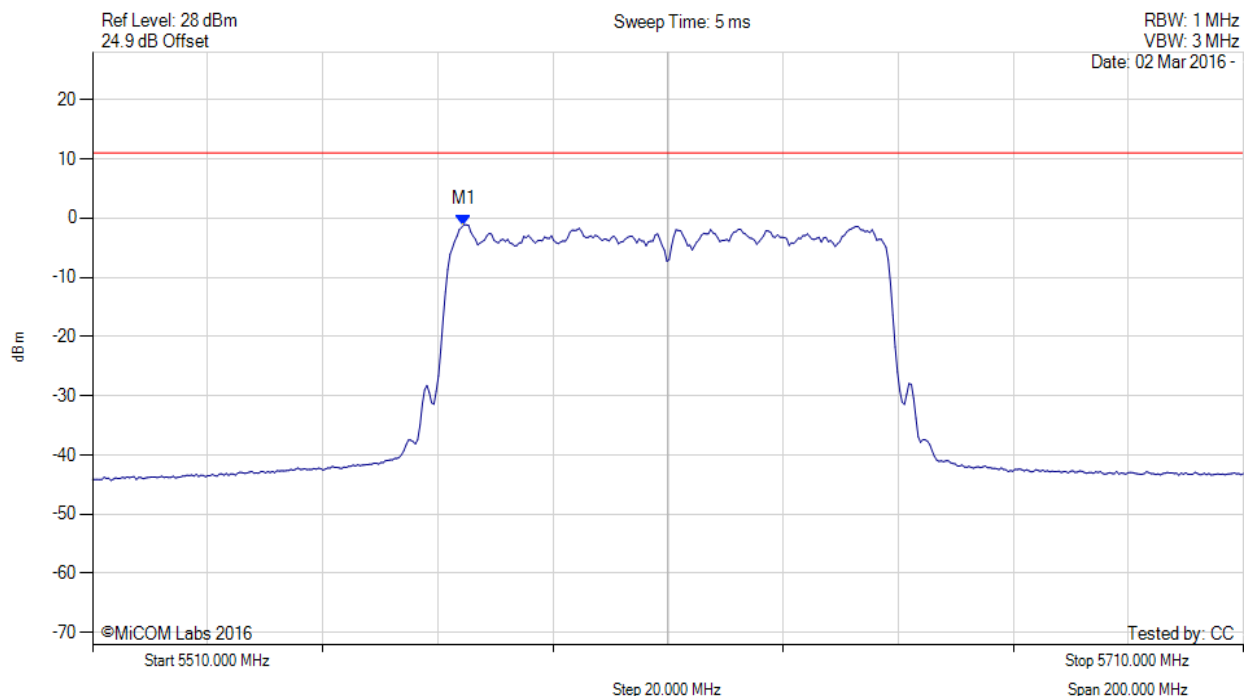


Title: Actiontec Electronics Inc. T3200M
To: FCC CFR 47 Part 15.407 & RSS-247
Serial #: ATEC14-U13_Conducted Rev A (DFS bands)
Issue Date: 1st April 2016
Page: 215 of 255



POWER SPECTRAL DENSITY

Variant: 802.11ac-80, Channel: 5610.00 MHz, Chain d, Temp: 20, Voltage: 12 Vdc



Analyzer Setup	Marker:Frequency:Amplitude	Test Results
Detector = RMS Sweep Count = 100 RF Atten (dB) = 20 Trace Mode = VIEW	M1 : 5574.529 MHz : -1.120 dBm	Limit: ≤ 11.000 dBm

[back to matrix](#)

This test report may be reproduced in full only. The document may only be updated by MiCOM Labs personnel. All changes will be noted in the Document History section of the report.

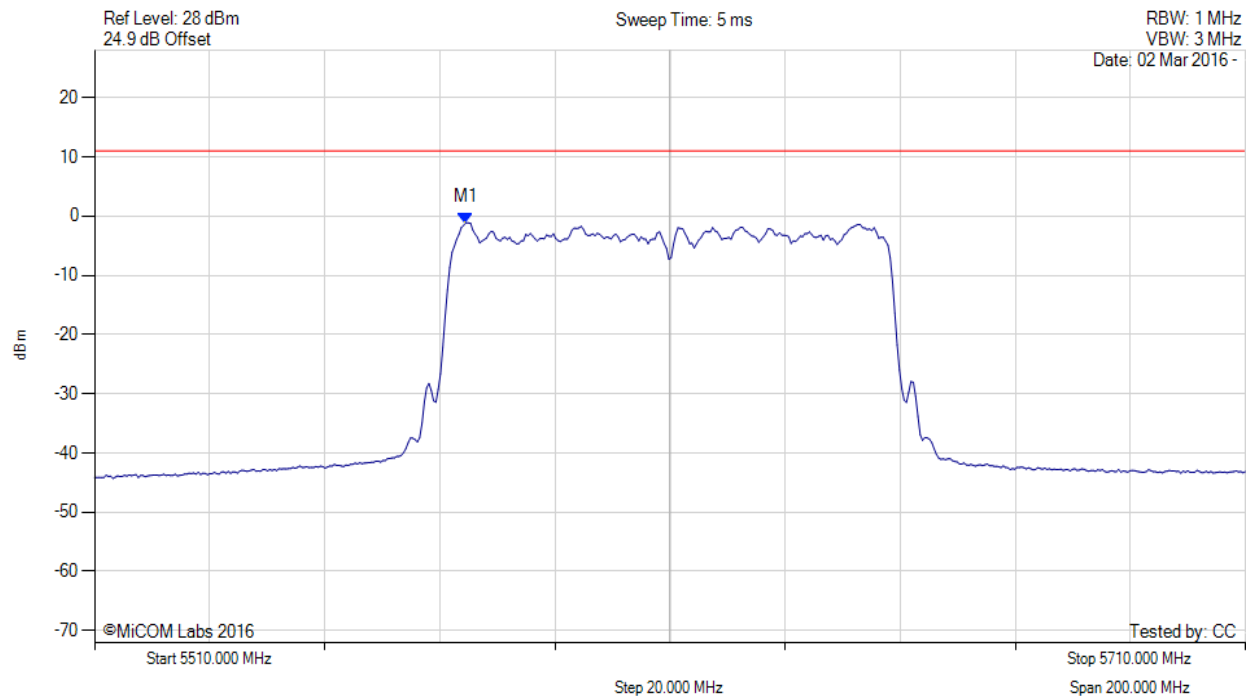


Title: Actiontec Electronics Inc. T3200M
To: FCC CFR 47 Part 15.407 & RSS-247
Serial #: ATEC14-U13_Conducted Rev A (DFS bands)
Issue Date: 1st April 2016
Page: 216 of 255



POWER SPECTRAL DENSITY

Variant: 802.11ac-80, Channel: 5610.00 MHz, SUM, Temp: 20, Voltage: 12 Vdc



Analyzer Setup	Marker:Frequency:Amplitude	Test Results
Detector = RMS Sweep Count = 100 RF Atten (dB) = 20 Trace Mode = VIEW	M1 : 5574.500 MHz : -1.120 dBm M1 + DCCF : 5574.500 MHz : -0.805 dBm Duty Cycle Correction Factor : +0.32 dB	Limit: ≤ 11.0 dBm Margin: -11.8 dB

[back to matrix](#)

This test report may be reproduced in full only. The document may only be updated by MiCOM Labs personnel. All changes will be noted in the Document History section of the report.

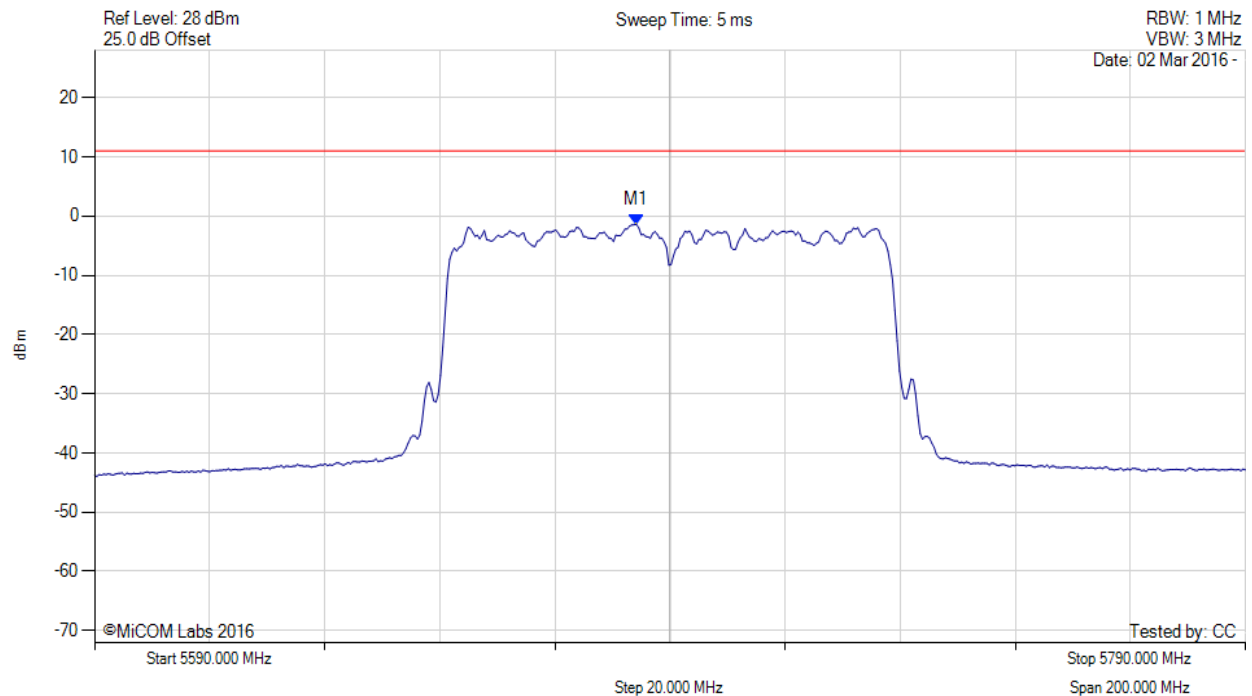


Title: Actiontec Electronics Inc. T3200M
To: FCC CFR 47 Part 15.407 & RSS-247
Serial #: ATEC14-U13_Conducted Rev A (DFS bands)
Issue Date: 1st April 2016
Page: 217 of 255



POWER SPECTRAL DENSITY

Variant: 802.11ac-80, Channel: 5690.00 MHz, Chain d, Temp: 20, Voltage: 12 Vdc



Analyzer Setup	Marker:Frequency:Amplitude	Test Results
Detector = RMS Sweep Count = 100 RF Atten (dB) = 20 Trace Mode = VIEW	M1 : 5684.188 MHz : -1.422 dBm	Limit: ≤ 11.000 dBm

[back to matrix](#)

This test report may be reproduced in full only. The document may only be updated by MiCOM Labs personnel. All changes will be noted in the Document History section of the report.

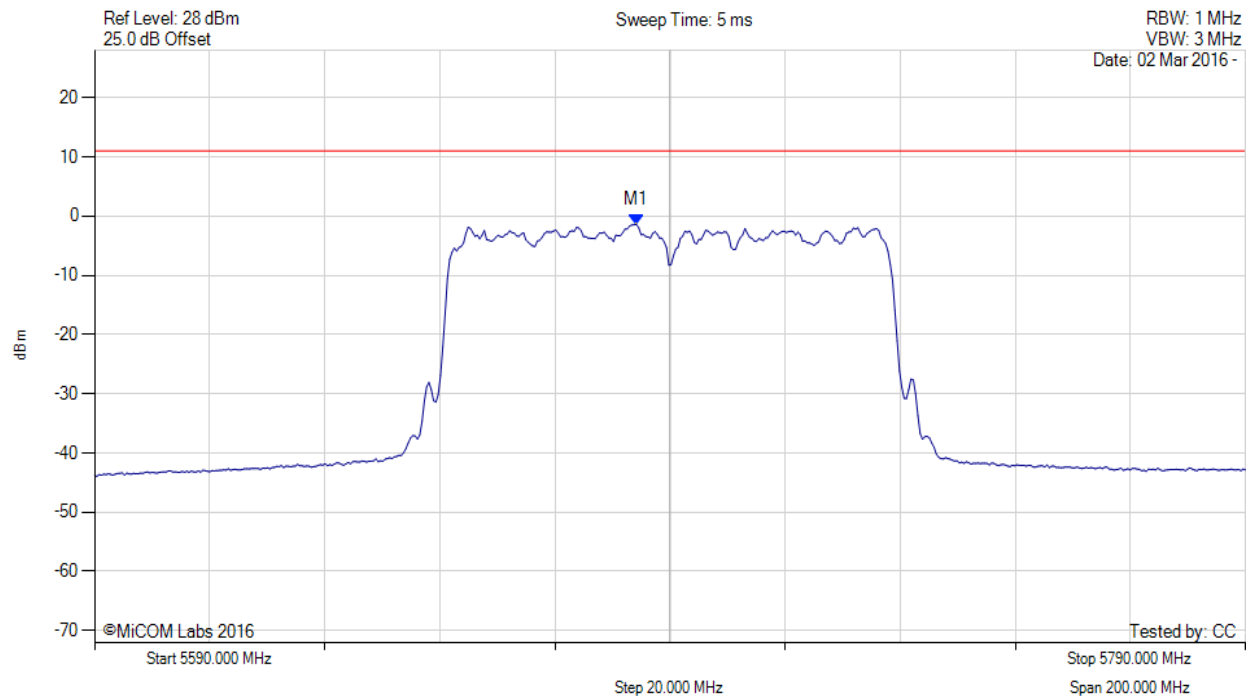


Title: Actiontec Electronics Inc. T3200M
To: FCC CFR 47 Part 15.407 & RSS-247
Serial #: ATEC14-U13_Conducted Rev A (DFS bands)
Issue Date: 1st April 2016
Page: 218 of 255



POWER SPECTRAL DENSITY

Variant: 802.11ac-80, Channel: 5690.00 MHz, SUM, Temp: 20, Voltage: 12 Vdc



Analyzer Setup	Marker:Frequency:Amplitude	Test Results
Detector = RMS Sweep Count = 100 RF Atten (dB) = 20 Trace Mode = VIEW	M1 : 5684.200 MHz : -1.422 dBm M1 + DCCF : 5684.200 MHz : -1.107 dBm Duty Cycle Correction Factor : +0.32 dB	Limit: ≤ 11.0 dBm Margin: -12.1 dB

[back to matrix](#)

This test report may be reproduced in full only. The document may only be updated by MiCOM Labs personnel. All changes will be noted in the Document History section of the report.

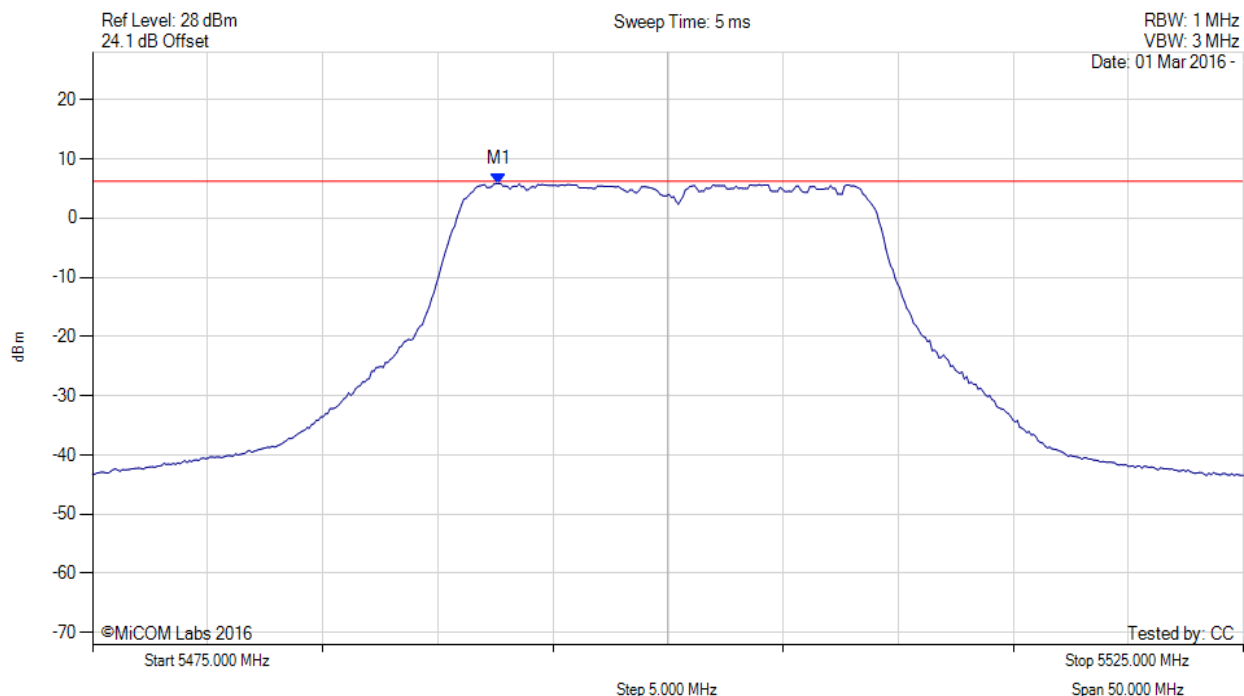


Title: Actiontec Electronics Inc. T3200M
To: FCC CFR 47 Part 15.407 & RSS-247
Serial #: ATEC14-U13_Conducted Rev A (DFS bands)
Issue Date: 1st April 2016
Page: 219 of 255



POWER SPECTRAL DENSITY

Variant: 802.11n HT-20, Channel: 5500.00 MHz, Chain a, Temp: 20, Voltage: 12 Vdc



Analyzer Setup	Marker:Frequency:Amplitude	Test Results
Detector = RMS Sweep Count = 100 RF Atten (dB) = 20 Trace Mode = VIEW	M1 : 5492.635 MHz : 5.852 dBm	Limit: ≤ 6.230 dBm

[back to matrix](#)

This test report may be reproduced in full only. The document may only be updated by MiCOM Labs personnel. All changes will be noted in the Document History section of the report.

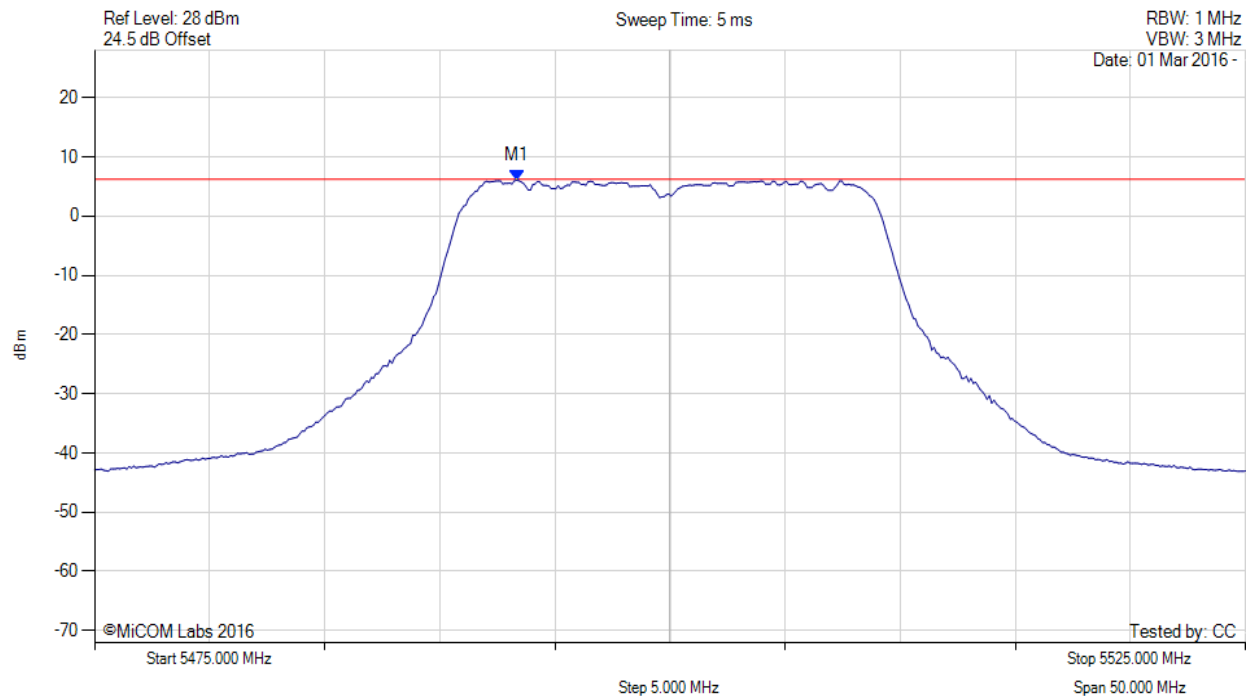


Title: Actiontec Electronics Inc. T3200M
To: FCC CFR 47 Part 15.407 & RSS-247
Serial #: ATEC14-U13_Conducted Rev A (DFS bands)
Issue Date: 1st April 2016
Page: 220 of 255



POWER SPECTRAL DENSITY

Variant: 802.11n HT-20, Channel: 5500.00 MHz, Chain b, Temp: 20, Voltage: 12 Vdc



Analyzer Setup	Marker:Frequency:Amplitude	Test Results
Detector = RMS Sweep Count = 100 RF Atten (dB) = 20 Trace Mode = VIEW	M1 : 5493.337 MHz : 6.066 dBm	Limit: ≤ 6.230 dBm

[back to matrix](#)

This test report may be reproduced in full only. The document may only be updated by MiCOM Labs personnel. All changes will be noted in the Document History section of the report.

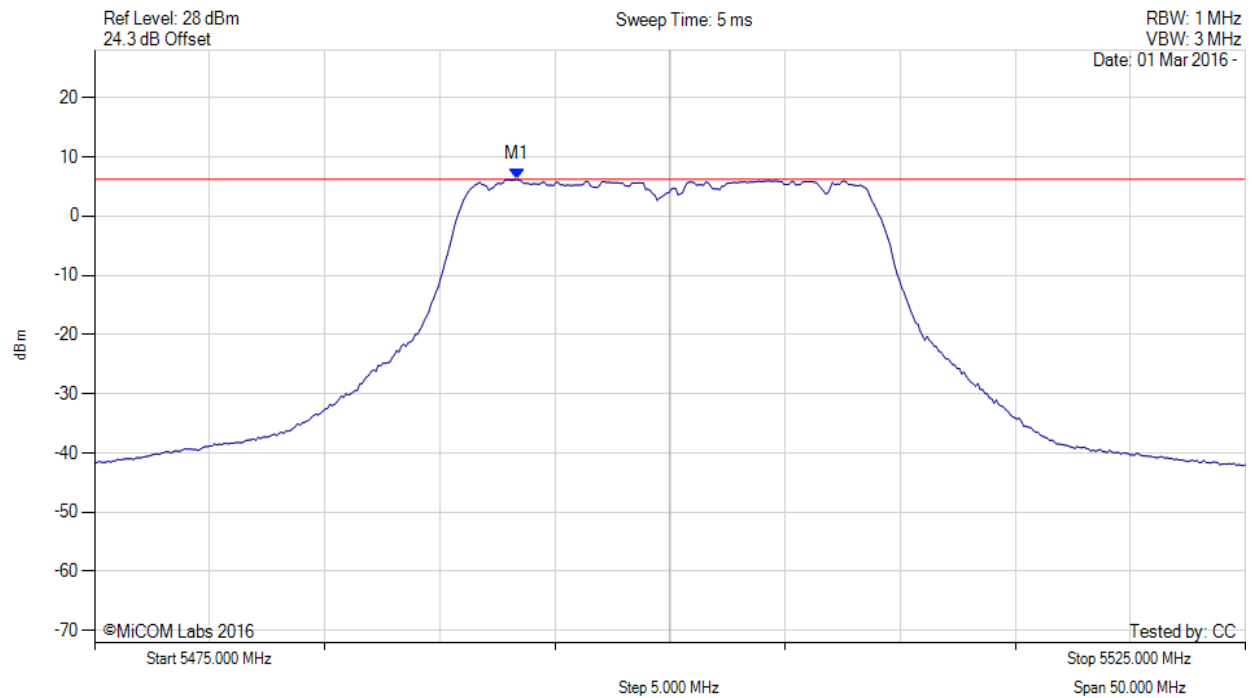


Title: Actiontec Electronics Inc. T3200M
To: FCC CFR 47 Part 15.407 & RSS-247
Serial #: ATEC14-U13_Conducted Rev A (DFS bands)
Issue Date: 1st April 2016
Page: 221 of 255



POWER SPECTRAL DENSITY

Variant: 802.11n HT-20, Channel: 5500.00 MHz, Chain c, Temp: 20, Voltage: 12 Vdc



Analyzer Setup	Marker:Frequency:Amplitude	Test Results
Detector = RMS Sweep Count = 100 RF Atten (dB) = 20 Trace Mode = VIEW	M1 : 5493.337 MHz : 6.179 dBm	Limit: ≤ 6.230 dBm

[back to matrix](#)

This test report may be reproduced in full only. The document may only be updated by MiCOM Labs personnel. All changes will be noted in the Document History section of the report.

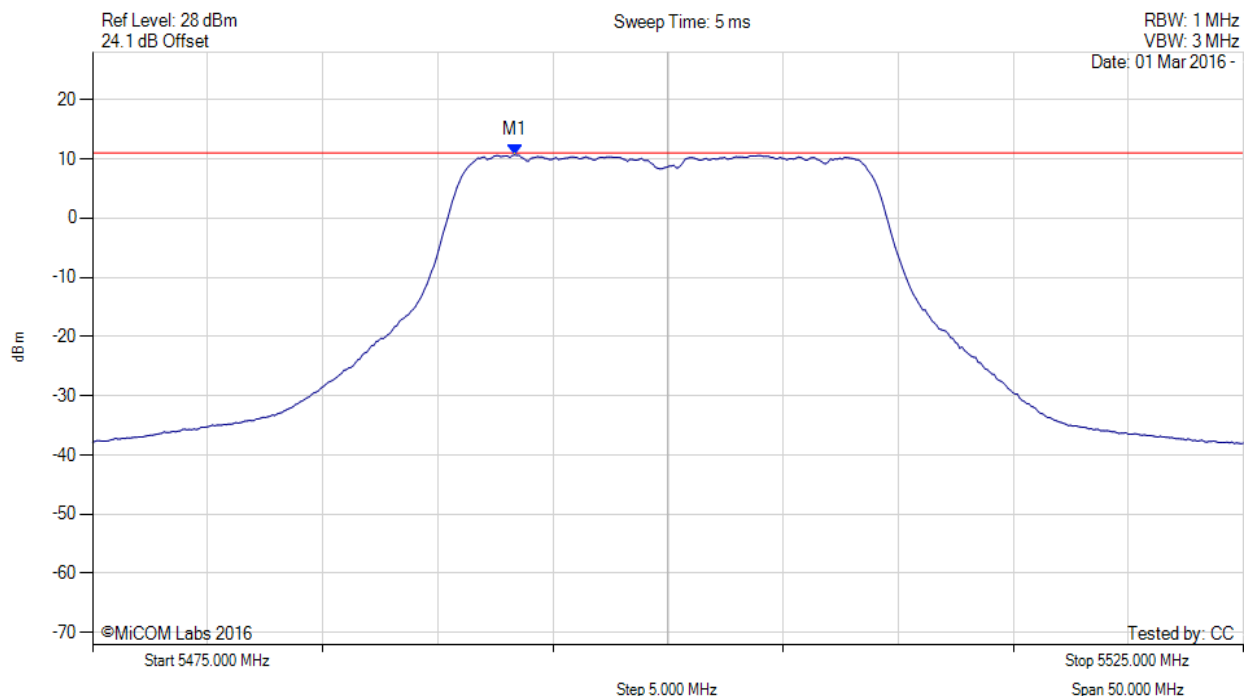


Title: Actiontec Electronics Inc. T3200M
To: FCC CFR 47 Part 15.407 & RSS-247
Serial #: ATEC14-U13_Conducted Rev A (DFS bands)
Issue Date: 1st April 2016
Page: 222 of 255



POWER SPECTRAL DENSITY

Variant: 802.11n HT-20, Channel: 5500.00 MHz, SUM, Temp: 20, Voltage: 12 Vdc



Analyzer Setup	Marker:Frequency:Amplitude	Test Results
Detector = RMS Sweep Count = 100 RF Atten (dB) = 20 Trace Mode = VIEW	M1 : 5493.300 MHz : 10.665 dBm M1 + DCCF : 5493.300 MHz : 10.753 dBm Duty Cycle Correction Factor : +0.09 dB	Limit: ≤ 11.0 dBm Margin: -0.2 dB

[back to matrix](#)

This test report may be reproduced in full only. The document may only be updated by MiCOM Labs personnel. All changes will be noted in the Document History section of the report.

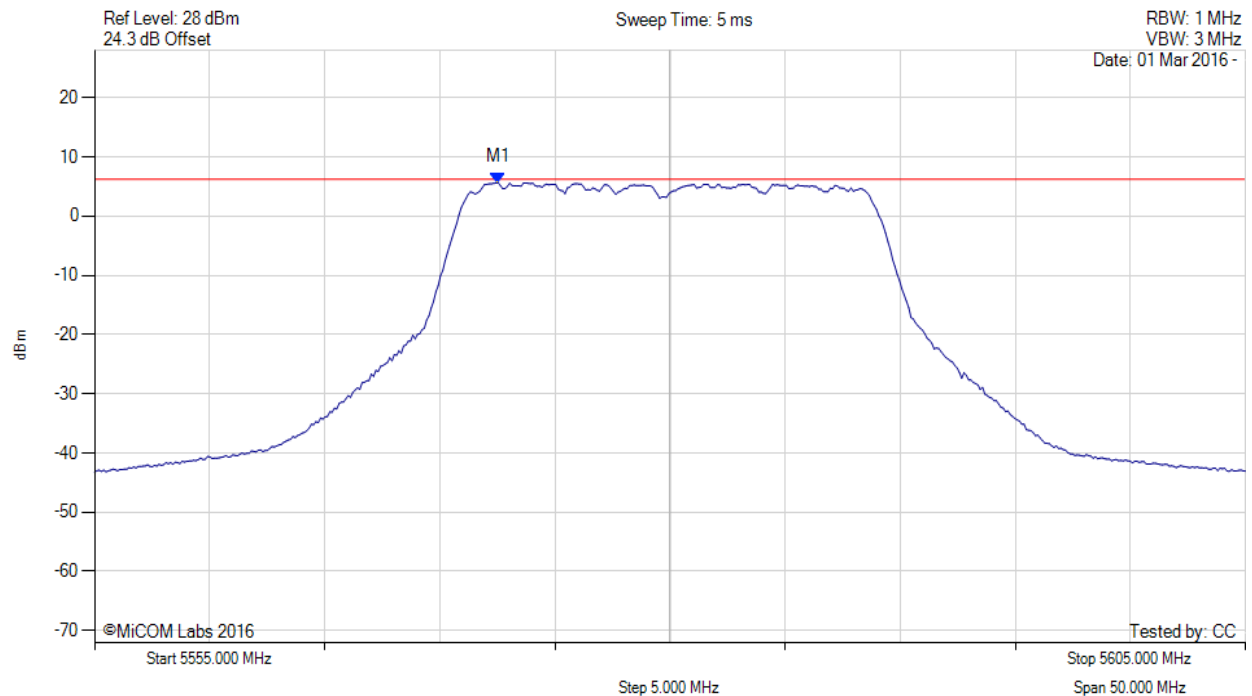


Title: Actiontec Electronics Inc. T3200M
To: FCC CFR 47 Part 15.407 & RSS-247
Serial #: ATEC14-U13_Conducted Rev A (DFS bands)
Issue Date: 1st April 2016
Page: 223 of 255



POWER SPECTRAL DENSITY

Variant: 802.11n HT-20, Channel: 5580.00 MHz, Chain a, Temp: 20, Voltage: 12 Vdc



Analyzer Setup	Marker:Frequency:Amplitude	Test Results
Detector = RMS Sweep Count = 100 RF Atten (dB) = 20 Trace Mode = VIEW	M1 : 5572.535 MHz : 5.654 dBm	Limit: ≤ 6.230 dBm

[back to matrix](#)

This test report may be reproduced in full only. The document may only be updated by MiCOM Labs personnel. All changes will be noted in the Document History section of the report.

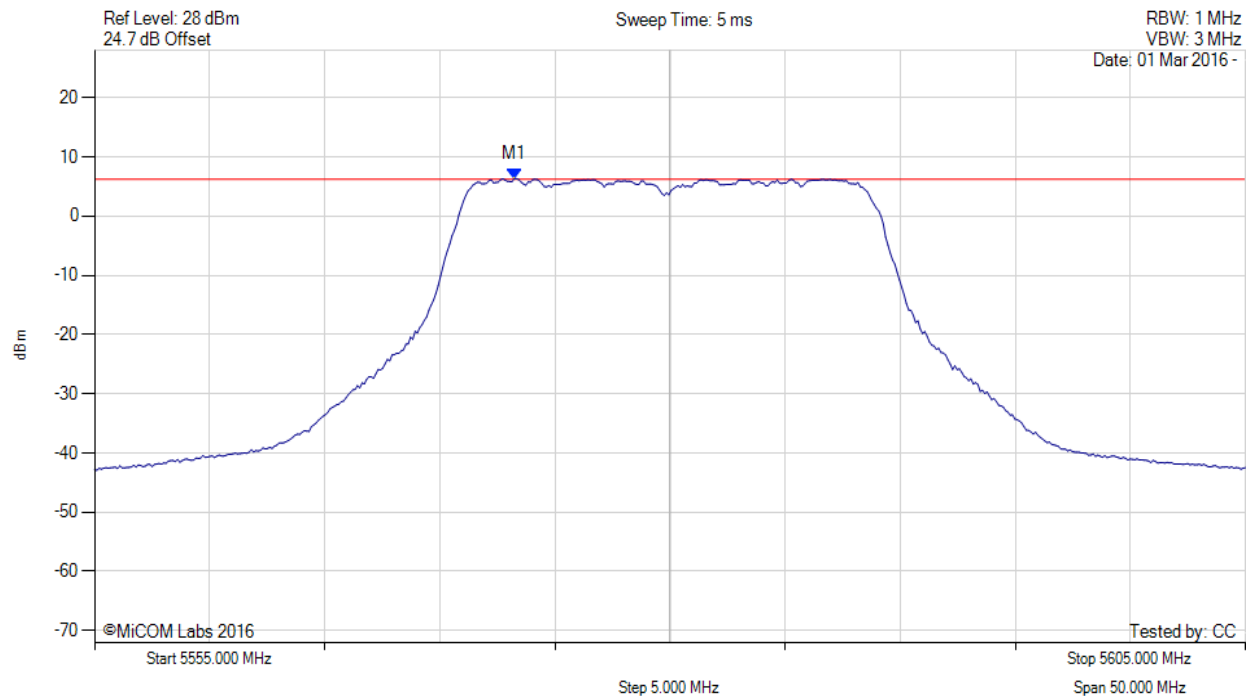


Title: Actiontec Electronics Inc. T3200M
To: FCC CFR 47 Part 15.407 & RSS-247
Serial #: ATEC14-U13_Conducted Rev A (DFS bands)
Issue Date: 1st April 2016
Page: 224 of 255



POWER SPECTRAL DENSITY

Variant: 802.11n HT-20, Channel: 5580.00 MHz, Chain b, Temp: 20, Voltage: 12 Vdc



Analyzer Setup	Marker:Frequency:Amplitude	Test Results
Detector = RMS Sweep Count = 100 RF Atten (dB) = 20 Trace Mode = VIEW	M1 : 5573.236 MHz : 6.336 dBm	Channel Frequency: 5580.00 MHz

[back to matrix](#)

This test report may be reproduced in full only. The document may only be updated by MiCOM Labs personnel. All changes will be noted in the Document History section of the report.

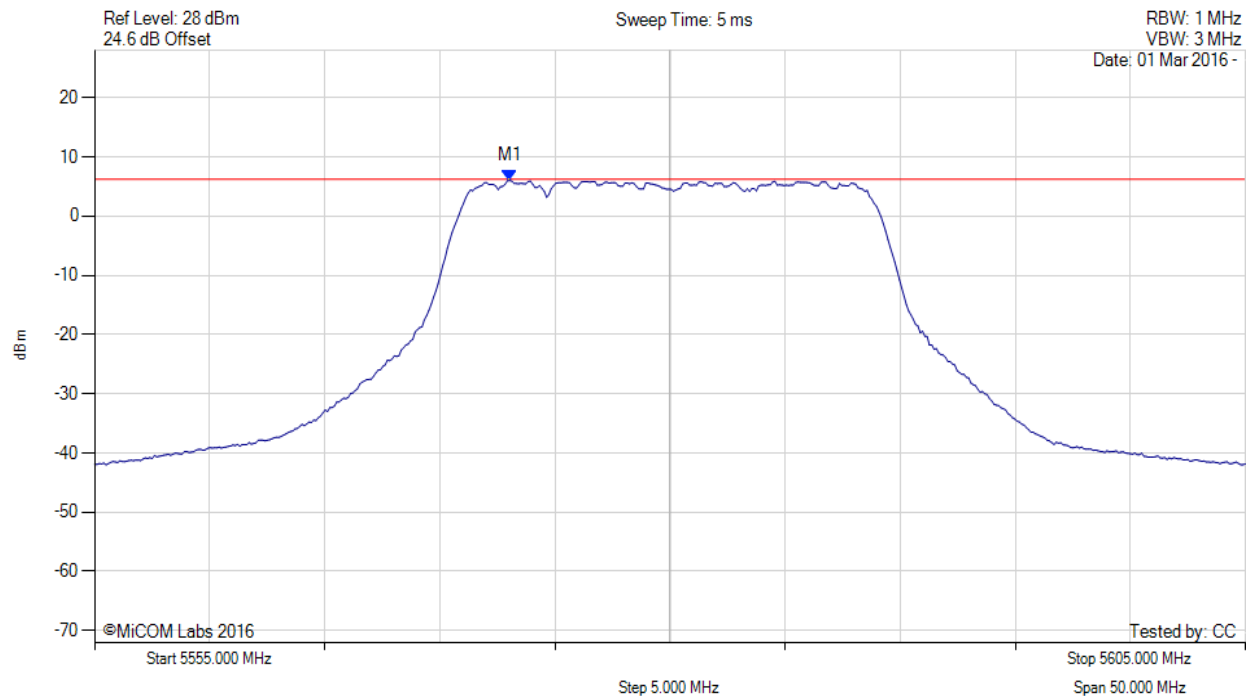


Title: Actiontec Electronics Inc. T3200M
To: FCC CFR 47 Part 15.407 & RSS-247
Serial #: ATEC14-U13_Conducted Rev A (DFS bands)
Issue Date: 1st April 2016
Page: 225 of 255



POWER SPECTRAL DENSITY

Variant: 802.11n HT-20, Channel: 5580.00 MHz, Chain c, Temp: 20, Voltage: 12 Vdc



Analyzer Setup	Marker:Frequency:Amplitude	Test Results
Detector = RMS Sweep Count = 100 RF Atten (dB) = 20 Trace Mode = VIEW	M1 : 5573.036 MHz : 6.032 dBm	Limit: ≤ 6.230 dBm

[back to matrix](#)

This test report may be reproduced in full only. The document may only be updated by MiCOM Labs personnel. All changes will be noted in the Document History section of the report.

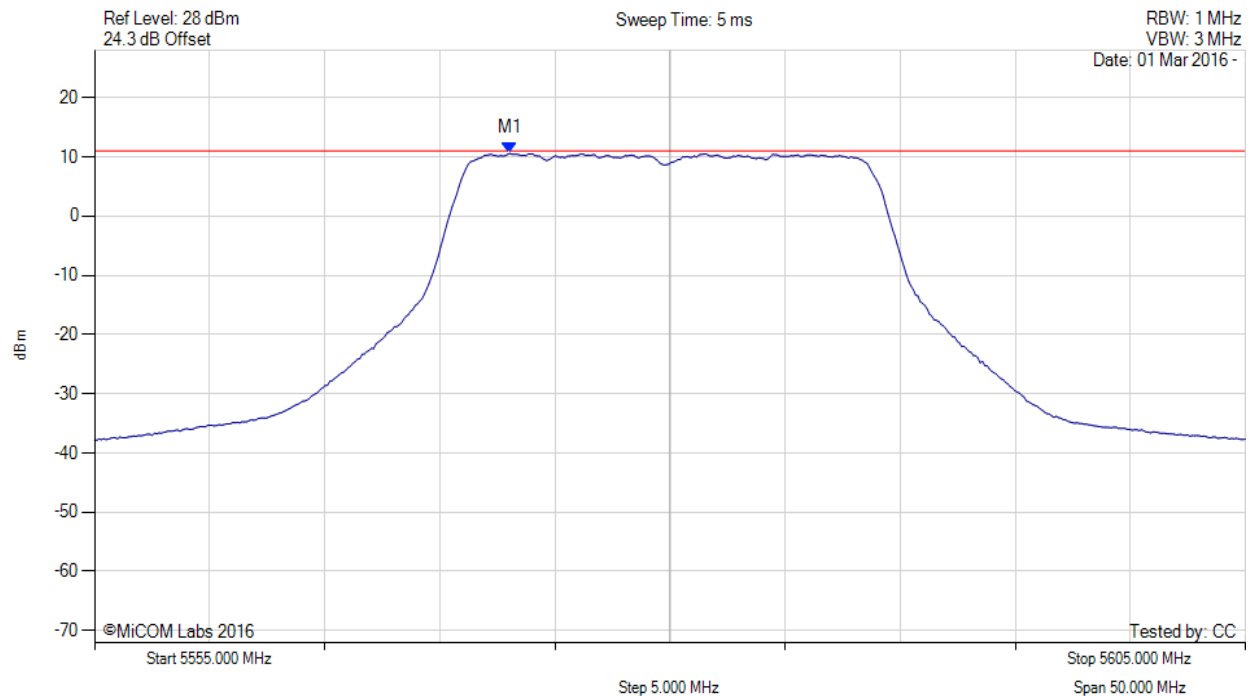


Title: Actiontec Electronics Inc. T3200M
To: FCC CFR 47 Part 15.407 & RSS-247
Serial #: ATEC14-U13_Conducted Rev A (DFS bands)
Issue Date: 1st April 2016
Page: 226 of 255



POWER SPECTRAL DENSITY

Variant: 802.11n HT-20, Channel: 5580.00 MHz, SUM, Temp: 20, Voltage: 12 Vdc



Analyzer Setup	Marker:Frequency:Amplitude	Test Results
Detector = RMS Sweep Count = 100 RF Atten (dB) = 20 Trace Mode = VIEW	M1 : 5573.000 MHz : 10.591 dBm M1 + DCCF : 5573.000 MHz : 10.679 dBm Duty Cycle Correction Factor : +0.09 dB	Limit: ≤ 11.0 dBm Margin: -0.3 dB

[back to matrix](#)

This test report may be reproduced in full only. The document may only be updated by MiCOM Labs personnel. All changes will be noted in the Document History section of the report.

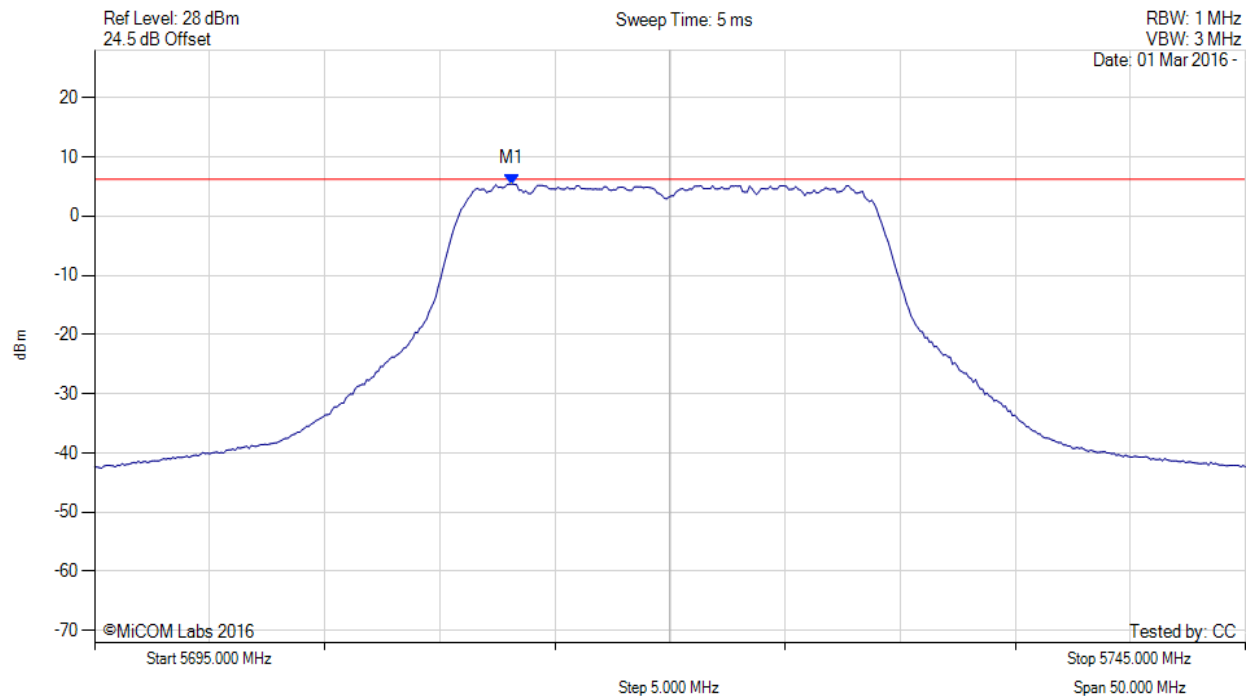


Title: Actiontec Electronics Inc. T3200M
To: FCC CFR 47 Part 15.407 & RSS-247
Serial #: ATEC14-U13_Conducted Rev A (DFS bands)
Issue Date: 1st April 2016
Page: 227 of 255



POWER SPECTRAL DENSITY

Variant: 802.11n HT-20, Channel: 5720.00 MHz, Chain a, Temp: 20, Voltage: 12 Vdc



Analyzer Setup	Marker:Frequency:Amplitude	Test Results
Detector = RMS Sweep Count = 100 RF Atten (dB) = 20 Trace Mode = VIEW	M1 : 5713.136 MHz : 5.427 dBm	Limit: ≤ 6.230 dBm

[back to matrix](#)

This test report may be reproduced in full only. The document may only be updated by MiCOM Labs personnel. All changes will be noted in the Document History section of the report.

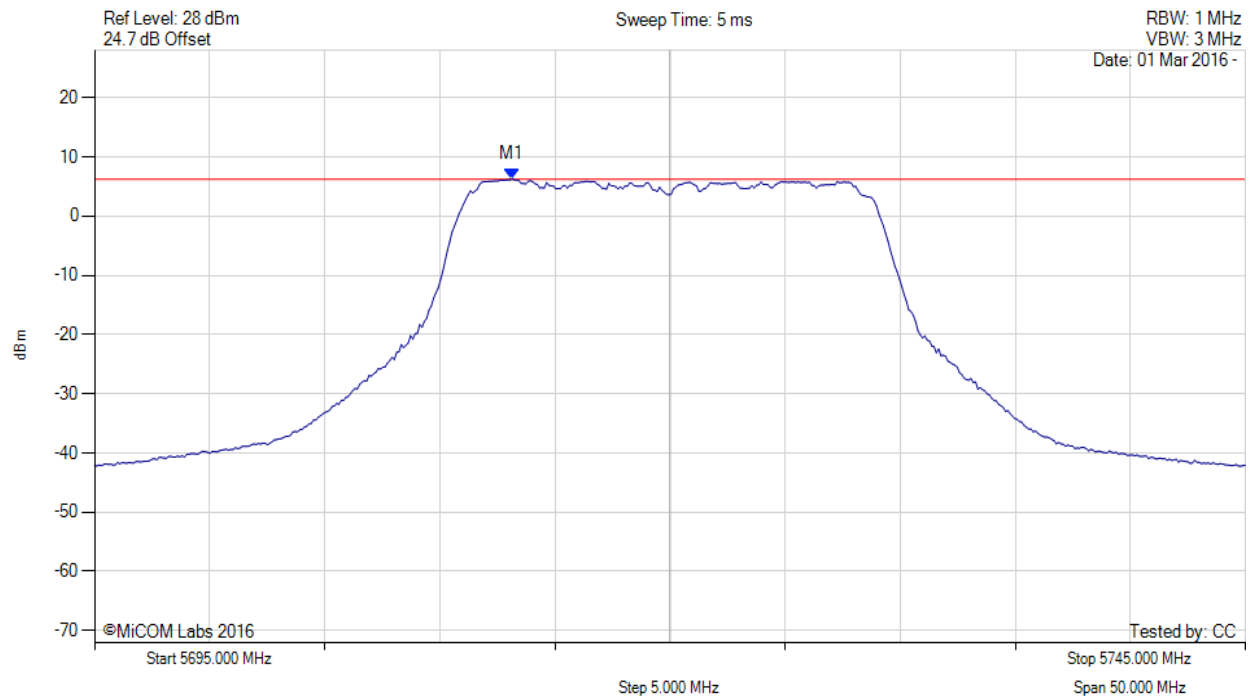


Title: Actiontec Electronics Inc. T3200M
To: FCC CFR 47 Part 15.407 & RSS-247
Serial #: ATEC14-U13_Conducted Rev A (DFS bands)
Issue Date: 1st April 2016
Page: 228 of 255



POWER SPECTRAL DENSITY

Variant: 802.11n HT-20, Channel: 5720.00 MHz, Chain b, Temp: 20, Voltage: 12 Vdc



Analyzer Setup	Marker:Frequency:Amplitude	Test Results
Detector = RMS Sweep Count = 100 RF Atten (dB) = 20 Trace Mode = VIEW	M1 : 5713.136 MHz : 6.263 dBm	Limit: ≤ 6.230 dBm

[back to matrix](#)

This test report may be reproduced in full only. The document may only be updated by MiCOM Labs personnel. All changes will be noted in the Document History section of the report.

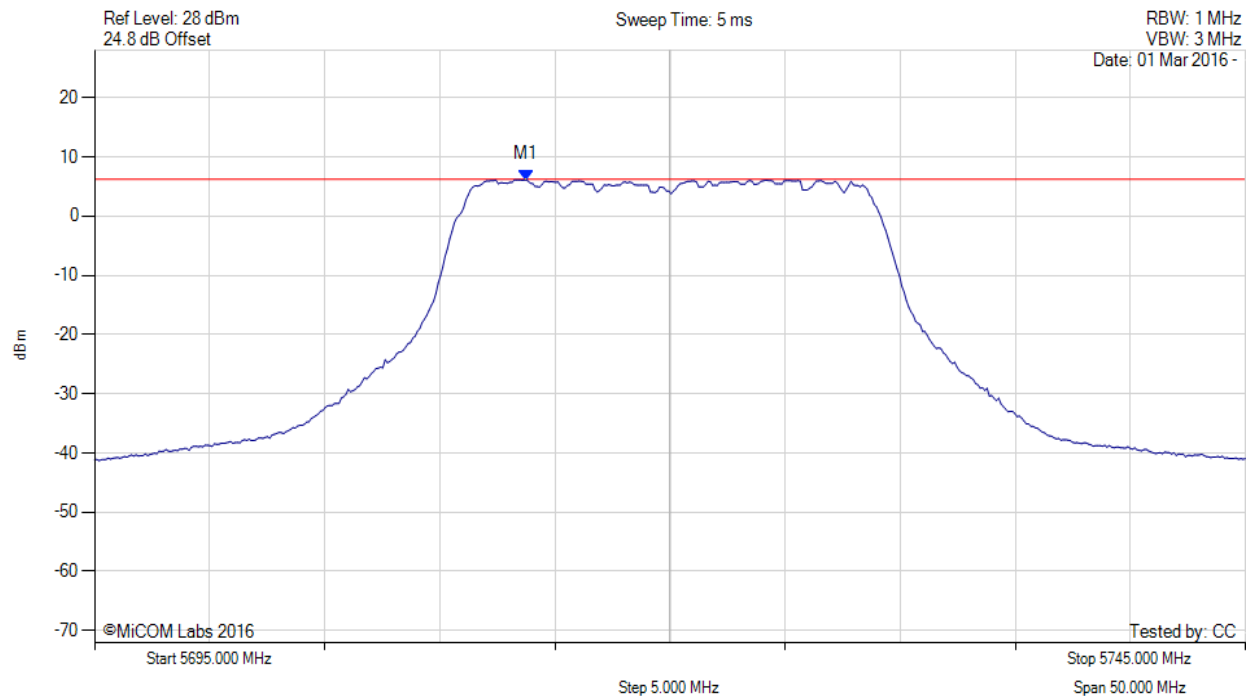


Title: Actiontec Electronics Inc. T3200M
To: FCC CFR 47 Part 15.407 & RSS-247
Serial #: ATEC14-U13_Conducted Rev A (DFS bands)
Issue Date: 1st April 2016
Page: 229 of 255



POWER SPECTRAL DENSITY

Variant: 802.11n HT-20, Channel: 5720.00 MHz, Chain c, Temp: 20, Voltage: 12 Vdc



Analyzer Setup	Marker:Frequency:Amplitude	Test Results
Detector = RMS Sweep Count = 100 RF Atten (dB) = 20 Trace Mode = VIEW	M1 : 5713.737 MHz : 6.133 dBm	Limit: ≤ 6.230 dBm

[back to matrix](#)

This test report may be reproduced in full only. The document may only be updated by MiCOM Labs personnel. All changes will be noted in the Document History section of the report.

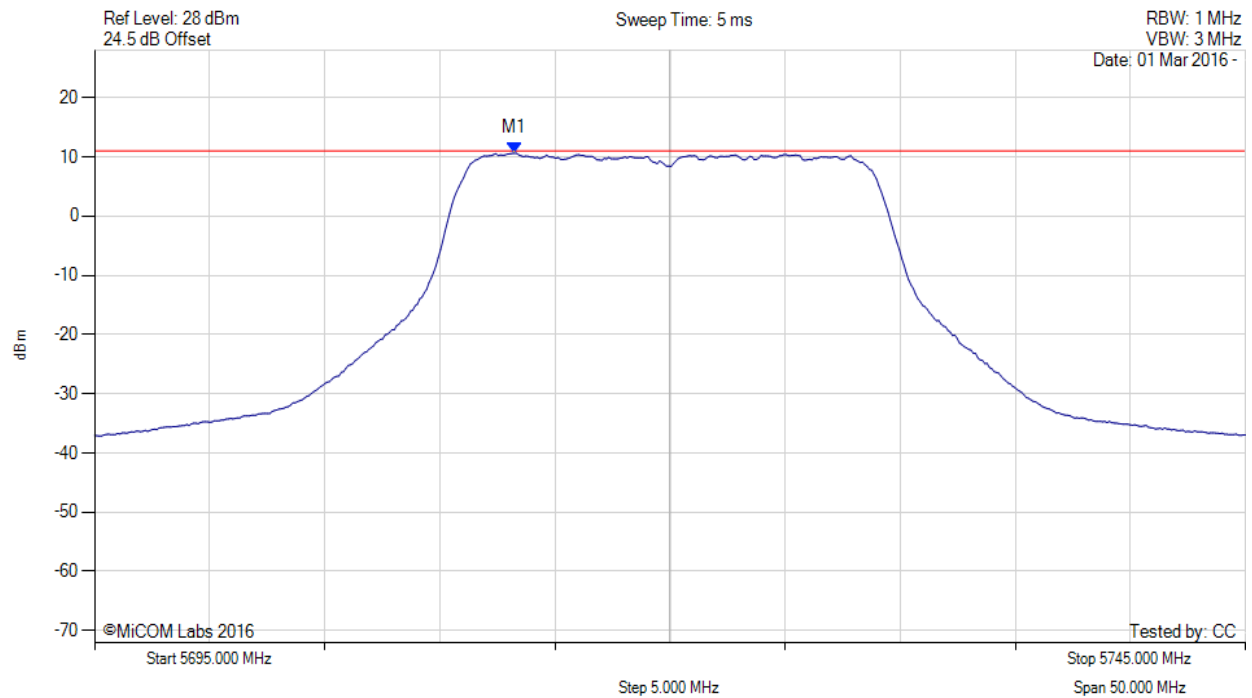


Title: Actiontec Electronics Inc. T3200M
To: FCC CFR 47 Part 15.407 & RSS-247
Serial #: ATEC14-U13_Conducted Rev A (DFS bands)
Issue Date: 1st April 2016
Page: 230 of 255



POWER SPECTRAL DENSITY

Variant: 802.11n HT-20, Channel: 5720.00 MHz, SUM, Temp: 20, Voltage: 12 Vdc



Analyzer Setup	Marker:Frequency:Amplitude	Test Results
Detector = RMS Sweep Count = 100 RF Atten (dB) = 20 Trace Mode = VIEW	M1 : 5713.200 MHz : 10.643 dBm M1 + DCCF : 5713.200 MHz : 10.731 dBm Duty Cycle Correction Factor : +0.09 dB	Limit: ≤ 11.0 dBm Margin: -0.2 dB

[back to matrix](#)

This test report may be reproduced in full only. The document may only be updated by MiCOM Labs personnel. All changes will be noted in the Document History section of the report.

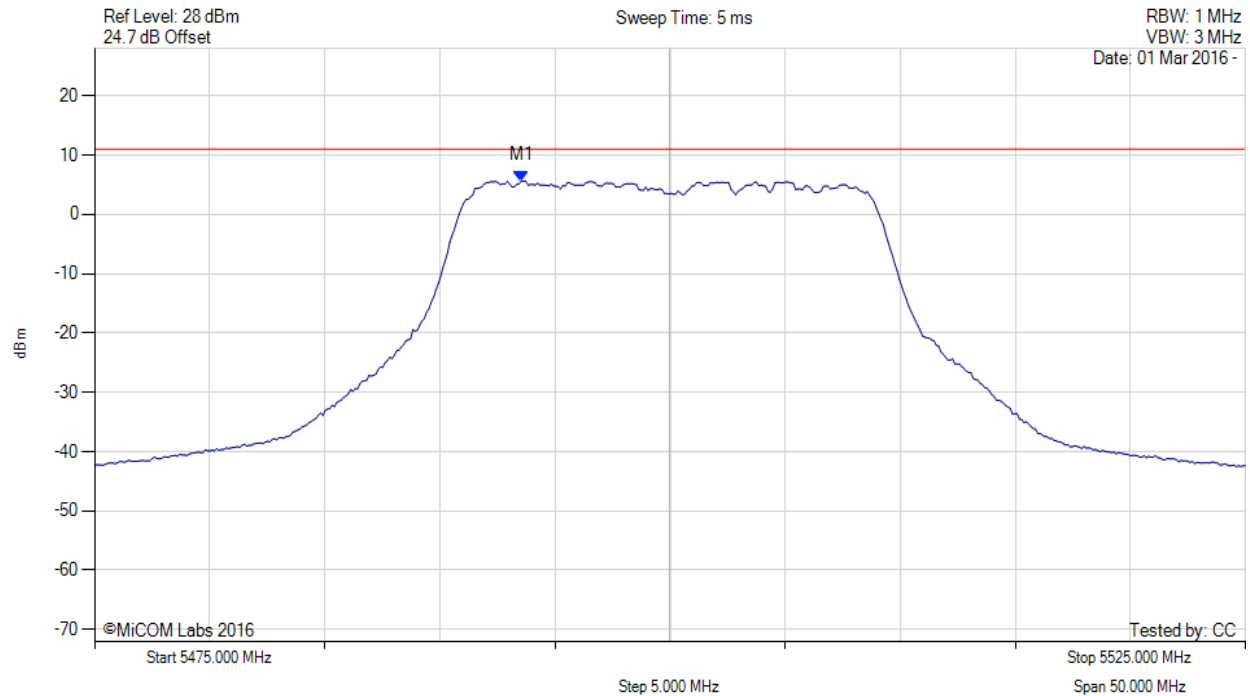


Title: Actiontec Electronics Inc. T3200M
To: FCC CFR 47 Part 15.407 & RSS-247
Serial #: ATEC14-U13_Conducted Rev A (DFS bands)
Issue Date: 1st April 2016
Page: 231 of 255



POWER SPECTRAL DENSITY

Variant: 802.11n HT-20, Channel: 5500.00 MHz, Chain d, Temp: 20, Voltage: 12 Vdc



Analyzer Setup	Marker:Frequency:Amplitude	Test Results
Detector = RMS Sweep Count = 100 RF Atten (dB) = 20 Trace Mode = VIEW	M1 : 5493.537 MHz : 5.648 dBm	Limit: ≤ 11.000 dBm

[back to matrix](#)

This test report may be reproduced in full only. The document may only be updated by MiCOM Labs personnel. All changes will be noted in the Document History section of the report.

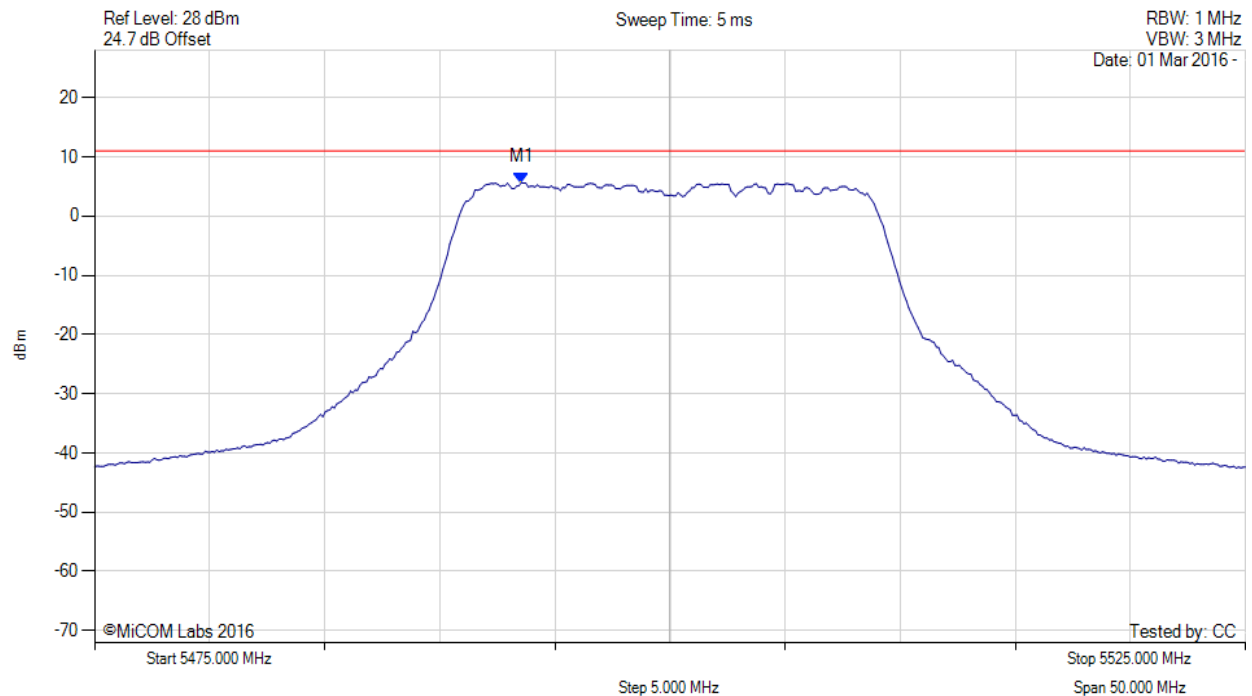


Title: Actiontec Electronics Inc. T3200M
To: FCC CFR 47 Part 15.407 & RSS-247
Serial #: ATEC14-U13_Conducted Rev A (DFS bands)
Issue Date: 1st April 2016
Page: 232 of 255



POWER SPECTRAL DENSITY

Variant: 802.11n HT-20, Channel: 5500.00 MHz, SUM, Temp: 20, Voltage: 12 Vdc



Analyzer Setup	Marker:Frequency:Amplitude	Test Results
Detector = RMS Sweep Count = 100 RF Atten (dB) = 20 Trace Mode = VIEW	M1 : 5493.500 MHz : 5.648 dBm M1 + DCCF : 5493.500 MHz : 5.736 dBm Duty Cycle Correction Factor : +0.09 dB	Limit: ≤ 11.0 dBm Margin: -5.3 dB

[back to matrix](#)

This test report may be reproduced in full only. The document may only be updated by MiCOM Labs personnel. All changes will be noted in the Document History section of the report.

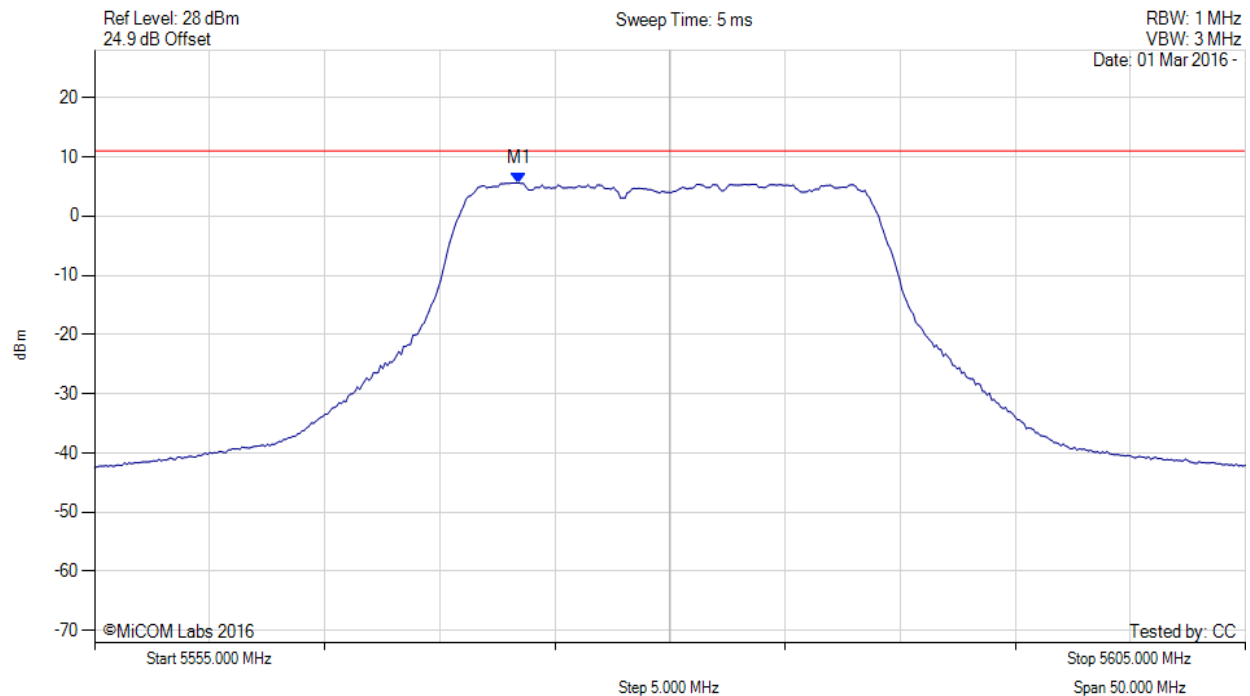


Title: Actiontec Electronics Inc. T3200M
To: FCC CFR 47 Part 15.407 & RSS-247
Serial #: ATEC14-U13_Conducted Rev A (DFS bands)
Issue Date: 1st April 2016
Page: 233 of 255



POWER SPECTRAL DENSITY

Variant: 802.11n HT-20, Channel: 5580.00 MHz, Chain d, Temp: 20, Voltage: 12 Vdc



Analyzer Setup	Marker:Frequency:Amplitude	Test Results
Detector = RMS Sweep Count = 100 RF Atten (dB) = 20 Trace Mode = VIEW	M1 : 5573.437 MHz : 5.583 dBm	Limit: ≤ 11.000 dBm

[back to matrix](#)

This test report may be reproduced in full only. The document may only be updated by MiCOM Labs personnel. All changes will be noted in the Document History section of the report.

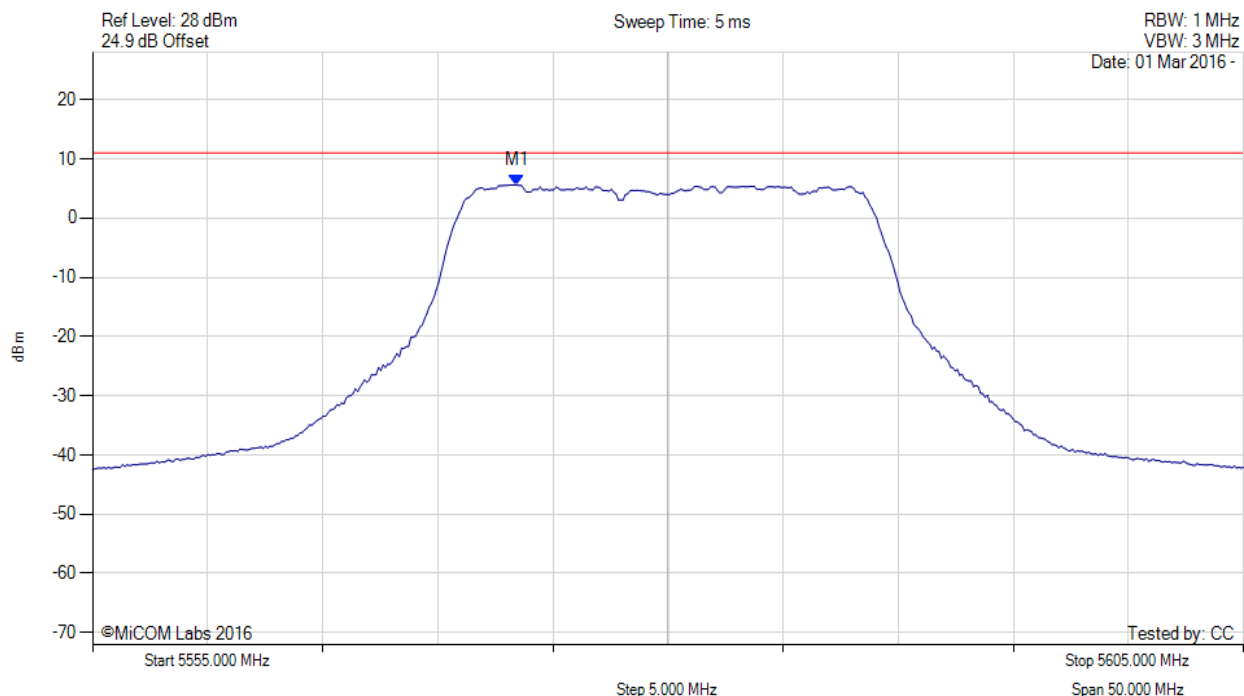


Title: Actiontec Electronics Inc. T3200M
To: FCC CFR 47 Part 15.407 & RSS-247
Serial #: ATEC14-U13_Conducted Rev A (DFS bands)
Issue Date: 1st April 2016
Page: 234 of 255



POWER SPECTRAL DENSITY

Variant: 802.11n HT-20, Channel: 5580.00 MHz, SUM, Temp: 20, Voltage: 12 Vdc



Analyzer Setup	Marker:Frequency:Amplitude	Test Results
Detector = RMS Sweep Count = 100 RF Atten (dB) = 20 Trace Mode = VIEW	M1 : 5573.400 MHz : 5.583 dBm M1 + DCCF : 5573.400 MHz : 5.671 dBm Duty Cycle Correction Factor : +0.09 dB	Limit: ≤ 11.0 dBm Margin: -5.3 dB

[back to matrix](#)

This test report may be reproduced in full only. The document may only be updated by MiCOM Labs personnel. All changes will be noted in the Document History section of the report.

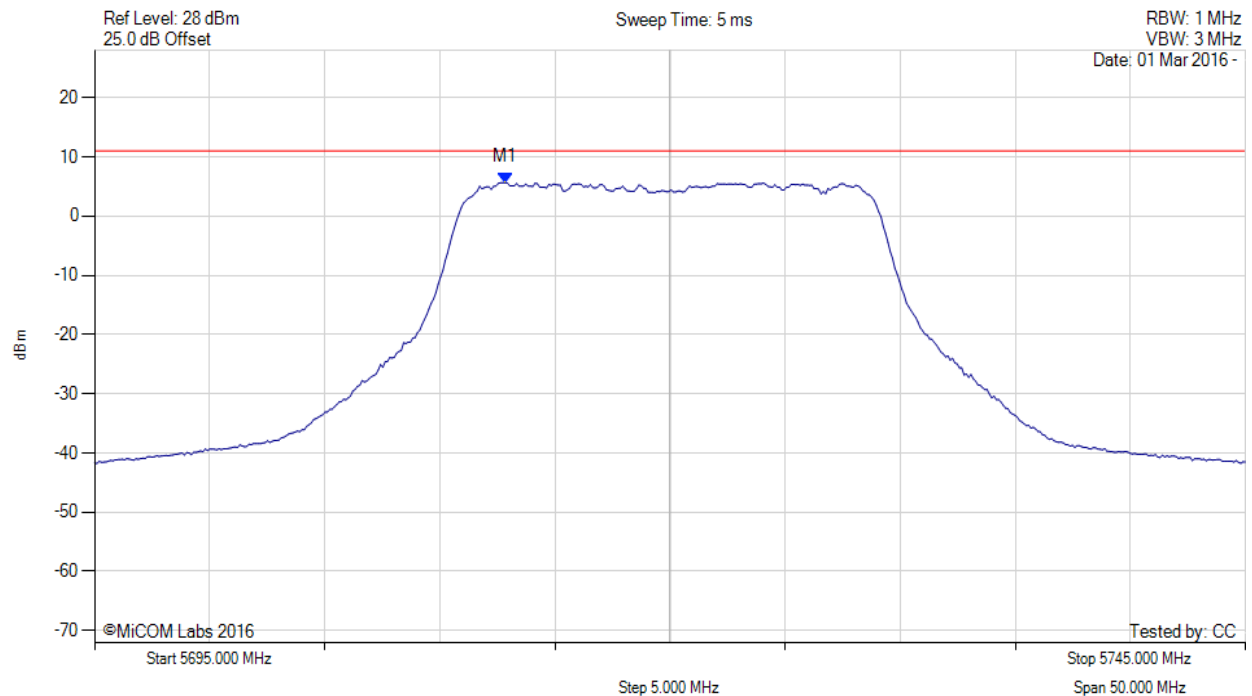


Title: Actiontec Electronics Inc. T3200M
To: FCC CFR 47 Part 15.407 & RSS-247
Serial #: ATEC14-U13_Conducted Rev A (DFS bands)
Issue Date: 1st April 2016
Page: 235 of 255



POWER SPECTRAL DENSITY

Variant: 802.11n HT-20, Channel: 5720.00 MHz, Chain d, Temp: 20, Voltage: 12 Vdc



Analyzer Setup	Marker:Frequency:Amplitude	Test Results
Detector = RMS Sweep Count = 100 RF Atten (dB) = 20 Trace Mode = VIEW	M1 : 5712.836 MHz : 5.655 dBm	Limit: ≤ 11.000 dBm

[back to matrix](#)

This test report may be reproduced in full only. The document may only be updated by MiCOM Labs personnel. All changes will be noted in the Document History section of the report.

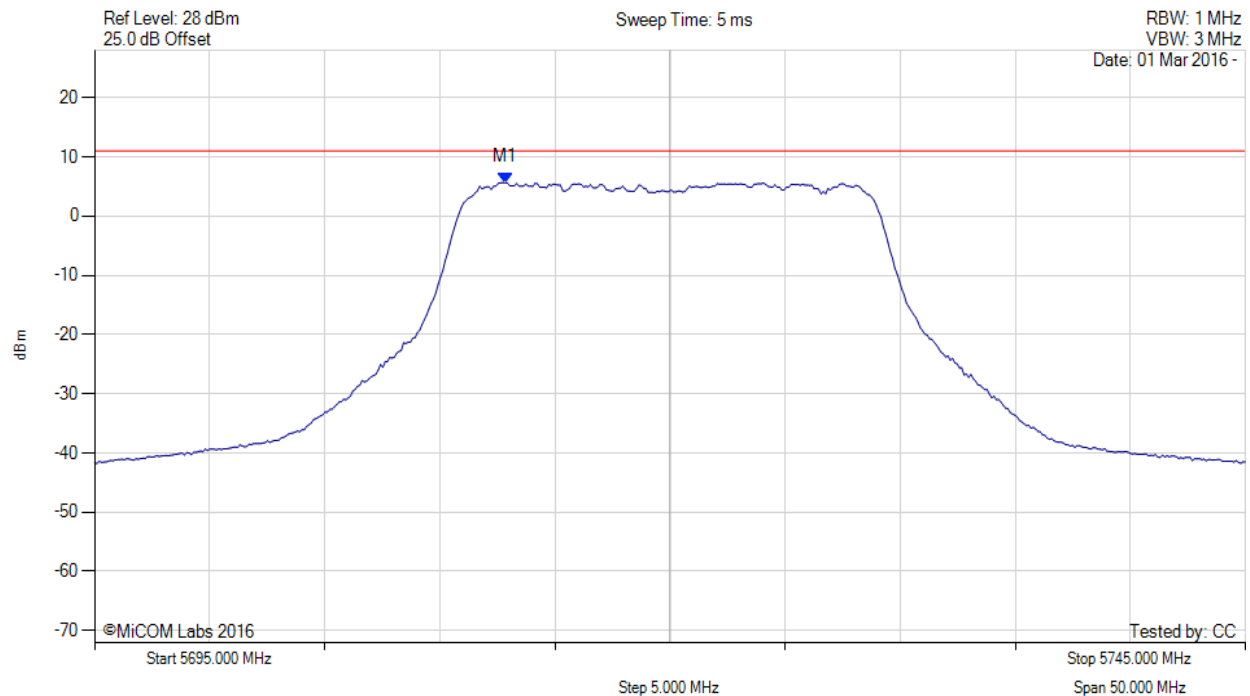


Title: Actiontec Electronics Inc. T3200M
To: FCC CFR 47 Part 15.407 & RSS-247
Serial #: ATEC14-U13_Conducted Rev A (DFS bands)
Issue Date: 1st April 2016
Page: 236 of 255



POWER SPECTRAL DENSITY

Variant: 802.11n HT-20, Channel: 5720.00 MHz, SUM, Temp: 20, Voltage: 12 Vdc



Analyzer Setup	Marker:Frequency:Amplitude	Test Results
Detector = RMS Sweep Count = 100 RF Atten (dB) = 20 Trace Mode = VIEW	M1 : 5712.800 MHz : 5.655 dBm M1 + DCCF : 5712.800 MHz : 5.743 dBm Duty Cycle Correction Factor : +0.09 dB	Limit: ≤ 11.0 dBm Margin: -5.3 dB

[back to matrix](#)

This test report may be reproduced in full only. The document may only be updated by MiCOM Labs personnel. All changes will be noted in the Document History section of the report.

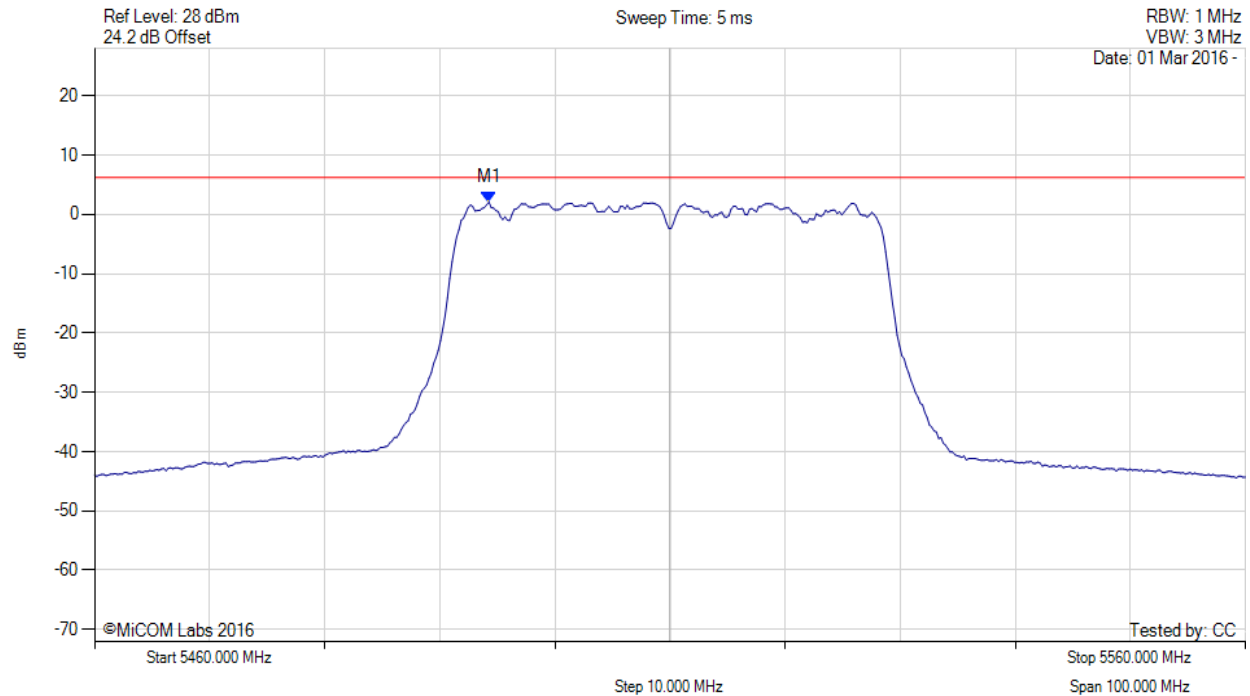


Title: Actiontec Electronics Inc. T3200M
To: FCC CFR 47 Part 15.407 & RSS-247
Serial #: ATEC14-U13_Conducted Rev A (DFS bands)
Issue Date: 1st April 2016
Page: 237 of 255



POWER SPECTRAL DENSITY

Variant: 802.11n HT-40, Channel: 5510.00 MHz, Chain a, Temp: 20, Voltage: 12 Vdc



Analyzer Setup	Marker:Frequency:Amplitude	Test Results
Detector = RMS Sweep Count = 100 RF Atten (dB) = 20 Trace Mode = VIEW	M1 : 5494.269 MHz : 2.099 dBm	Limit: ≤ 6.230 dBm

[back to matrix](#)

This test report may be reproduced in full only. The document may only be updated by MiCOM Labs personnel. All changes will be noted in the Document History section of the report.

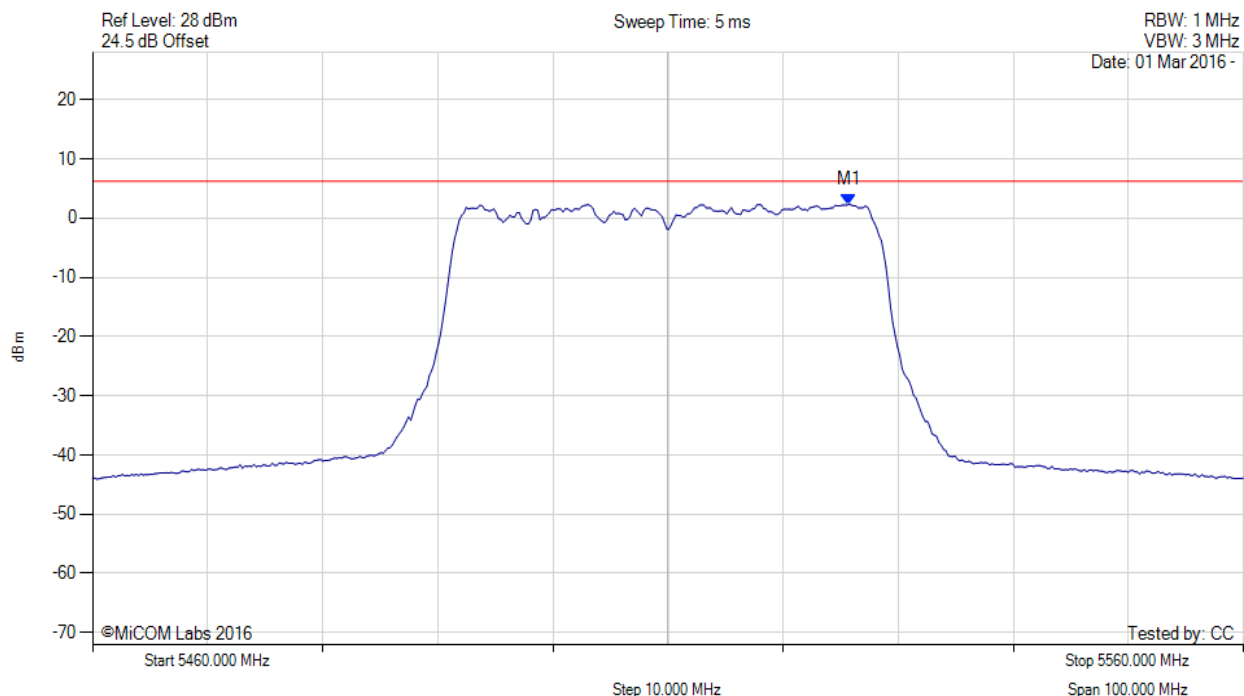


Title: Actiontec Electronics Inc. T3200M
To: FCC CFR 47 Part 15.407 & RSS-247
Serial #: ATEC14-U13_Conducted Rev A (DFS bands)
Issue Date: 1st April 2016
Page: 238 of 255



POWER SPECTRAL DENSITY

Variant: 802.11n HT-40, Channel: 5510.00 MHz, Chain b, Temp: 20, Voltage: 12 Vdc



Analyzer Setup	Marker:Frequency:Amplitude	Test Results
Detector = RMS Sweep Count = 100 RF Atten (dB) = 20 Trace Mode = VIEW	M1 : 5525.731 MHz : 2.316 dBm	Limit: ≤ 6.230 dBm

[back to matrix](#)

This test report may be reproduced in full only. The document may only be updated by MiCOM Labs personnel. All changes will be noted in the Document History section of the report.

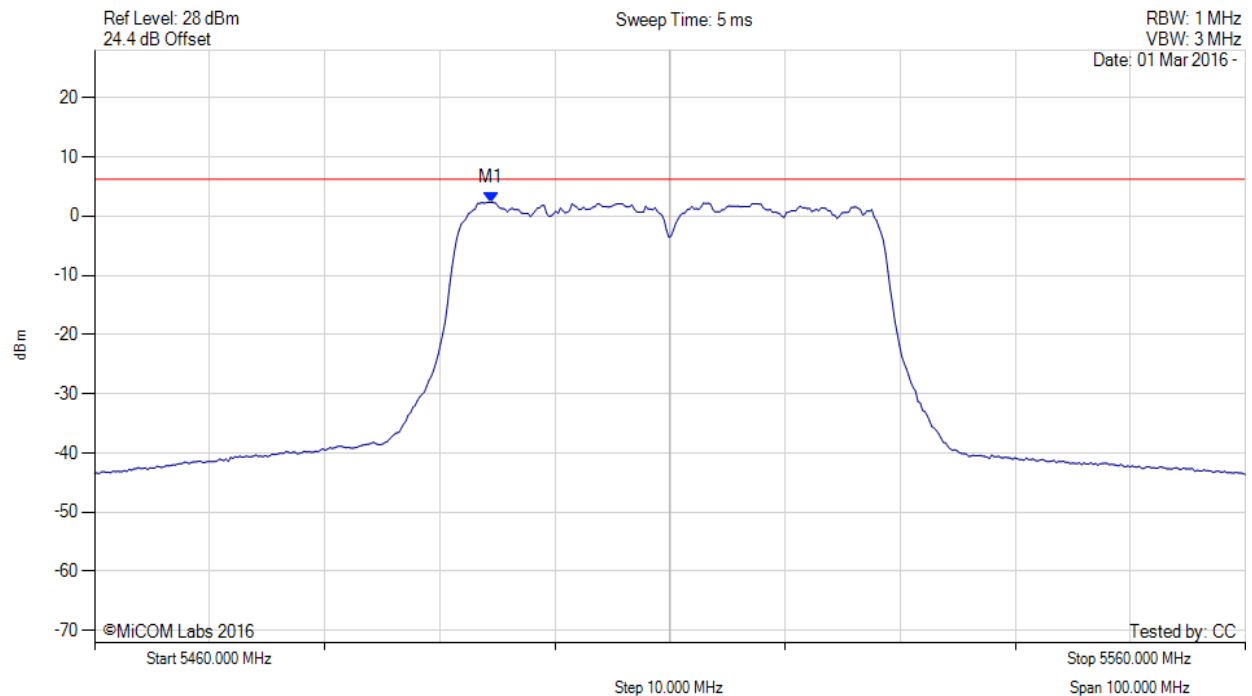


Title: Actiontec Electronics Inc. T3200M
To: FCC CFR 47 Part 15.407 & RSS-247
Serial #: ATEC14-U13_Conducted Rev A (DFS bands)
Issue Date: 1st April 2016
Page: 239 of 255



POWER SPECTRAL DENSITY

Variant: 802.11n HT-40, Channel: 5510.00 MHz, Chain c, Temp: 20, Voltage: 12 Vdc



Analyzer Setup	Marker:Frequency:Amplitude	Test Results
Detector = RMS Sweep Count = 100 RF Atten (dB) = 20 Trace Mode = VIEW	M1 : 5494.469 MHz : 2.322 dBm	Limit: ≤ 6.230 dBm

[back to matrix](#)

This test report may be reproduced in full only. The document may only be updated by MiCOM Labs personnel. All changes will be noted in the Document History section of the report.

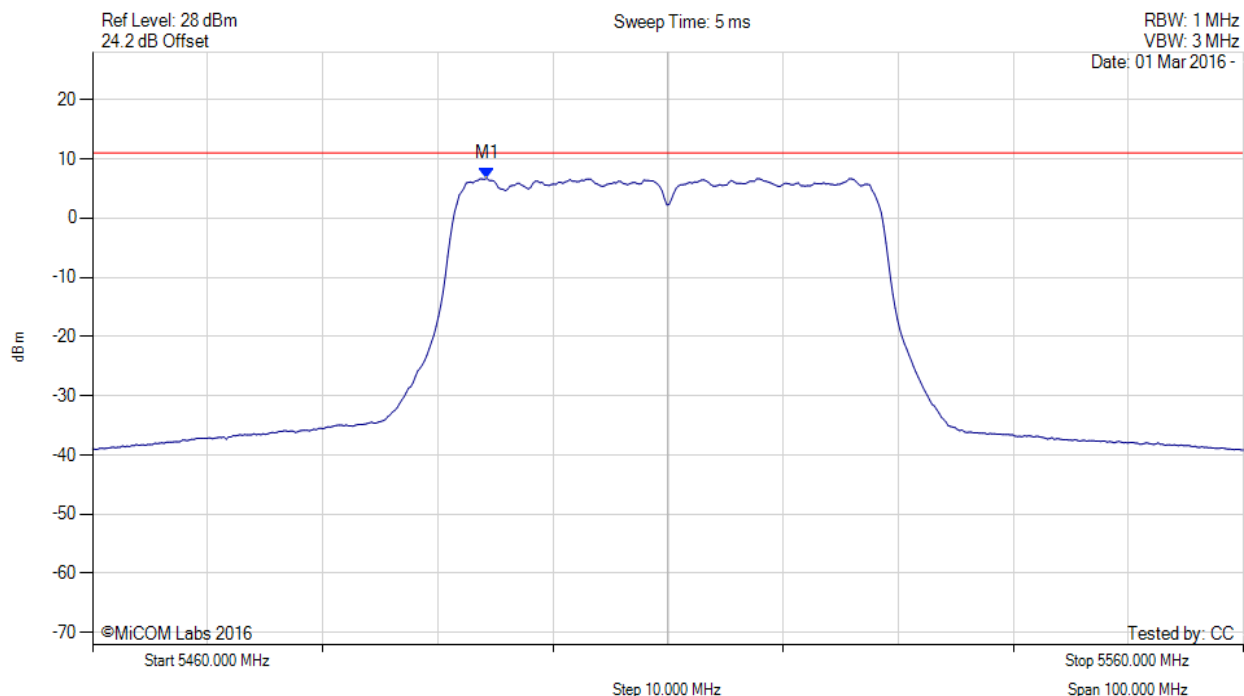


Title: Actiontec Electronics Inc. T3200M
To: FCC CFR 47 Part 15.407 & RSS-247
Serial #: ATEC14-U13_Conducted Rev A (DFS bands)
Issue Date: 1st April 2016
Page: 240 of 255



POWER SPECTRAL DENSITY

Variant: 802.11n HT-40, Channel: 5510.00 MHz, SUM, Temp: 20, Voltage: 12 Vdc



Analyzer Setup	Marker:Frequency:Amplitude	Test Results
Detector = RMS Sweep Count = 100 RF Atten (dB) = 20 Trace Mode = VIEW	M1 : 5494.300 MHz : 6.709 dBm M1 + DCCF : 5494.300 MHz : 6.886 dBm Duty Cycle Correction Factor : +0.18 dB	Limit: ≤ 11.0 dBm Margin: -4.1 dB

[back to matrix](#)

This test report may be reproduced in full only. The document may only be updated by MiCOM Labs personnel. All changes will be noted in the Document History section of the report.

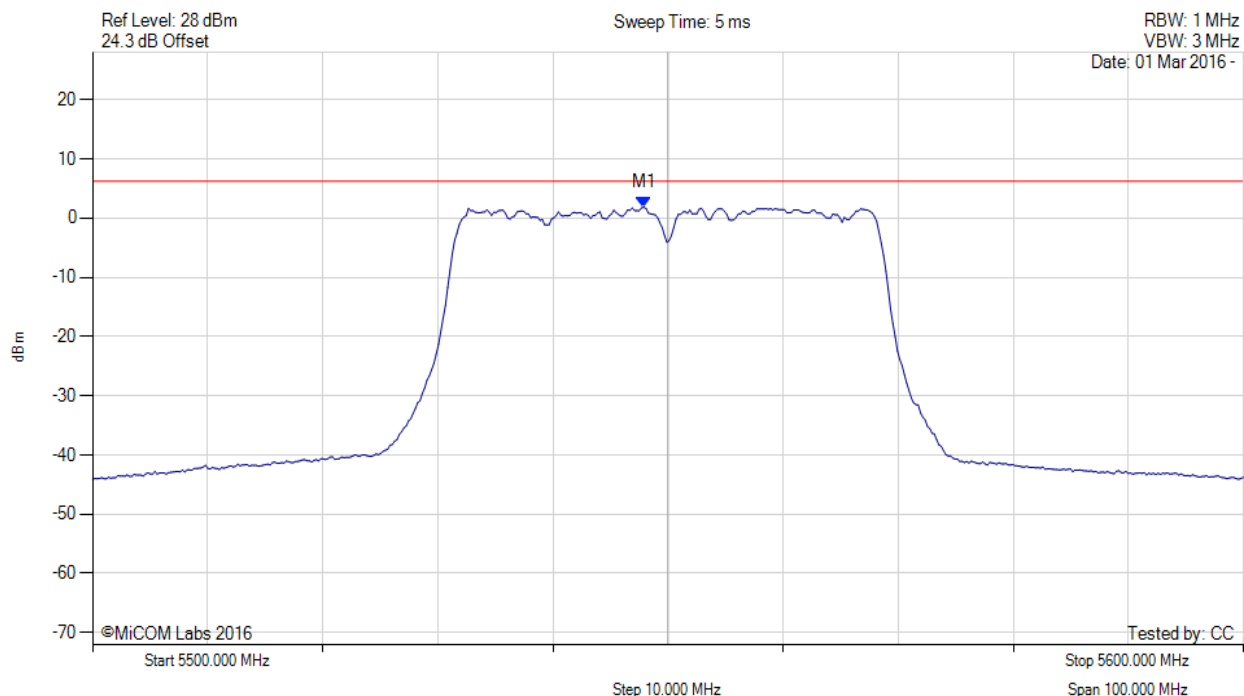


Title: Actiontec Electronics Inc. T3200M
To: FCC CFR 47 Part 15.407 & RSS-247
Serial #: ATEC14-U13_Conducted Rev A (DFS bands)
Issue Date: 1st April 2016
Page: 241 of 255



POWER SPECTRAL DENSITY

Variant: 802.11n HT-40, Channel: 5550.00 MHz, Chain a, Temp: 20, Voltage: 12 Vdc



Analyzer Setup	Marker:Frequency:Amplitude	Test Results
Detector = RMS Sweep Count = 100 RF Atten (dB) = 20 Trace Mode = VIEW	M1 : 5547.896 MHz : 1.826 dBm	Limit: ≤ 6.230 dBm

[back to matrix](#)

This test report may be reproduced in full only. The document may only be updated by MiCOM Labs personnel. All changes will be noted in the Document History section of the report.

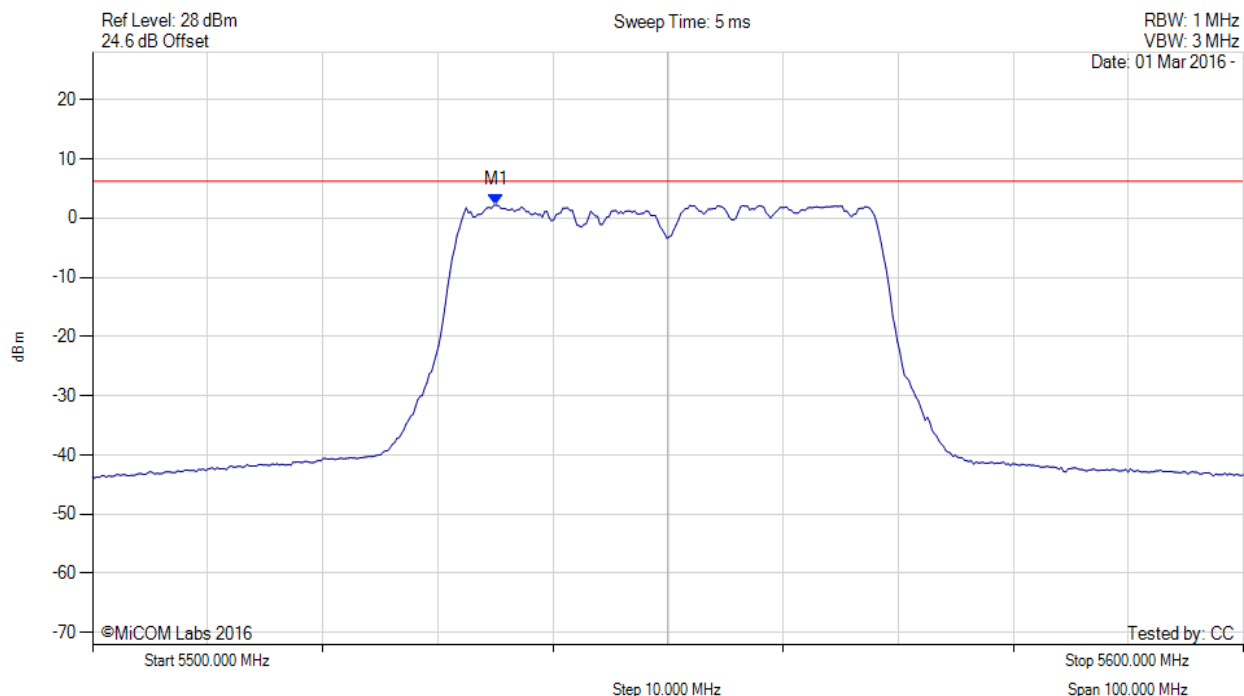


Title: Actiontec Electronics Inc. T3200M
To: FCC CFR 47 Part 15.407 & RSS-247
Serial #: ATEC14-U13_Conducted Rev A (DFS bands)
Issue Date: 1st April 2016
Page: 242 of 255



POWER SPECTRAL DENSITY

Variant: 802.11n HT-40, Channel: 5550.00 MHz, Chain b, Temp: 20, Voltage: 12 Vdc



Analyzer Setup	Marker:Frequency:Amplitude	Test Results
Detector = RMS Sweep Count = 100 RF Atten (dB) = 20 Trace Mode = VIEW	M1 : 5535.070 MHz : 2.201 dBm	Channel Frequency: 5550.00 MHz

[back to matrix](#)

This test report may be reproduced in full only. The document may only be updated by MiCOM Labs personnel. All changes will be noted in the Document History section of the report.

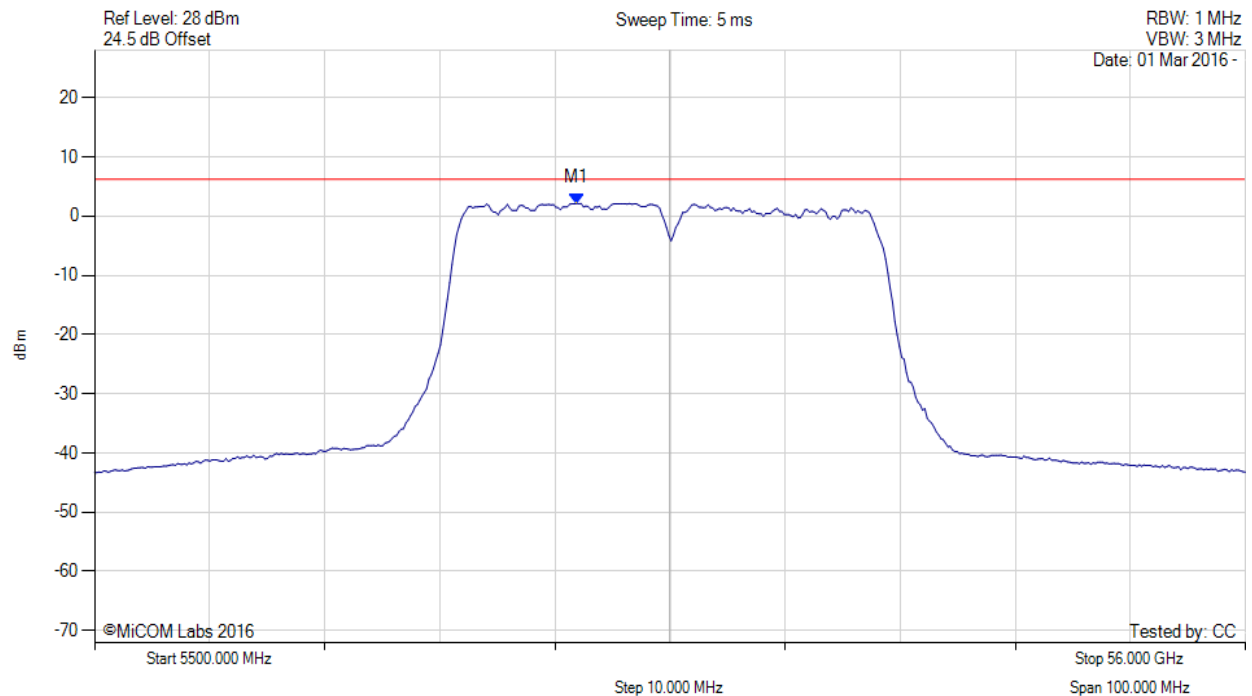


Title: Actiontec Electronics Inc. T3200M
To: FCC CFR 47 Part 15.407 & RSS-247
Serial #: ATEC14-U13_Conducted Rev A (DFS bands)
Issue Date: 1st April 2016
Page: 243 of 255



POWER SPECTRAL DENSITY

Variant: 802.11n HT-40, Channel: 5550.00 MHz, Chain c, Temp: 20, Voltage: 12 Vdc



Analyzer Setup	Marker:Frequency:Amplitude	Test Results
Detector = RMS Sweep Count = 100 RF Atten (dB) = 20 Trace Mode = VIEW	M1 : 5541.884 MHz : 2.160 dBm	Limit: ≤ 6.230 dBm

[back to matrix](#)

This test report may be reproduced in full only. The document may only be updated by MiCOM Labs personnel. All changes will be noted in the Document History section of the report.

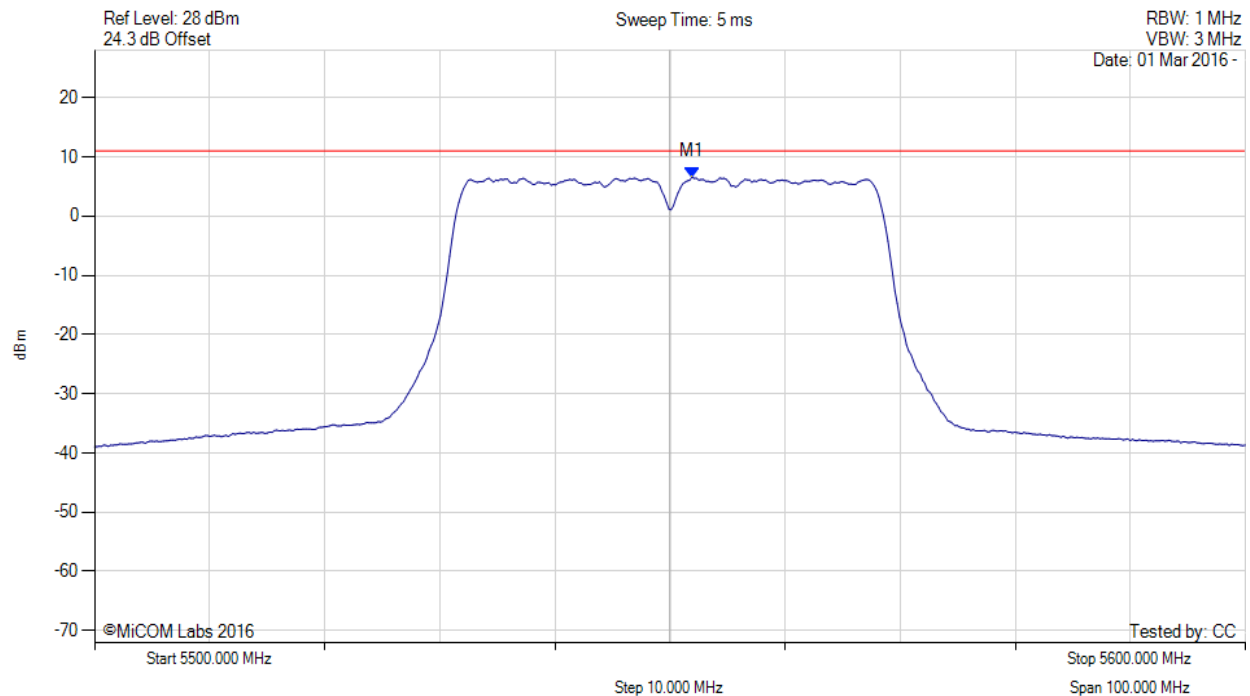


Title: Actiontec Electronics Inc. T3200M
To: FCC CFR 47 Part 15.407 & RSS-247
Serial #: ATEC14-U13_Conducted Rev A (DFS bands)
Issue Date: 1st April 2016
Page: 244 of 255



POWER SPECTRAL DENSITY

Variant: 802.11n HT-40, Channel: 5550.00 MHz, SUM, Temp: 20, Voltage: 12 Vdc



Analyzer Setup	Marker:Frequency:Amplitude	Test Results
Detector = RMS Sweep Count = 100 RF Atten (dB) = 20 Trace Mode = VIEW	M1 : 5551.900 MHz : 6.582 dBm M1 + DCCF : 5551.900 MHz : 6.759 dBm Duty Cycle Correction Factor : +0.18 dB	Limit: ≤ 11.0 dBm Margin: -4.2 dB

[back to matrix](#)

This test report may be reproduced in full only. The document may only be updated by MiCOM Labs personnel. All changes will be noted in the Document History section of the report.

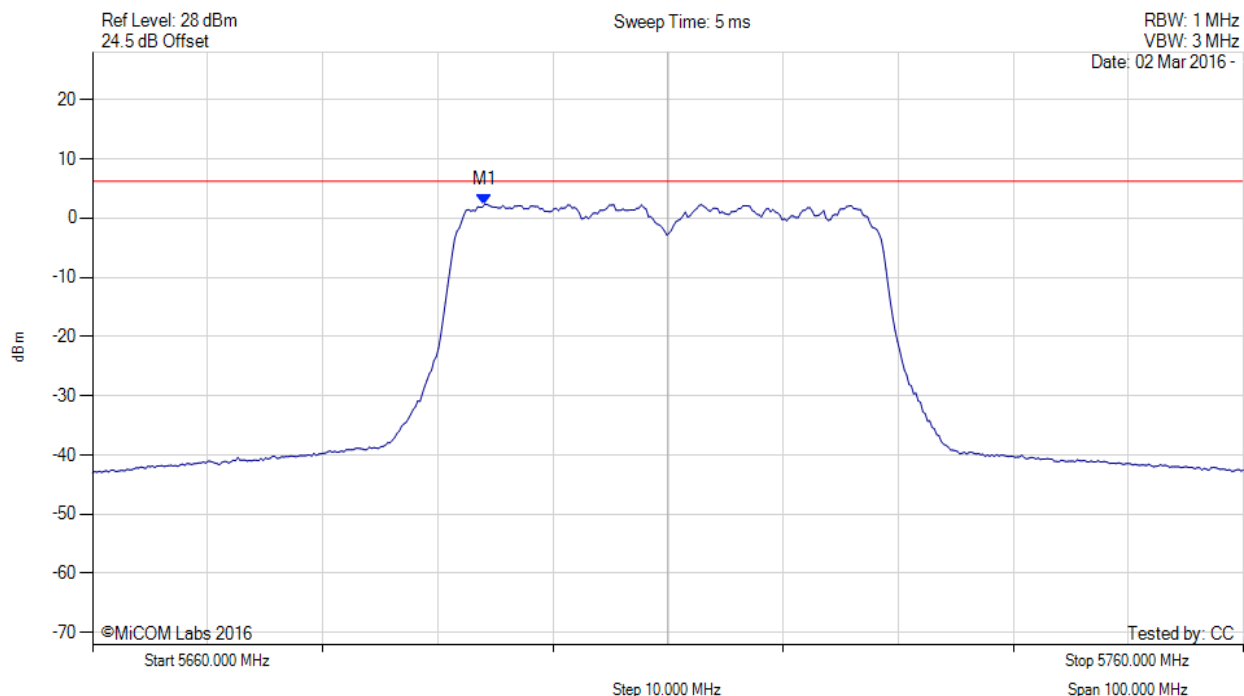


Title: Actiontec Electronics Inc. T3200M
To: FCC CFR 47 Part 15.407 & RSS-247
Serial #: ATEC14-U13_Conducted Rev A (DFS bands)
Issue Date: 1st April 2016
Page: 245 of 255



POWER SPECTRAL DENSITY

Variant: 802.11n HT-40, Channel: 5710.00 MHz, Chain a, Temp: 20, Voltage: 12 Vdc



Analyzer Setup	Marker:Frequency:Amplitude	Test Results
Detector = RMS Sweep Count = 100 RF Atten (dB) = 20 Trace Mode = VIEW	M1 : 5694.068 MHz : 2.342 dBm	Limit: ≤ 6.230 dBm

[back to matrix](#)

This test report may be reproduced in full only. The document may only be updated by MiCOM Labs personnel. All changes will be noted in the Document History section of the report.

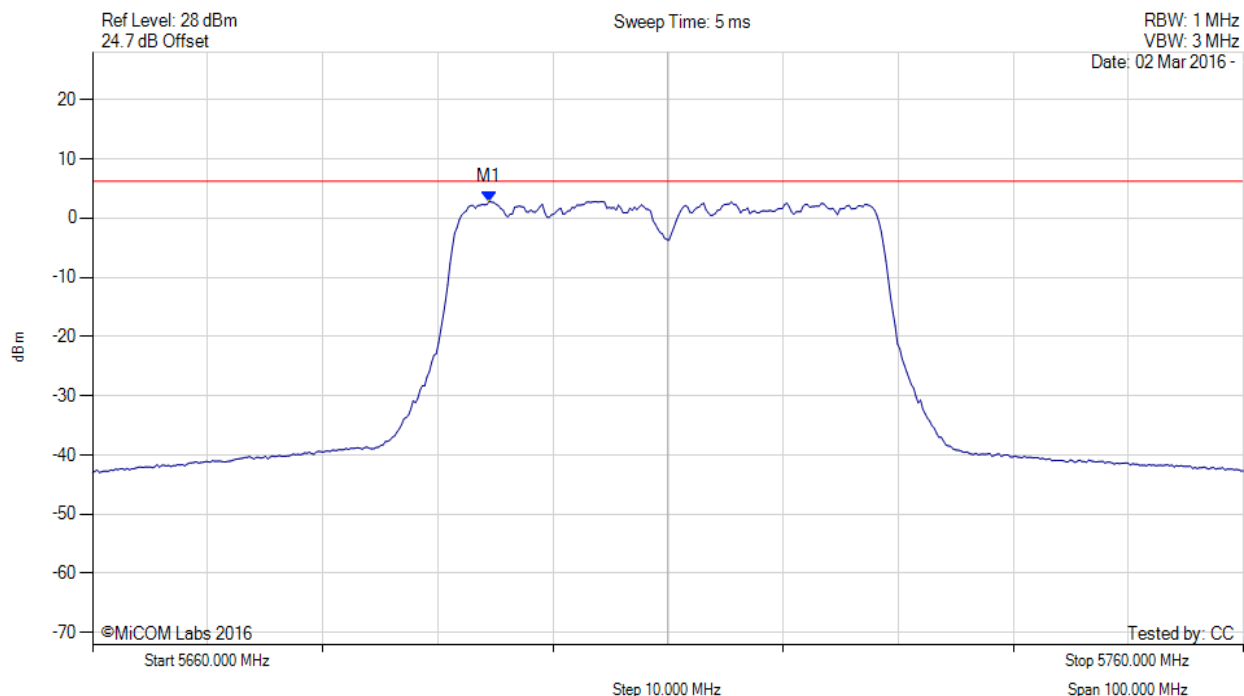


Title: Actiontec Electronics Inc. T3200M
To: FCC CFR 47 Part 15.407 & RSS-247
Serial #: ATEC14-U13_Conducted Rev A (DFS bands)
Issue Date: 1st April 2016
Page: 246 of 255



POWER SPECTRAL DENSITY

Variant: 802.11n HT-40, Channel: 5710.00 MHz, Chain b, Temp: 20, Voltage: 12 Vdc



Analyzer Setup	Marker:Frequency:Amplitude	Test Results
Detector = RMS Sweep Count = 100 RF Atten (dB) = 20 Trace Mode = VIEW	M1 : 5694.469 MHz : 2.827 dBm	Limit: ≤ 6.230 dBm

[back to matrix](#)

This test report may be reproduced in full only. The document may only be updated by MiCOM Labs personnel. All changes will be noted in the Document History section of the report.

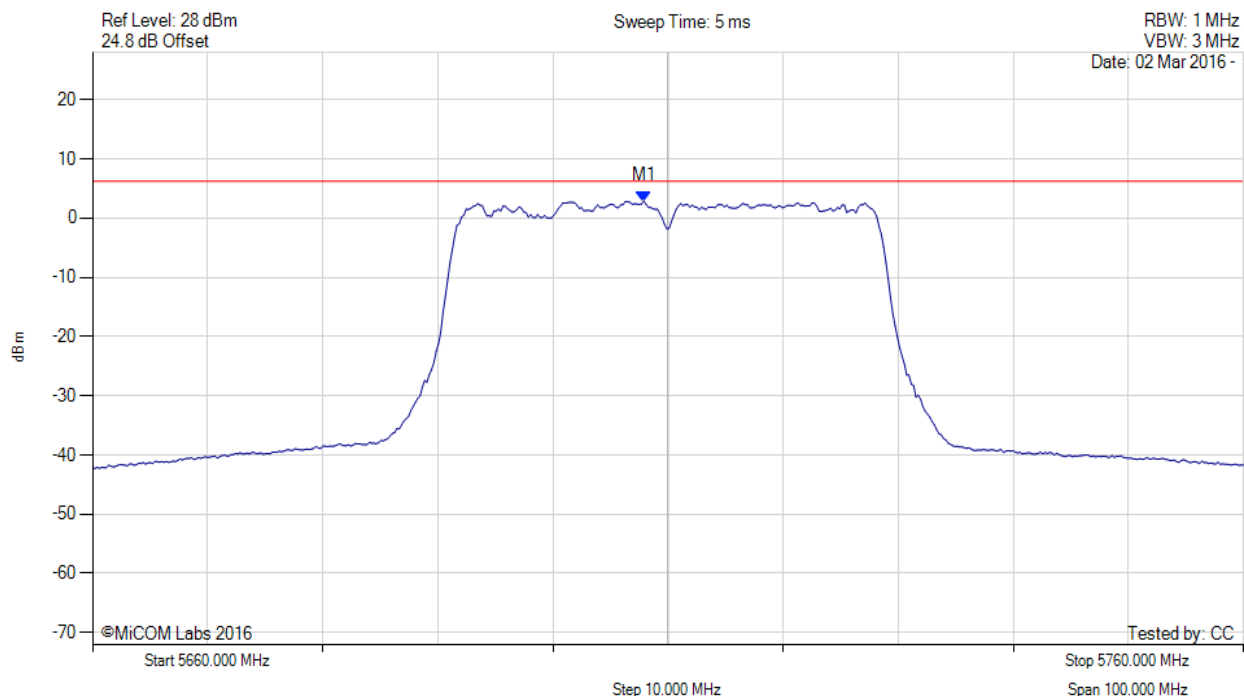


Title: Actiontec Electronics Inc. T3200M
To: FCC CFR 47 Part 15.407 & RSS-247
Serial #: ATEC14-U13_Conducted Rev A (DFS bands)
Issue Date: 1st April 2016
Page: 247 of 255



POWER SPECTRAL DENSITY

Variant: 802.11n HT-40, Channel: 5710.00 MHz, Chain c, Temp: 20, Voltage: 12 Vdc



Analyzer Setup	Marker:Frequency:Amplitude	Test Results
Detector = RMS Sweep Count = 100 RF Atten (dB) = 20 Trace Mode = VIEW	M1 : 5707.896 MHz : 2.853 dBm	Limit: ≤ 6.230 dBm

[back to matrix](#)

This test report may be reproduced in full only. The document may only be updated by MiCOM Labs personnel. All changes will be noted in the Document History section of the report.

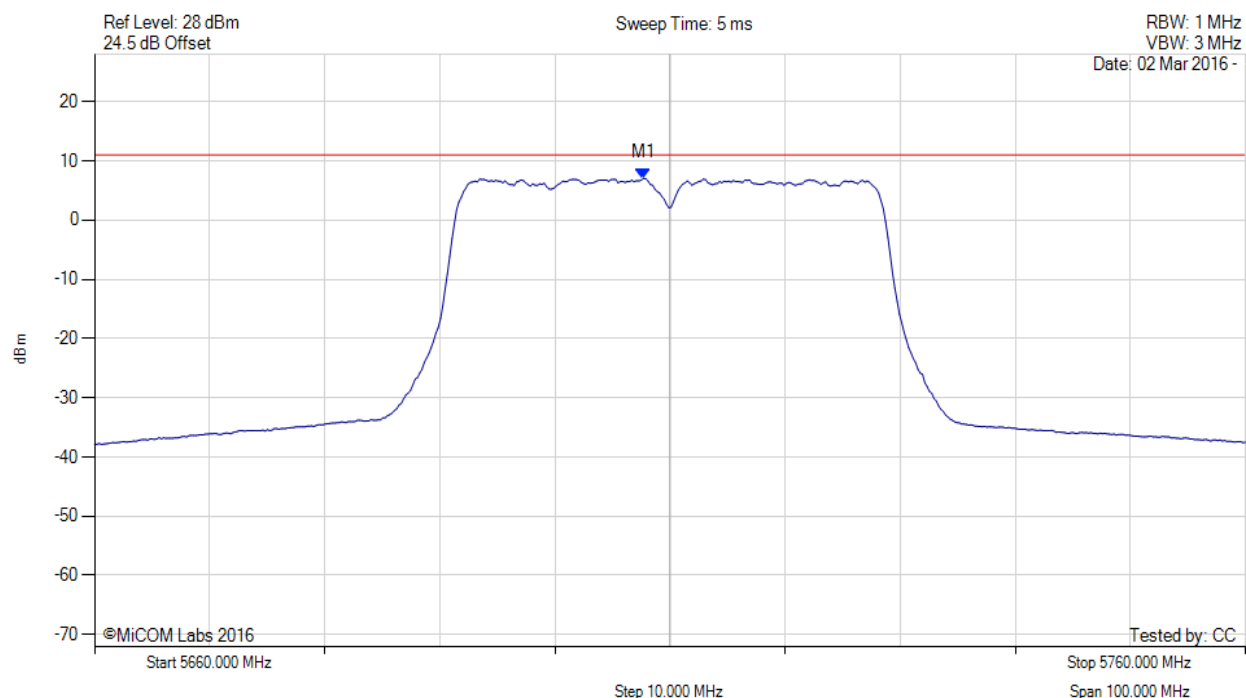


Title: Actiontec Electronics Inc. T3200M
To: FCC CFR 47 Part 15.407 & RSS-247
Serial #: ATEC14-U13_Conducted Rev A (DFS bands)
Issue Date: 1st April 2016
Page: 248 of 255



POWER SPECTRAL DENSITY

Variant: 802.11n HT-40, Channel: 5710.00 MHz, SUM, Temp: 20, Voltage: 12 Vdc



Analyzer Setup	Marker:Frequency:Amplitude	Test Results
Detector = RMS Sweep Count = 100 RF Atten (dB) = 20 Trace Mode = VIEW	M1 : 5707.700 MHz : 7.061 dBm M1 + DCCF : 5707.700 MHz : 7.238 dBm Duty Cycle Correction Factor : +0.18 dB	Limit: ≤ 11.0 dBm Margin: -3.7 dB

[back to matrix](#)

This test report may be reproduced in full only. The document may only be updated by MiCOM Labs personnel. All changes will be noted in the Document History section of the report.

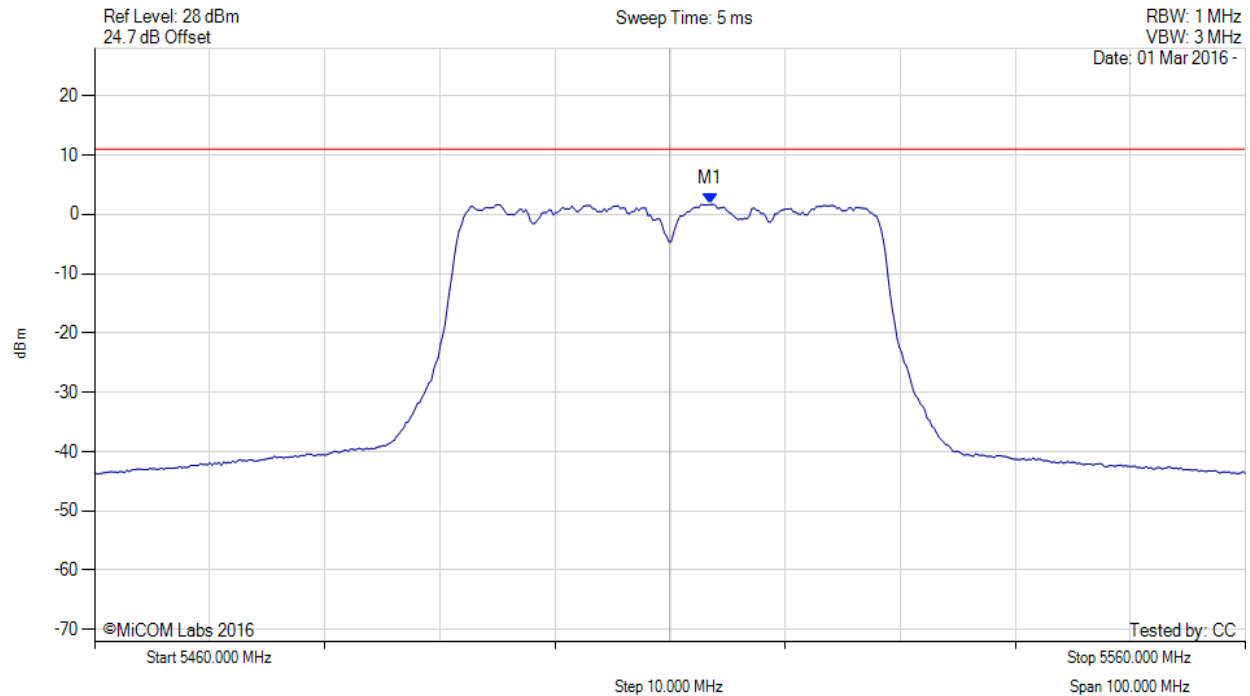


Title: Actiontec Electronics Inc. T3200M
To: FCC CFR 47 Part 15.407 & RSS-247
Serial #: ATEC14-U13_Conducted Rev A (DFS bands)
Issue Date: 1st April 2016
Page: 249 of 255



POWER SPECTRAL DENSITY

Variant: 802.11n HT-40, Channel: 5510.00 MHz, Chain d, Temp: 20, Voltage: 12 Vdc



Analyzer Setup	Marker:Frequency:Amplitude	Test Results
Detector = RMS Sweep Count = 100 RF Atten (dB) = 20 Trace Mode = VIEW	M1 : 5513.507 MHz : 1.700 dBm	Limit: ≤ 11.000 dBm

[back to matrix](#)

This test report may be reproduced in full only. The document may only be updated by MiCOM Labs personnel. All changes will be noted in the Document History section of the report.

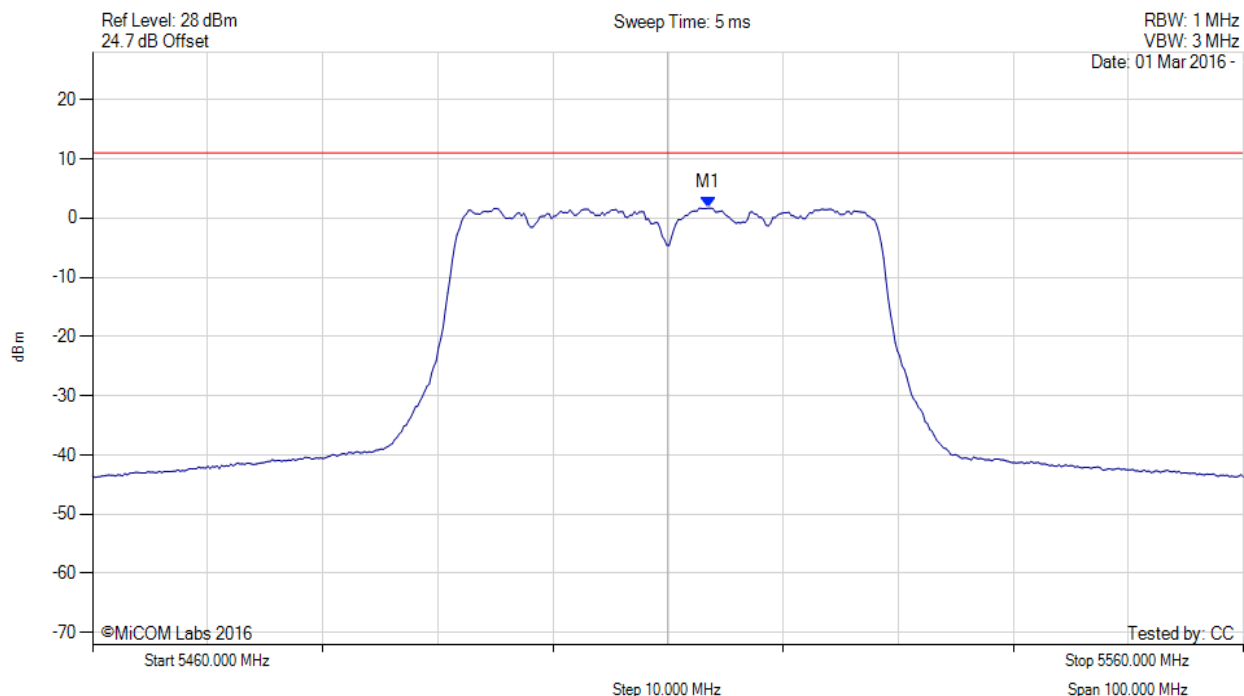


Title: Actiontec Electronics Inc. T3200M
To: FCC CFR 47 Part 15.407 & RSS-247
Serial #: ATEC14-U13_Conducted Rev A (DFS bands)
Issue Date: 1st April 2016
Page: 250 of 255



POWER SPECTRAL DENSITY

Variant: 802.11n HT-40, Channel: 5510.00 MHz, SUM, Temp: 20, Voltage: 12 Vdc



Analyzer Setup	Marker:Frequency:Amplitude	Test Results
Detector = RMS Sweep Count = 100 RF Atten (dB) = 20 Trace Mode = VIEW	M1 : 5513.500 MHz : 1.700 dBm M1 + DCCF : 5513.500 MHz : 1.877 dBm Duty Cycle Correction Factor : +0.18 dB	Limit: ≤ 11.0 dBm Margin: -9.1 dB

[back to matrix](#)

This test report may be reproduced in full only. The document may only be updated by MiCOM Labs personnel. All changes will be noted in the Document History section of the report.

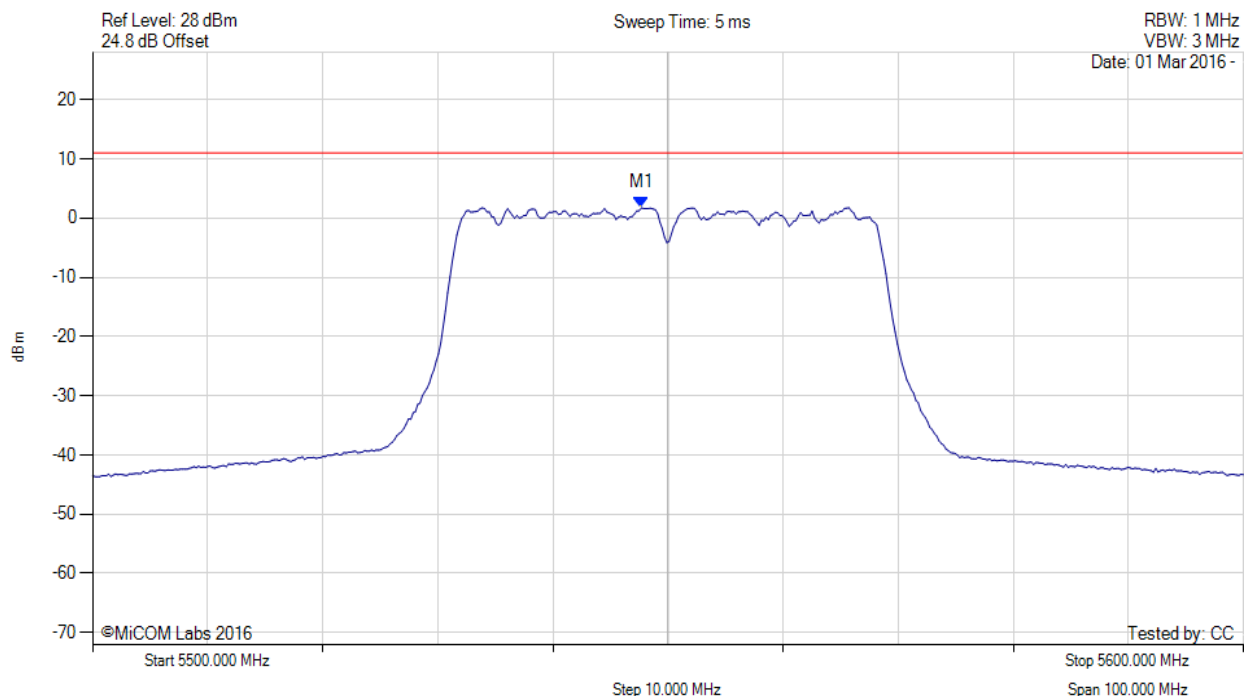


Title: Actiontec Electronics Inc. T3200M
To: FCC CFR 47 Part 15.407 & RSS-247
Serial #: ATEC14-U13_Conducted Rev A (DFS bands)
Issue Date: 1st April 2016
Page: 251 of 255



POWER SPECTRAL DENSITY

Variant: 802.11n HT-40, Channel: 5550.00 MHz, Chain d, Temp: 20, Voltage: 12 Vdc



Analyzer Setup	Marker:Frequency:Amplitude	Test Results
Detector = RMS Sweep Count = 100 RF Atten (dB) = 20 Trace Mode = VIEW	M1 : 5547.695 MHz : 1.733 dBm	Limit: ≤ 11.000 dBm

[back to matrix](#)

This test report may be reproduced in full only. The document may only be updated by MiCOM Labs personnel. All changes will be noted in the Document History section of the report.

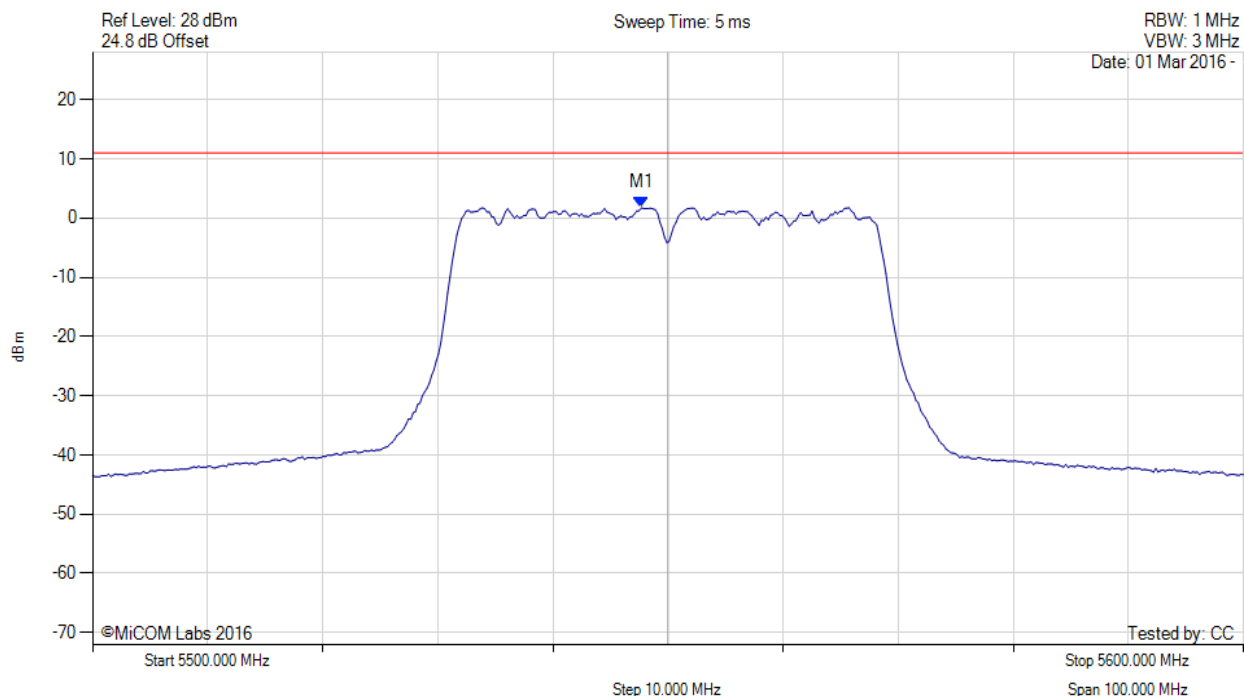


Title: Actiontec Electronics Inc. T3200M
To: FCC CFR 47 Part 15.407 & RSS-247
Serial #: ATEC14-U13_Conducted Rev A (DFS bands)
Issue Date: 1st April 2016
Page: 252 of 255



POWER SPECTRAL DENSITY

Variant: 802.11n HT-40, Channel: 5550.00 MHz, SUM, Temp: 20, Voltage: 12 Vdc



Analyzer Setup	Marker:Frequency:Amplitude	Test Results
Detector = RMS Sweep Count = 100 RF Atten (dB) = 20 Trace Mode = VIEW	M1 : 5547.700 MHz : 1.733 dBm M1 + DCCF : 5547.700 MHz : 1.910 dBm Duty Cycle Correction Factor : +0.18 dB	Limit: ≤ 11.0 dBm Margin: -9.1 dB

[back to matrix](#)

This test report may be reproduced in full only. The document may only be updated by MiCOM Labs personnel. All changes will be noted in the Document History section of the report.

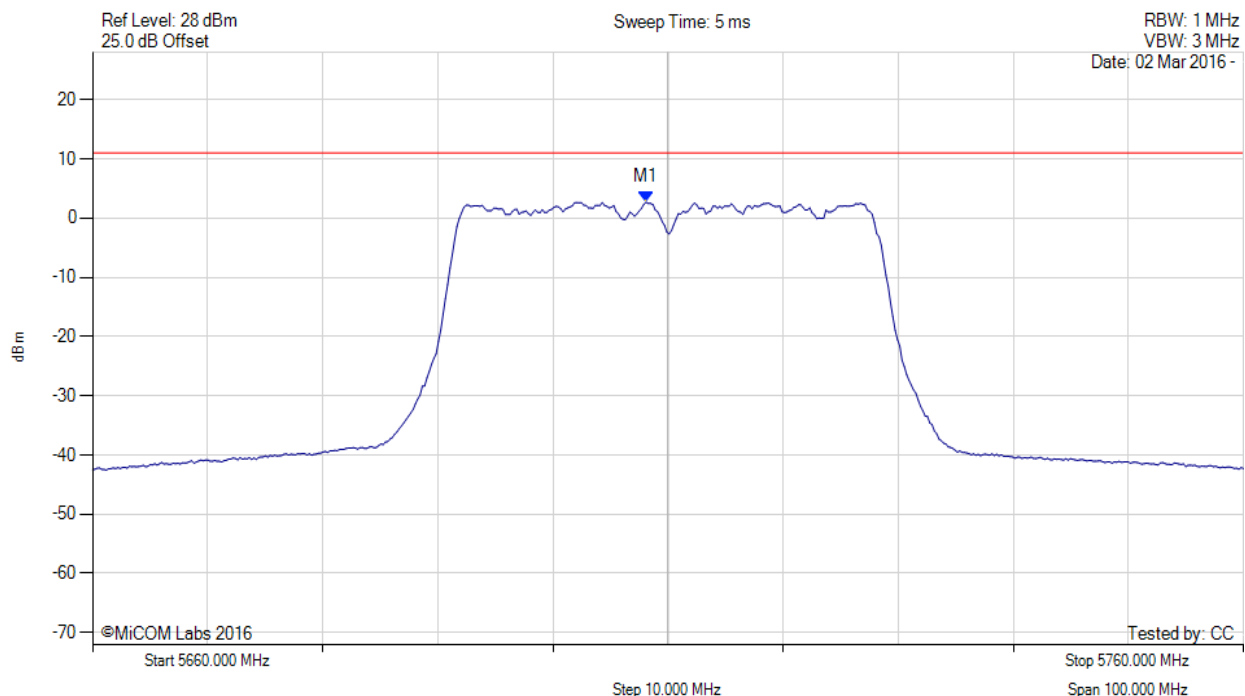


Title: Actiontec Electronics Inc. T3200M
To: FCC CFR 47 Part 15.407 & RSS-247
Serial #: ATEC14-U13_Conducted Rev A (DFS bands)
Issue Date: 1st April 2016
Page: 253 of 255



POWER SPECTRAL DENSITY

Variant: 802.11n HT-40, Channel: 5710.00 MHz, Chain d, Temp: 20, Voltage: 12 Vdc



Analyzer Setup	Marker:Frequency:Amplitude	Test Results
Detector = RMS Sweep Count = 100 RF Atten (dB) = 20 Trace Mode = VIEW	M1 : 5708.096 MHz : 2.688 dBm	Limit: ≤ 11.000 dBm

[back to matrix](#)

This test report may be reproduced in full only. The document may only be updated by MiCOM Labs personnel. All changes will be noted in the Document History section of the report.

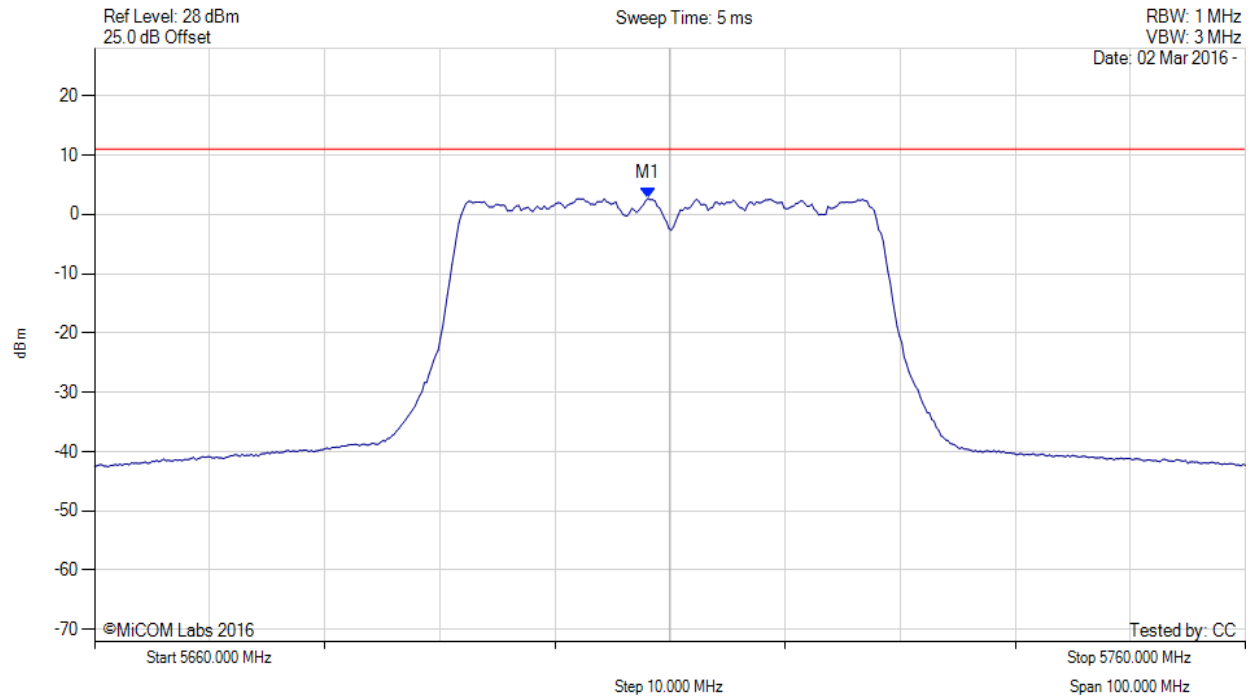


Title: Actiontec Electronics Inc. T3200M
To: FCC CFR 47 Part 15.407 & RSS-247
Serial #: ATEC14-U13_Conducted Rev A (DFS bands)
Issue Date: 1st April 2016
Page: 254 of 255



POWER SPECTRAL DENSITY

Variant: 802.11n HT-40, Channel: 5710.00 MHz, SUM, Temp: 20, Voltage: 12 Vdc



Analyzer Setup	Marker:Frequency:Amplitude	Test Results
Detector = RMS Sweep Count = 100 RF Atten (dB) = 20 Trace Mode = VIEW	M1 : 5708.100 MHz : 2.688 dBm M1 + DCCF : 5708.100 MHz : 2.865 dBm Duty Cycle Correction Factor : +0.18 dB	Limit: ≤ 11.0 dBm Margin: -8.1 dB

[back to matrix](#)

This test report may be reproduced in full only. The document may only be updated by MiCOM Labs personnel. All changes will be noted in the Document History section of the report.



575 Boulder Court
Pleasanton, California 94566, USA
Tel: +1 (925) 462 0304
Fax: +1 (925) 462 0306
www.micomlabs.com