



FCC RADIO TEST REPORT

FCC ID : LHJ-WT50NA02
Equipment : WT50NA02
Brand Name : Continental
Model Name : WT50NA02
Applicant : Continental Automotive Systems, Inc.
21440 W Lake Cook Rd.
Manufacturer : Continental Automotive Systems, Inc.
21440 W Lake Cook Rd.
Standard : FCC 47 CFR Part 2, 22(H), 24(E), 27(L)

The product was received on Dec. 01, 2020 and testing was started from Dec. 04, 2020 and completed on Dec. 08, 2020. We, SPORTON INTERNATIONAL INC. EMC & Wireless Communications Laboratory, would like to declare that the tested sample has been evaluated in accordance with the test procedures given in ANSI / TIA-603-E and has been in compliance with the applicable technical standards.

The test results in this variant report apply exclusively to the tested model / sample. Without written approval of SPORTON INTERNATIONAL INC. EMC & Wireless Communications Laboratory, the test report shall not be reproduced except in full.

Louis Wu

Approved by: Louis Wu

SPORTON INTERNATIONAL INC. EMC & Wireless Communications Laboratory

No. 52, Huaya 1st Rd., Guishan Dist., Taoyuan City, Taiwan (R.O.C.)



Table of Contents

History of this test report.....	3
Summary of Test Result.....	4
1. General Description	5
1.1. Product Feature of Equipment Under Test	5
1.2. Product Specification of Equipment Under Test	5
1.3. Modification of EUT	6
1.4. Testing Location	6
1.5. Applicable Standards	6
2. Test Configuration of Equipment Under Test	7
2.1. Test Mode.....	7
2.2. Connection Diagram of Test System	8
2.3. Support Unit used in test configuration	8
2.4. Frequency List of Low/Middle/High Channels.....	9
3. Radiated Test Items	10
3.1. Measuring Instruments.....	10
3.2. Test Setup	10
3.3. Test Result of Radiated Test.....	11
3.4. Field Strength of Spurious Radiation Measurement	12
4. List of Measuring Equipment.....	13
5. Uncertainty of Evaluation	14
Appendix A. Test Results of Radiated Test	
Appendix B. Test Setup Photographs	



History of this test report

Report No.	Version	Description	Issued Date
FG042447-01A	01	Initial issue of report	Jan. 08, 2021



Summary of Test Result

Report Clause	Ref Std. Clause	Test Items	Result (PASS/FAIL)	Remark
-	§2.1046	Conducted Output Power	-	See Note
	§22.913 (a)(2)	Effective Radiated Power (GSM850) (WCDMA Band V)		
	§24.232 (c)	Equivalent Isotropic Radiated Power (GSM1900) (WCDMA Band II)		
	§27.50 (d)(4)	Equivalent Isotropic Radiated Power (WCDMA Band IV)		
-	§24.232 (d)	Peak-to-Average Ratio	-	See Note
-	§2.1049 §22.917 (b) §24.238 (b) §27.53 (g)	Occupied Bandwidth (GSM850) (WCDMA Band V) (GSM1900) (WCDMA Band II) (WCDMA Band IV)	-	See Note
-	§2.1051 §22.917 (a) §24.238 (a) §27.53 (g)	Band Edge Measurement (GSM850) (WCDMA Band V) (GSM1900) (WCDMA Band II) (WCDMA Band IV)	-	See Note
-	§2.1051 §22.917 (a) §24.238 (a) §27.53 (g)	Conducted Emission (GSM850) (WCDMA Band V) (GSM1900) (WCDMA Band II) (WCDMA Band IV)	-	See Note
-	§2.1055 §22.355 §24.235 §27.54	Frequency Stability Temperature & Voltage	-	See Note
3.4	§2.1053 §22.917 (a) §24.238 (a) §27.53 (h)	Field Strength of Spurious Radiation (GSM850) (WCDMA Band V) (GSM1900) (WCDMA Band II) (WCDMA Band IV)	Pass	Under limit 23.02 dB at 7627.000 MHz for HAF Antenna Under limit 7.79 dB at 2479.000 MHz for NON-HAF Antenna

Note: This is a variant report by adding Host information. All the test cases were performed on original report which can be referred to module report (Model: WT50NA02). Based on the original report, the test cases were verified.

Declaration of Conformity:

The test results with all measurement uncertainty excluded are presented in accordance with the regulation limits or requirements declared by manufacturers.

Comments and Explanations:

The declared of product specification for EUT presented in the report are provided by the manufacturer, and the manufacturer takes all the responsibilities for the accuracy of product specification.

Reviewed by: Wii Chang

Report Producer: Amy Chen



1. General Description

1.1. Product Feature of Equipment Under Test

Product Feature	
Installed into Host	Brand Name: Continental Model Name: HNA11_00
Equipment	WT50NA02
Brand Name	Continental
Model Name	WT50NA02
FCC ID	LHJ-WT50NA02
EUT supports Radios application	GSM/EGPRS/WCDMA/HSPA/LTE/GNSS
EUT Stage	Production Unit

Remark: The above EUT's information was declared by manufacturer.

1.2. Product Specification of Equipment Under Test

Standards-related Product Specification	
Tx Frequency	GSM/GPRS/EDGE: 850: 824.2 MHz ~ 848.8 MHz 1900: 1850.2 MHz ~ 1909.8 MHz WCDMA: Band V: 826.4 MHz ~ 846.6 MHz Band II: 1852.4 MHz ~ 1907.6 MHz Band IV: 1712.4 MHz ~ 1752.6 MHz
Rx Frequency	GSM/GPRS/EDGE: 850: 869.2 MHz ~ 893.8 MHz 1900: 1930.2 MHz ~ 1989.8 MHz WCDMA: Band V: 871.4 MHz ~ 891.6 MHz Band II: 1932.4 MHz ~ 1987.6 MHz Band IV: 2112.4 MHz ~ 2152.6 MHz
Antenna Type	<HAF Antenna>: External roof mounted Antenna <NON-HAF Antenna>: External roof mounted Antenna
Antenna Gain	GSM850: 1.0 dBi GSM1900: 4.4 dBi WCDMA Band V: 1.0 dBi WCDMA Band IV : 3.4 dBi WCDMA Band II: 4.4 dBi
Type of Modulation	GSM / GPRS: GMSK EDGE(MCS 0-4): GMSK / (MCS 5-9): 8PSK WCDMA: QPSK HSDPA: 64QAM HSUPA: QPSK

Remark: The above EUT's information was declared by manufacturer. Please refer to Comments and Explanations in report summary.



1.3. Modification of EUT

No modifications are made to the EUT during all test items.

1.4. Testing Location

Test Site	SPORTON INTERNATIONAL INC. EMC & Wireless Communications Laboratory
Test Site Location	No.58, Aly. 75, Ln. 564, Wenhua 3rd, Rd., Guishan Dist., Taoyuan City, Taiwan (R.O.C.) TEL: +886-3-327-0868 FAX: +886-3-327-0855
Test Site No.	Sporton Site No. 03CH15-HY
Test Engineer	Leo Lee, Mancy Chou, and Bigshow Wang
Temperature	22.6~24.2°C
Relative Humidity	46~53%

Note: The test site complies with ANSI C63.4 2014 requirement.

FCC Designation No.: TW0007

1.5. Applicable Standards

According to the specifications of the manufacturer, the EUT must comply with the requirements of the following standards:

- ♦ ANSI C63.26-2015
- ♦ ANSI / TIA-603-E
- ♦ FCC 47 CFR Part 2, 22(H), 24(E), 27(L)
- ♦ FCC KDB 971168 D01 Power Meas. License Digital Systems v03r01
- ♦ FCC KDB 414788 D01 Radiated Test Site v01r01

Remark:

1. All test items were verified and recorded according to the standards and without any deviation during the test.
2. This EUT has also been tested and complied with the requirements of FCC Part 15, Subpart B, recorded in a separate test report.
3. The TAF code is not including all the FCC KDB listed without accreditation.



2. Test Configuration of Equipment Under Test

2.1. Test Mode

Antenna port conducted and radiated test items were performed according to KDB 971168 D01 Power Meas. License Digital Systems v03r01 with maximum output power.

For radiated measurement, pre-scanned in three orthogonal panels, X, Y, Z. The worst cases (HAF Antenna: X Plane for PCS Band, Y Plane for Cellular Band, AWS Band ; NON-HAF Antenna: X Plane for Cellular Band, PCS Band, Y Plane for AWS Band) were recorded in this report.

Radiated emissions were investigated as following frequency range:

1. 30 MHz to 9000 MHz for GSM850 and WCDMA Band V
2. 30 MHz to 18000 MHz for WCDMA Band IV
3. 30 MHz to 19100 MHz for GSM1900 and WCDMA Band II

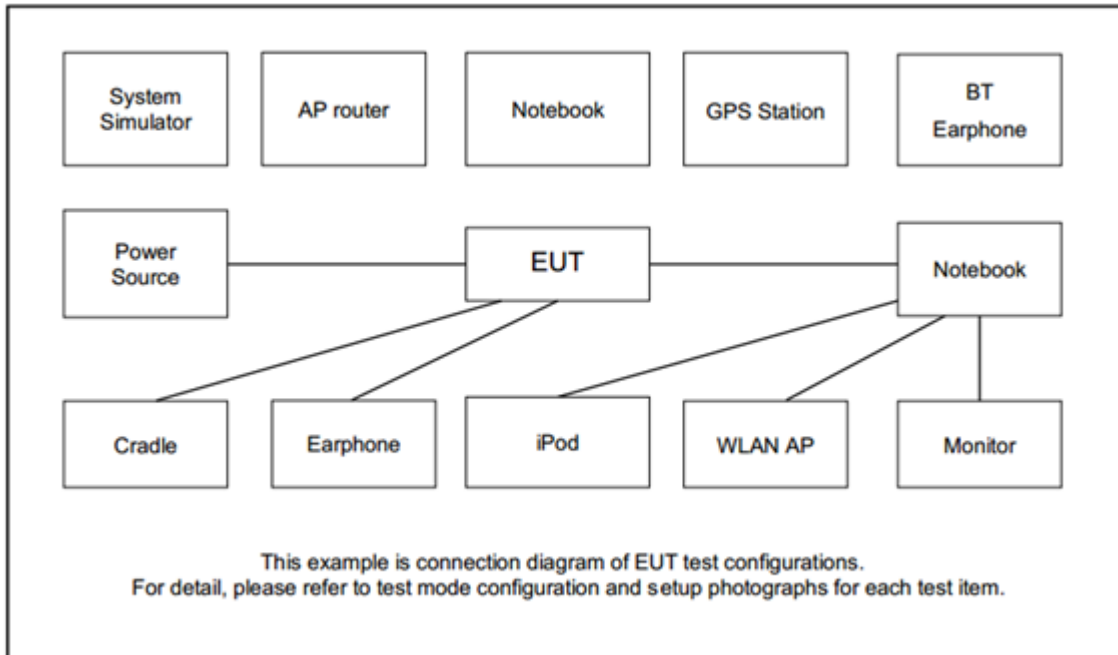
All modes and data rates and positions were investigated.

Test modes are chosen to be reported as the worst case configuration below:

Test Modes	
Band	Radiated TCs
GSM850	■ GPRS Class 8 Link
GSM1900	■ GPRS Class 8 Link
WCDMA Band V	■ RMC 12.2Kbps Link
WCDMA Band II	■ RMC 12.2Kbps Link
WCDMA Band IV	■ RMC 12.2Kbps Link

Remark: The test setup according to the actual use of EUT (Model: WT50NA02), EUT will be used with MRA2 Telematics Antenna (Hidden Cross Bar Antenna (Model: RKE223E1GNS and CONTINENTAL)). It will be installed under on the roof under the headliner.

2.2. Connection Diagram of Test System



2.3. Support Unit used in test configuration

Item	Equipment	Brand Name	Model No.	FCC ID	Data Cable	Power Cord
1.	System Simulator	Anritsu	MT8820C	N/A	N/A	Unshielded, 1.8 m
2.	Non-HAF MRA2 Antenna	CONTINENTAL	RKE223E1GNS	N/A	N/A	N/A
3.	HAF MRA2 Antenna	CONTINENTAL	CONTINENTAL	N/A	N/A	N/A
4.	Power Supply	GW Instek	GPE-2323	N/A	N/A	Unshielded, 1.8m



2.4. Frequency List of Low/Middle/High Channels

Frequency List				
Band	Channel/Frequency(MHz)	Lowest	Middle	Highest
GSM850	Channel	128	189	251
	Frequency	824.2	836.4	848.8
WCDMA Band V	Channel	4132	4182	4233
	Frequency	826.4	836.4	846.6
GSM1900	Channel	512	661	810
	Frequency	1850.2	1880.0	1909.8
WCDMA Band II	Channel	9262	9400	9538
	Frequency	1852.4	1880.0	1907.6
WCDMA Band IV	Channel	1312	1413	1513
	Frequency	1712.4	1732.6	1752.6

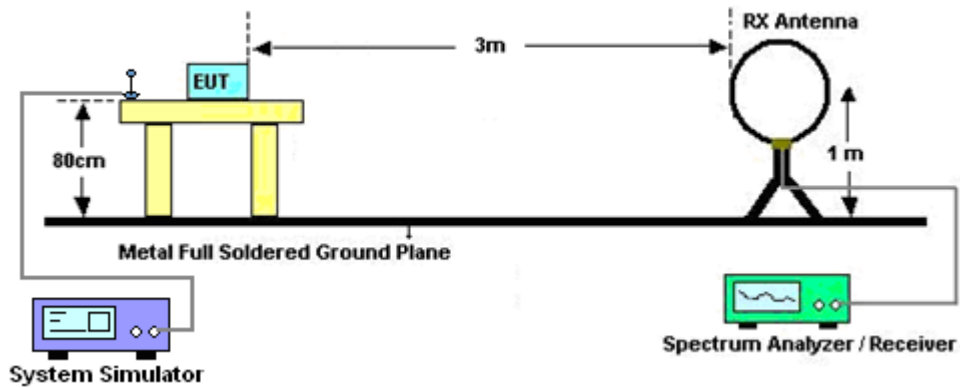
3. Radiated Test Items

3.1. Measuring Instruments

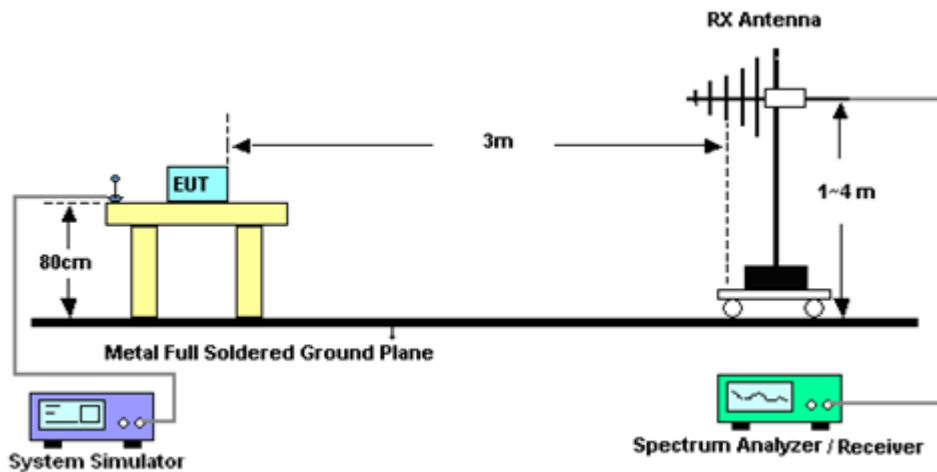
See list of measuring instruments of this test report.

3.2. Test Setup

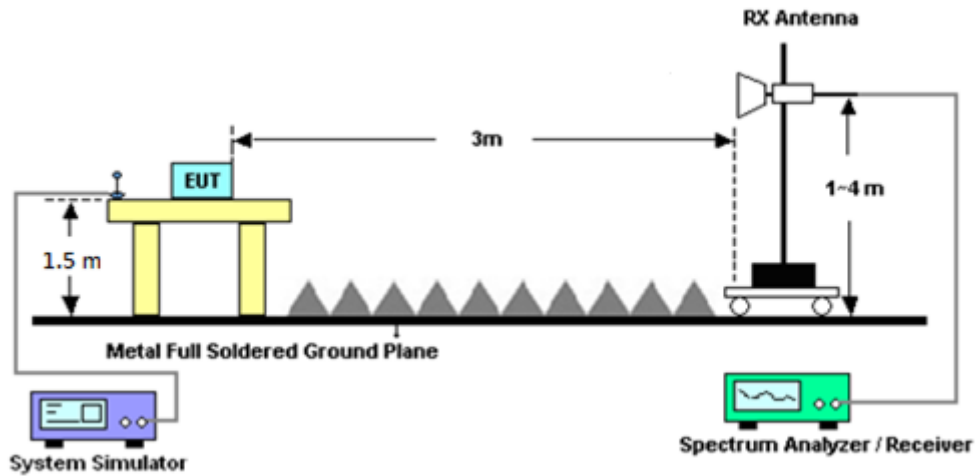
For radiated test below 30MHz



For radiated test from 30MHz to 1GHz



For radiated test above 1GHz



3.3. Test Result of Radiated Test

Please refer to Appendix A.

Note:

The low frequency, which started from 9 kHz to 30MHz, was pre-scanned and the result which was 20dB lower than the limit line was not reported.

There is a comparison data of both open-field test site and alternative test site - semi-Anechoic chamber according to 414788 D01 Radiated Test Site v01r01, and the result came out very similar.



3.4. Field Strength of Spurious Radiation Measurement

3.4.1. Description of Field Strength of Spurious Radiated Measurement

The power of any emission outside of the authorized operating frequency ranges must be attenuated below the transmitter power (P) by a factor of at least $43 + 10 \log (P)$ dB. The spectrum is scanned from 30 MHz up to a frequency including its 10th harmonic.

3.4.2. Test Procedures

The testing follows FCC KDB 971168 D01 v03r01 Section 7 and ANSI / TIA-603-E Section 2.2.12.

1. The EUT was placed on a rotatable wooden table 0.8 meters for frequency below 1GHz and 1.5 meter for frequency above 1GHz above the ground.
2. The EUT was set 3 meters from the receiving antenna, which was mounted on the antenna tower.
3. The table was rotated 360 degrees to determine the position of the highest spurious emission.
4. The height of the receiving antenna is varied between one meter and four meters to search for the maximum spurious emission for both horizontal and vertical polarizations.
5. Make the measurement with the spectrum analyzer's RBW = 1MHz, VBW = 3MHz, taking record of maximum spurious emission.
6. A horn antenna was substituted in place of the EUT and was driven by a signal generator.
7. Tune the output power of signal generator to the same emission level with EUT maximum spurious emission.
8. Taking the record of output power at antenna port.
9. Repeat step 7 to step 8 for another polarization.
10. $EIRP (dBm) = S.G. Power - Tx Cable Loss + Tx Antenna Gain$
11. $ERP (dBm) = EIRP - 2.15$
12. The RF fundamental frequency should be excluded against the limit line in the operating frequency band.
13. The limit line is derived from $43 + 10\log(P)$ dB below the transmitter power P(Watts)



4. List of Measuring Equipment

Instrument	Brand Name	Model No.	Serial No.	Characteristics	Calibration Date	Test Date	Due Date	Remark
Bilog Antenna	TESEQ	CBL 6111D & 00800N1D01N-06	37059 & 01	30MHz~1GHz	Oct. 11, 2020	Dec. 04, 2020~ Dec. 08, 2020	Oct. 10, 2021	Radiation (03CH15-HY)
Bilog Antenna	TESEQ	CBL6111D&00800N1D01N-06	41912&05	30MHz to 1GHz	Feb. 09, 2020	Dec. 04, 2020~ Dec. 08, 2020	Feb. 08, 2021	Radiation (03CH15-HY)
Amplifier	SONOMA	310N	363440	9kHz~1GHz	Dec. 27, 2019	Dec. 04, 2020~ Dec. 08, 2020	Dec. 26, 2020	Radiation (03CH15-HY)
Horn Antenna	SCHWARZBECK	BBHA 9120 D	9120D-01620	1-18GHz	Nov. 03, 2020	Dec. 04, 2020~ Dec. 08, 2020	Nov. 02, 2021	Radiation (03CH15-HY)
Horn Antenna	SCHWARZBECK	BBHA 9120 D	9120D-1326	1GHz~18GHz	Nov. 03, 2020	Dec. 04, 2020~ Dec. 08, 2020	Nov. 02, 2021	Radiation (03CH15-HY)
SHF-EHF Horn Antenna	SCHWARZBECK	BBHA 9170	BBHA9170584	18GHz- 40GHz	Dec. 10, 2019	Dec. 04, 2020~ Dec. 08, 2020	Dec. 09, 2020	Radiation (03CH15-HY)
SHF-EHF Horn Antenna	SCHWARZBECK	BBHA 9170	BBHA9170576	18GHz~40GHz	May 22, 2020	Dec. 04, 2020~ Dec. 08, 2020	May 21, 2021	Radiation (03CH15-HY)
Preamplifier	Jet-Power	JPA0118-55-303	1710001800055006	1GHz~18GHz	May 07, 2020	Dec. 04, 2020~ Dec. 08, 2020	May 06, 2021	Radiation (03CH15-HY)
Preamplifier	Keysight	83017A	MY53270195	1GHz~26.5GHz	Aug. 21, 2020	Dec. 04, 2020~ Dec. 08, 2020	Aug. 20, 2021	Radiation (03CH15-HY)
Preamplifier	EMEC	EM18G40G	060715	18GHz ~ 40GHz	Dec. 13, 2019	Dec. 04, 2020~ Dec. 08, 2020	Dec. 12, 2020	Radiation (03CH15-HY)
Spectrum Analyzer	Keysight	N9010A	MY54200485	10Hz~44GHz	Feb. 10, 2020	Dec. 04, 2020~ Dec. 08, 2020	Feb. 09, 2021	Radiation (03CH15-HY)
Spectrum Analyzer	Agilent	E4446A	MY50180136	3Hz~44GHz	May 04, 2020	Dec. 04, 2020~ Dec. 08, 2020	May 03, 2021	Radiation (03CH15-HY)
Antenna Mast	ChainTek	MBS-520-1	N/A	1m~4m	N/A	Dec. 04, 2020~ Dec. 08, 2020	N/A	Radiation (03CH15-HY)
Turn Table	ChainTek	T-200-S-1	N/A	0~360 Degree	N/A	Dec. 04, 2020~ Dec. 08, 2020	N/A	Radiation (03CH15-HY)
Software	Audix	E3 6.2009-8-24 (k5)	RK-000451	N/A	N/A	Dec. 04, 2020~ Dec. 08, 2020	N/A	Radiation (03CH15-HY)
RF Cable	HUBER + SUHNER	SUCOFLEX 104, 102E	MY36980/4, MY9838/4PE ,508405/2E	30MHz~18G	Nov. 16, 2020	Dec. 04, 2020~ Dec. 08, 2020	Nov. 15, 2021	Radiation (03CH15-HY)
RF Cable	HUBER + SUHNER	SUCOFLEX 102	505134/2	30MHz-40GHz	Feb. 25, 2020	Dec. 04, 2020~ Dec. 08, 2020	Feb. 24, 2021	Radiation (03CH15-HY)
RF Cable	HUBER + SUHNER	SUCOFLEX 102	800740/2	30MHz-40GHz	Feb. 25, 2020	Dec. 04, 2020~ Dec. 08, 2020	Feb. 24, 2021	Radiation (03CH15-HY)
RF Cable	HUBER + SUHNER	SUCOFLEX 104	MY9837/4PE	9kHz~30MHz	Mar. 12, 2020	Dec. 04, 2020~ Dec. 08, 2020	Mar. 11, 2021	Radiation (03CH15-HY)
Filter	Wainwright	WLK4-1000-1530-8000-40ST	SN4	1.53G Low Pass	Jul. 03, 2020	Dec. 04, 2020~ Dec. 08, 2020	Jul. 02, 2021	Radiation (03CH15-HY)
Filter	Wainwright	WHKX12-1080-1200-15000-60ST	SN5	1.2GHz High Pass Filter	Jul. 01, 2020	Dec. 04, 2020~ Dec. 08, 2020	Jun. 30, 2021	Radiation (03CH15-HY)
Filter	Wainwright	WHKX12-2700-3000-18000-60ST	SN4	3GHz High Pass Filter	Sep. 16, 2020	Dec. 04, 2020~ Dec. 08, 2020	Sep. 15, 2021	Radiation (03CH15-HY)
Signal Generator	Anritsu	MG3694C	163401	0.1Hz~40GHz	Feb. 15, 2020	Dec. 04, 2020~ Dec. 08, 2020	Feb. 14, 2021	Radiation (03CH15-HY)



5. Uncertainty of Evaluation

Uncertainty of Radiated Emission Measurement (30 MHz ~ 1000 MHz)

Measuring Uncertainty for a Level of Confidence of 95% ($U = 2Uc(y)$)	2.98
---	------

Uncertainty of Radiated Emission Measurement (1 GHz ~ 18 GHz)

Measuring Uncertainty for a Level of Confidence of 95% ($U = 2Uc(y)$)	3.31
---	------

Uncertainty of Radiated Emission Measurement (18 GHz ~ 40 GHz)

Measuring Uncertainty for a Level of Confidence of 95% ($U = 2Uc(y)$)	3.92
---	------



Appendix A. Test Results of Radiated Test

<HAF Antenna>

GPRS 850

GPRS 850									
Channel	Frequency (MHz)	ERP (dBm)	Limit (dBm)	Over Limit (dB)	SPA Reading (dBm)	S.G. Power (dBm)	TX Cable loss (dB)	TX Antenna Gain (dBi)	Polarization (H/V)
Lowest	1648	-45.37	-13	-32.37	-57.34	-50.67	1.83	9.28	H
	2472	-45.03	-13	-32.03	-61.61	-51.26	2.25	10.63	H
	3296	-47.62	-13	-34.62	-66.32	-55.13	2.62	12.28	H
									H
									H
	1648	-43.33	-13	-30.33	-55.76	-48.63	1.83	9.28	V
	2472	-42.84	-13	-29.84	-59.65	-49.07	2.25	10.63	V
	3296	-46.94	-13	-33.94	-66.05	-54.45	2.62	12.28	V
									V
									V
Middle	1672	-43.19	-13	-30.19	-55.34	-48.62	1.85	9.43	H
	2512	-47.19	-13	-34.19	-63.92	-53.57	2.27	10.80	H
	3345	-48.05	-13	-35.05	-66.63	-55.91	2.65	12.66	H
									H
									H
	1672	-45.50	-13	-32.50	-58.12	-50.93	1.85	9.43	V
	2512	-44.38	-13	-31.38	-61.23	-50.76	2.27	10.80	V
	3345	-48.32	-13	-35.32	-67.29	-56.18	2.65	12.66	V
									V
									V



Highest	1696	-46.11	-13	-33.11	-58.45	-51.68	1.86	9.58	H
	2544	-46.08	-13	-33.08	-62.68	-52.45	2.28	10.80	H
	3395	-47.66	-13	-34.66	-66.12	-55.45	2.67	12.61	H
									H
									H
	1696	-45.59	-13	-32.59	-58.41	-51.16	1.86	9.58	V
	2544	-43.66	-13	-30.66	-60.58	-50.03	2.28	10.80	V
	3395	-47.68	-13	-34.68	-66.52	-55.47	2.67	12.61	V
									V
									V

Remark: Spurious emissions within 30-1000MHz were found more than 20dB below limit line.



WCDMA 850

WCDMA 850									
Channel	Frequency (MHz)	ERP (dBm)	Limit (dBm)	Over Limit (dB)	SPA Reading (dBm)	S.G. Power (dBm)	TX Cable loss (dB)	TX Antenna Gain (dBi)	Polarization (H/V)
Lowest	1653	-45.07	-13	-32.07	-57.08	-50.40	1.84	9.32	H
	2479	-48.54	-13	-35.54	-65.17	-54.81	2.25	10.67	H
	3305	-47.26	-13	-34.26	-65.94	-54.82	2.63	12.34	H
									H
									H
	1653	-43.76	-13	-30.76	-56.23	-49.09	1.84	9.32	V
	2479	-48.34	-13	-35.34	-65.15	-54.61	2.25	10.67	V
	3305	-47.63	-13	-34.63	-66.71	-55.19	2.63	12.34	V
									V
									V
Middle	1672	-48.96	-13	-35.96	-61.11	-54.39	1.85	9.43	H
	2509	-46.50	-13	-33.50	-63.24	-52.89	2.26	10.80	H
	3344	-47.64	-13	-34.64	-66.23	-55.49	2.65	12.65	H
									H
									H
	1672	-46.91	-13	-33.91	-59.53	-52.34	1.85	9.43	V
	2509	-48.52	-13	-35.52	-65.36	-54.91	2.26	10.80	V
	3344	-47.21	-13	-34.21	-66.19	-55.06	2.65	12.65	V
									V
									V



Highest	1696	-49.10	-13	-36.10	-61.44	-54.67	1.86	9.58	H
	2540	-47.33	-13	-34.33	-63.95	-53.70	2.28	10.80	H
	3384	-48.26	-13	-35.26	-66.74	-56.08	2.66	12.63	H
									H
									H
	1696	-49.78	-13	-36.78	-62.6	-55.35	1.86	9.58	V
	2540	-48.03	-13	-35.03	-64.94	-54.40	2.28	10.80	V
	3384	-47.84	-13	-34.84	-66.7	-55.66	2.66	12.63	V
									V
									V

Remark: Spurious emissions within 30-1000MHz were found more than 20dB below limit line.



WCDMA 1700

WCDMA 1700									
Channel	Frequency (MHz)	EIRP (dBm)	Limit (dBm)	Over Limit (dB)	SPA Reading (dBm)	S.G. Power (dBm)	TX Cable loss (dB)	TX Antenna Gain (dBi)	Polarization (H/V)
Lowest	3427	-47.45	-13	-34.45	-66.93	-57.37	2.68	12.60	H
	5135	-43.27	-13	-30.27	-67.62	-52.39	3.32	12.44	H
	6850	-39.12	-13	-26.12	-67.2	-47.66	3.86	12.40	H
									H
									H
	3427	-47.14	-13	-34.14	-66.99	-57.06	2.68	12.60	V
	5135	-42.51	-13	-29.51	-67.42	-51.63	3.32	12.44	V
	6850	-38.84	-13	-25.84	-67.27	-47.38	3.86	12.40	V
									V
									V
Middle	3462	-47.69	-13	-34.69	-67.5	-57.54	2.70	12.55	H
	5198	-42.80	-13	-29.80	-67.38	-52.25	3.34	12.79	H
	6927	-36.80	-13	-23.80	-65.1	-44.91	3.89	12.00	H
									H
									H
	3462	-45.93	-13	-32.93	-66.11	-55.78	2.70	12.55	V
	5198	-41.48	-13	-28.48	-66.56	-50.93	3.34	12.79	V
	6927	-37.32	-13	-24.32	-65.72	-45.43	3.89	12.00	V
									V
									V



Highest	3504	-46.62	-13	-33.62	-66.79	-56.28	2.72	12.38	H
	5261	-42.54	-13	-29.54	-67.16	-52.42	3.36	13.24	H
	7010	-37.34	-13	-24.34	-65.87	-45.27	3.91	11.84	H
									H
									H
	3504	-46.13	-13	-33.13	-66.67	-55.79	2.72	12.38	V
	5261	-42.75	-13	-29.75	-67.76	-52.63	3.36	13.24	V
	7010	-38.18	-13	-25.18	-66.6	-46.11	3.91	11.84	V
									V
									V

Remark: Spurious emissions within 30-1000MHz were found more than 20dB below limit line.



GPRS 1900

GPRS 1900									
Channel	Frequency (MHz)	EIRP (dBm)	Limit (dBm)	Over Limit (dB)	SPA Reading (dBm)	S.G. Power (dBm)	TX Cable loss (dB)	TX Antenna Gain (dBi)	Polarization (H/V)
Lowest	3700	-45.14	-13	-32.14	-66.02	-54.77	2.77	12.40	H
	5550	-40.88	-13	-27.88	-65.92	-50.82	3.46	13.40	H
	7400	-37.48	-13	-24.48	-67	-44.70	3.98	11.20	H
									H
									H
	3700	-40.29	-13	-27.29	-61.58	-49.92	2.77	12.40	V
	5550	-41.90	-13	-28.90	-67	-51.84	3.46	13.40	V
	7400	-36.99	-13	-23.99	-66.99	-44.21	3.98	11.20	V
									V
									V
Middle	3760	-45.03	-13	-32.03	-66.13	-54.73	2.78	12.48	H
	5639	-39.96	-13	-26.96	-64.97	-49.93	3.48	13.46	H
	7520	-38.00	-13	-25.00	-67.42	-45.19	4.01	11.20	H
									H
									H
	37602	-45.32	-13	-32.32	-66.8	-43.75	6.37	4.80	V
	5639	-39.96	-13	-26.96	-65.19	-49.93	3.48	13.46	V
	8520	-37.57	-13	-24.57	-67.38	-44.99	4.30	11.72	V
									V
									V



Highest	3819	-45.09	-13	-32.09	-66.32	-54.66	2.80	12.36	H
	5729	-42.01	-13	-29.01	-67.5	-51.91	3.50	13.40	H
	7639	-37.06	-13	-24.06	-66.13	-44.49	4.05	11.48	H
									H
									H
	3819	-43.88	-13	-30.88	-65.5	-53.45	2.80	12.36	V
	5729	-41.63	-13	-28.63	-67.36	-51.53	3.50	13.40	V
	7639	-37.05	-13	-24.05	-66.66	-44.48	4.05	11.48	V
									V
									V

Remark: Spurious emissions within 30-1000MHz were found more than 20dB below limit line.



WCDMA 1900

WCDMA 1900									
Channel	Frequency (MHz)	EIRP (dBm)	Limit (dBm)	Over Limit (dB)	SPA Reading (dBm)	S.G. Power (dBm)	TX Cable loss (dB)	TX Antenna Gain (dBi)	Polarization (H/V)
Lowest	3707	-45.78	-13	-32.78	-66.69	-55.42	2.77	12.41	H
	5555	-41.80	-13	-28.80	-66.82	-51.73	3.46	13.39	H
	7410	-37.49	-13	-24.49	-67.01	-44.67	3.98	11.16	H
									H
									H
	3707	-44.36	-13	-31.36	-65.67	-54.00	2.77	12.41	V
	5555	-42.30	-13	-29.30	-67.4	-52.23	3.46	13.39	V
	7410	-36.59	-13	-23.59	-66.57	-43.77	3.98	11.16	V
									V
									V
Middle	3763	-45.38	-13	-32.38	-66.48	-55.07	2.78	12.47	H
	5639	-41.96	-13	-28.96	-66.97	-51.93	3.48	13.46	H
	7522	-37.27	-13	-24.27	-66.68	-44.46	4.01	11.20	H
									H
									H
	3763	-43.90	-13	-30.90	-65.39	-53.59	2.78	12.47	V
	5639	-42.30	-13	-29.30	-67.53	-52.27	3.48	13.46	V
	7522	-37.11	-13	-24.11	-66.92	-44.30	4.01	11.20	V
									V
									V



Highest	3812	-44.80	-13	-31.80	-66.02	-54.38	2.79	12.38	H
	5723	-41.70	-13	-28.70	-67.16	-51.60	3.50	13.40	H
	7627	-36.69	-13	-23.69	-65.75	-44.10	4.05	11.45	H
									H
									H
	3812	-43.74	-13	-30.74	-65.35	-53.32	2.79	12.38	V
	5723	-40.63	-13	-27.63	-66.32	-50.53	3.50	13.40	V
	7627	-36.02	-13	-23.02	-65.62	-43.43	4.05	11.45	V
									V
									V

Remark: Spurious emissions within 30-1000MHz were found more than 20dB below limit line.



<NON-HAF Antenna>

GPRS 850

GPRS 850									
Channel	Frequency (MHz)	ERP (dBm)	Limit (dBm)	Over Limit (dB)	SPA Reading (dBm)	S.G. Power (dBm)	TX Cable loss (dB)	TX Antenna Gain (dBi)	Polarization (H/V)
Lowest	1672	-38.58	-13	-25.58	-50.73	-44.02	1.85	9.43	H
	2512	-28.04	-13	-15.04	-44.77	-34.42	2.27	10.80	H
	3345	-47.77	-13	-34.77	-66.35	-55.63	2.65	12.66	H
	4184	-43.03	-13	-30.03	-64.69	-50.64	2.94	12.70	H
									H
									H
	1672	-38.55	-13	-25.55	-51.17	-43.99	1.85	9.43	V
	2512	-22.80	-13	-9.80	-39.65	-29.18	2.27	10.80	V
	3344	-46.97	-13	-33.97	-65.95	-54.83	2.65	12.65	V
	4184	-40.37	-13	-27.37	-62.61	-47.98	2.94	12.70	V
									V
									V

Remark: Spurious emissions within 30-1000MHz were found more than 20dB below limit line.



WCDMA 850

WCDMA 850									
Channel	Frequency (MHz)	ERP (dBm)	Limit (dBm)	Over Limit (dB)	SPA Reading (dBm)	S.G. Power (dBm)	TX Cable loss (dB)	TX Antenna Gain (dBi)	Polarization (H/V)
Lowest	1652	-48.07	-13	-35.07	-60.04	-53.40	1.84	9.31	H
	2479	-27.20	-13	-14.20	-43.78	-33.47	2.25	10.67	H
	3305	-48.43	-13	-35.43	-67.11	-55.99	2.63	12.34	H
	4132	-43.62	-13	-30.62	-65.1	-51.26	2.91	12.70	H
									H
									H
	1652	-42.82	-13	-29.82	-55.25	-48.15	1.84	9.31	V
	2479	-20.79	-13	-7.79	-37.6	-27.06	2.25	10.67	V
	3305	-47.43	-13	-34.43	-66.51	-54.99	2.63	12.34	V
	4132	-40.71	-13	-27.71	-62.73	-48.35	2.91	12.70	V
									V
									V

Remark: Spurious emissions within 30-1000MHz were found more than 20dB below limit line.



WCDMA 1700

WCDMA 1700									
Channel	Frequency (MHz)	EIRP (dBm)	Limit (dBm)	Over Limit (dB)	SPA Reading (dBm)	S.G. Power (dBm)	TX Cable loss (dB)	TX Antenna Gain (dBi)	Polarization (H/V)
Middle	3465.2	-46.59	-13	-33.59	-66.4	-56.43	2.70	12.54	H
	5197.8	-42.76	-13	-29.76	-67.34	-52.20	3.34	12.78	H
	6930.4	-37.59	-13	-24.59	-65.9	-45.70	3.89	12.00	H
									H
									H
	3465.2	-46.86	-13	-33.86	-67.06	-56.70	2.70	12.54	V
	5197.8	-41.24	-13	-28.24	-66.31	-50.68	3.34	12.78	V
	6930.4	-37.80	-13	-24.80	-66.2	-45.91	3.89	12.00	V
									V
									V

Remark: Spurious emissions within 30-1000MHz were found more than 20dB below limit line.



GPRS 1900

GPRS 1900									
Channel	Frequency (MHz)	EIRP (dBm)	Limit (dBm)	Over Limit (dB)	SPA Reading (dBm)	S.G. Power (dBm)	TX Cable loss (dB)	TX Antenna Gain (dBi)	Polarization (H/V)
Lowest	3700.4	-45.22	-13	-32.22	-66.09	-54.85	2.77	12.40	H
	5550.6	-41.54	-13	-28.54	-66.58	-51.48	3.46	13.40	H
	7400.8	-36.63	-13	-23.63	-66.15	-43.85	3.98	11.20	H
									H
									H
	3700.4	-44.57	-13	-31.57	-65.85	-54.20	2.77	12.40	V
	5550.6	-41.41	-13	-28.41	-66.51	-51.35	3.46	13.40	V
	7400.8	-35.89	-13	-22.89	-65.89	-43.11	3.98	11.20	V
									V
									V

Remark: Spurious emissions within 30-1000MHz were found more than 20dB below limit line.



WCDMA 1900

WCDMA 1900									
Channel	Frequency (MHz)	EIRP (dBm)	Limit (dBm)	Over Limit (dB)	SPA Reading (dBm)	S.G. Power (dBm)	TX Cable loss (dB)	TX Antenna Gain (dBi)	Polarization (H/V)
Highest	3760	-45.78	-13	-32.78	-66.88	-55.48	2.78	12.48	H
	5640	-41.88	-13	-28.88	-66.89	-51.86	3.48	13.46	H
	7520	-37.58	-13	-24.58	-67	-44.77	4.01	11.20	H
									H
									H
	3760	-45.45	-13	-32.45	-66.93	-55.15	2.78	12.48	V
	5640	-42.06	-13	-29.06	-67.3	-52.04	3.48	13.46	V
	7520	-36.82	-13	-23.82	-66.63	-44.01	4.01	11.20	V
									V
									V

Remark: Spurious emissions within 30-1000MHz were found more than 20dB below limit line.