


## Appendix C. Setup Photographs


### <Radiated Emission>

X Plane with ant. 0 degree for Cellular Band

LF




HF



X Plane with ant. 90 degree for PCS Band and AWS Band

LF



HF



—————THE END—————