


1 Chamber Test Setup Photographs

1.1 Radiated Spurious Emissions: 30MHz - 1GHz Front View at 3 meter




1.2 Radiated Spurious Emissions: 30MHz - 1GHz Rear View at 3 meters



1.3 Radiated Spurious Emissions: 1-18 GHz Front View at 3 meter



1.4 Radiated Spurious Emissions: 1-18 GHz Rear View at 3 meter



1.5 Radiated Spurious Emissions: 1-18 GHz Front View at 1 meter



1.6 Radiated Spurious Emissions: 1-18 GHz Rear View at 1 meter



1.7 Radiated Spurious Emissions: 18-26.5 GHz Front View at 1 meter




1.8 Radiated Spurious Emissions: 18-26.5 GHz Rear View at 1 meter




2 DFS Setup Photographs

2.1 Conducted DFS – P2P, P2MP and Client with Client Detecting Mode



2.2 Conducted DFS –Client with Master Detecting Mode



2.1 Conducted DFS –WGB Mode

