



	VHT160 Beam Forming, M0.3 to M9.3	3	5	-66.0	-68.3	-68.1		-57.6	-41.25	16.3
	VHT160 Beam Forming, M0.3 to M9.3	4	5	-66.0	-68.3	-68.1	-68.4	-56.6	-41.25	15.3
	VHT160 STBC, M0.1 to M9.1	2	5	-66.0	-68.3			-59.0	-41.25	17.7
	VHT160 STBC, M0.1 to M9.1	3	5	-66.0	-68.3	-68.1		-57.6	-41.25	16.3
	VHT160 STBC, M0.1 to M9.1	4	5	-66.0	-68.3	-68.1	-68.4	-56.6	-41.25	15.3
5550	Non HT/VHT40, 6 to 54 Mbps	1	5	-58.8				-53.8	-41.25	12.6
	Non HT/VHT40, 6 to 54 Mbps	2	5	-58.8	-53.4			-47.3	-41.25	6.0
	Non HT/VHT40, 6 to 54 Mbps	3	5	-58.8	-53.4	-52.3		-44.3	-41.25	3.0
	HT/VHT40, M0 to M7	1	5	-61.1				-56.1	-41.25	14.9
	HT/VHT40, M0 to M7	2	5	-61.1	-53.9			-48.1	-41.25	6.9
	HT/VHT40, M8 to M15	2	5	-61.1	-53.9			-48.1	-41.25	6.9
	HT/VHT40, M0 to M7	3	5	-61.1	-53.9	-52.8		-45.0	-41.25	3.7
	HT/VHT40, M8 to M15	3	5	-61.1	-53.9	-52.8		-45.0	-41.25	3.7
	HT/VHT40, M16 to M23	3	5	-61.1	-53.9	-52.8		-45.0	-41.25	3.7
	HT/VHT40, M8 to M15	4	5	-61.1	-53.9	-52.8	-52.4	-43.0	-41.25	1.7
	HT/VHT40, M16 to M23	4	5	-61.1	-53.9	-52.8	-52.4	-43.0	-41.25	1.7
	HT/VHT40 Beam Forming, M0 to M7	2	8	-61.1	-53.9			-45.1	-41.25	3.9
	HT/VHT40 Beam Forming, M8 to M15	2	5	-61.1	-53.9			-48.1	-41.25	6.9
	HT/VHT40 Beam Forming, M8 to M15	3	7	-61.1	-53.9	-52.8		-43.2	-41.25	1.9
	HT/VHT40 Beam Forming, M16 to M23	3	5	-61.1	-53.9	-52.8		-45.0	-41.25	3.7
	HT/VHT40 Beam Forming, M16 to M23	4	6	-61.1	-53.9	-52.8	-52.4	-41.8	-41.25	0.5
	HT/VHT40 STBC, M0 to M7	2	5	-61.1	-53.9			-48.1	-41.25	6.9
	HT/VHT40 STBC, M0 to M7	3	5	-61.1	-53.9	-52.8		-45.0	-41.25	3.7
	HT/VHT40 STBC, M0 to M7	4	5	-61.1	-53.9	-52.8	-52.4	-43.0	-41.25	1.7
5560	Non HT/VHT20, 6 to 54 Mbps	1	5	-59.2				-54.2	-41.25	13.0
	Non HT/VHT20, 6 to 54 Mbps	2	5	-59.2	-54.0			-47.9	-41.25	6.6
	Non HT/VHT20 Beam Forming, 6 to 54 Mbps	2	8	-59.2	-54.0			-44.9	-41.25	3.6
	HT/VHT20, M0 to M7	1	5	-59.6				-54.6	-41.25	13.4
	HT/VHT20, M0 to M7	2	5	-59.6	-54.0			-47.9	-41.25	6.7
	HT/VHT20, M8 to M15	2	5	-59.6	-54.0			-47.9	-41.25	6.7
	HT/VHT20, M8 to M15	3	5	-59.6	-54.0	-53.6		-45.2	-41.25	4.0
	HT/VHT20, M16 to M23	3	5	-59.6	-54.0	-53.6		-45.2	-41.25	4.0
	HT/VHT20, M16 to M23	4	5	-59.6	-54.0	-53.6	-52.9	-43.4	-41.25	2.1
	HT/VHT20 Beam Forming, M0 to M7	2	8	-59.6	-54.0			-44.9	-41.25	3.7
	HT/VHT20 Beam Forming, M8 to M15	2	5	-59.6	-54.0			-47.9	-41.25	6.7
	HT/VHT20 Beam Forming, M8 to M15	3	7	-59.6	-54.0	-53.6		-43.4	-41.25	2.2
	HT/VHT20 Beam Forming, M16 to M23	3	5	-59.6	-54.0	-53.6		-45.2	-41.25	4.0
	HT/VHT20 Beam Forming, M16 to M23	4	6	-59.6	-54.0	-53.6	-52.9	-42.2	-41.25	0.9
	HT/VHT20 STBC, M0 to M7	2	5	-59.6	-54.0			-47.9	-41.25	6.7



	HT/VHT20 STBC, M0 to M7	3	5	-59.6	-54.0	-53.6		-45.2	-41.25	4.0
5660	Non HT/VHT20, 6 to 54 Mbps	1	5	-63.1				-58.1	-41.25	16.9
	Non HT/VHT20, 6 to 54 Mbps	2	5	-63.1	-65.8			-56.2	-41.25	15.0
	Non HT/VHT20 Beam Forming, 6 to 54 Mbps	2	8	-63.1	-65.8			-53.2	-41.25	12.0
	HT/VHT20, M0 to M7	1	5	-63.8				-58.8	-41.25	17.6
	HT/VHT20, M0 to M7	2	5	-63.8	-66.2			-56.8	-41.25	15.6
	HT/VHT20, M8 to M15	2	5	-63.8	-66.2			-56.8	-41.25	15.6
	HT/VHT20, M8 to M15	3	5	-63.8	-66.2	-54.1		-48.4	-41.25	7.2
	HT/VHT20, M16 to M23	3	5	-63.8	-66.2	-54.1		-48.4	-41.25	7.2
	HT/VHT20, M16 to M23	4	5	-63.8	-66.2	-54.1	-66.5	-48.2	-41.25	7.0
	HT/VHT20 Beam Forming, M0 to M7	2	8	-63.8	-66.2			-53.8	-41.25	12.6
	HT/VHT20 Beam Forming, M8 to M15	2	5	-63.8	-66.2			-56.8	-41.25	15.6
	HT/VHT20 Beam Forming, M8 to M15	3	7	-63.8	-66.2	-54.1		-46.6	-41.25	5.4
	HT/VHT20 Beam Forming, M16 to M23	3	5	-63.8	-66.2	-54.1		-48.4	-41.25	7.2
	HT/VHT20 Beam Forming, M16 to M23	4	6	-63.8	-66.2	-54.1	-66.5	-47.0	-41.25	5.8
	HT/VHT20 STBC, M0 to M7	2	5	-63.8	-66.2			-56.8	-41.25	15.6
	HT/VHT20 STBC, M0 to M7	3	5	-63.8	-66.2	-54.1		-48.4	-41.25	7.2
5670	Non HT/VHT40, 6 to 54 Mbps	1	5	-65.3				-60.3	-41.25	19.1
	Non HT/VHT40, 6 to 54 Mbps	2	5	-65.3	-65.4			-57.3	-41.25	16.1
	Non HT/VHT40, 6 to 54 Mbps	3	5	-65.3	-65.4	-53.7		-48.1	-41.25	6.9
	HT/VHT40, M0 to M7	1	5	-67.0				-62.0	-41.25	20.8
	HT/VHT40, M0 to M7	2	5	-67.0	-67.9			-59.4	-41.25	18.2
	HT/VHT40, M8 to M15	2	5	-67.0	-67.9			-59.4	-41.25	18.2
	HT/VHT40, M0 to M7	3	5	-67.0	-67.9	-54.4		-49.0	-41.25	7.7
	HT/VHT40, M8 to M15	3	5	-67.0	-67.9	-54.4		-49.0	-41.25	7.7
	HT/VHT40, M16 to M23	3	5	-67.0	-67.9	-54.4		-49.0	-41.25	7.7
	HT/VHT40, M8 to M15	4	5	-67.0	-67.9	-54.4	-53.2	-45.6	-41.25	4.3
	HT/VHT40, M16 to M23	4	5	-67.0	-67.9	-54.4	-53.2	-45.6	-41.25	4.3
	HT/VHT40 Beam Forming, M0 to M7	2	8	-67.0	-67.9			-56.4	-41.25	15.2
	HT/VHT40 Beam Forming, M8 to M15	2	5	-67.0	-67.9			-59.4	-41.25	18.2
	HT/VHT40 Beam Forming, M8 to M15	3	7	-67.0	-67.9	-54.4		-47.2	-41.25	5.9
	HT/VHT40 Beam Forming, M16 to M23	3	5	-67.0	-67.9	-54.4		-49.0	-41.25	7.7
	HT/VHT40 Beam Forming, M16 to M23	4	6	-67.0	-67.9	-54.4	-53.2	-44.4	-41.25	3.1
	HT/VHT40 STBC, M0 to M7	2	5	-67.0	-67.9			-59.4	-41.25	18.2
	HT/VHT40 STBC, M0 to M7	3	5	-67.0	-67.9	-54.4		-49.0	-41.25	7.7
	HT/VHT40 STBC, M0 to M7	4	5	-67.0	-67.9	-54.4	-53.2	-45.6	-41.25	4.3



5690	Non HT/VHT80, 6 to 54 Mbps	1	5	-68.1				-63.1	-41.25	21.9
	Non HT/VHT80, 6 to 54 Mbps	2	5	-68.1	-68.6			-60.3	-41.25	19.1
	Non HT/VHT80, 6 to 54 Mbps	3	5	-68.1	-68.6	-68.7		-58.7	-41.25	17.4
	Non HT/VHT80, 6 to 54 Mbps	4	5	-68.1	-68.6	-68.7	-68.5	-57.4	-41.25	16.2
	HT/VHT80, M0 to M7	1	5	-68.2				-63.2	-41.25	22.0
	HT/VHT80, M0 to M7	2	5	-68.2	-68.7			-60.4	-41.25	19.2
	HT/VHT80, M8 to M15	2	5	-68.2	-68.7			-60.4	-41.25	19.2
	HT/VHT80, M0 to M7	3	5	-68.2	-68.7	-54.4		-49.1	-41.25	7.8
	HT/VHT80, M8 to M15	3	5	-68.2	-68.7	-54.4		-49.1	-41.25	7.8
	HT/VHT80, M16 to M23	3	5	-68.2	-68.7	-54.4		-49.1	-41.25	7.8
	HT/VHT80, M0 to M7	4	5	-68.2	-68.7	-54.4	-53.2	-45.6	-41.25	4.4
	HT/VHT80, M8 to M15	4	5	-68.2	-68.7	-54.4	-53.2	-45.6	-41.25	4.4
	HT/VHT80, M16 to M23	4	5	-68.2	-68.7	-54.4	-53.2	-45.6	-41.25	4.4
	HT/VHT80 Beam Forming, M0 to M7	2	5	-68.2	-68.7			-60.4	-41.25	19.2
	HT/VHT80 Beam Forming, M8 to M15	2	5	-68.2	-68.7			-60.4	-41.25	19.2
	HT/VHT80 Beam Forming, M8 to M15	3	5	-68.2	-68.7	-54.4		-49.1	-41.25	7.8
	HT/VHT80 Beam Forming, M16 to M23	3	5	-68.2	-68.7	-54.4		-49.1	-41.25	7.8
	HT/VHT80 Beam Forming, M16 to M23	4	5	-68.2	-68.7	-54.4	-53.2	-45.6	-41.25	4.4
	HT/VHT80 STBC, M0 to M7	2	5	-68.2	-68.7			-60.4	-41.25	19.2
	HT/VHT80 STBC, M0 to M7	3	5	-68.2	-68.7	-54.4		-49.1	-41.25	7.8
	HT/VHT80 STBC, M0 to M7	4	5	-68.2	-68.7	-54.4	-53.2	-45.6	-41.25	4.4
5700	Non HT/VHT20, 6 to 54 Mbps	1	5	-67.9				-62.9	-41.25	21.7
	Non HT/VHT20, 6 to 54 Mbps	2	5	-67.9	-66.7			-59.2	-41.25	18.0
	Non HT/VHT20 Beam Forming, 6 to 54 Mbps	2	8	-67.9	-66.7			-56.2	-41.25	15.0
	HT/VHT20, M0 to M7	1	5	-67.9				-62.9	-41.25	21.7
	HT/VHT20, M0 to M7	2	5	-67.9	-66.6			-59.2	-41.25	17.9
	HT/VHT20, M8 to M15	2	5	-67.9	-66.6			-59.2	-41.25	17.9
	HT/VHT20, M8 to M15	3	5	-67.9	-66.6	-68.0		-57.7	-41.25	16.4
	HT/VHT20, M16 to M23	3	5	-67.9	-66.6	-68.0		-57.7	-41.25	16.4
	HT/VHT20, M16 to M23	4	5	-67.9	-66.6	-68.0	-67.0	-56.3	-41.25	15.1
	HT/VHT20 Beam Forming, M0 to M7	2	8	-67.9	-66.6			-56.2	-41.25	14.9
	HT/VHT20 Beam Forming, M8 to M15	2	5	-67.9	-66.6			-59.2	-41.25	17.9
	HT/VHT20 Beam Forming, M8 to M15	3	7	-67.9	-66.6	-68.0		-55.9	-41.25	14.6
	HT/VHT20 Beam Forming, M16 to M23	3	5	-67.9	-66.6	-68.0		-57.7	-41.25	16.4
	HT/VHT20 Beam Forming, M16 to M23	4	6	-67.9	-66.6	-68.0	-67.0	-55.1	-41.25	13.9
	HT/VHT20 STBC, M0 to M7	2	5	-67.9	-66.6			-59.2	-41.25	17.9
	HT/VHT20 STBC, M0 to M7	3	5	-67.9	-66.6	-68.0		-57.7	-41.25	16.4



5710	Non HT/VHT40, 6 to 54 Mbps	1	5	-68.0				-63.0	-41.25	21.8
	Non HT/VHT40, 6 to 54 Mbps	2	5	-68.0	-66.9			-59.4	-41.25	18.2
	Non HT/VHT40, 6 to 54 Mbps	3	5	-68.0	-66.9	-67.9		-57.8	-41.25	16.5
	HT/VHT40, M0 to M7	1	5	-68.1				-63.1	-41.25	21.9
	HT/VHT40, M0 to M7	2	5	-68.1	-67.5			-59.8	-41.25	18.5
	HT/VHT40, M8 to M15	2	5	-68.1	-67.5			-59.8	-41.25	18.5
	HT/VHT40, M0 to M7	3	5	-68.1	-67.5	-67.8		-58.0	-41.25	16.8
	HT/VHT40, M8 to M15	3	5	-68.1	-67.5	-67.8		-58.0	-41.25	16.8
	HT/VHT40, M16 to M23	3	5	-68.1	-67.5	-67.8		-58.0	-41.25	16.8
	HT/VHT40, M8 to M15	4	5	-68.1	-67.5	-67.8	-53.3	-47.9	-41.25	6.6
	HT/VHT40, M16 to M23	4	5	-68.1	-67.5	-67.8	-53.3	-47.9	-41.25	6.6
	HT/VHT40 Beam Forming, M0 to M7	2	8	-68.1	-67.5			-56.8	-41.25	15.5
	HT/VHT40 Beam Forming, M8 to M15	2	5	-68.1	-67.5			-59.8	-41.25	18.5
	HT/VHT40 Beam Forming, M8 to M15	3	7	-68.1	-67.5	-67.8		-56.2	-41.25	15.0
	HT/VHT40 Beam Forming, M16 to M23	3	5	-68.1	-67.5	-67.8		-58.0	-41.25	16.8
	HT/VHT40 Beam Forming, M16 to M23	4	6	-68.1	-67.5	-67.8	-53.3	-46.7	-41.25	5.4
	HT/VHT40 STBC, M0 to M7	2	5	-68.1	-67.5			-59.8	-41.25	18.5
	HT/VHT40 STBC, M0 to M7	3	5	-68.1	-67.5	-67.8		-58.0	-41.25	16.8
	HT/VHT40 STBC, M0 to M7	4	5	-68.1	-67.5	-67.8	-53.3	-47.9	-41.25	6.6
5720	Non HT/VHT20, 6 to 54 Mbps	1	5	-67.1				-62.1	-41.25	20.9
	Non HT/VHT20, 6 to 54 Mbps	2	5	-67.1	-66.3			-58.7	-41.25	17.4
	Non HT/VHT20 Beam Forming, 6 to 54 Mbps	2	8	-67.1	-66.3			-55.7	-41.25	14.4
	HT/VHT20, M0 to M7	1	5	-67.2				-62.2	-41.25	21.0
	HT/VHT20, M0 to M7	2	5	-67.2	-66.6			-58.9	-41.25	17.6
	HT/VHT20, M8 to M15	2	5	-67.2	-66.6			-58.9	-41.25	17.6
	HT/VHT20, M8 to M15	3	5	-67.2	-66.6	-67.5		-57.3	-41.25	16.1
	HT/VHT20, M16 to M23	3	5	-67.2	-66.6	-67.5		-57.3	-41.25	16.1
	HT/VHT20, M16 to M23	4	5	-67.2	-66.6	-67.5	-66.4	-55.9	-41.25	14.6
	HT/VHT20 Beam Forming, M0 to M7	2	8	-67.2	-66.6			-55.9	-41.25	14.6
	HT/VHT20 Beam Forming, M8 to M15	2	5	-67.2	-66.6			-58.9	-41.25	17.6
	HT/VHT20 Beam Forming, M8 to M15	3	7	-67.2	-66.6	-67.5		-55.5	-41.25	14.3
	HT/VHT20 Beam Forming, M16 to M23	3	5	-67.2	-66.6	-67.5		-57.3	-41.25	16.1
	HT/VHT20 Beam Forming, M16 to M23	4	6	-67.2	-66.6	-67.5	-66.4	-54.7	-41.25	13.4
	HT/VHT20 STBC, M0 to M7	2	5	-67.2	-66.6			-58.9	-41.25	17.6
	HT/VHT20 STBC, M0 to M7	3	5	-67.2	-66.6	-67.5		-57.3	-41.25	16.1



Frequency (MHz)	Mode	Tx Paths	Correlated Antenna Gain (dBi)	Tx 1 Spur Power (dBm)	Tx 2 Spur Power (dBm)	Tx 3 Spur Power (dBm)	Tx 4 Spur Power (dBm)	Total Conducted Spur (dBm)	Limit (dBm)	Margin (dB)
5500	Non HT/VHT20, 6 to 54 Mbps	1	5	-42.4				-37.4	-21.25	16.2
	Non HT/VHT20, 6 to 54 Mbps	2	5	-42.4	-43.6			-34.9	-21.25	13.7
	Non HT/VHT20 Beam Forming, 6 to 54 Mbps	2	8	-42.4	-43.6			-31.9	-21.25	10.7
	HT/VHT20, M0 to M7	1	5	-42.2				-37.2	-21.25	16.0
	HT/VHT20, M0 to M7	2	5	-42.2	-43.0			-34.6	-21.25	13.3
	HT/VHT20, M8 to M15	2	5	-42.2	-43.0			-34.6	-21.25	13.3
	HT/VHT20, M8 to M15	3	5	-42.2	-43.0	-42.6		-32.8	-21.25	11.6
	HT/VHT20, M16 to M23	3	5	-42.2	-43.0	-42.6		-32.8	-21.25	11.6
	HT/VHT20, M16 to M23	4	5	-42.2	-43.0	-42.6	-41.9	-31.4	-21.25	10.1
	HT/VHT20 Beam Forming, M0 to M7	2	8	-42.2	-43.0			-31.6	-21.25	10.3
	HT/VHT20 Beam Forming, M8 to M15	2	5	-42.2	-43.0			-34.6	-21.25	13.3
	HT/VHT20 Beam Forming, M8 to M15	3	7	-42.2	-43.0	-42.6		-31.0	-21.25	9.8
	HT/VHT20 Beam Forming, M16 to M23	3	5	-42.2	-43.0	-42.6		-32.8	-21.25	11.6
	HT/VHT20 Beam Forming, M16 to M23	4	6	-42.2	-43.0	-42.6	-41.9	-30.2	-21.25	8.9
	HT/VHT20 STBC, M0 to M7	2	5	-42.2	-43.0			-34.6	-21.25	13.3
	HT/VHT20 STBC, M0 to M7	3	5	-42.2	-43.0	-42.6		-32.8	-21.25	11.6
5510	Non HT/VHT40, 6 to 54 Mbps	1	5	-42.4				-37.4	-21.25	16.2
	Non HT/VHT40, 6 to 54 Mbps	2	5	-42.4	-43.2			-34.8	-21.25	13.5
	Non HT/VHT40, 6 to 54 Mbps	3	5	-42.4	-43.2	-44.0		-33.4	-21.25	12.1
	HT/VHT40, M0 to M7	1	5	-43.2				-38.2	-21.25	17.0
	HT/VHT40, M0 to M7	2	5	-43.2	-43.3			-35.2	-21.25	14.0
	HT/VHT40, M8 to M15	2	5	-43.2	-43.3			-35.2	-21.25	14.0
	HT/VHT40, M0 to M7	3	5	-43.2	-43.3	-42.6		-33.3	-21.25	12.0
	HT/VHT40, M8 to M15	3	5	-43.2	-43.3	-42.6		-33.3	-21.25	12.0
	HT/VHT40, M16 to M23	3	5	-43.2	-43.3	-42.6		-33.3	-21.25	12.0
	HT/VHT40, M8 to M15	4	5	-43.2	-43.3	-42.6	-41.8	-31.7	-21.25	10.4
	HT/VHT40, M16 to M23	4	5	-43.2	-43.3	-42.6	-41.8	-31.7	-21.25	10.4
	HT/VHT40 Beam Forming, M0 to M7	2	8	-43.2	-43.3			-32.2	-21.25	11.0
	HT/VHT40 Beam Forming, M8 to M15	2	5	-43.2	-43.3			-35.2	-21.25	14.0
	HT/VHT40 Beam Forming, M8 to M15	3	7	-43.2	-43.3	-42.6		-31.5	-21.25	10.2
	HT/VHT40 Beam Forming, M16 to M23	3	5	-43.2	-43.3	-42.6		-33.3	-21.25	12.0
	HT/VHT40 Beam Forming, M16 to M23	4	6	-43.2	-43.3	-42.6	-41.8	-30.5	-21.25	9.2
	HT/VHT40 STBC, M0 to M7	2	5	-43.2	-43.3			-35.2	-21.25	14.0



	HT/VHT40 STBC, M0 to M7	3	5	-43.2	-43.3	-42.6		-33.3	-21.25	12.0
	HT/VHT40 STBC, M0 to M7	4	5	-43.2	-43.3	-42.6	-41.8	-31.7	-21.25	10.4
5530	Non HT/VHT80, 6 to 54 Mbps	1	5	-39.6				-34.6	-21.25	13.4
	Non HT/VHT80, 6 to 54 Mbps	2	5	-39.6	-39.0			-31.3	-21.25	10.0
	Non HT/VHT80, 6 to 54 Mbps	3	5	-39.6	-39.0	-38.8		-29.3	-21.25	8.1
	Non HT/VHT80, 6 to 54 Mbps	4	5	-39.6	-39.0	-38.8	-39.6	-28.2	-21.25	7.0
	HT/VHT80, M0 to M7	1	5	-43.2				-38.2	-21.25	17.0
	HT/VHT80, M0 to M7	2	5	-43.2	-42.2			-34.7	-21.25	13.4
	HT/VHT80, M8 to M15	2	5	-43.2	-42.2			-34.7	-21.25	13.4
	HT/VHT80, M0 to M7	3	5	-43.2	-42.2	-42.9		-33.0	-21.25	11.7
	HT/VHT80, M8 to M15	3	5	-43.2	-42.2	-42.9		-33.0	-21.25	11.7
	HT/VHT80, M16 to M23	3	5	-43.2	-42.2	-42.9		-33.0	-21.25	11.7
	HT/VHT80, M0 to M7	4	5	-43.2	-42.2	-42.9	-42.8	-31.7	-21.25	10.5
	HT/VHT80, M8 to M15	4	5	-43.2	-42.2	-42.9	-42.8	-31.7	-21.25	10.5
	HT/VHT80, M16 to M23	4	5	-43.2	-42.2	-42.9	-42.8	-31.7	-21.25	10.5
	HT/VHT80 Beam Forming, M0 to M7	2	5	-43.2	-42.2			-34.7	-21.25	13.4
	HT/VHT80 Beam Forming, M8 to M15	2	5	-43.2	-42.2			-34.7	-21.25	13.4
	HT/VHT80 Beam Forming, M8 to M15	3	5	-43.2	-42.2	-42.9		-33.0	-21.25	11.7
	HT/VHT80 Beam Forming, M16 to M23	3	5	-43.2	-42.2	-42.9		-33.0	-21.25	11.7
	HT/VHT80 Beam Forming, M16 to M23	4	5	-43.2	-42.2	-42.9	-42.8	-31.7	-21.25	10.5
	HT/VHT80 STBC, M0 to M7	2	5	-43.2	-42.2			-34.7	-21.25	13.4
	HT/VHT80 STBC, M0 to M7	3	5	-43.2	-42.2	-42.9		-33.0	-21.25	11.7
	HT/VHT80 STBC, M0 to M7	4	5	-43.2	-42.2	-42.9	-42.8	-31.7	-21.25	10.5
5570	Non HT160, 6 to 54 Mbps	1	5	-36.5				-31.5	-21.25	10.3
	Non HT160, 6 to 54 Mbps	2	5	-36.5	-37.4			-28.9	-21.25	7.7
	Non HT160, 6 to 54 Mbps	3	5	-36.5	-37.4	-36.8		-27.1	-21.25	5.9
	<b>Non HT160, 6 to 54 Mbps</b>	<b>4</b>	<b>5</b>	<b>-36.5</b>	<b>-37.4</b>	<b>-36.8</b>	<b>-33.6</b>	<b>-24.8</b>	<b>-21.25</b>	<b>3.5</b>
	VHT160, M0.1 to M9.1	1	5	-41.7				-36.7	-21.25	15.5
	VHT160, M0.1 to M9.1	2	5	-41.7	-37.7			-31.2	-21.25	10.0
	VHT160, M0.2 to M9.2	2	5	-41.7	-37.7			-31.2	-21.25	10.0
	VHT160, M0.1 to M9.1	3	5	-41.7	-37.7	-38.7		-29.3	-21.25	8.0
	VHT160, M0.2 to M9.2	3	5	-41.7	-37.7	-38.7		-29.3	-21.25	8.0
	VHT160, M0.3 to M9.3	3	5	-41.7	-37.7	-38.7		-29.3	-21.25	8.0
	VHT160, M0.1 to M9.1	4	5	-41.7	-37.7	-38.7	-39.4	-28.1	-21.25	6.9
	VHT160, M0.2 to M9.2	4	5	-41.7	-37.7	-38.7	-39.4	-28.1	-21.25	6.9
	VHT160, M0.3 to M9.3	4	5	-41.7	-37.7	-38.7	-39.4	-28.1	-21.25	6.9
	VHT160 Beam Forming, M0.1 to M9.1	2	5	-41.7	-37.7			-31.2	-21.25	10.0
	VHT160 Beam Forming, M0.2 to M9.2	2	5	-41.7	-37.7			-31.2	-21.25	10.0
	VHT160 Beam Forming, M0.2 to M9.2	3	5	-41.7	-37.7	-38.7		-29.3	-21.25	8.0



	VHT160 Beam Forming, M0.3 to M9.3	3	5	-41.7	-37.7	-38.7		-29.3	-21.25	8.0
	VHT160 Beam Forming, M0.3 to M9.3	4	5	-41.7	-37.7	-38.7	-39.4	-28.1	-21.25	6.9
	VHT160 STBC, M0.1 to M9.1	2	5	-41.7	-37.7			-31.2	-21.25	10.0
	VHT160 STBC, M0.1 to M9.1	3	5	-41.7	-37.7	-38.7		-29.3	-21.25	8.0
	VHT160 STBC, M0.1 to M9.1	4	5	-41.7	-37.7	-38.7	-39.4	-28.1	-21.25	6.9
5550	Non HT/VHT40, 6 to 54 Mbps	1	5	-42.8				-37.8	-21.25	16.6
	Non HT/VHT40, 6 to 54 Mbps	2	5	-42.8	-42.8			-34.8	-21.25	13.5
	Non HT/VHT40, 6 to 54 Mbps	3	5	-42.8	-42.8	-43.6		-33.3	-21.25	12.0
	HT/VHT40, M0 to M7	1	5	-42.8				-37.8	-21.25	16.6
	HT/VHT40, M0 to M7	2	5	-42.8	-44.8			-35.7	-21.25	14.4
	HT/VHT40, M8 to M15	2	5	-42.8	-44.8			-35.7	-21.25	14.4
	HT/VHT40, M0 to M7	3	5	-42.8	-44.8	-44.6		-34.2	-21.25	12.9
	HT/VHT40, M8 to M15	3	5	-42.8	-44.8	-44.6		-34.2	-21.25	12.9
	HT/VHT40, M16 to M23	3	5	-42.8	-44.8	-44.6		-34.2	-21.25	12.9
	HT/VHT40, M8 to M15	4	5	-42.8	-44.8	-44.6	-42.0	-32.4	-21.25	11.1
	HT/VHT40, M16 to M23	4	5	-42.8	-44.8	-44.6	-42.0	-32.4	-21.25	11.1
	HT/VHT40 Beam Forming, M0 to M7	2	8	-42.8	-44.8			-32.7	-21.25	11.4
	HT/VHT40 Beam Forming, M8 to M15	2	5	-42.8	-44.8			-35.7	-21.25	14.4
	HT/VHT40 Beam Forming, M8 to M15	3	7	-42.8	-44.8	-44.6		-32.4	-21.25	11.1
	HT/VHT40 Beam Forming, M16 to M23	3	5	-42.8	-44.8	-44.6		-34.2	-21.25	12.9
	HT/VHT40 Beam Forming, M16 to M23	4	6	-42.8	-44.8	-44.6	-42.0	-31.2	-21.25	9.9
	HT/VHT40 STBC, M0 to M7	2	5	-42.8	-44.8			-35.7	-21.25	14.4
	HT/VHT40 STBC, M0 to M7	3	5	-42.8	-44.8	-44.6		-34.2	-21.25	12.9
	HT/VHT40 STBC, M0 to M7	4	5	-42.8	-44.8	-44.6	-42.0	-32.4	-21.25	11.1
5560	Non HT/VHT20, 6 to 54 Mbps	1	5	-43.6				-38.6	-21.25	17.4
	Non HT/VHT20, 6 to 54 Mbps	2	5	-43.6	-43.7			-35.6	-21.25	14.4
	Non HT/VHT20 Beam Forming, 6 to 54 Mbps	2	8	-43.6	-43.7			-32.6	-21.25	11.4
	HT/VHT20, M0 to M7	1	5	-43.3				-38.3	-21.25	17.1
	HT/VHT20, M0 to M7	2	5	-43.3	-43.6			-35.4	-21.25	14.2
	HT/VHT20, M8 to M15	2	5	-43.3	-43.6			-35.4	-21.25	14.2
	HT/VHT20, M8 to M15	3	5	-43.3	-43.6	-42.5		-33.3	-21.25	12.1
	HT/VHT20, M16 to M23	3	5	-43.3	-43.6	-42.5		-33.3	-21.25	12.1
	HT/VHT20, M16 to M23	4	5	-43.3	-43.6	-42.5	-43.0	-32.1	-21.25	10.8
	HT/VHT20 Beam Forming, M0 to M7	2	8	-43.3	-43.6			-32.4	-21.25	11.2
	HT/VHT20 Beam Forming, M8 to M15	2	5	-43.3	-43.6			-35.4	-21.25	14.2
	HT/VHT20 Beam Forming, M8 to M15	3	7	-43.3	-43.6	-42.5		-31.5	-21.25	10.3
	HT/VHT20 Beam Forming, M16 to M23	3	5	-43.3	-43.6	-42.5		-33.3	-21.25	12.1
	HT/VHT20 Beam Forming, M16 to M23	4	6	-43.3	-43.6	-42.5	-43.0	-30.9	-21.25	9.6
	HT/VHT20 STBC, M0 to M7	2	5	-43.3	-43.6			-35.4	-21.25	14.2





	HT/VHT20 STBC, M0 to M7	3	5	-43.3	-43.6	-42.5		-33.3	-21.25	12.1
5660	Non HT/VHT20, 6 to 54 Mbps	1	5	-44.4				-39.4	-21.25	18.2
	Non HT/VHT20, 6 to 54 Mbps	2	5	-44.4	-46.5			-37.3	-21.25	16.1
	Non HT/VHT20 Beam Forming, 6 to 54 Mbps	2	8	-44.4	-46.5			-34.3	-21.25	13.1
	HT/VHT20, M0 to M7	1	5	-42.7				-37.7	-21.25	16.5
	HT/VHT20, M0 to M7	2	5	-42.7	-45.2			-35.8	-21.25	14.5
	HT/VHT20, M8 to M15	2	5	-42.7	-45.2			-35.8	-21.25	14.5
	HT/VHT20, M8 to M15	3	5	-42.7	-45.2	-46.4		-34.7	-21.25	13.5
	HT/VHT20, M16 to M23	3	5	-42.7	-45.2	-46.4		-34.7	-21.25	13.5
	HT/VHT20, M16 to M23	4	5	-42.7	-45.2	-46.4	-41.7	-32.6	-21.25	11.3
	HT/VHT20 Beam Forming, M0 to M7	2	8	-42.7	-45.2			-32.8	-21.25	11.5
	HT/VHT20 Beam Forming, M8 to M15	2	5	-42.7	-45.2			-35.8	-21.25	14.5
	HT/VHT20 Beam Forming, M8 to M15	3	7	-42.7	-45.2	-46.4		-32.9	-21.25	11.7
	HT/VHT20 Beam Forming, M16 to M23	3	5	-42.7	-45.2	-46.4		-34.7	-21.25	13.5
	HT/VHT20 Beam Forming, M16 to M23	4	6	-42.7	-45.2	-46.4	-41.7	-31.4	-21.25	10.1
	HT/VHT20 STBC, M0 to M7	2	5	-42.7	-45.2			-35.8	-21.25	14.5
	HT/VHT20 STBC, M0 to M7	3	5	-42.7	-45.2	-46.4		-34.7	-21.25	13.5
5670	Non HT/VHT40, 6 to 54 Mbps	1	5	-45.6				-40.6	-21.25	19.4
	Non HT/VHT40, 6 to 54 Mbps	2	5	-45.6	-44.0			-36.7	-21.25	15.5
	Non HT/VHT40, 6 to 54 Mbps	3	5	-45.6	-44.0	-43.6		-34.5	-21.25	13.3
	HT/VHT40, M0 to M7	1	5	-45.2				-40.2	-21.25	19.0
	HT/VHT40, M0 to M7	2	5	-45.2	-44.3			-36.7	-21.25	15.5
	HT/VHT40, M8 to M15	2	5	-45.2	-44.3			-36.7	-21.25	15.5
	HT/VHT40, M0 to M7	3	5	-45.2	-44.3	-45.5		-35.2	-21.25	13.9
	HT/VHT40, M8 to M15	3	5	-45.2	-44.3	-45.5		-35.2	-21.25	13.9
	HT/VHT40, M16 to M23	3	5	-45.2	-44.3	-45.5		-35.2	-21.25	13.9
	HT/VHT40, M8 to M15	4	5	-45.2	-44.3	-45.5	-43.3	-33.5	-21.25	12.2
	HT/VHT40, M16 to M23	4	5	-45.2	-44.3	-45.5	-43.3	-33.5	-21.25	12.2
	HT/VHT40 Beam Forming, M0 to M7	2	8	-45.2	-44.3			-33.7	-21.25	12.5
	HT/VHT40 Beam Forming, M8 to M15	2	5	-45.2	-44.3			-36.7	-21.25	15.5
	HT/VHT40 Beam Forming, M8 to M15	3	7	-45.2	-44.3	-45.5		-33.4	-21.25	12.1
	HT/VHT40 Beam Forming, M16 to M23	3	5	-45.2	-44.3	-45.5		-35.2	-21.25	13.9
	HT/VHT40 Beam Forming, M16 to M23	4	6	-45.2	-44.3	-45.5	-43.3	-32.3	-21.25	11.0
	HT/VHT40 STBC, M0 to M7	2	5	-45.2	-44.3			-36.7	-21.25	15.5
	HT/VHT40 STBC, M0 to M7	3	5	-45.2	-44.3	-45.5		-35.2	-21.25	13.9
	HT/VHT40 STBC, M0 to M7	4	5	-45.2	-44.3	-45.5	-43.3	-33.5	-21.25	12.2





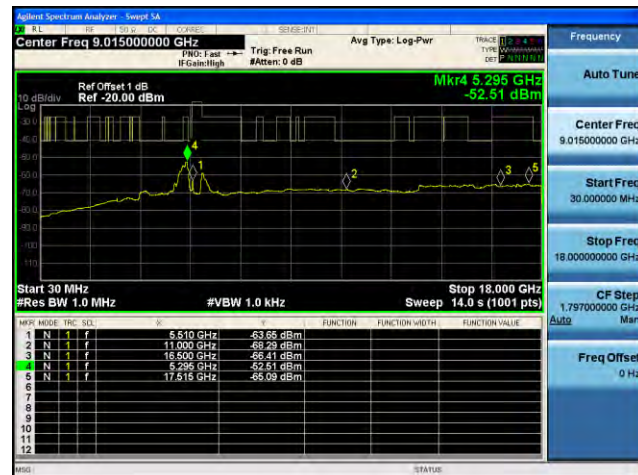
5690	Non HT/VHT80, 6 to 54 Mbps	1	5	-40.2				-35.2	-21.25	14.0
	Non HT/VHT80, 6 to 54 Mbps	2	5	-40.2	-40.4			-32.3	-21.25	11.0
	Non HT/VHT80, 6 to 54 Mbps	3	5	-40.2	-40.4	-41.6		-30.9	-21.25	9.7
	Non HT/VHT80, 6 to 54 Mbps	4	5	-40.2	-40.4	-41.6	-40.3	-29.6	-21.25	8.3
	HT/VHT80, M0 to M7	1	5	-44.7				-39.7	-21.25	18.5
	HT/VHT80, M0 to M7	2	5	-44.7	-44.5			-36.6	-21.25	15.3
	HT/VHT80, M8 to M15	2	5	-44.7	-44.5			-36.6	-21.25	15.3
	HT/VHT80, M0 to M7	3	5	-44.7	-44.5	-45.0		-35.0	-21.25	13.7
	HT/VHT80, M8 to M15	3	5	-44.7	-44.5	-45.0		-35.0	-21.25	13.7
	HT/VHT80, M16 to M23	3	5	-44.7	-44.5	-45.0		-35.0	-21.25	13.7
	HT/VHT80, M0 to M7	4	5	-44.7	-44.5	-45.0	-44.3	-33.6	-21.25	12.3
	HT/VHT80, M8 to M15	4	5	-44.7	-44.5	-45.0	-44.3	-33.6	-21.25	12.3
	HT/VHT80, M16 to M23	4	5	-44.7	-44.5	-45.0	-44.3	-33.6	-21.25	12.3
	HT/VHT80 Beam Forming, M0 to M7	2	5	-44.7	-44.5			-36.6	-21.25	15.3
	HT/VHT80 Beam Forming, M8 to M15	2	5	-44.7	-44.5			-36.6	-21.25	15.3
	HT/VHT80 Beam Forming, M8 to M15	3	5	-44.7	-44.5	-45.0		-35.0	-21.25	13.7
	HT/VHT80 Beam Forming, M16 to M23	3	5	-44.7	-44.5	-45.0		-35.0	-21.25	13.7
	HT/VHT80 Beam Forming, M16 to M23	4	5	-44.7	-44.5	-45.0	-44.3	-33.6	-21.25	12.3
	HT/VHT80 STBC, M0 to M7	2	5	-44.7	-44.5			-36.6	-21.25	15.3
	HT/VHT80 STBC, M0 to M7	3	5	-44.7	-44.5	-45.0		-35.0	-21.25	13.7
	HT/VHT80 STBC, M0 to M7	4	5	-44.7	-44.5	-45.0	-44.3	-33.6	-21.25	12.3
5700	Non HT/VHT20, 6 to 54 Mbps	1	5	-46.3				-41.3	-21.25	20.1
	Non HT/VHT20, 6 to 54 Mbps	2	5	-46.3	-46.1			-38.2	-21.25	16.9
	Non HT/VHT20 Beam Forming, 6 to 54 Mbps	2	8	-46.3	-46.1			-35.2	-21.25	13.9
	HT/VHT20, M0 to M7	1	5	-46.5				-41.5	-21.25	20.3
	HT/VHT20, M0 to M7	2	5	-46.5	-44.6			-37.4	-21.25	16.2
	HT/VHT20, M8 to M15	2	5	-46.5	-44.6			-37.4	-21.25	16.2
	HT/VHT20, M8 to M15	3	5	-46.5	-44.6	-46.1		-35.9	-21.25	14.6
	HT/VHT20, M16 to M23	3	5	-46.5	-44.6	-46.1		-35.9	-21.25	14.6
	HT/VHT20, M16 to M23	4	5	-46.5	-44.6	-46.1	-44.2	-34.2	-21.25	13.0
	HT/VHT20 Beam Forming, M0 to M7	2	8	-46.5	-44.6			-34.4	-21.25	13.2
	HT/VHT20 Beam Forming, M8 to M15	2	5	-46.5	-44.6			-37.4	-21.25	16.2
	HT/VHT20 Beam Forming, M8 to M15	3	7	-46.5	-44.6	-46.1		-34.1	-21.25	12.8
	HT/VHT20 Beam Forming, M16 to M23	3	5	-46.5	-44.6	-46.1		-35.9	-21.25	14.6
	HT/VHT20 Beam Forming, M16 to M23	4	6	-46.5	-44.6	-46.1	-44.2	-33.0	-21.25	11.8
	HT/VHT20 STBC, M0 to M7	2	5	-46.5	-44.6			-37.4	-21.25	16.2
	HT/VHT20 STBC, M0 to M7	3	5	-46.5	-44.6	-46.1		-35.9	-21.25	14.6



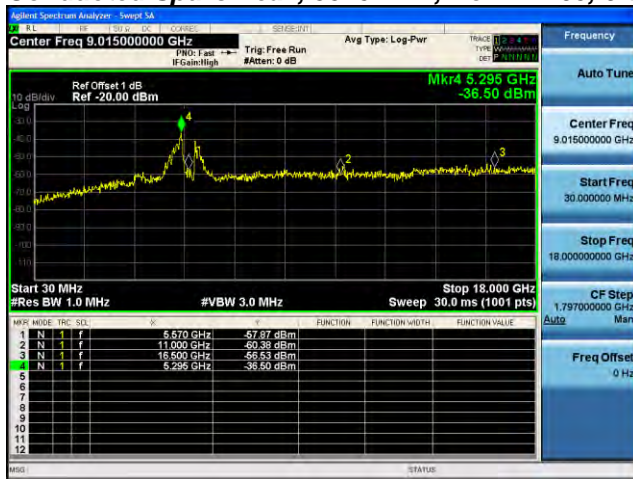
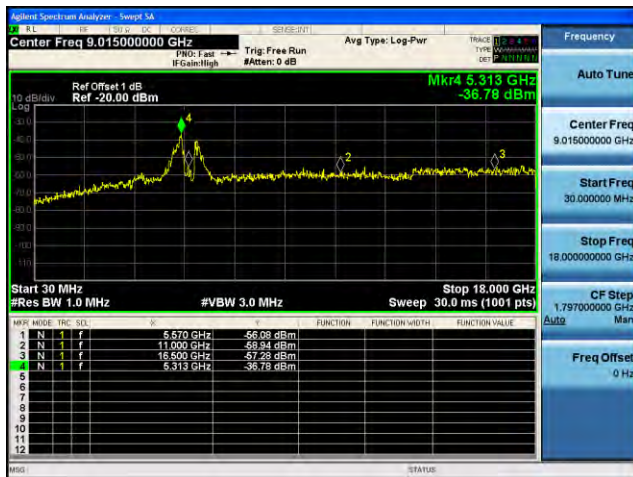
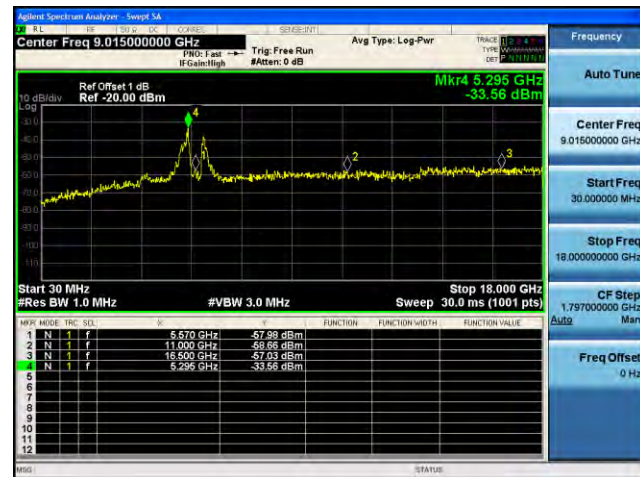
5710	Non HT/VHT40, 6 to 54 Mbps	1	5	-44.6				-39.6	-21.25	18.4
	Non HT/VHT40, 6 to 54 Mbps	2	5	-44.6	-44.2			-36.4	-21.25	15.1
	Non HT/VHT40, 6 to 54 Mbps	3	5	-44.6	-44.2	-44.4		-34.6	-21.25	13.4
	HT/VHT40, M0 to M7	1	5	-45.3				-40.3	-21.25	19.1
	HT/VHT40, M0 to M7	2	5	-45.3	-45.7			-37.5	-21.25	16.2
	HT/VHT40, M8 to M15	2	5	-45.3	-45.7			-37.5	-21.25	16.2
	HT/VHT40, M0 to M7	3	5	-45.3	-45.7	-56.6		-37.3	-21.25	16.1
	HT/VHT40, M8 to M15	3	5	-45.3	-45.7	-56.6		-37.3	-21.25	16.1
	HT/VHT40, M16 to M23	3	5	-45.3	-45.7	-56.6		-37.3	-21.25	16.1
	HT/VHT40, M8 to M15	4	5	-45.3	-45.7	-56.6	-43.5	-34.9	-21.25	13.6
	HT/VHT40, M16 to M23	4	5	-45.3	-45.7	-56.6	-43.5	-34.9	-21.25	13.6
	HT/VHT40 Beam Forming, M0 to M7	2	8	-45.3	-45.7			-34.5	-21.25	13.2
	HT/VHT40 Beam Forming, M8 to M15	2	5	-45.3	-45.7			-37.5	-21.25	16.2
	HT/VHT40 Beam Forming, M8 to M15	3	7	-45.3	-45.7	-56.6		-35.5	-21.25	14.3
	HT/VHT40 Beam Forming, M16 to M23	3	5	-45.3	-45.7	-56.6		-37.3	-21.25	16.1
	HT/VHT40 Beam Forming, M16 to M23	4	6	-45.3	-45.7	-56.6	-43.5	-33.7	-21.25	12.4
	HT/VHT40 STBC, M0 to M7	2	5	-45.3	-45.7			-37.5	-21.25	16.2
	HT/VHT40 STBC, M0 to M7	3	5	-45.3	-45.7	-56.6		-37.3	-21.25	16.1
	HT/VHT40 STBC, M0 to M7	4	5	-45.3	-45.7	-56.6	-43.5	-34.9	-21.25	13.6
5720	Non HT/VHT20, 6 to 54 Mbps	1	5	-58.0				-53.0	-21.25	31.8
	Non HT/VHT20, 6 to 54 Mbps	2	5	-58.0	-56.3			-49.1	-21.25	27.8
	Non HT/VHT20 Beam Forming, 6 to 54 Mbps	2	8	-58.0	-56.3			-46.1	-21.25	24.8
	HT/VHT20, M0 to M7	1	5	-57.2				-52.2	-21.25	31.0
	HT/VHT20, M0 to M7	2	5	-57.2	-58.6			-49.8	-21.25	28.6
	HT/VHT20, M8 to M15	2	5	-57.2	-58.6			-49.8	-21.25	28.6
	HT/VHT20, M8 to M15	3	5	-57.2	-58.6	-58.2		-48.2	-21.25	26.9
	HT/VHT20, M16 to M23	3	5	-57.2	-58.6	-58.2		-48.2	-21.25	26.9
	HT/VHT20, M16 to M23	4	5	-57.2	-58.6	-58.2	-58.6	-47.1	-21.25	25.8
	HT/VHT20 Beam Forming, M0 to M7	2	8	-57.2	-58.6			-46.8	-21.25	25.6
	HT/VHT20 Beam Forming, M8 to M15	2	5	-57.2	-58.6			-49.8	-21.25	28.6
	HT/VHT20 Beam Forming, M8 to M15	3	7	-57.2	-58.6	-58.2		-46.4	-21.25	25.1
	HT/VHT20 Beam Forming, M16 to M23	3	5	-57.2	-58.6	-58.2		-48.2	-21.25	26.9
	HT/VHT20 Beam Forming, M16 to M23	4	6	-57.2	-58.6	-58.2	-58.6	-45.9	-21.25	24.6
	HT/VHT20 STBC, M0 to M7	2	5	-57.2	-58.6			-49.8	-21.25	28.6
	HT/VHT20 STBC, M0 to M7	3	5	-57.2	-58.6	-58.2		-48.2	-21.25	26.9

**Conducted Spurs Average, All Antennas****Conducted Spurs Peak, All Antennas**

No emissions seen above 18GHz. The plots above are representative of all modes tested

**Conducted Spurs Average, 5510 MHz, HT/VHT40 Beam Forming, M16 to M23****Antenna A****Antenna B****Antenna C****Antenna D**



**Conducted Spurs Peak, 5570 MHz, Non HT160, 6 to 54 Mbps****Antenna A****Antenna B****Antenna C****Antenna D**

**A.4 Conducted Bandedge**

**15.407** (b) *Undesirable emission limits.* Except as shown in paragraph (b) (7) of this section, the maximum emissions outside of the frequency bands of operation shall be attenuated in accordance with the following limits:

- (3) For transmitters operating in the 5.47-5.725 GHz band: All emissions outside of the 5.47-5.725 GHz band shall not exceed an e.i.r.p. of -27 dBm/MHz.
- (6) Unwanted emissions below 1 GHz must comply with the general field strength limits set forth in 15.209.
- (7) The provisions of §15.205 apply to intentional radiators operating under this section.
- (8) When measuring the emission limits, the nominal carrier frequency shall be adjusted as close to the upper and lower frequency band edges as the design of the equipment permits

**Test Procedure**

Ref. KDB 789033 D02 General UNII Test Procedures New Rules v01r01  
ANSI C63.10: 2013

**Conducted Bandedge****Test Procedure**

1. Connect the antenna port(s) to the spectrum analyzer input.
2. Place the radio in continuous transmit mode. Use the procedures in ANSI C63.10: 2013 to substitute conducted measurements in place of radiated measurements.
3. Configure Spectrum analyzer as per test parameters below (be sure to enter all losses between the transmitter output and the spectrum analyzer).
4. Place a marker at the end of the restricted band closest to the transmit frequency to show compliance. Also measure any emissions in the restricted bands.
5. The "measure-and-sum technique" is used for measuring in-band transmit power of a device. In the measure-and-sum approach, the conducted emission level is measured at each antenna port. The measured results at the various antenna ports are then summed mathematically to determine the total emission level from the device. Summing is performed in linear power units. The worst case output is recorded.
6. Place a marker at the end of the restricted band closest to the transmit frequency to show compliance. Also measure any emissions in the restricted bands
7. Capture graphs and record pertinent measurement data.

Ref. ANSI C63.10: 2013 section 12.7.6 (peak) & 12.7.7.3 (average, Method VB-A (Alternative))

**Conducted Bandedge****Test parameters restricted Band**

RBW = 1 MHz  
VBW ≥ 3 x RBW for Peak, 100Hz for Average  
Sweep = Auto couple  
Detector = Peak  
Trace = Max Hold.

System Number	Description	Samples	System under test	Support equipment
1	EUT	S01	<input checked="" type="checkbox"/>	<input type="checkbox"/>
	Support	S02	<input type="checkbox"/>	<input checked="" type="checkbox"/>

**Tested By :**

Jose Aguirre

**Date of testing:**

10-February-2016 – 22-February-201

**Test Result : PASS**

See Appendix C for list of test equipment



Frequency (MHz)	Mode	Tx Paths	Correlated Antenna Gain (dBi)	Tx 1 Bandedge Level (dBm)	Tx 2 Bandedge Level (dBm)	Tx 3 Bandedge Level (dBm)	Tx 4 Bandedge Level (dBm)	Total Tx Bandedge Level (dBm)	Limit (dBm)	Margin (dB)
5500	Non HT/VHT20, 6 to 54 Mbps	1	5	-54.4				-49.4	-41.25	8.1
	Non HT/VHT20, 6 to 54 Mbps	2	5	-54.4	-54.8			-46.6	-41.25	5.3
	Non HT/VHT20, 6 to 54 Mbps	3	5	-58.3	-58.4	-55.5		-47.4	-41.25	6.2
	Non HT/VHT20, 6 to 54 Mbps	4	5	-59.2	-58.8	-56.7	-58.7	-47.2	-41.25	6.0
	Non HT/VHT20 Beam Forming, 6 to 54 Mbps	2	8	-58.3	-58.4			-47.3	-41.25	6.1
	Non HT/VHT20 Beam Forming, 6 to 54 Mbps	3	10	-59.8	-62.1	-57.5		-44.8	-41.25	3.6
	Non HT/VHT20 Beam Forming, 6 to 54 Mbps	4	11	-62.8	-62.5	-61.1	-62.4	-45.1	-41.25	3.9
	HT/VHT20, M0 to M7	1	5	-54.2				-49.2	-41.25	8.0
	HT/VHT20, M0 to M7	2	5	-54.9	-57.1			-47.9	-41.25	6.6
	HT/VHT20, M8 to M15	2	5	-54.9	-57.1			-47.9	-41.25	6.6
	HT/VHT20, M0 to M7	3	5	-58.0	-58.2	-55.2		-47.1	-41.25	5.9
	HT/VHT20, M8 to M15	3	5	-58.0	-58.2	-55.2		-47.1	-41.25	5.9
	HT/VHT20, M16 to M23	3	5	-58.0	-58.2	-55.2		-47.1	-41.25	5.9
	HT/VHT20, M0 to M7	4	5	-59.0	-58.8	-56.7	-58.5	-47.1	-41.25	5.9
	HT/VHT20, M8 to M15	4	5	-58.6	-58.5	-56.0	-58.1	-46.6	-41.25	5.4
	HT/VHT20, M16 to M23	4	5	-58.6	-58.5	-56.0	-58.1	-46.6	-41.25	5.4
	HT/VHT20 Beam Forming, M0 to M7	2	8	-58.0	-58.2			-47.1	-41.25	5.8
	HT/VHT20 Beam Forming, M8 to M15	2	5	-54.9	-57.1			-47.9	-41.25	6.6
	HT/VHT20 Beam Forming, M0 to M7	3	10	-59.7	-62.1	-57.2		-44.6	-41.25	3.4
	HT/VHT20 Beam Forming, M8 to M15	3	7	-58.6	-58.5	-56.0		-46.0	-41.25	4.7
	HT/VHT20 Beam Forming, M16 to M23	3	5	-58.0	-58.2	-55.2		-47.1	-41.25	5.9
	HT/VHT20 Beam Forming, M0 to M7	4	11	-62.6	-62.5	-61.1	-62.3	-45.1	-41.25	3.8
	HT/VHT20 Beam Forming, M8 to M15	4	8	-59.7	-62.1	-57.2	-61.9	-45.7	-41.25	4.5
	HT/VHT20 Beam Forming, M16 to M23	4	6	-58.6	-58.5	-56.0	-58.1	-45.4	-41.25	4.2
	HT/VHT20 STBC, M0 to M7	2	5	-54.9	-57.1			-47.9	-41.25	6.6
	HT/VHT20 STBC, M0 to M7	3	5	-58.0	-58.2	-55.2		-47.1	-41.25	5.9
	HT/VHT20 STBC, M0 to M7	4	5	-58.6	-58.5	-56.0	-58.1	-46.6	-41.25	5.4
5510	Non HT/VHT40, 6 to 54 Mbps	1	5	-52.8				-47.8	-41.25	6.6
	Non HT/VHT40, 6 to 54 Mbps	2	5	-58.6	-58.4			-50.5	-41.25	9.2
	Non HT/VHT40, 6 to 54 Mbps	3	5	-59.5	-62.1	-57.7		-49.6	-41.25	8.4
	Non HT/VHT40, 6 to 54 Mbps	4	5	-62.8	-62.4	-61.9	-62.7	-51.4	-41.25	10.2
	HT/VHT40, M0 to M7	1	5	-53.4				-48.4	-41.25	7.2
	HT/VHT40, M0 to M7	2	5	-53.4	-54.4			-45.9	-41.25	4.6





	HT/VHT40, M8 to M15	2	5	-53.4	-54.4			-45.9	-41.25	4.6
	HT/VHT40, M0 to M7	3	5	-58.1	-58.2	-56.0		-47.5	-41.25	6.3
	HT/VHT40, M8 to M15	3	5	-58.1	-58.2	-56.0		-47.5	-41.25	6.3
	HT/VHT40, M16 to M23	3	5	-58.1	-58.2	-56.0		-47.5	-41.25	6.3
	HT/VHT40, M0 to M7	4	5	-59.2	-58.6	-57.2	-58.8	-47.4	-41.25	6.1
	HT/VHT40, M8 to M15	4	5	-59.2	-58.6	-57.2	-58.8	-47.4	-41.25	6.1
	HT/VHT40, M16 to M23	4	5	-59.2	-58.6	-57.2	-58.8	-47.4	-41.25	6.1
	HT/VHT40 Beam Forming, M0 to M7	2	8	-57.3	-58.0			-46.6	-41.25	5.4
	HT/VHT40 Beam Forming, M8 to M15	2	5	-53.4	-54.4			-45.9	-41.25	4.6
	HT/VHT40 Beam Forming, M0 to M7	3	10	-62.5	-62.3	-61.6		-47.5	-41.25	6.3
	HT/VHT40 Beam Forming, M8 to M15	3	7	-59.2	-58.6	-57.2		-46.7	-41.25	5.4
	HT/VHT40 Beam Forming, M16 to M23	3	5	-58.1	-58.2	-56.0		-47.5	-41.25	6.3
	HT/VHT40 Beam Forming, M0 to M7	4	11	-63.0	-62.7	-61.9	-62.8	-45.6	-41.25	4.3
	HT/VHT40 Beam Forming, M8 to M15	4	8	-62.5	-62.3	-61.6	-62.1	-48.1	-41.25	6.8
	HT/VHT40 Beam Forming, M16 to M23	4	6	-59.5	-61.8	-57.6	-61.0	-47.5	-41.25	6.2
	HT/VHT40 STBC, M0 to M7	2	5	-53.4	-54.4			-45.9	-41.25	4.6
	HT/VHT40 STBC, M0 to M7	3	5	-58.1	-58.2	-56.0		-47.5	-41.25	6.3
	HT/VHT40 STBC, M0 to M7	4	5	-59.2	-58.6	-57.2	-58.8	-47.4	-41.25	6.1
5530	Non HT/VHT80, 6 to 54 Mbps	1	5	-47.6				-42.6	-41.25	1.4
	Non HT/VHT80, 6 to 54 Mbps	2	5	-51.1	-52.0			-43.5	-41.25	2.3
	Non HT/VHT80, 6 to 54 Mbps	3	5	-52.6	-54.0	-50.2		-42.2	-41.25	1.0
	Non HT/VHT80, 6 to 54 Mbps	4	5	-53.6	-54.5	-51.6	-53.3	-42.1	-41.25	0.8
	HT/VHT80, M0 to M7	1	5	-50.1				-45.1	-41.25	3.8
	HT/VHT80, M0 to M7	2	5	-50.1	-50.1			-42.1	-41.25	0.8
	HT/VHT80, M8 to M15	2	5	-50.1	-50.1			-42.1	-41.25	0.8
	HT/VHT80, M0 to M7	3	5	-53.0	-54.2	-50.7		-42.6	-41.25	1.4
	HT/VHT80, M8 to M15	3	5	-53.0	-54.2	-50.7		-42.6	-41.25	1.4
	HT/VHT80, M16 to M23	3	5	-53.0	-54.2	-50.7		-42.6	-41.25	1.4
	<b>HT/VHT80, M0 to M7</b>	<b>4</b>	<b>5</b>	<b>-53.0</b>	<b>-54.2</b>	<b>-50.7</b>	<b>-53.0</b>	<b>-41.5</b>	<b>-41.25</b>	<b>0.3</b>
	HT/VHT80, M8 to M15	4	5	-53.0	-54.2	-50.7	-53.0	-41.5	-41.25	0.3
	HT/VHT80, M16 to M23	4	5	-53.0	-54.2	-50.7	-53.0	-41.5	-41.25	0.3
	HT/VHT80 Beam Forming, M0 to M7	2	5	-50.1	-50.1			-42.1	-41.25	0.8
	HT/VHT80 Beam Forming, M8 to M15	2	5	-50.1	-50.1			-42.1	-41.25	0.8
	HT/VHT80 Beam Forming, M0 to M7	3	5	-53.0	-54.2	-50.7		-42.6	-41.25	1.4
	HT/VHT80 Beam Forming, M8 to M15	3	5	-53.0	-54.2	-50.7		-42.6	-41.25	1.4
	HT/VHT80 Beam Forming, M16 to M23	3	5	-53.0	-54.2	-50.7		-42.6	-41.25	1.4
	HT/VHT80 Beam Forming, M0 to M7	4	5	-54.2	-55.3	-52.4	-54.2	-42.9	-41.25	1.6
	HT/VHT80 Beam Forming, M8 to M15	4	5	-53.0	-54.2	-50.7	-53.0	-41.5	-41.25	0.3
	HT/VHT80 Beam Forming, M16 to M23	4	5	-53.0	-54.2	-50.7	-53.0	-41.5	-41.25	0.3
	HT/VHT80 STBC, M0 to M7	2	5	-50.1	-50.1			-42.1	-41.25	0.8



	HT/VHT80 STBC, M0 to M7	3	5	-53.0	-54.2	-50.7		-42.6	-41.25	1.4
	HT/VHT80 STBC, M0 to M7	4	5	-53.0	-54.2	-50.7	-53.0	-41.5	-41.25	0.3
5570	Non HT160, 6 to 54 Mbps	1	5	-49.5				-44.5	-41.25	3.3
	Non HT160, 6 to 54 Mbps	2	5	-56.8	-51.6			-45.5	-41.25	4.2
	Non HT160, 6 to 54 Mbps	3	5	-56.8	-51.6	-53.7		-43.8	-41.25	2.5
	Non HT160, 6 to 54 Mbps	4	5	-56.8	-51.6	-53.7	-56.8	-43.1	-41.25	1.9
	VHT160, M0.1 to M9.1	1	5	-47.1				-42.1	-41.25	0.9
	VHT160, M0.1 to M9.1	2	5	-51.0	-51.3			-43.1	-41.25	1.9
	VHT160, M0.2 to M9.2	2	5	-51.0	-51.3			-43.1	-41.25	1.9
	VHT160, M0.1 to M9.1	3	5	-52.5	-53.0	-51.5		-42.5	-41.25	1.3
	VHT160, M0.2 to M9.2	3	5	-52.5	-53.0	-51.5		-42.5	-41.25	1.3
	VHT160, M0.3 to M9.3	3	5	-52.5	-53.0	-51.5		-42.5	-41.25	1.3
	VHT160, M0.1 to M9.1	4	5	-53.8	-54.3	-53.1	-54.2	-42.8	-41.25	1.6
	VHT160, M0.2 to M9.2	4	5	-53.8	-54.3	-53.1	-54.2	-42.8	-41.25	1.6
	VHT160, M0.3 to M9.3	4	5	-53.8	-54.3	-53.1	-54.2	-42.8	-41.25	1.6
	VHT160 Beam Forming, M0.1 to M9.1	2	5	-51.0	-51.3			-43.1	-41.25	1.9
	VHT160 Beam Forming, M0.2 to M9.2	2	5	-51.0	-51.3			-43.1	-41.25	1.9
	VHT160 Beam Forming, M0.1 to M9.1	3	5	-52.5	-53.0	-51.5		-42.5	-41.25	1.3
	VHT160 Beam Forming, M0.2 to M9.2	3	5	-52.5	-53.0	-51.5		-42.5	-41.25	1.3
	VHT160 Beam Forming, M0.3 to M9.3	3	5	-52.5	-53.0	-51.5		-42.5	-41.25	1.3
	VHT160 Beam Forming, M0.1 to M9.1	4	5	-53.8	-54.3	-53.1	-54.2	-42.8	-41.25	1.6
	VHT160 Beam Forming, M0.2 to M9.2	4	5	-53.8	-54.3	-53.1	-54.2	-42.8	-41.25	1.6
	VHT160 Beam Forming, M0.3 to M9.3	4	5	-53.8	-54.3	-53.1	-54.2	-42.8	-41.25	1.6
	VHT160 STBC, M0.1 to M9.1	2	5	-51.0	-51.3			-43.1	-41.25	1.9
	VHT160 STBC, M0.1 to M9.1	3	5	-52.5	-53.0	-51.5		-42.5	-41.25	1.3
	VHT160 STBC, M0.1 to M9.1	4	5	-53.8	-54.3	-53.1	-54.2	-42.8	-41.25	1.6



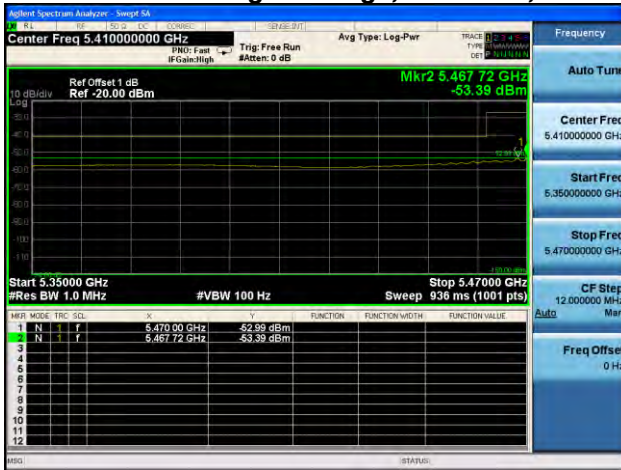
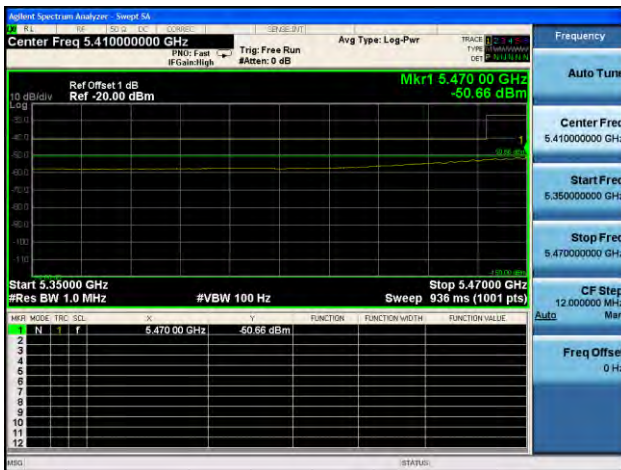
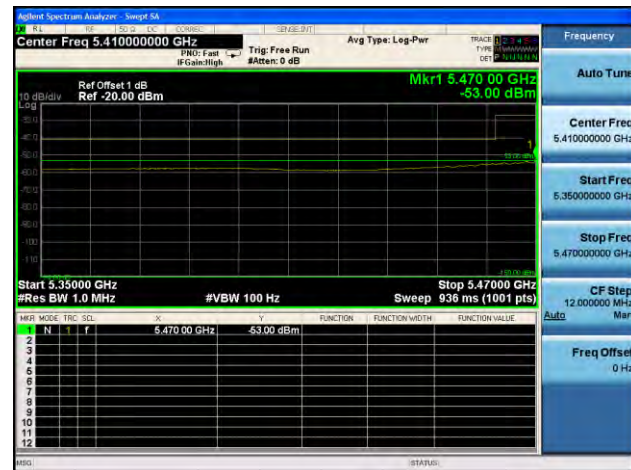
Frequency (MHz)	Mode	Tx Paths	Correlated Antenna Gain (dBi)	Tx 1 Bandedge Level (dBm)	Tx 2 Bandedge Level (dBm)	Tx 3 Bandedge Level (dBm)	Tx 4 Bandedge Level (dBm)	Total Tx Bandedge Level (dBm)	Limit (dBm)	Margin (dB)
5500	Non HT/VHT20, 6 to 54 Mbps	1	5	-31.4				-26.4	-21.25	5.2
	Non HT/VHT20, 6 to 54 Mbps	2	5	-31.4	-31.3			-23.3	-21.25	2.1
	Non HT/VHT20, 6 to 54 Mbps	3	5	-32.1	-34.5	-32.2		-23.0	-21.25	1.8
	Non HT/VHT20, 6 to 54 Mbps	4	5	-35.3	-36.4	-33.6	-35.4	-24.0	-21.25	2.8
	Non HT/VHT20 Beam Forming, 6 to 54 Mbps	2	8	-32.1	-34.5			-22.1	-21.25	0.9
	Non HT/VHT20 Beam Forming, 6 to 54 Mbps	3	10	-36.5	-37.3	-35.9		-22.0	-21.25	0.7
	<b>Non HT/VHT20 Beam Forming, 6 to 54 Mbps</b>	<b>4</b>	<b>11</b>	<b>-37.6</b>	<b>-39.9</b>	<b>-37.9</b>	<b>-38.3</b>	<b>-21.3</b>	<b>-21.25</b>	<b>0.1</b>
	HT/VHT20, M0 to M7	1	5	-31.1				-26.1	-21.25	4.9
	HT/VHT20, M0 to M7	2	5	-32.1	-32.5			-24.3	-21.25	3.0
	HT/VHT20, M8 to M15	2	5	-32.1	-32.5			-24.3	-21.25	3.0
	HT/VHT20, M0 to M7	3	5	-32.3	-34.1	-32.1		-23.0	-21.25	1.7
	HT/VHT20, M8 to M15	3	5	-32.3	-34.1	-32.1		-23.0	-21.25	1.7
	HT/VHT20, M16 to M23	3	5	-32.3	-34.1	-32.1		-23.0	-21.25	1.7
	HT/VHT20, M0 to M7	4	5	-35.1	-36.6	-34.1	-35.4	-24.2	-21.25	2.9
	HT/VHT20, M8 to M15	4	5	-34.3	-35.5	-32.9	-34.2	-23.1	-21.25	1.9
	HT/VHT20, M16 to M23	4	5	-34.3	-35.5	-32.9	-34.2	-23.1	-21.25	1.9
	HT/VHT20 Beam Forming, M0 to M7	2	8	-32.3	-34.1			-22.1	-21.25	0.8
	HT/VHT20 Beam Forming, M8 to M15	2	5	-32.1	-32.5			-24.3	-21.25	3.0
	HT/VHT20 Beam Forming, M0 to M7	3	10	-37.1	-37.7	-36.1		-22.3	-21.25	1.1
	HT/VHT20 Beam Forming, M8 to M15	3	7	-34.3	-35.5	-32.9		-22.5	-21.25	1.3
	HT/VHT20 Beam Forming, M16 to M23	3	5	-32.3	-34.1	-32.1		-23.0	-21.25	1.7
	HT/VHT20 Beam Forming, M0 to M7	4	11	-38.4	-39.5	-38.0	-38.6	-21.6	-21.25	0.3
	HT/VHT20 Beam Forming, M8 to M15	4	8	-37.1	-37.7	-36.1	-37.5	-23.0	-21.25	1.8
	HT/VHT20 Beam Forming, M16 to M23	4	6	-34.3	-35.5	-32.9	-34.2	-21.9	-21.25	0.7
	HT/VHT20 STBC, M0 to M7	2	5	-32.1	-32.5			-24.3	-21.25	3.0
	HT/VHT20 STBC, M0 to M7	3	5	-32.3	-34.1	-32.1		-23.0	-21.25	1.7
	HT/VHT20 STBC, M0 to M7	4	5	-34.3	-35.5	-32.9	-34.2	-23.1	-21.25	1.9
5510	Non HT/VHT40, 6 to 54 Mbps	1	5	-26.6				-21.6	-21.25	0.4
	Non HT/VHT40, 6 to 54 Mbps	2	5	-28.8	-32.7			-22.3	-21.25	1.1
	Non HT/VHT40, 6 to 54 Mbps	3	5	-30.9	-33.5	-30.1		-21.5	-21.25	0.3
	Non HT/VHT40, 6 to 54 Mbps	4	5	-34.9	-35.5	-33.4	-34.6	-23.5	-21.25	2.3
	HT/VHT40, M0 to M7	1	5	-29.6				-24.6	-21.25	3.4
	HT/VHT40, M0 to M7	2	5	-29.6	-31.7			-22.5	-21.25	1.3



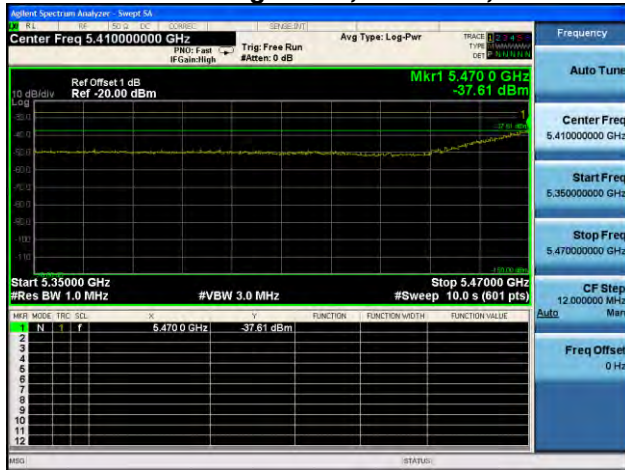
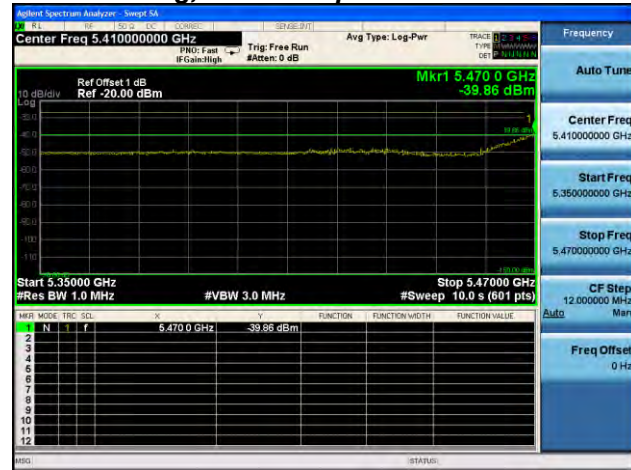
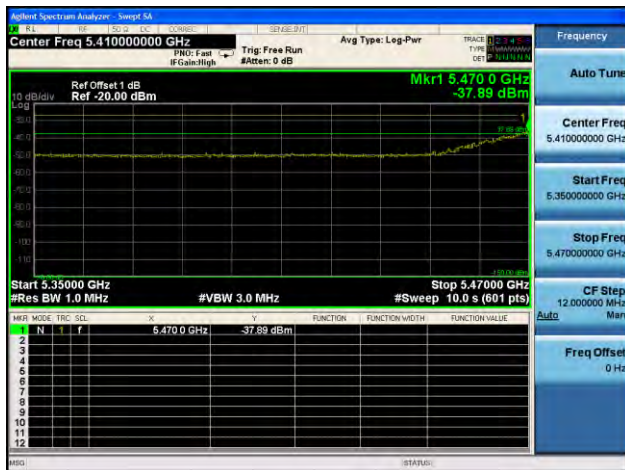
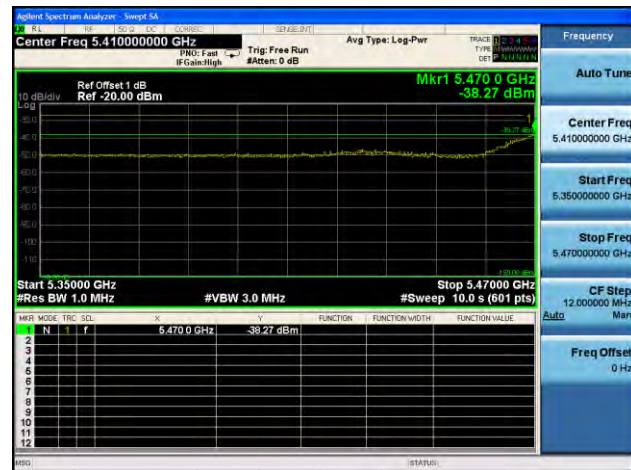
	HT/VHT40, M8 to M15	2	5	-29.6	-31.7			-22.5	-21.25	1.3
	HT/VHT40, M0 to M7	3	5	-32.1	-30.3	-31.6		-21.5	-21.25	0.2
	HT/VHT40, M8 to M15	3	5	-32.1	-30.3	-31.6		-21.5	-21.25	0.2
	HT/VHT40, M16 to M23	3	5	-32.1	-30.3	-31.6		-21.5	-21.25	0.2
	HT/VHT40, M0 to M7	4	5	-32.2	-36.7	-32.6	-32.4	-22.1	-21.25	0.9
	HT/VHT40, M8 to M15	4	5	-32.2	-36.7	-32.6	-32.4	-22.1	-21.25	0.9
	HT/VHT40, M16 to M23	4	5	-32.2	-36.7	-32.6	-32.4	-22.1	-21.25	0.9
	HT/VHT40 Beam Forming, M0 to M7	2	8	-31.5	-33.7			-21.5	-21.25	0.2
	HT/VHT40 Beam Forming, M8 to M15	2	5	-29.6	-31.7			-22.5	-21.25	1.3
	HT/VHT40 Beam Forming, M0 to M7	3	10	-36.6	-37.9	-37.1		-22.6	-21.25	1.3
	HT/VHT40 Beam Forming, M8 to M15	3	7	-32.2	-36.7	-32.6		-21.8	-21.25	0.6
	HT/VHT40 Beam Forming, M16 to M23	3	5	-32.1	-30.3	-31.6		-21.5	-21.25	0.2
	HT/VHT40 Beam Forming, M0 to M7	4	11	-38.6	-41.8	-37.5	-38.5	-21.8	-21.25	0.6
	HT/VHT40 Beam Forming, M8 to M15	4	8	-36.6	-37.9	-37.1	-36.9	-23.1	-21.25	1.8
	HT/VHT40 Beam Forming, M16 to M23	4	6	-36.9	-36.9	-33.9	-33.2	-22.7	-21.25	1.4
	HT/VHT40 STBC, M0 to M7	2	5	-29.6	-31.7			-22.5	-21.25	1.3
	HT/VHT40 STBC, M0 to M7	3	5	-32.1	-30.3	-31.6		-21.5	-21.25	0.2
	HT/VHT40 STBC, M0 to M7	4	5	-32.2	-36.7	-32.6	-32.4	-22.1	-21.25	0.9
5530	Non HT/VHT80, 6 to 54 Mbps	1	5	-29.0				-24.0	-21.25	2.8
	Non HT/VHT80, 6 to 54 Mbps	2	5	-29.9	-33.2			-23.2	-21.25	2.0
	Non HT/VHT80, 6 to 54 Mbps	3	5	-31.6	-34.0	-29.8		-21.7	-21.25	0.5
	Non HT/VHT80, 6 to 54 Mbps	4	5	-33.3	-35.6	-31.9	-31.5	-21.8	-21.25	0.5
	HT/VHT80, M0 to M7	1	5	-33.8				-28.8	-21.25	7.6
	HT/VHT80, M0 to M7	2	5	-33.8	-32.5			-25.1	-21.25	3.8
	HT/VHT80, M8 to M15	2	5	-33.8	-32.5			-25.1	-21.25	3.8
	HT/VHT80, M0 to M7	3	5	-35.0	-35.3	-29.6		-22.7	-21.25	1.4
	HT/VHT80, M8 to M15	3	5	-35.0	-35.3	-29.6		-22.7	-21.25	1.4
	HT/VHT80, M16 to M23	3	5	-35.0	-35.3	-29.6		-22.7	-21.25	1.4
	HT/VHT80, M0 to M7	4	5	-35.0	-35.3	-29.6	-32.4	-21.4	-21.25	0.2
	HT/VHT80, M8 to M15	4	5	-35.0	-35.3	-29.6	-32.4	-21.4	-21.25	0.2
	HT/VHT80, M16 to M23	4	5	-35.0	-35.3	-29.6	-32.4	-21.4	-21.25	0.2
	HT/VHT80 Beam Forming, M0 to M7	2	5	-33.8	-32.5			-25.1	-21.25	3.8
	HT/VHT80 Beam Forming, M8 to M15	2	5	-33.8	-32.5			-25.1	-21.25	3.8
	HT/VHT80 Beam Forming, M0 to M7	3	5	-35.0	-35.3	-29.6		-22.7	-21.25	1.4
	HT/VHT80 Beam Forming, M8 to M15	3	5	-35.0	-35.3	-29.6		-22.7	-21.25	1.4
	HT/VHT80 Beam Forming, M16 to M23	3	5	-35.0	-35.3	-29.6		-22.7	-21.25	1.4
	HT/VHT80 Beam Forming, M0 to M7	4	5	-36.2	-35.1	-32.9	-32.1	-22.8	-21.25	1.5
	HT/VHT80 Beam Forming, M8 to M15	4	5	-35.0	-35.3	-29.6	-32.4	-21.4	-21.25	0.2
	HT/VHT80 Beam Forming, M16 to M23	4	5	-35.0	-35.3	-29.6	-32.4	-21.4	-21.25	0.2
	HT/VHT80 STBC, M0 to M7	2	5	-33.8	-32.5			-25.1	-21.25	3.8



	HT/VHT80 STBC, M0 to M7	3	5	-35.0	-35.3	-29.6		-22.7	-21.25	1.4
	HT/VHT80 STBC, M0 to M7	4	5	-35.0	-35.3	-29.6	-32.4	-21.4	-21.25	0.2
5570	Non HT160, 6 to 54 Mbps	1	5	-35.7				-30.7	-21.25	9.5
	Non HT160, 6 to 54 Mbps	2	5	-42.7	-45.4			-35.8	-21.25	14.6
	Non HT160, 6 to 54 Mbps	3	5	-42.7	-45.4	-40.5		-32.7	-21.25	11.4
	Non HT160, 6 to 54 Mbps	4	5	-42.7	-45.4	-40.5	-39.5	-30.5	-21.25	9.2
	VHT160, M0.1 to M9.1	1	5	-29.3				-24.3	-21.25	3.1
	VHT160, M0.1 to M9.1	2	5	-31.7	-30.4			-23.0	-21.25	1.7
	VHT160, M0.2 to M9.2	2	5	-31.7	-30.4			-23.0	-21.25	1.7
	VHT160, M0.1 to M9.1	3	5	-33.6	-32.5	-29.0		-21.5	-21.25	0.2
	VHT160, M0.2 to M9.2	3	5	-33.6	-32.5	-29.0		-21.5	-21.25	0.2
	VHT160, M0.3 to M9.3	3	5	-33.6	-32.5	-29.0		-21.5	-21.25	0.2
	VHT160, M0.1 to M9.1	4	5	-35.3	-34.5	-30.8	-35.3	-22.5	-21.25	1.3
	VHT160, M0.2 to M9.2	4	5	-35.3	-34.5	-30.8	-35.3	-22.5	-21.25	1.3
	VHT160, M0.3 to M9.3	4	5	-35.3	-34.5	-30.8	-35.3	-22.5	-21.25	1.3
	VHT160 Beam Forming, M0.1 to M9.1	2	5	-31.7	-30.4			-23.0	-21.25	1.7
	VHT160 Beam Forming, M0.2 to M9.2	2	5	-31.7	-30.4			-23.0	-21.25	1.7
	VHT160 Beam Forming, M0.1 to M9.1	3	5	-33.6	-32.5	-29.0		-21.5	-21.25	0.2
	VHT160 Beam Forming, M0.2 to M9.2	3	5	-33.6	-32.5	-29.0		-21.5	-21.25	0.2
	VHT160 Beam Forming, M0.3 to M9.3	3	5	-33.6	-32.5	-29.0		-21.5	-21.25	0.2
	VHT160 Beam Forming, M0.1 to M9.1	4	5	-35.3	-34.5	-30.8	-35.3	-22.5	-21.25	1.3
	VHT160 Beam Forming, M0.2 to M9.2	4	5	-35.3	-34.5	-30.8	-35.3	-22.5	-21.25	1.3
	VHT160 Beam Forming, M0.3 to M9.3	4	5	-35.3	-34.5	-30.8	-35.3	-22.5	-21.25	1.3
	VHT160 STBC, M0.1 to M9.1	2	5	-31.7	-30.4			-23.0	-21.25	1.7
	VHT160 STBC, M0.1 to M9.1	3	5	-33.6	-32.5	-29.0		-21.5	-21.25	0.2
	VHT160 STBC, M0.1 to M9.1	4	5	-35.3	-34.5	-30.8	-35.3	-22.5	-21.25	1.3

**Conducted Bandedge Average, 5530 MHz, HT/VHT80, M0 to M7****Antenna A****Antenna B****Antenna C****Antenna D**

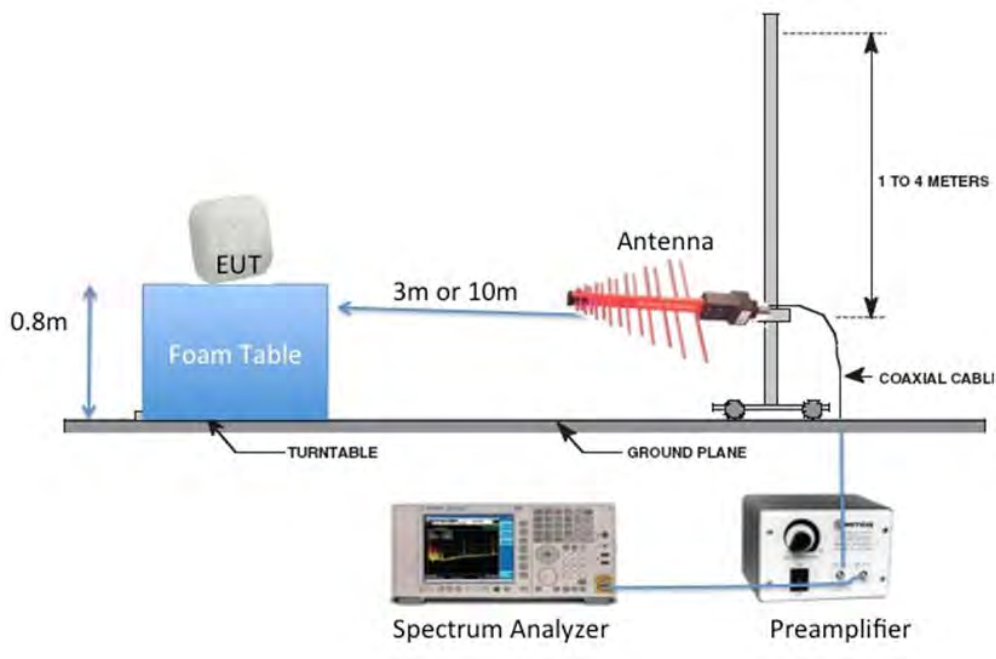
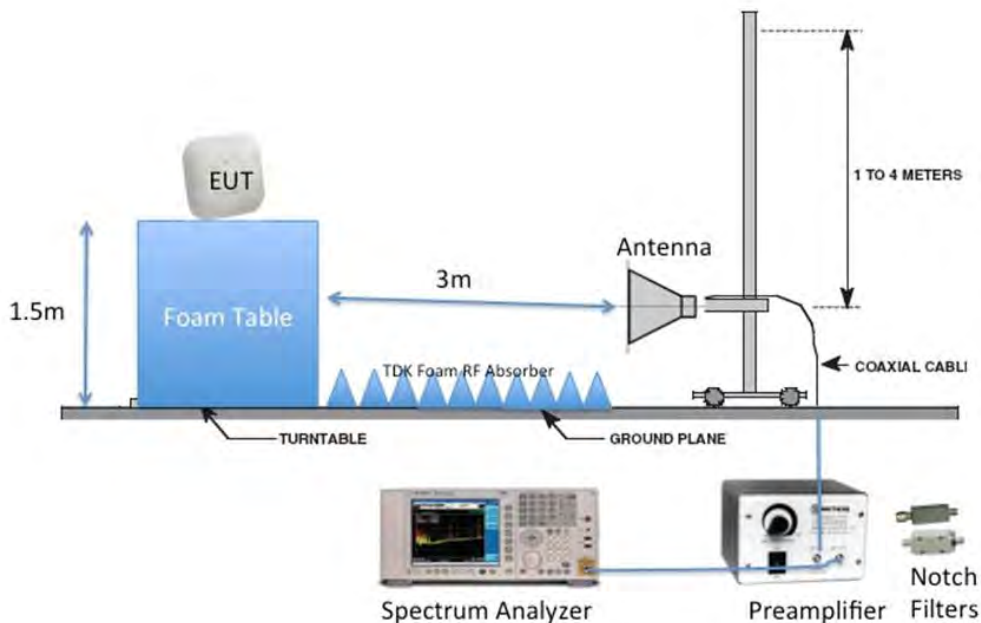


**Conducted Bandedge Peak, 5500 MHz, Non HT/VHT20 Beam Forming, 6 to 54 Mbps****Antenna A****Antenna B****Antenna C****Antenna D**



**Appendix B: Emission Test Results**

Testing Laboratory: Cisco Systems, Inc., 125 West Tasman Drive, San Jose, CA 95134, USA

**Radiated Emission Setup Diagram-Below 1G****Radiated Emission Setup Diagram-Above 1G**



## B.1 Radiated Spurious Emissions

**15.407** (b) *Undesirable emission limits.* Except as shown in paragraph (b) (7) of this section, the maximum emissions outside of the frequency bands of operation shall be attenuated in accordance with the following limits:

(3) For transmitters operating in the 5.47-5.725 GHz band: All emissions outside of the 5.47-5.725 GHz band shall not exceed an e.i.r.p. of -27 dBm/MHz.

### 15.205 / 15.209

(7) The provisions of 15.205 apply to intentional radiators operating under this section.

(6) Unwanted emissions below 1 GHz must comply with the general field strength limits set forth in 15.209.

**Ref.** ANSI C63.10: 2013 section 12.7.6 (peak) & 12.7.7.3 (average)

Using Vasona, configure the spectrum analyzer as shown below (be sure to enter all losses between the transmitter output and the spectrum analyzer). Place the radio in continuous transmit mode.

Span:	1GHz – 18 GHz/18GHz-26G/26GHz-40GHz
Reference Level:	80 dBuV
Attenuation:	10 dB
Sweep Time:	Coupled
Resolution Bandwidth:	1MHz
Video Bandwidth:	3 MHz for peak, 1 KHz for average
Detector:	Peak

Terminate the access Point RF ports with 50 ohm loads.

Maximize Turntable (find worst case table angle), Maximize Antenna (find worst case height)

Save 2 plots: 1) Average plot (Vertical and Horizontal), Limit= 54dBuV/m @3m  
2) Peak plot (Vertical and Horizontal), Limit = 74dBuV/m @3m

Place a marker at the end of the restricted band closest to the transmit frequency to show compliance.  
Also measure any emissions in the restricted bands.

This report represents the worst case data for all supported operating modes and antennas. There are no measurable emissions above 18 GHz.

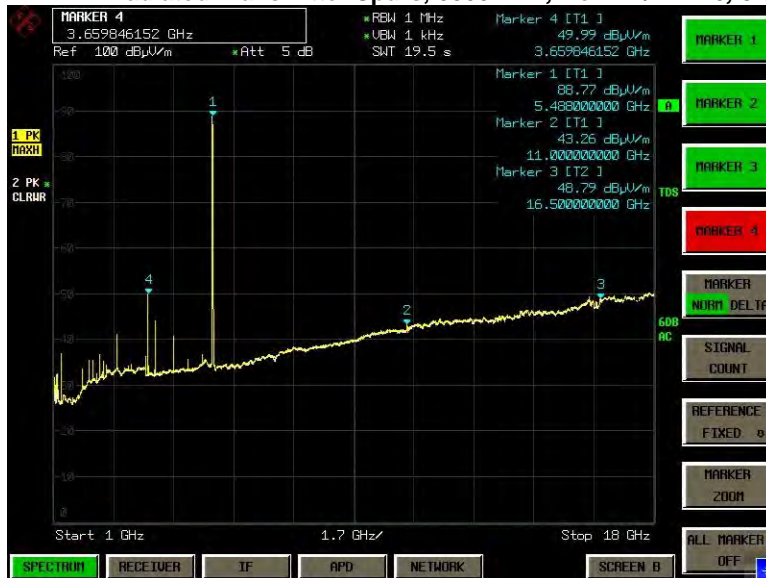
System Number	Description	Samples	System under test	Support equipment
2	EUT	S03	<input checked="" type="checkbox"/>	<input type="checkbox"/>
	Support	S04	<input type="checkbox"/>	<input checked="" type="checkbox"/>

<b>Tested By :</b> Jose Aguirre	<b>Date of testing:</b> 10-February-2016 – 22-February-2016
<b>Test Result : PASS</b>	

See Appendix C for list of test equipment

**B.1.A Transmitter Radiated Spurious Emissions-Average**

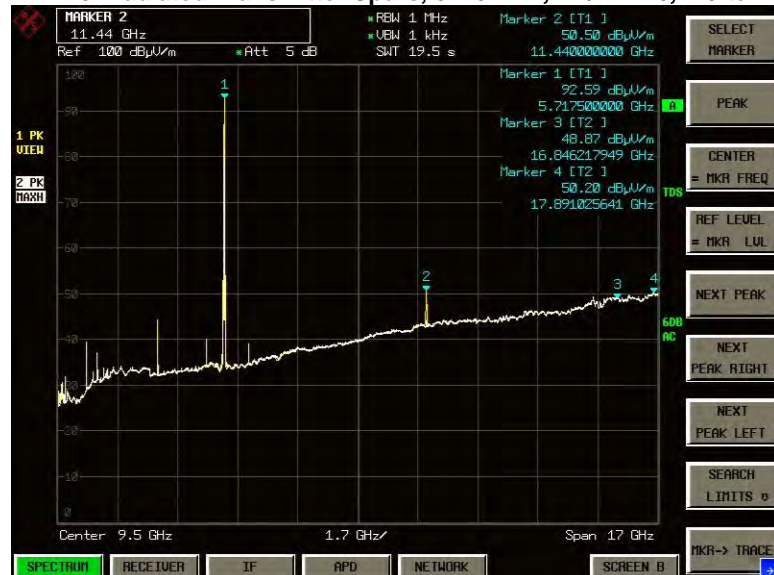
Frequency (MHz)	Mode	Data Rate (Mbps)	Spurious Emission Level (dBuV/m)	Limit (dBuV/m)	Margin (MHz)
5500	Non HT/VHT20, 6 to 54Mbps	6	<b>50.0</b>	54.0	4.0
5510	HT/VHT40, m0 to m23, m0 to m9 1-0ss	M0	<b>50.6</b>	54.0	3.4
5530	HT/VHT80, m0 to m23, m0 to m9 1-0ss	M0x1	<b>53.9</b>	54.0	0.1
5550	HT/VHT40, m0 to m23, m0 to m9 1-0ss	M0	<b>53.8</b>	54.0	0.2
5560	Non HT/VHT20, 6 to 54Mbps	6	<b>52.4</b>	54.0	1.6
5570	VHT160, m0 to m23, m0 to m9 1-0ss	M0x1	<b>53.7</b>	54.0	0.3
5690	HT/VHT80, m0 to m23, m0 to m9 1-0ss	M0x1	<b>53.7</b>	54.0	0.3
5710	HT/VHT40, m0 to m23, m0 to m9 1-0ss	M0	<b>50.5</b>	54.0	3.5
5720	Non HT/VHT20, 6 to 54Mbps	6	<b>50.0</b>	54.0	4.0

**B.1.A.1 Radiated Transmitter Spurs, 5500 MHz, Non HT/VHT20, 6 to 54Mbps, Average (1-18GHz)****B.1.A.2 Radiated Transmitter Spurs, 5510 MHz, HT/VHT40, m0 to m23, m0 to m9 1-0ss, Average (1-18GHz)**

**B.1.A.3 Radiated Transmitter Spurs, 5530 MHz, HT/VHT80, m0 to m23, m0 to m9 1-0ss, Average (1-18GHz)****B.1.A.4 Radiated Transmitter Spurs, 5550 MHz, HT/VHT40, m0 to m23, m0 to m9 1-0ss, Average (1-18GHz)**

**B.1.A.5 Radiated Transmitter Spurs, 5560 MHz, Non HT/VHT20, 6 to 54Mbps, Average (1-18GHz)****B.1.A.6 Radiated Transmitter Spurs, 5570 MHz, VHT160, m0 to m23, m0 to m9 1-0ss, Average (1-18GHz)**



**B.1.A.7 Radiated Transmitter Spurs, 5690 MHz, HT/VHT80, m0 to m23, m0 to m9 1-0ss, Average (1-18GHz)****B.1.A.8 Radiated Transmitter Spurs, 5710 MHz, HT/VHT40, m0 to m23, m0 to m9 1-0ss, Average (1-18GHz)**



MARKER 4  
17.89102564 GHz  
Ref 100 dBμV/m Att 5 dB

REU 1 MHz  
UEW 1 kHz  
SNT 19.5 s

Marker 4 [T2]  
91.10 dBμV/m  
5.717500000 GHz  
Marker 2 [T2]  
49.86 dBμV/m  
11.440000000 GHz  
Marker 3 [T2]  
49.01 dBμV/m  
16.737243590 GHz

1 PK  
VIEW  
2 PK  
MAXH

Start 1 GHz 1.7 GHz/ Stop 18 GHz

SPECTRUM RECEIVER IF APD NETWORK

SCREEN B

MARKER 1  
MARKER 2  
MARKER 3  
MARKER 4  
MARKER  
MARKER DELTA  
SIGNAL COUNT  
REFERENCE FIXED  
MARKER ZOOM  
ALL MARKER OFF

Agilent Spectrum Analyzer: LMSoft Vaxima: LM Emission Software

Marker 1 26.436249007500 GHz

PRN: Fast IF Gain: High Trig: Free Run #Atten: 0 dB

#Avg Type: Log-Pwr

20:27:25 AM Feb 23, 2018

Trace 1 1 2 3 4 5 TYPE: MainMarker DET: P P P P P

10 dB/div Ref 80.00 dBμV

Mkr1 26.436 GHz 46.69 dBμV

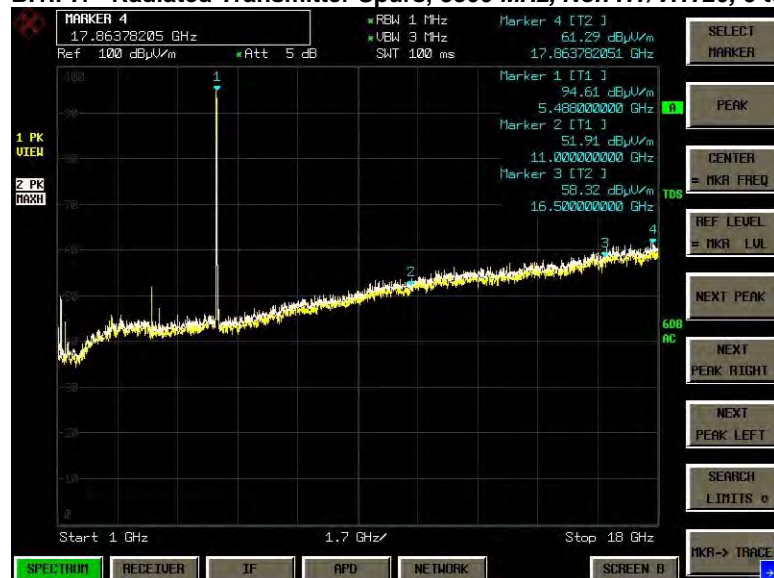
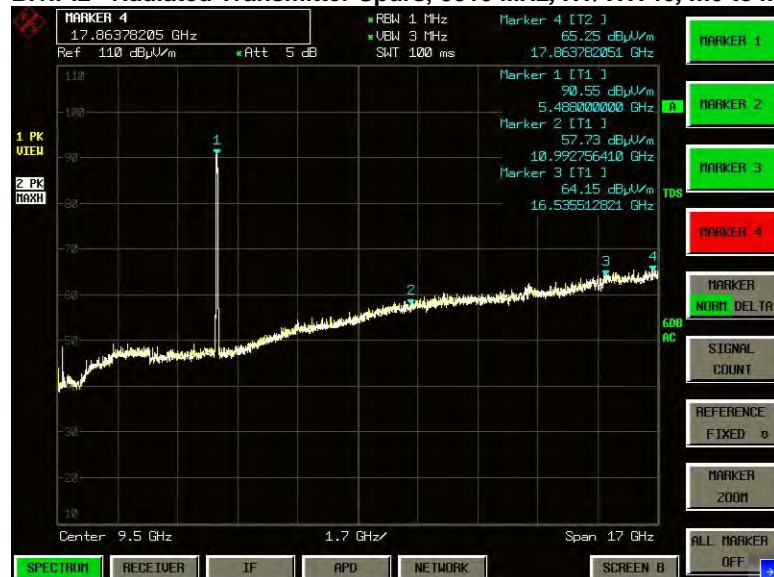
Start 13.000 GHz #Res BW (CISPR) 1 MHz #VBW 1.0 kHz Stop 26.500 GHz Sweep 9.747 s (1601 pts)

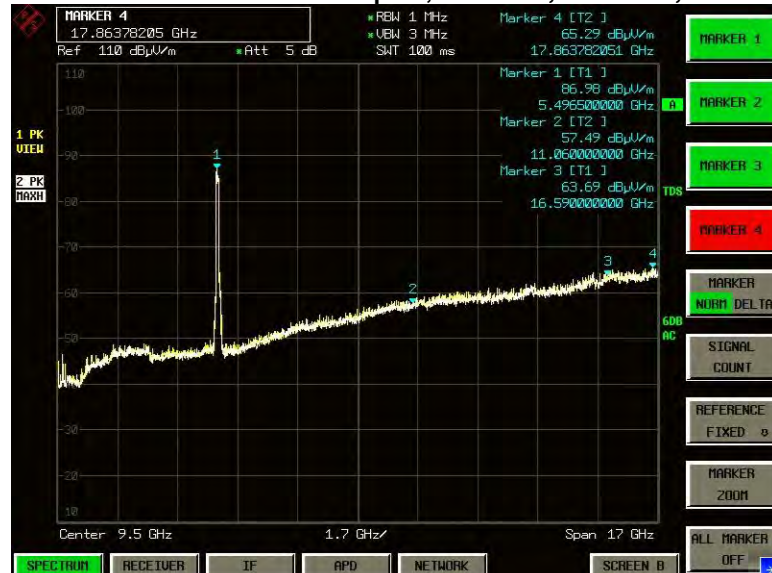
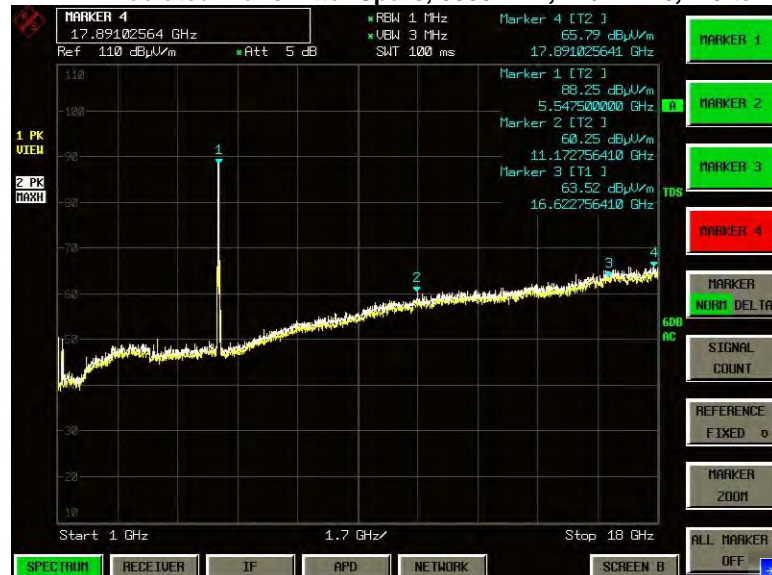
MSO STATUS

**B.1.A.11 Radiated Transmitter Spurs, All rate, All modes, Average (26.5- 40GHz) Horizontal**

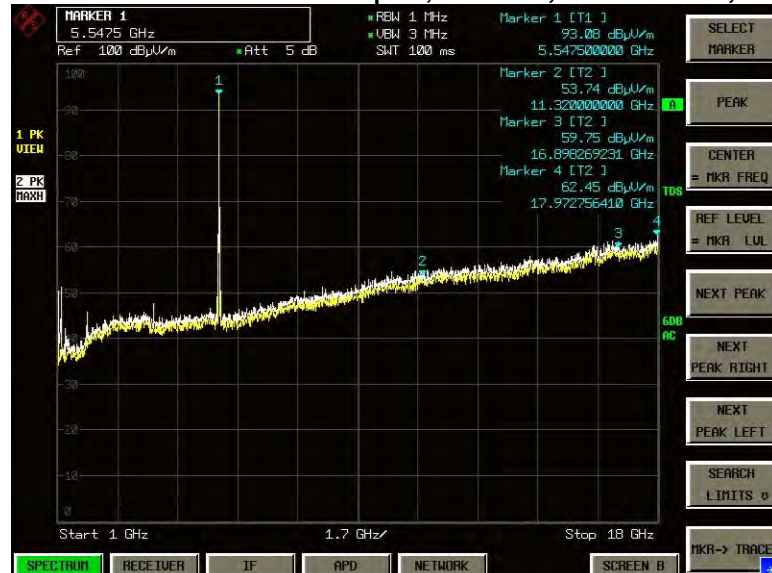
**B.1.P Transmitter Radiated Spurious Emissions-Peak**

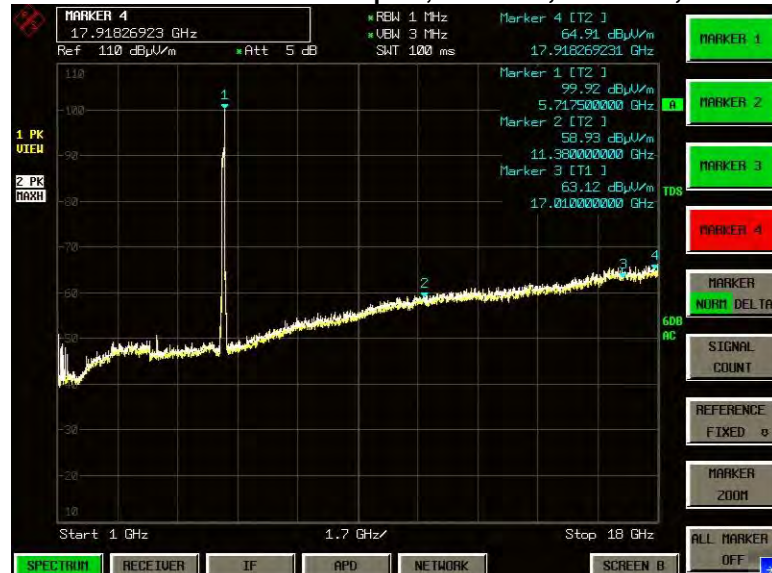
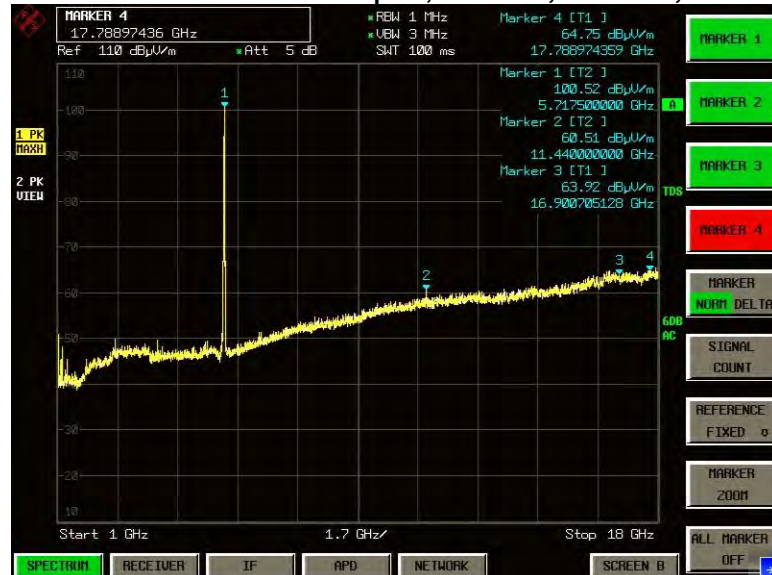
Frequency (MHz)	Mode	Data Rate (Mbps)	Spurious Emission Level (dBuV/m)	Limit (dBuV/m)	Margin (MHz)
5500	Non HT/VHT20, 6 to 54Mbps	6	<b>61.3</b>	74.0	12.7
5510	HT/VHT40, m0 to m23, m0 to m9 1-0ss	M0	<b>65.3</b>	74.0	8.7
5530	HT/VHT80, m0 to m23, m0 to m9 1-0ss	M0x1	<b>65.3</b>	74.0	8.7
5550	HT/VHT40, m0 to m23, m0 to m9 1-0ss	M0	<b>65.8</b>	74.0	8.2
5560	Non HT/VHT20, 6 to 54Mbps	6	<b>62.5</b>	74.0	11.5
5570	VHT160, m0 to m23, m0 to m9 1-0ss	M0x1	<b>65.1</b>	74.0	8.9
5690	HT/VHT80, m0 to m23, m0 to m9 1-0ss	M0x1	<b>64.9</b>	74.0	9.1
5710	HT/VHT40, m0 to m23, m0 to m9 1-0ss	M0	<b>64.8</b>	74.0	9.2
5720	Non HT/VHT20, 6 to 54Mbps	6	<b>61.4</b>	74.0	12.6

**B.1.P.1 Radiated Transmitter Spurs, 5500 MHz, Non HT/VHT20, 6 to 54Mbps, Peak (1-18GHz)****B.1.P.2 Radiated Transmitter Spurs, 5510 MHz, HT/VHT40, m0 to m23, m0 to m9 1-0ss, Peak (1-18GHz)**

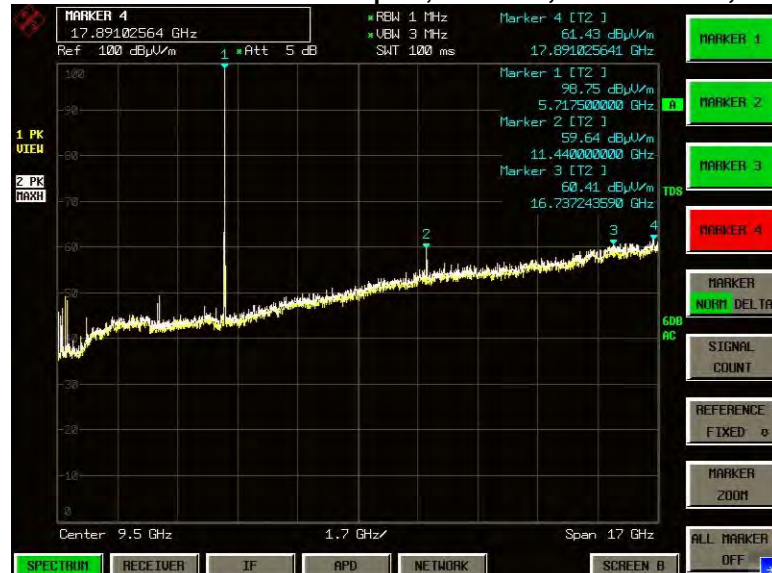
**B.1.P.3 Radiated Transmitter Spurs, 5530 MHz, HT/VHT80, m0 to m23, m0 to m9 1-0ss, Peak (1-18GHz)****B.1.P.4 Radiated Transmitter Spurs, 5550 MHz, HT/VHT40, m0 to m23, m0 to m9 1-0ss, Peak (1-18GHz)**



**B.1.P.5 Radiated Transmitter Spurs, 5560 MHz, Non HT/VHT20, 6 to 54Mbps, Peak (1-18GHz)****B.1.P.6 Radiated Transmitter Spurs, 5570 MHz, VHT160, m0 to m23, m0 to m9 1-0ss, Peak (1-18GHz)**

**B.1.P.7 Radiated Transmitter Spurs, 5690 MHz, HT/VHT80, m0 to m23, m0 to m9 1-0ss, Peak (1-18GHz)****B.1.P.8 Radiated Transmitter Spurs, 5710 MHz, HT/VHT40, m0 to m23, m0 to m9 1-0ss, Peak (1-18GHz)**




**B.1.P.9 Radiated Transmitter Spurs, 5720 MHz, Non HT/VHT20, 6 to 54Mbps, Peak (1-18GHz)**

**B.1.P.10 Radiated Transmitter Spurs, All rate, All modes, Peak (18-26.5GHz) Horizontal & Vertical**


**B.1.P.11 Radiated Transmitter Spurs, All rate, All modes, Peak (26.5-40GHz) Horizontal & Vertical**



## B.2 Radiated Emissions 30MHz to 1GHz

### FCC 15.205 / 15.209

(7) The provisions of 15.205 apply to intentional radiators operating under this section.

(6) Unwanted emissions below 1 GHz must comply with the general field strength limits set forth in 15.209.

Ref. ANSI C63.10: 2013 section 6.5

Using Vasona, configure the spectrum analyzer as shown below (be sure to enter all losses between the transmitter output and the spectrum analyzer). Place the radio in continuous transmit mode.

Span:	30MHz – 1GHz
Reference Level:	80 dBuV
Attenuation:	10 dB
Sweep Time:	Coupled
Resolution Bandwidth:	100kHz
Video Bandwidth:	300kHz
Detector:	Peak for Pre-scan, Quasi-Peak

Compliance shall be determined using CISPR quasi-peak detection; however, peak detection is permitted as an alternative to quasi-peak detection.

Terminate the access Point RF ports with 50 ohm loads.

Maximize Turntable (find worst case table angle), Maximize Antenna (find worst case height)

This report represents the worst case data for all supported operating modes and antennas.

System Number	Description	Samples	System under test	Support equipment
2	EUT	S03	<input checked="" type="checkbox"/>	<input type="checkbox"/>
	Support	S04	<input type="checkbox"/>	<input checked="" type="checkbox"/>

**Tested By :**

Jose Aguirre

**Date of testing:**

10-February-2016 – 22-February-2016

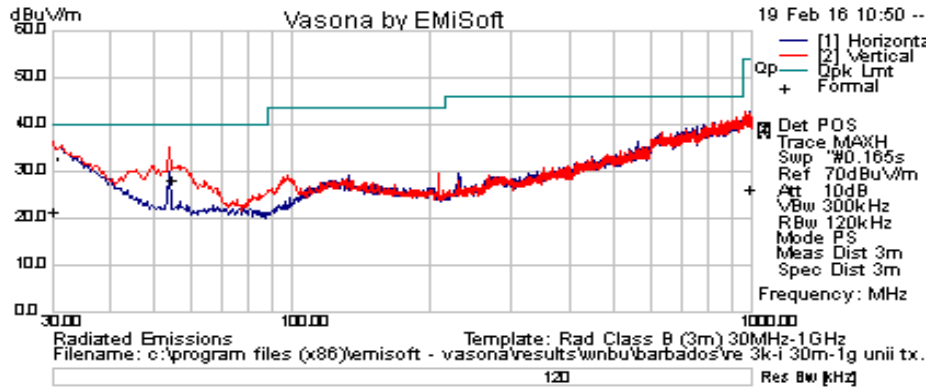
**Test Result : PASS**

See Appendix C for list of test equipment



### Graphical Test Results

Note that the data displayed on the plots detailed in this appendix were measured using a 'Peak Detector'. Please refer to the results table for the detectors used during formal measurements



### Table Results

Frequency MHz	Raw dBuV	Cable Loss	AF dB	Level dBuV/m	Measurement Type	P ol	Hgt cm	Azt Deg	Limit dBuV/m	Margin dB	Pass /Fail
54.078	20.53	0.7	7.34	28.57	Quasi Max	V	115	0	40	-11.43	Pass
988.36	0.26	3	23.17	26.43	Quasi Max	H	101	223	54	-27.57	Pass
30	-0.76	0.49	21.7	21.44	Quasi Max	V	262	343	40	-18.56	Pass



## B.3 AC Conducted Emissions

**FCC 15.207** Except when the requirements applicable to a given device state otherwise, for any radio apparatus equipped to operate from the public utility AC power supply, either directly or indirectly (such as with a battery charger), the radio frequency voltage of emissions conducted back onto the AC power lines in the frequency range of 0.15 MHz to 30 MHz shall not exceed the limits shown in the table in these sections. The more stringent limit applies at the frequency range boundaries.

Measurement Procedure  
Accordance with ANSI C63.10:2013 section 6.2

Using Vasona, configure the spectrum analyzer as shown below (be sure to enter all losses between the transmitter output and the spectrum analyzer). Place the radio in continuous transmit mode.

Span: 150 KHz – 30 MHz  
Attenuation: 10 dB  
Sweep Time: Coupled  
Resolution Bandwidth: 9 KHz  
Video Bandwidth: 30 KHz  
Detector: Quasi-Peak / Average

System Number	Description	Samples	System under test	Support equipment
2	EUT	S03	<input checked="" type="checkbox"/>	<input type="checkbox"/>
	Support	S04	<input type="checkbox"/>	<input checked="" type="checkbox"/>

**Tested By :**

Jose Aguirre

**Date of testing:**

10-February-2016 – 22-February-2016

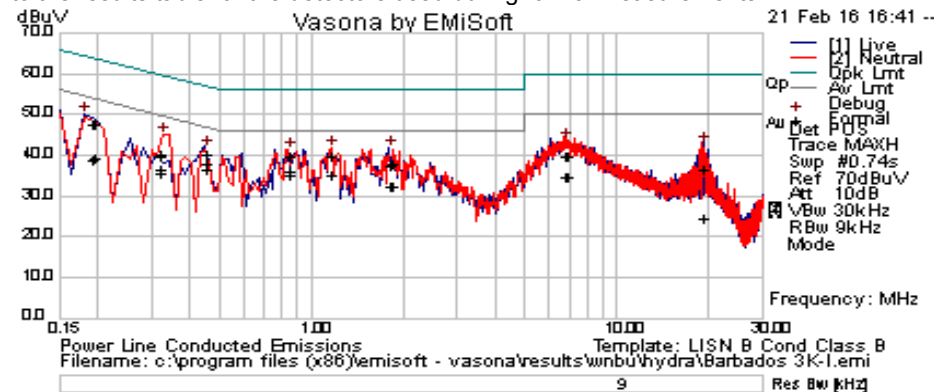
**Test Result : PASS**

See Appendix C for list of test equipment



### Graphical Test Results


Note that the data displayed on the plots detailed in this appendix were measured using a 'Peak Detector'. Please refer to the results table for the detectors used during formal measurements



### Test Results

Frequency MHz	Raw dBuV	Cable Loss	Factors dB	Level dBuV	Measurement Type	Line	Limit dBuV	Margin dB	Pass /Fail
0.320966	20.09	20.31	0.05	40.45	Quasi Peak	Live	59.68	-19.23	Pass
0.19578	27.1	20.86	0.05	48.02	Quasi Peak	Live	63.79	-15.77	Pass
6.845766	20.05	20.01	0.07	40.13	Quasi Peak	Live	60	-19.87	Pass
1.169166	20.05	19.9	0.04	40	Quasi Peak	Live	56	-16	Pass
0.845716	20.19	19.92	0.03	40.14	Quasi Peak	Live	56	-15.86	Pass
1.826544	18.25	19.9	0.03	38.18	Quasi Peak	Live	56	-17.82	Pass
0.449884	20.41	19.94	0.04	40.39	Quasi Peak	Live	56.88	-16.49	Pass
19.316794	16.23	20.3	0.2	36.73	Quasi Peak	Live	60	-23.27	Pass
0.193098	27.03	20.88	0.06	47.97	Quasi Peak	Neutral	63.9	-15.93	Pass
1.167132	20.1	19.9	0.04	40.05	Quasi Peak	Neutral	56	-15.95	Pass
0.451342	20.56	19.94	0.04	40.53	Quasi Peak	Neutral	56.85	-16.32	Pass
19.304428	16.11	20.3	0.2	36.61	Quasi Peak	Neutral	60	-23.39	Pass
1.805952	17.96	19.9	0.03	37.89	Quasi Peak	Neutral	56	-18.11	Pass
0.32174	19.74	20.31	0.04	40.1	Quasi Peak	Neutral	59.66	-19.56	Pass
0.840658	20.25	19.92	0.03	40.2	Quasi Peak	Neutral	56	-15.8	Pass
6.826092	19.97	20.01	0.07	40.05	Quasi Peak	Neutral	60	-19.95	Pass
0.320966	16.38	20.31	0.05	36.74	Average	Live	49.68	-12.94	Pass
0.19578	18.65	20.86	0.05	39.57	Average	Live	53.79	-14.22	Pass
6.845766	14.78	20.01	0.07	34.87	Average	Live	50	-15.13	Pass
1.169166	15.34	19.9	0.04	35.29	Average	Live	46	-10.71	Pass
0.845716	16.15	19.92	0.03	36.1	Average	Live	46	-9.9	Pass
1.826544	12.68	19.9	0.03	32.61	Average	Live	46	-13.39	Pass
0.449884	16.69	19.94	0.04	36.67	Average	Live	46.88	-10.21	Pass
19.316794	4.26	20.3	0.2	24.76	Average	Live	50	-25.24	Pass
0.193098	18.24	20.88	0.06	39.18	Average	Neutral	53.9	-14.72	Pass
1.167132	15.66	19.9	0.04	35.6	Average	Neutral	46	-10.4	Pass
0.451342	18.28	19.94	0.04	38.25	Average	Neutral	46.85	-8.6	Pass
19.304428	4.24	20.3	0.2	24.75	Average	Neutral	50	-25.25	Pass
1.805952	12.45	19.9	0.03	32.38	Average	Neutral	46	-13.62	Pass
0.32174	15.6	20.31	0.04	35.95	Average	Neutral	49.66	-13.71	Pass
0.840658	15.4	19.92	0.03	35.35	Average	Neutral	46	-10.65	Pass
6.826092	14.71	20.01	0.07	34.8	Average	Neutral	50	-15.2	Pass



**Photographs of setup****Title: Conducted Test Setup**

This is a dual band 2.4GHz / 5GHz device. All ports in this test set up photo are connected as all testing is automated. Section 2.6 of this test report given an overview of the different Tx antenna combinations used by this device.




**AIR-AP3802I-B-K9** AC Mains Conducted Emissions setup





**AIR-AP3802I-B-K9** Radiated Emissions setup 30MHz – 1GHz



**AIR-AP3802I-B-K9** Radiated Emissions setup above 1GHz





## Appendix C: List of Test Equipment Used to perform the test

Equip#	Manufacturer/ Model	Description	Last Cal	Next Due	Test Item
<b>Test Equipment used for Radiated Emissions</b>					
CIS005691	NSP1800-25-S1 Miteq	Broadband Preamplifier (1-18GHz)	25-Jun-15	25-Jun-16	B.1
CIS008448	NSA 5m Chamber Cisco	NSA 5m Chamber	9-Oct-15	9-Oct-16	B.1, B.2
CIS021117	UFB311A-0-2484-520520 Micro-Coax	RF Coaxial Cable, to 18GHz, 248.4 in	24-Aug-15	24-Aug-16	B.1, B.2
CIS034075	RSG 2000 Schaffner	Reference Spectrum Generator, 1-18GHz	Cal Not Required	Cal Not Required	B.1
CIS035284	3117 ETS-Lindgren	Double Ridged Waveguide Horn Antenna	30-Sep-15	30-Sep-16	B.1
CIS037236	50CB-015 JFW	GPIB Control Box	Cal Not Required	Cal Not Required	B.1
CIS040597	Above 1GHz Site Cal Cisco	Above 1GHz Cispr Site Verification	25-Sep-15	25-Sep-16	B.1
CIS041979	1840 Cisco	18-40GHz EMI Test Head/Verification Fixture	13-Jul-15	13-Jul-16	B.1
CIS042266	JB1 Sunol Sciences	Combination Antenna	21-Apr-15	21-Apr-16	B.2
CIS044940	ESU40 Rohde & Schwarz	EMI Test Receiver, 20Hz-40GHz	2-Nov-15	2-Nov-16	B.1, B.2
CIS054230	iBTHP-5-DB9 Newport	5 inch Temp/RH/Press Sensor w/20ft cable	10-Feb-16	10-Feb-17	B.1, B.2
CIS041979	1840 Cisco	18-40GHz EMI Test Head/Verification Fixture	13-Jul-15	13-Jul-16	B.1
CIS047299	N9030A Agilent Technologies	PXA Signal Analyzer	23-Oct-15	23-Oct-16	B.1
CIS037236	50CB-015 JFW	GPIB Control Box	Cal Not Required	Cal Not Required	B.1
CIS034075	RSG 2000 Schaffner	Reference Spectrum Generator, 1-18GHz	Cal Not Required	Cal Not Required	B.1
CIS049563	Sucoflex 106A Huber + Suhner	N Type Cable 18GHz	24-Aug-15	24-Aug-16	B.1, B.2

<b>Test Equipment used for AC Mains Conducted Emissions</b>					
Equip No	Model Manufacturer	Description	Last Cal	Next Cal	Test Item
CIS002464	FCC-801-M2-16 Fischer Custom Communications	CDN, 2-LINE, 16A	12-Mar-15	12-Mar-16	B.3
CIS049532	H785-150K-50-21378 TTE	High Pass Filter	8-May-15	8-May-16	B.3
CIS020913	FCC-LISN-PA-NEMA-5-15 Fischer Custom Communications	AC Adapter	8-May-15	8-May-16	B.3
CIS007704	FCC-LISN-50/250-50-2-01 Fischer Custom Communications	LISN	8-May-15	8-May-16	B.3
CIS008185	FCC-450B-2.4-N Fischer Custom Communications	Instrumentation Limiter	28-Jul-15	28-Jul-16	B.3
CIS051756	5-T-MB Bird	5W 50 Ohm BNC Termination 4GHz	6-Aug-15	6-Aug-16	B.3
CIS049563	Sucoflex 106A Huber + Suhner	N Type Cable 18GHz	24-Aug-15	24-Aug-16	B.3





CIS021117	UFB311A-0-2484-520520 Micro-Coax	RF Coaxial Cable, to 18GHz, 248.4 in	24-Aug-15	24-Aug-16	B.3
CIS044940	ESU40 Rohde & Schwarz	EMI Test Receiver, 20Hz-40GHz	2-Nov-15	2-Nov-16	B.3
CIS054647	33-605 Stanley	10meter Measuring Tape	Cal not required	Cal not required	B.3
CIS018963	CNE V York	Comparison Noise Emitter, 30 - 1000MHz	Cal not required	Cal not required	B.3

Test Equipment used for RF Conducted Tests					
Equip No	Model Manufacturer	Description	Last Cal	Next Cal	Test Item
CIS050721	N9030A Keysight	PXA Signal Analyzer	13-Apr-15	13-Apr-16	A1 thru A4
CIS054662	SF18-S1S1-36 MegaPhase	SMA 36" cable	24-Sep-15	24-Sep-16	A1 thru A4
CIS054663	F120-S1S1-48 MegaPhase	SMA 48" Cable	25-Sep-15	25-Sep-16	A1 thru A4
CIS054665	RA08-S1S1-24 MegaPhase	SMA 24" Cable	25-Sep-15	25-Sep-16	A1 thru A4
CIS054666	RA08-S1S1-18 MegaPhase	SMA 18" Cable	25-Sep-15	25-Sep-16	A1 thru A4
CIS054667	RA08-S1S1-18 MegaPhase	SMA 18" Cable	25-Sep-15	25-Sep-16	A1 thru A4
CIS054668	RA08-S1S1-18 MegaPhase	SMA 18" Cable	25-Sep-15	25-Sep-16	A1 thru A4
CIS054669	RA08-S1S1-18 MegaPhase	SMA 18" Cable	25-Sep-15	25-Sep-16	A1 thru A4
CIS054670	RA08-S1S1-12 MegaPhase	SMA 12" Cable	25-Sep-15	25-Sep-16	A1 thru A4
CIS054671	RA08-S1S1-12 MegaPhase	SMA 12" Cable	25-Sep-15	25-Sep-16	A1 thru A4
CIS054672	RA08-S1S1-12 MegaPhase	SMA 12" Cable	25-Sep-15	25-Sep-16	A1 thru A4
CIS054673	RA08-S1S1-12 MegaPhase	SMA 12" Cable	25-Sep-15	25-Sep-16	A1 thru A4
CIS054674	RA08-S1S1-12 MegaPhase	SMA 12" Cable	25-Sep-15	25-Sep-16	A1 thru A4
CIS054675	RA08-S1S1-12 MegaPhase	SMA 12" Cable	25-Sep-15	25-Sep-16	A1 thru A4
CIS054677	RA08-S1S1-12 MegaPhase	SMA 12" Cable	25-Sep-15	25-Sep-16	A1 thru A4
CIS054678	RA08-S1S1-12 MegaPhase	SMA 12" Cable	25-Sep-15	25-Sep-16	A1 thru A4
CIS054686	NI PXI-2796 National Instruments	Plug-in switch module	6-Oct-15	6-Oct-16	A1 thru A4
CIS055094	PXI-1042 National Instruments	Chassis	Cal Not Required	Cal Not Required	A1 thru A4
CIS055117	RFLT2WDC40G RF Lambda	2 Way 40GHz Splitter	11-Nov-15	11-Nov-16	A1 thru A4
CIS055166	RFLT4WDC40GK RF Lambda	4 Way Power Divider 40GHz	23-Nov-15	23-Nov-16	A1 thru A4
CIS054656	BRC50705-02 Micro-Tronics	Band Reject Filter	24-Sep-15	24-Sep-16	A1 thru A4
CIS054655	BRC50704-02 Micro-Tronics	Notch Filter, SB:5.470-5.725GHz, to 12GHz	24-Sep-15	24-Sep-16	A1 thru A4



CIS054654	BRC50703-02 Micro-Tronics	Notch Filter, SB:5.150-5.350GHz, to 11GHz	24-Sep-15	24-Sep-16	A1 thru A4
CIS054653	BRM50702-02 Micro-Tronics	Notch Filter, SB:2.400-2.500GHz, to 18GHz	24-Sep-15	24-Sep-16	A1 thru A4
CIS054637	BWS30-W2/ Aeroflex	SMA 30dB Attenuator	02-June-15	02-June-16	A1 thru A4
CIS054636	BWS20-W2/ Aeroflex	20dB SMA Attenuator	02-June-15	02-June-16	A1 thru A4



## Appendix E: Abbreviation Key and Definitions

The following table defines abbreviations used within this test report.

Abbreviation	Description	Abbreviation	Description
EMC	Electro Magnetic Compatibility	°F	Degrees Fahrenheit
EMI	Electro Magnetic Interference	°C	Degrees Celsius
EUT	Equipment Under Test	Temp	Temperature
ITE	Information Technology Equipment	S/N	Serial Number
TAP	Test Assessment Schedule	Qty	Quantity
ESD	Electro Static Discharge	emf	Electromotive force
EFT	Electric Fast Transient	RMS	Root mean square
EDCS	Engineering Document Control System	Qp	Quasi Peak
Config	Configuration	Av	Average
CIS#	Cisco Number (unique identification number for Cisco test equipment)	Pk	Peak
Cal	Calibration	kHz	Kilohertz ( $1 \times 10^3$ )
EN	European Norm	MHz	MegaHertz ( $1 \times 10^6$ )
IEC	International Electro technical Commission	GHz	Gigahertz ( $1 \times 10^9$ )
CISPR	International Special Committee on Radio Interference	H	Horizontal
CDN	Coupling/Decoupling Network	V	Vertical
LISN	Line Impedance Stabilization Network	dB	decibel
PE	Protective Earth	V	Volt
GND	Ground	kV	Kilovolt ( $1 \times 10^3$ )
L1	Line 1	$\mu$ V	Microvolt ( $1 \times 10^{-6}$ )
L2	Line2	A	Amp
L3	Line 3	$\mu$ A	Micro Amp ( $1 \times 10^{-6}$ )
DC	Direct Current	mS	Milli Second ( $1 \times 10^{-3}$ )
RAW	Uncorrected measurement value, as indicated by the measuring device	$\mu$ S	Micro Second ( $1 \times 10^{-6}$ )
RF	Radio Frequency	$\mu$ S	Micro Second ( $1 \times 10^{-6}$ )
SLCE	Signal Line Conducted Emissions	m	Meter
Meas dist	Measurement distance	Spec dist	Specification distance
N/A or NA	Not Applicable	SL	Signal Line (or Telecom Line)
P	Power Line	L	Live Line
N	Neutral Line	R	Return
S	Supply	AC	Alternating Current



**End**