

1. Photographs of Conducted Emissions Test Configuration

Test Mode: Mode 13

FRONT VIEW



REAR VIEW




2. Photographs of Radiated Emissions Test Configuration

Test Configuration: 30MHz~1GHz / Test Mode: Mode 12

FRONT VIEW



REAR VIEW




For Cabinet


Test Configuration: Above 1GHz

Test Mode: Mode 1~2 and Mode 4

FRONT VIEW




REAR VIEW




Test Mode: Mode 3

FRONT VIEW



REAR VIEW



————THE END————