

1. Photographs of Conducted Emissions Test Configuration

Test Mode: Mode 13

FRONT VIEW



REAR VIEW




2. Photographs of Radiated Emissions Test Configuration

Test Configuration: 30MHz~1GHz / Test Mode: Mode 12

FRONT VIEW



REAR VIEW




Test Configuration: Above 1GHz


For Harmonic and bandedge for 7115MHz

Test Mode: Mode 1~ Mode 2

FRONT VIEW




REAR VIEW




Test Mode: Mode 3

FRONT VIEW




REAR VIEW



Test Mode: Mode 4

FRONT VIEW




REAR VIEW




For Cabinet

Test Mode: Mode 1~ Mode 3

FRONT VIEW




REAR VIEW




Test Mode: Mode 4

FRONT VIEW



REAR VIEW



————THE END————