
		Document		Page
		Appendix A for the BlackBerry® Smartphone Model RHD131LW (STR100-1) SAR Report		1(11)
Author Data	Dates of Test	Test Report No	FCC ID:	
Andrew Becker	Jan 29 –Mar 09, 2015	RTS-6063-1503-17	L6ARHD130LW	

APPENDIX A: SAR DISTRIBUTION COMPARISON FOR ACCURACY VERIFICATION

		Document		Page
		Appendix A for the BlackBerry® Smartphone Model RHD131LW (STR100-1) SAR Report		2(11)
Author Data	Dates of Test	Test Report No	FCC ID:	
Andrew Becker	Jan 29 –Mar 09, 2015	RTS-6063-1503-17	L6ARHD130LW	

835 MHz

Date/Time: 2/20/2015 11:04:44 AM

Test Laboratory: BlackBerry RTS

DipoleValidation_835MHz_02_20_15_Amb_Tem_24.1C_Liq_Tem_21.0C

DUT: Dipole 835 MHz; Type: D835V2; Serial: D835V2 - SN:446

Communication System: UID 0, CW (0); Frequency: 835 MHz

Medium parameters used: $f = 835$ MHz; $\sigma = 0.88$ S/m; $\epsilon_r = 41.164$; $\rho = 1000$ kg/m³

Phantom section: Flat Section

Measurement Standard: DASYS (IEEE/IEC/ANSI C63.19-2007)

DASY Configuration:

- Probe: ET3DV6 - SN1643; ConvF(6.55, 6.55, 6.55); Calibrated: 3/10/2014;
- Sensor-Surface: 4mm (Mechanical Surface Detection), $z = 2.7, 32.7$
- Electronics: DAE4 Sn881; Calibrated: 1/13/2015
- Phantom: SAM 1; Type: SAM 4.0; Serial: 1076
- DASYS2 52.8.8(1222); SEMCAD X 14.6.10(7331)

System Performance Check at Frequencies below 1 GHz/d=15mm,

Pin=1000mW, dist=4.0mm (ET-Probe)/Area Scan (41x121x1): Interpolated grid: dx=1.500 mm, dy=1.500 mm

Reference Value = 110.0 V/m; Power Drift = -0.05 dB

Fast SAR: SAR(1 g) = 9.34 W/kg; SAR(10 g) = 6.2 W/kg (SAR corrected for target medium)

Maximum value of SAR (interpolated) = 9.90 W/kg

System Performance Check at Frequencies below 1 GHz/d=15mm,

Pin=1000mW, dist=4.0mm (ET-Probe)/Zoom Scan (5x5x7) (5x5x7)/Cube

0: Measurement grid: dx=7.5mm, dy=7.5mm, dz=5mm

Reference Value = 110.0 V/m; Power Drift = -0.05 dB

Peak SAR (extrapolated) = 13.2 W/kg

SAR(1 g) = 9.32 W/kg; SAR(10 g) = 6.16 W/kg (SAR corrected for target medium)


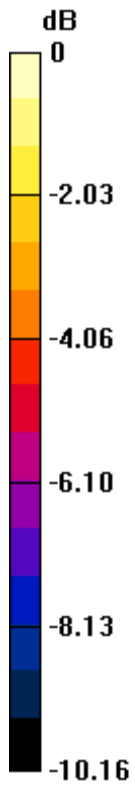
Maximum value of SAR (measured) = 9.91 W/kg

Author Data
Andrew Becker


Dates of Test
Jan 29 –Mar 09, 2015

Test Report No
RTS-6063-1503-17

FCC ID:
L6ARHD130LW



0 dB = 9.91 W/kg = 9.96 dBW/kg

		Document		Page
		Appendix A for the BlackBerry® Smartphone Model RHD131LW (STR100-1) SAR Report		4(11)
Author Data	Dates of Test	Test Report No	FCC ID:	
Andrew Becker	Jan 29 –Mar 09, 2015	RTS-6063-1503-17	L6ARHD130LW	

Date/Time: 2/23/2015 10:15:04 AM

Test Laboratory: BlackBerry RTS

DipoleValidation_835MHz_02_23_15_Amb_Tem_24.4C_Liq_Tem_21.8C

DUT: Dipole 835 MHz; Type: D835V2; Serial: D835V2 - SN:446

Communication System: UID 0, CW (0); Frequency: 835 MHz

Medium parameters used: $f = 835 \text{ MHz}$; $\sigma = 0.891 \text{ S/m}$; $\epsilon_r = 41.71$; $\rho = 1000 \text{ kg/m}^3$

Phantom section: Flat Section

Measurement Standard: DASYS (IEEE/IEC/ANSI C63.19-2007)

DASY Configuration:

- Probe: ET3DV6 - SN1643; ConvF(6.55, 6.55, 6.55); Calibrated: 3/10/2014;
- Sensor-Surface: 4mm (Mechanical Surface Detection), $z = 2.7, 32.7$
- Electronics: DAE4 Sn881; Calibrated: 1/13/2015
- Phantom: SAM 1; Type: SAM 4.0; Serial: 1076
- DASYS2 52.8.8(1222); SEMCAD X 14.6.10(7331)

System Performance Check at Frequencies below 1 GHz/d=15mm,

Pin=1000mW, dist=4.0mm (ET-Probe)/Area Scan (41x121x1): Interpolated

grid: $dx=1.500 \text{ mm}$, $dy=1.500 \text{ mm}$

Reference Value = 108.8 V/m; Power Drift = 0.02 dB

Fast SAR: SAR(1 g) = 9.33 W/kg; SAR(10 g) = 6.2 W/kg (SAR corrected for target medium)

Maximum value of SAR (interpolated) = 9.95 W/kg

System Performance Check at Frequencies below 1 GHz/d=15mm,

Pin=1000mW, dist=4.0mm (ET-Probe)/Zoom Scan (5x5x7) (5x5x7)/Cube

0: Measurement grid: $dx=7.5\text{mm}$, $dy=7.5\text{mm}$, $dz=5\text{mm}$

Reference Value = 108.8 V/m; Power Drift = 0.02 dB

Peak SAR (extrapolated) = 13.3 W/kg

SAR(1 g) = 9.33 W/kg; SAR(10 g) = 6.17 W/kg (SAR corrected for target medium)


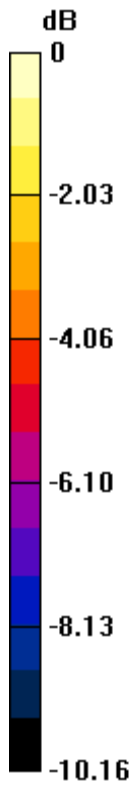
Maximum value of SAR (measured) = 9.97 W/kg

Author Data
Andrew Becker


Dates of Test
Jan 29 –Mar 09, 2015

Test Report No
RTS-6063-1503-17

FCC ID:
L6ARHD130LW



0 dB = 9.97 W/kg = 9.99 dBW/kg

		Document		Page
		Appendix A for the BlackBerry® Smartphone Model RHD131LW (STR100-1) SAR Report		6(11)
Author Data	Dates of Test	Test Report No	FCC ID:	
Andrew Becker	Jan 29 –Mar 09, 2015	RTS-6063-1503-17	L6ARHD130LW	

1900 MHz

Date/Time: 2/5/2015 12:43:13 AM

Test Laboratory: BlackBerry RTS

DipoleValidation_1900MHz_02_04_15_Amb_Tem_24.2C_Liq_Tem_21.0

C

DUT: Dipole 1900 MHz; Type: D1900V2; Serial: D1900V2 - SN:545

Communication System: UID 0, CW (0); Frequency: 1900 MHz
Medium parameters used: $f = 1900$ MHz; $\sigma = 1.433$ S/m; $\epsilon_r = 40.09$; $\rho = 1000$ kg/m³
Phantom section: Flat Section
Measurement Standard: DASYS (IEEE/IEC/ANSI C63.19-2007)

DASY Configuration:

- Probe: ET3DV6 - SN1643; ConvF(5.17, 5.17, 5.17); Calibrated: 3/10/2014;
- Sensor-Surface: 4mm (Mechanical Surface Detection), $z = 2.7, 32.7$
- Electronics: DAE4 Sn881; Calibrated: 1/13/2015
- Phantom: SAM 1; Type: SAM 4.0; Serial: 1076
- DASYS2 52.8.8(1222); SEMCAD X 14.6.10(7331)

System Performance Check at Frequencies between 1 GHz - 2 GHz/d=10mm, Pin=1000mW, dist=4.0mm (ET-Probe)/Area Scan

(41x81x1): Interpolated grid: $dx=1.500$ mm, $dy=1.500$ mm
Reference Value = 185.1 V/m; Power Drift = -0.01 dB
Fast SAR: SAR(1 g) = 39.1 W/kg; SAR(10 g) = 20.7 W/kg (SAR corrected for target medium)
Maximum value of SAR (interpolated) = 44.8 W/kg

System Performance Check at Frequencies between 1 GHz - 2 GHz/d=10mm, Pin=1000mW, dist=4.0mm (ET-Probe)/Zoom Scan (5x5x7)


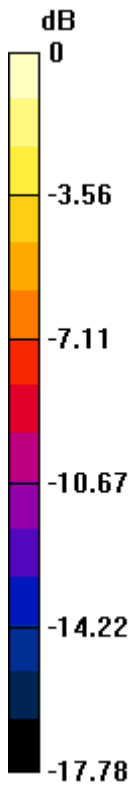
(5x5x7)/Cube 0: Measurement grid: $dx=7.5$ mm, $dy=7.5$ mm, $dz=5$ mm
Reference Value = 185.1 V/m; Power Drift = -0.01 dB
Peak SAR (extrapolated) = 64.9 W/kg
SAR(1 g) = 38.3 W/kg; SAR(10 g) = 20.4 W/kg (SAR corrected for target medium)
Maximum value of SAR (measured) = 42.7 W/kg

Author Data
Andrew Becker


Dates of Test
Jan 29 –Mar 09, 2015

Test Report No
RTS-6063-1503-17

FCC ID:
L6ARHD130LW



0 dB = 42.7 W/kg = 16.30 dBW/kg

		Document		Page
		Appendix A for the BlackBerry® Smartphone Model RHD131LW (STR100-1) SAR Report		8(11)
Author Data	Dates of Test	Test Report No	FCC ID:	
Andrew Becker	Jan 29 –Mar 09, 2015	RTS-6063-1503-17	L6ARHD130LW	

Date/Time: 2/9/2015 9:43:48 AM

Test Laboratory: BlackBerry RTS

DipoleValidation_1900MHz_02_09_15_Amb_Tem_24.5C_Liq_Tem_21.8C

DUT: Dipole 1900 MHz; Type: D1900V2; Serial: D1900V2 - SN:545

Communication System: UID 0, CW (0); Frequency: 1900 MHz

Medium parameters used: $f = 1900$ MHz; $\sigma = 1.411$ S/m; $\epsilon_r = 38.638$; $\rho = 1000$ kg/m³

Phantom section: Flat Section

Measurement Standard: DASYS (IEEE/IEC/ANSI C63.19-2007)

DASY Configuration:

- Probe: ET3DV6 - SN1643; ConvF(5.17, 5.17, 5.17); Calibrated: 3/10/2014;
- Sensor-Surface: 4mm (Mechanical Surface Detection), $z = 2.7, 32.7$
- Electronics: DAE4 Sn881; Calibrated: 1/13/2015
- Phantom: SAM 1; Type: SAM 4.0; Serial: 1076
- DASYS 52.8.8(1222); SEMCAD X 14.6.10(7331)

System Performance Check at Frequencies between 1 GHz - 2 GHz/d=10mm, Pin=1000mW, dist=4.0mm (ET-Probe)/Area Scan

(41x81x1): Interpolated grid: $dx=1.500$ mm, $dy=1.500$ mm

Reference Value = 184.2 V/m; Power Drift = -0.01 dB

Fast SAR: SAR(1 g) = 37.9 W/kg; SAR(10 g) = 20.1 W/kg (SAR corrected for target medium)

Maximum value of SAR (interpolated) = 42.6 W/kg

System Performance Check at Frequencies between 1 GHz - 2 GHz/d=10mm, Pin=1000mW, dist=4.0mm (ET-Probe)/Zoom Scan (5x5x7)

(6x6x7)/Cube 0: Measurement grid: $dx=7.5$ mm, $dy=7.5$ mm, $dz=5$ mm

Reference Value = 184.2 V/m; Power Drift = -0.01 dB

Peak SAR (extrapolated) = 61.8 W/kg

SAR(1 g) = 37.2 W/kg; SAR(10 g) = 20 W/kg (SAR corrected for target medium)


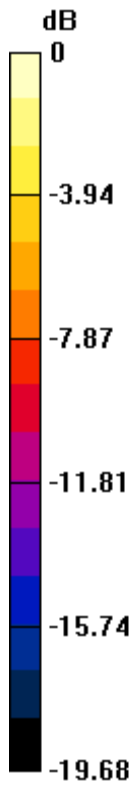
Maximum value of SAR (measured) = 41.9 W/kg

Author Data
Andrew Becker


Dates of Test
Jan 29 –Mar 09, 2015

Test Report No
RTS-6063-1503-17

FCC ID:
L6ARHD130LW



0 dB = 41.9 W/kg = 16.22 dBW/kg

		Document		Page
		Appendix A for the BlackBerry® Smartphone Model RHD131LW (STR100-1) SAR Report		10(11)
Author Data	Dates of Test	Test Report No	FCC ID:	
Andrew Becker	Jan 29 –Mar 09, 2015	RTS-6063-1503-17	L6ARHD130LW	

2450 MHz

Date/Time: 3/2/2015 9:35:11 AM

Test Laboratory: BlackBerry RTS

DipoleValidation_2450MHz_03_02_15_Amb_Tem_23.9C_Liq_Tem_22.1C

DUT: Dipole 2450 MHz D2450V2; Type: D2450V2; Serial: D2450V2 - SN:791

Communication System: UID 0, CW; Frequency: 2450 MHz

Medium parameters used: $f = 2450$ MHz; $\sigma = 1.853$ S/m; $\epsilon_r = 40.324$; $\rho = 1000$ kg/m³

Phantom section: Flat Section

Measurement Standard: DASYS (IEEE/IEC/ANSI C63.19-2007)

DASY Configuration:

- Probe: ET3DV6 - SN1643; ConvF(4.46, 4.46, 4.46); Calibrated: 3/10/2014;
- Sensor-Surface: 4mm (Mechanical Surface Detection), $z = 2.7, 32.7$
- Electronics: DAE4 Sn881; Calibrated: 1/13/2015
- Phantom: SAM 1; Type: SAM 4.0; Serial: 1076
- DASYS2 52.8.8(1222); SEMCAD X 14.6.10(7331)

System Performance Check at Frequencies between 2 GHz - 3 GHz/d=10mm, Pin=1000mW, dist=4.0mm (ET-Probe)/Area Scan

(41x81x1): Interpolated grid: $dx=1.200$ mm, $dy=1.200$ mm

Reference Value = 187.3 V/m; Power Drift = -0.01 dB

Fast SAR: SAR(1 g) = 53.8 W/kg; SAR(10 g) = 25.6 W/kg (SAR corrected for target medium)

Maximum value of SAR (interpolated) = 61.9 W/kg

System Performance Check at Frequencies between 2 GHz - 3 GHz/d=10mm, Pin=1000mW, dist=4.0mm (ET-Probe)/Zoom Scan (7x7x7)

(7x7x7)/Cube 0: Measurement grid: $dx=5$ mm, $dy=5$ mm, $dz=5$ mm

Reference Value = 187.3 V/m; Power Drift = -0.01 dB

Peak SAR (extrapolated) = 117 W/kg

SAR(1 g) = 54.1 W/kg; SAR(10 g) = 25.4 W/kg (SAR corrected for target medium)


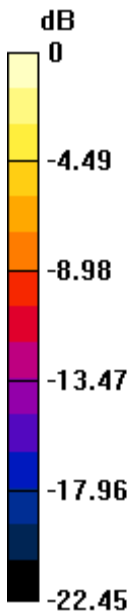
Maximum value of SAR (measured) = 60.2 W/kg

Author Data
Andrew Becker

Dates of Test
Jan 29 –Mar 09, 2015

Test Report No
RTS-6063-1503-17

FCC ID:
L6ARHD130LW



0 dB = 60.2 W/kg = 17.80 dBW/kg