
		Document		Page
		Appendix C1 for the BlackBerry® Smartphone Model RHC161LW (STR100-2) SAR Report		1(118)
Author Data	Dates of Test	Test Report No	FCC ID:	IC
Andrew Becker	Jan 29 –Mar 09, 2015	RTS-6063-1503-15	L6ARHC160LW	2503A-RHC160LW

APPENDIX C1: SAR DISTRIBUTION PLOTS FOR HOTSPOT CONFIGURATION

		Document		Page
		Appendix C1 for the BlackBerry® Smartphone Model RHC161LW (STR100-2) SAR Report		2(118)
Author Data	Dates of Test	Test Report No	FCC ID:	IC
Andrew Becker	Jan 29 –Mar 09, 2015	RTS-6063-1503-15	L6ARHC160LW	2503A-RHC160LW

LTE Band 13

Date: 2/26/2015

Test Lab: BlackBerry RTS

DUT Name: BlackBerry Smartphone, Type: Sample, Serial: 2FFE7A1D

Configuration: Mobile Hot Spot MSL - LTE Band 13

Communication System: LTE band 13 (0); Communication System Band: LTE band 13; Frequency: 782 MHz

Medium Parameters used: $f=782$ MHz; $\sigma = 0.983$ S/m; $\epsilon_r = 53.798$; $\rho = 1.000$ g/cm³

Phantom section: Flat Section

DASY Configuration:

- Probe: ET3DV6 - SN1643; ConvF: (6.24,6.24,6.24); Calibrated: 3/10/2014;
- Sensor-Surface: 4 mm (Mechanical Surface Detection)
- Electronics: DAE4 Sn881; Calibrated: 1/13/2015
- Phantom: SAM 2; Type: SAM 4.0; Serial: 1080
- DASY52 52.8.8(1222); SEMCAD X Version 14.6.10 (7331)

Mobile Hot Spot MSL - LTE Band 13/10mm Device Back - LTE band

13_chan23230_10MHz_BW_RB1_Offset_Low_amb_temp_24.1C_liq_temp_21.0C/Area Scan

(121x171x1): Interpolated grid: dx=1.500 mm, dy=1.500 mm

Reference Value = 25.001 V/m; **Power Drift = -0.000244 dB**

Fast SAR: SAR(1g) = 0.677 W/kg; SAR(10g) = 0.464 W/kg

Maximum value of SAR (interpolated) = 0.718 W/kg

Mobile Hot Spot MSL - LTE Band 13/10mm Device Back - LTE band

13_chan23230_10MHz_BW_RB1_Offset_Low_amb_temp_24.1C_liq_temp_21.0C/Zoom Scan

(26x31x36)/Cube 0: Interpolated grid: dx=1.500 mm, dy=1.500 mm, dz=1.000 mm

Reference Value = 25.001 V/m; **Power Drift = -0.000244 dB**

Averaged SAR: SAR(1g) = 0.655 W/kg; SAR(10g) = 0.475 W/kg

Maximum value of SAR (interpolated) = 0.921 W/kg


Author Data
Andrew Becker

Dates of Test
Jan 29 –Mar 09, 2015


Test Report No
RTS-6063-1503-15

FCC ID:
L6ARHC160LW

IC
2503A-RHC160LW




0 dB = 0.696 W/kg = -1.57 dBW/kg


		Document Appendix C1 for the BlackBerry® Smartphone Model RHC161LW (STR100-2) SAR Report		Page 4(118)
		Author Data Andrew Becker	Dates of Test Jan 29 –Mar 09, 2015	Test Report No RTS-6063-1503-15

**Mobile Hot Spot MSL - LTE Band 13/10mm Device Back - LTE band
 13_chan23230_10MHz_BW_RB25_Offset_Low_amb_temp_24.2C_liq_temp_21.0C/Area Scan
 (71x71x1): Interpolated grid: dx=1.500 mm, dy=1.500 mm
 Reference Value = 21.561 V/m; Power Drift = 0.022 dB**

**Fast SAR: SAR(1g) = 0.481 W/kg; SAR(10g) = 0.336 W/kg
 Maximum value of SAR (interpolated) = 0.519 W/kg**



0 dB = 0.519 W/kg = -2.85 dBW/kg

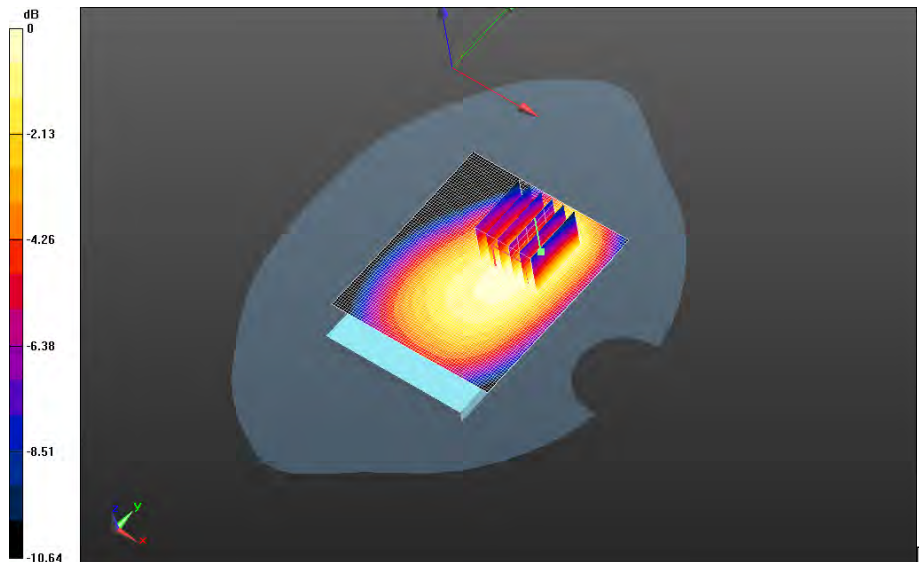
		Document Appendix C1 for the BlackBerry® Smartphone Model RHC161LW (STR100-2) SAR Report		Page 5(118)
		Author Data Andrew Becker	Dates of Test Jan 29 –Mar 09, 2015	Test Report No RTS-6063-1503-15

**Mobile Hot Spot MSL - LTE Band 13/10mm Device Front- LTE band
13_chan23230_10MHz_BW_RB1_Offset_Low_amb_temp_23.8C_liq_temp_20.9C/Area Scan
(71x81x1):** Interpolated grid: dx=1.500 mm, dy=1.500 mm
Reference Value = 23.339 V/m; **Power Drift = 0.072 dB**


Fast SAR: SAR(1g) = 0.566 W/kg; SAR(10g) = 0.396 W/kg
Maximum value of SAR (interpolated) = 0.596 W/kg

**Mobile Hot Spot MSL - LTE Band 13/10mm Device Front- LTE band
13_chan23230_10MHz_BW_RB1_Offset_Low_amb_temp_23.8C_liq_temp_20.9C/Zoom Scan
(26x26x36)/Cube 0:** Interpolated grid: dx=1.500 mm, dy=1.500 mm, dz=1.000 mm
Reference Value = 23.339 V/m; **Power Drift = 0.072 dB**

Averaged SAR: SAR(1g) = 0.570 W/kg; SAR(10g) = 0.424 W/kg
Maximum value of SAR (interpolated) = 0.739 W/kg




0 dB = 0.602 W/kg = -2.20 dBW/kg


		Document Appendix C1 for the BlackBerry® Smartphone Model RHC161LW (STR100-2) SAR Report		Page 6(118)
		Author Data Andrew Becker	Dates of Test Jan 29 –Mar 09, 2015	Test Report No RTS-6063-1503-15

**Mobile Hot Spot MSL - LTE Band 13/10mm Device Left -LTE band
 13_chan23230_10MHz_BW_RB1_Offset_Low_amb_temp_24.1C_liq_temp_20.9C/Area Scan
 (121x171x1): Interpolated grid: dx=1.500 mm, dy=1.500 mm
 Reference Value = 23.804 V/m; Power Drift = -0.025 dB**

**Fast SAR: SAR(1g) = 0.490 W/kg; SAR(10g) = 0.335 W/kg
 Maximum value of SAR (interpolated) = 0.518 W/kg**




0 dB = 0.518 W/kg = -2.86 dBW/kg


		Document Appendix C1 for the BlackBerry® Smartphone Model RHC161LW (STR100-2) SAR Report		Page 7(118)
		Author Data Andrew Becker	Dates of Test Jan 29 –Mar 09, 2015	Test Report No RTS-6063-1503-15

**Mobile Hot Spot MSL - LTE Band 13/10mm Device Bottom -LTE band
 13_chan23230_10MHz_BW_RB1_Offset_Low_amb_temp_23.9C_liq_temp_20.8C/Area Scan
 (121x171x1): Interpolated grid: dx=1.500 mm, dy=1.500 mm
 Reference Value = 10.363 V/m; Power Drift = -0.049 dB**

**Fast SAR: SAR(1g) = 0.107 W/kg; SAR(10g) = 0.0679 W/kg
 Maximum value of SAR (interpolated) = 0.120 W/kg**



0 dB = 0.120 W/kg = -9.21 dBW/kg

		Document		Page
		Appendix C1 for the BlackBerry® Smartphone Model RHC161LW (STR100-2) SAR Report		8(118)
Author Data	Dates of Test	Test Report No	FCC ID:	IC
Andrew Becker	Jan 29 –Mar 09, 2015	RTS-6063-1503-15	L6ARHC160LW	2503A-RHC160LW

LTE Band 17

Date: 2/26/2015

Test Lab: BlackBerry RTS

DUT Name: BlackBerry Smartphone, Type: Sample, Serial: 2FFE780C

Configuration: Mobile Hot Spot MSL - LTE Band 17

Communication System: LTE band 17 (0); Communication System Band: LTE 17; Frequency: 709 MHz

Medium Parameters used: $f=709$ MHz; $\sigma = 0.915$ S/m; $\epsilon_r = 54.605$; $\rho = 1.000$ g/cm³

Phantom section: Flat Section

DASY Configuration:

- Probe: ET3DV6 - SN1643; ConvF: (6.24,6.24,6.24); Calibrated: 3/10/2014;
- Sensor-Surface: 4 mm (Mechanical Surface Detection)
- Electronics: DAE4 Sn881; Calibrated: 1/13/2015
- Phantom: SAM 2; Type: SAM 4.0; Serial: 1080
- DASY52 52.8.8(1222); SEMCAD X Version 14.6.10 (7331)

Mobile Hot Spot MSL - LTE Band 17/10mm Device Back - LTE band

17_chan23780_10MHz_BW_RB1_Offset_High_amb_temp_23.8C_liq_temp_20.8C/Area Scan

(121x71x1): Interpolated grid: dx=1.500 mm, dy=1.500 mm

Reference Value = 19.198 V/m; **Power Drift = 0.010 dB**

Fast SAR: SAR(1g) = 0.481 W/kg; SAR(10g) = 0.324 W/kg

Maximum value of SAR (interpolated) = 0.505 W/kg

Mobile Hot Spot MSL - LTE Band 17/10mm Device Back - LTE band

17_chan23780_10MHz_BW_RB1_Offset_High_amb_temp_23.8C_liq_temp_20.8C/Zoom Scan

(26x26x36)/Cube 0: Interpolated grid: dx=1.500 mm, dy=1.500 mm, dz=1.000 mm

Reference Value = 19.198 V/m; **Power Drift = 0.010 dB**

Averaged SAR: SAR(1g) = 0.466 W/kg; SAR(10g) = 0.314 W/kg

Maximum value of SAR (interpolated) = 0.779 W/kg


Author Data
Andrew Becker

Dates of Test
Jan 29 –Mar 09, 2015


Test Report No
RTS-6063-1503-15

FCC ID:
L6ARHC160LW

IC
2503A-RHC160LW



0 dB = 0.475 W/kg = -3.23 dBW/kg

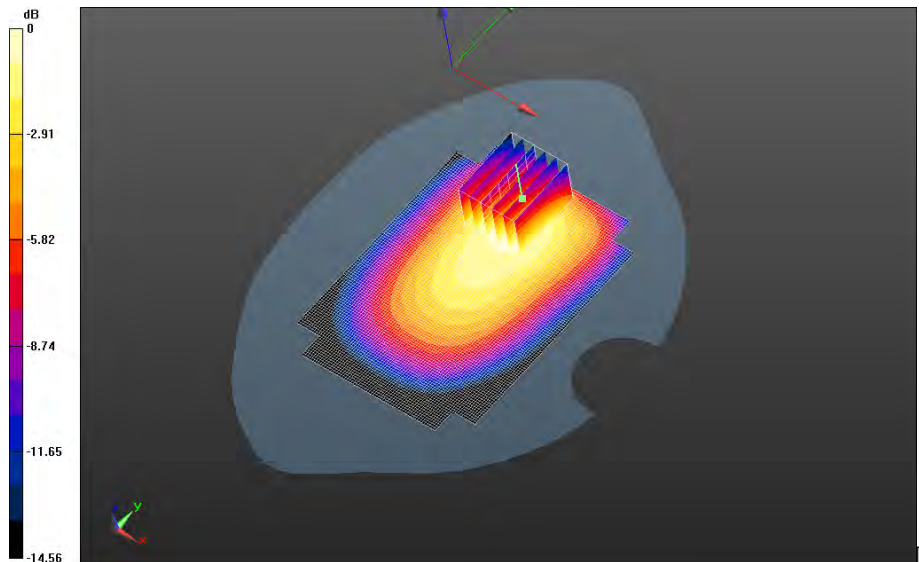
		Document Appendix C1 for the BlackBerry® Smartphone Model RHC161LW (STR100-2) SAR Report		Page 10(118)
		Author Data Andrew Becker	Dates of Test Jan 29 –Mar 09, 2015	Test Report No RTS-6063-1503-15

**Mobile Hot Spot MSL - LTE Band 17/10mm Device Back - LTE band
17_chan23790_10MHz_BW_RB1_Offset_High_amb_temp_23.7C_liq_temp_20.7C/Area Scan
(121x171x1):** Interpolated grid: dx=1.500 mm, dy=1.500 mm
Reference Value = 18.972 V/m; **Power Drift = -0.037 dB**


Fast SAR: SAR(1g) = 0.471 W/kg; SAR(10g) = 0.316 W/kg
Maximum value of SAR (interpolated) = 0.511 W/kg

**Mobile Hot Spot MSL - LTE Band 17/10mm Device Back - LTE band
17_chan23790_10MHz_BW_RB1_Offset_High_amb_temp_23.7C_liq_temp_20.7C/Zoom Scan
(26x31x36)/Cube 0:** Interpolated grid: dx=1.500 mm, dy=1.500 mm, dz=1.000 mm
Reference Value = 18.972 V/m; **Power Drift = -0.037 dB**

Averaged SAR: SAR(1g) = 0.453 W/kg; SAR(10g) = 0.301 W/kg
Maximum value of SAR (interpolated) = 0.768 W/kg



0 dB = 0.471 W/kg = -3.27 dBW/kg

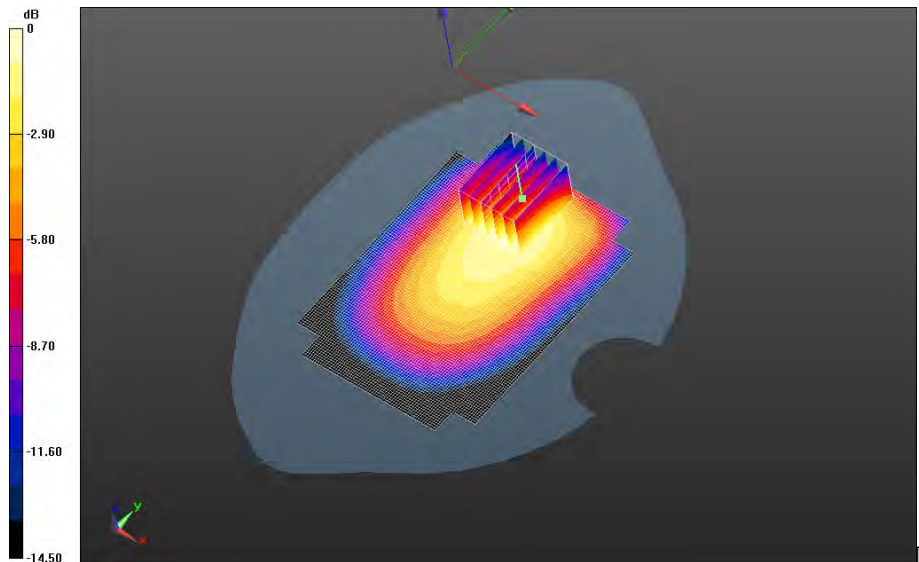
		Document Appendix C1 for the BlackBerry® Smartphone Model RHC161LW (STR100-2) SAR Report		Page 11(118)
		Author Data Andrew Becker	Dates of Test Jan 29 –Mar 09, 2015	Test Report No RTS-6063-1503-15

**Mobile Hot Spot MSL - LTE Band 17/10mm Device Back - LTE band
17_chan23800_10MHz_BW_RB1_Offset_High_amb_temp_23.8C_liq_temp_20.8C/Area Scan
(121x171x1):** Interpolated grid: dx=1.500 mm, dy=1.500 mm
Reference Value = 18.224 V/m; **Power Drift = -0.045 dB**


Fast SAR: SAR(1g) = 0.451 W/kg; SAR(10g) = 0.302 W/kg
Maximum value of SAR (interpolated) = 0.489 W/kg

**Mobile Hot Spot MSL - LTE Band 17/10mm Device Back - LTE band
17_chan23800_10MHz_BW_RB1_Offset_High_amb_temp_23.8C_liq_temp_20.8C/Zoom Scan
(26x31x36)/Cube 0:** Interpolated grid: dx=1.500 mm, dy=1.500 mm, dz=1.000 mm
Reference Value = 18.224 V/m; **Power Drift = -0.045 dB**

Averaged SAR: SAR(1g) = 0.437 W/kg; SAR(10g) = 0.290 W/kg
Maximum value of SAR (interpolated) = 0.737 W/kg



0 dB = 0.453 W/kg = -3.44 dBW/kg

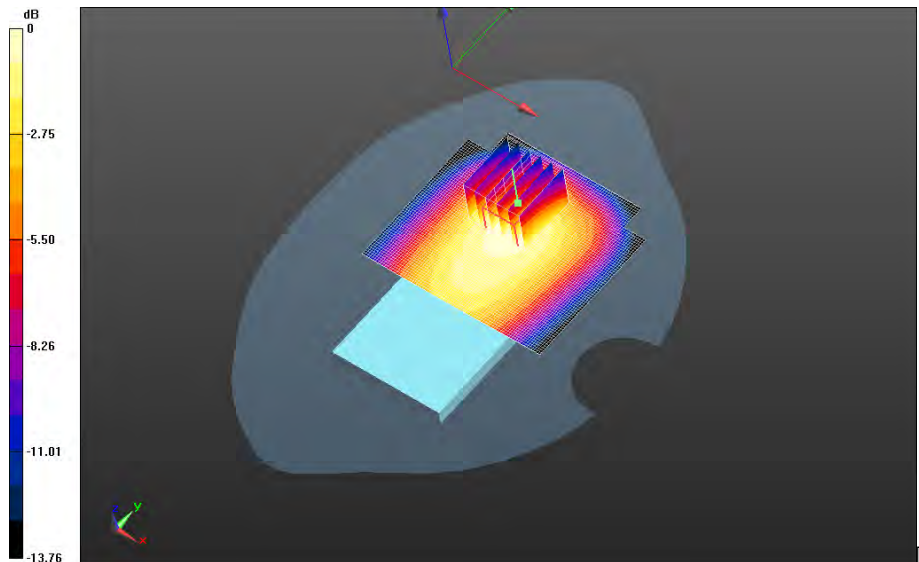
		Document Appendix C1 for the BlackBerry® Smartphone Model RHC161LW (STR100-2) SAR Report		Page 12(118)
		Author Data Andrew Becker	Dates of Test Jan 29 –Mar 09, 2015	Test Report No RTS-6063-1503-15

**Mobile Hot Spot MSL - LTE Band 17/10mm Device Back - LTE band
17_chan23780_10MHz_BW_RB25_Offset_High_amb_temp_23.7C_liq_temp_20.7C/Area Scan
(121x71x1):** Interpolated grid: dx=1.500 mm, dy=1.500 mm
Reference Value = 17.247 V/m; **Power Drift = 0.092 dB**


Fast SAR: SAR(1g) = 0.376 W/kg; SAR(10g) = 0.253 W/kg
Maximum value of SAR (interpolated) = 0.397 W/kg

**Mobile Hot Spot MSL - LTE Band 17/10mm Device Back - LTE band
17_chan23780_10MHz_BW_RB25_Offset_High_amb_temp_23.7C_liq_temp_20.7C/Zoom
Scan (26x26x36)/Cube 0:** Interpolated grid: dx=1.500 mm, dy=1.500 mm, dz=1.000 mm
Reference Value = 17.247 V/m; **Power Drift = 0.092 dB**

Averaged SAR: SAR(1g) = 0.367 W/kg; SAR(10g) = 0.247 W/kg
Maximum value of SAR (interpolated) = 0.613 W/kg

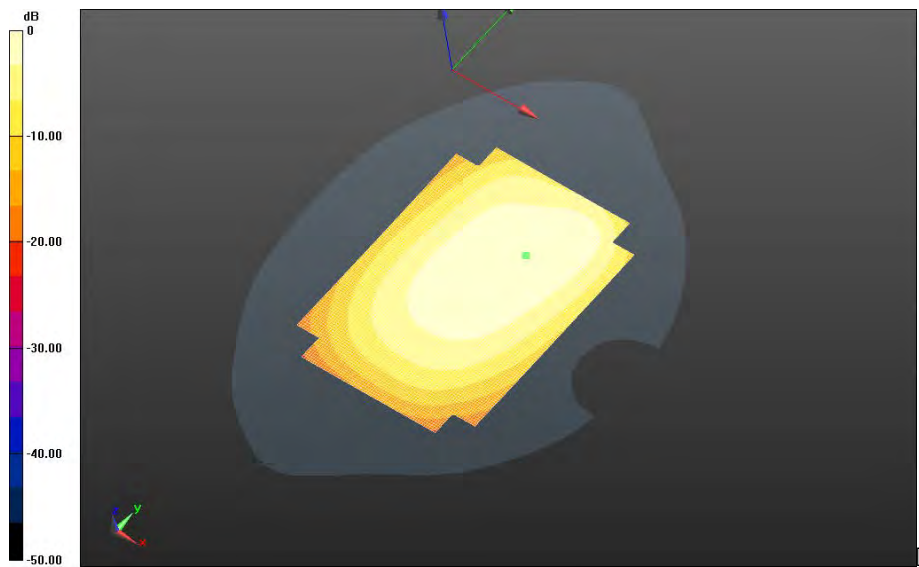


0 dB = 0.374 W/kg = -4.27 dBW/kg


		Document Appendix C1 for the BlackBerry® Smartphone Model RHC161LW (STR100-2) SAR Report		Page 13(118)
		Author Data Andrew Becker	Dates of Test Jan 29 –Mar 09, 2015	Test Report No RTS-6063-1503-15

**Mobile Hot Spot MSL - LTE Band 17/10mm Device Front - LTE band
 17_chan23790_10MHz_BW_RB1_Offset_High_amb_temp_23.8C_liq_temp_20.8C 2/Area Scan
 (121x171x1): Interpolated grid: dx=1.500 mm, dy=1.500 mm
 Reference Value = 17.237 V/m; Power Drift = 0.013 dB**

**Fast SAR: SAR(1g) = 0.302 W/kg; SAR(10g) = 0.213 W/kg
 Maximum value of SAR (interpolated) = 0.309 W/kg**




0 dB = 0.309 W/kg = -5.10 dBW/kg


		Document Appendix C1 for the BlackBerry® Smartphone Model RHC161LW (STR100-2) SAR Report		Page 14(118)
		Author Data Andrew Becker	Dates of Test Jan 29 –Mar 09, 2015	Test Report No RTS-6063-1503-15

**Mobile Hot Spot MSL - LTE Band 17/10mm Device Left -LTE band
 17_chan23790_10MHz_BW_RB1_Offset_High_amb_temp_23.8C_liq_temp_20.8C/Area Scan
 (121x171x1): Interpolated grid: dx=1.500 mm, dy=1.500 mm
 Reference Value = 18.926 V/m; Power Drift = 0.018 dB**

**Fast SAR: SAR(1g) = 0.299 W/kg; SAR(10g) = 0.206 W/kg
 Maximum value of SAR (interpolated) = 0.308 W/kg**




0 dB = 0.308 W/kg = -5.11 dBW/kg


		Document Appendix C1 for the BlackBerry® Smartphone Model RHC161LW (STR100-2) SAR Report		Page 15(118)
		Author Data Andrew Becker	Dates of Test Jan 29 –Mar 09, 2015	Test Report No RTS-6063-1503-15

**Mobile Hot Spot MSL - LTE Band 17/10mm Device Bottom -LTE band
 17_chan23790_10MHz_BW_RB1_Offset_High_amb_temp_23.8C_liq_temp_20.8C/Area Scan
 (121x171x1): Interpolated grid: dx=1.500 mm, dy=1.500 mm
 Reference Value = 18.287 V/m; Power Drift = -0.012 dB**

**Fast SAR: SAR(1g) = 0.316 W/kg; SAR(10g) = 0.207 W/kg
 Maximum value of SAR (interpolated) = 0.327 W/kg**



0 dB = 0.327 W/kg = -4.85 dBW/kg

		Document		Page
		Appendix C1 for the BlackBerry® Smartphone Model RHC161LW (STR100-2) SAR Report		16(118)
Author Data	Dates of Test	Test Report No	FCC ID:	IC
Andrew Becker	Jan 29 –Mar 09, 2015	RTS-6063-1503-15	L6ARHC160LW	2503A-RHC160LW

LTE Band 5

Date: 2/26/2015

Test Lab: BlackBerry RTS

DUT Name: BlackBerry Smartphone, Type: Sample, Serial: 2FFE780C

Configuration: Mobile Hot Spot MSL - LTE Band 5

Communication System: LTE 5 (0); Communication System Band: LTE 5; Frequency: 829 MHz

Medium Parameters used: $f=829$ MHz; $\sigma = 0.961$ S/m; $\epsilon_r = 52.791$; $\rho = 1.000$ g/cm³

Phantom section: Flat Section

DASY Configuration:

- Probe: ET3DV6 - SN1643; ConvF: (6.24,6.24,6.24); Calibrated: 3/10/2014;
- Sensor-Surface: 4 mm (Mechanical Surface Detection)
- Electronics: DAE4 Sn881; Calibrated: 1/13/2015
- Phantom: SAM 2; Type: SAM 4.0; Serial: 1080
- DASY52 52.8.8(1222); SEMCAD X Version 14.6.10 (7331)

Mobile Hot Spot MSL - LTE Band 5/10mm Device Back - LTE band

5_chan20450_10MHz_BW_RB1_Offset_High_amb_temp_23.6C_liq_temp_20.5C/Area Scan

(121x61x1): Interpolated grid: dx=1.500 mm, dy=1.500 mm

Reference Value = 23.216 V/m; **Power Drift = -0.00764 dB**

Fast SAR: SAR(1g) = 0.620 W/kg; SAR(10g) = 0.423 W/kg

Maximum value of SAR (interpolated) = 0.666 W/kg

Mobile Hot Spot MSL - LTE Band 5/10mm Device Back - LTE band

5_chan20450_10MHz_BW_RB1_Offset_High_amb_temp_23.6C_liq_temp_20.5C/Zoom Scan

(26x26x36)/Cube 0: Interpolated grid: dx=1.500 mm, dy=1.500 mm, dz=1.000 mm

Reference Value = 23.216 V/m; **Power Drift = -0.00764 dB**

Averaged SAR: SAR(1g) = 0.613 W/kg; SAR(10g) = 0.420 W/kg

Maximum value of SAR (interpolated) = 0.935 W/kg

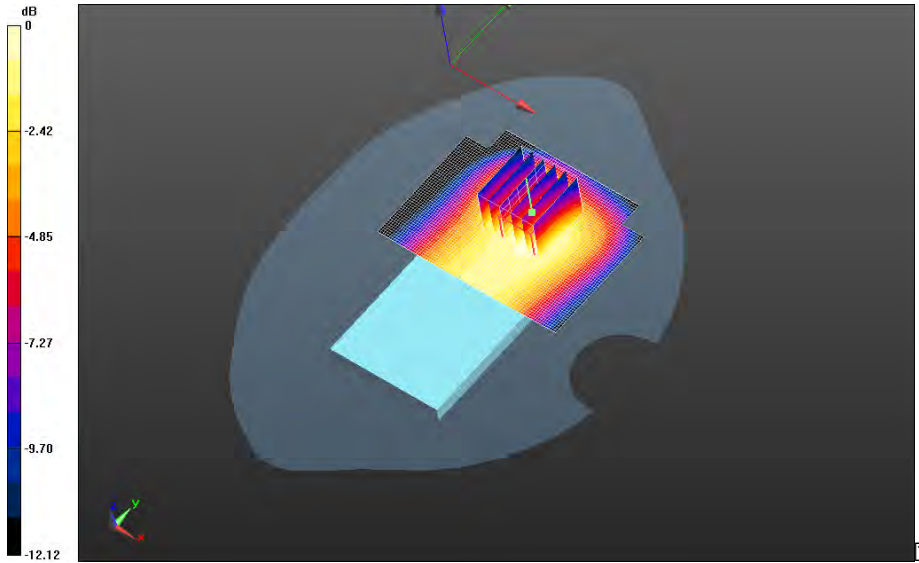
Author Data
Andrew Becker

Dates of Test
Jan 29 –Mar 09, 2015


Test Report No
RTS-6063-1503-15

FCC ID:
L6ARHC160LW

IC
2503A-RHC160LW




0 dB = 0.658 W/kg = -1.82 dBW/kg


		Document Appendix C1 for the BlackBerry® Smartphone Model RHC161LW (STR100-2) SAR Report		Page 18(118)
		Author Data Andrew Becker	Dates of Test Jan 29 –Mar 09, 2015	Test Report No RTS-6063-1503-15

**Mobile Hot Spot MSL - LTE Band 5/10mm Device Back - LTE band
 5_chan20525_10MHz_BW_RB1_Offset_Low_amb_temp_23.8C_liq_temp_20.6C/Area Scan
 (121x61x1): Interpolated grid: dx=1.500 mm, dy=1.500 mm
 Reference Value = 20.636 V/m; Power Drift = 0.042 dB**

**Fast SAR: SAR(1g) = 0.485 W/kg; SAR(10g) = 0.331 W/kg
 Maximum value of SAR (interpolated) = 0.521 W/kg**



0 dB = 0.521 W/kg = -2.83 dBW/kg

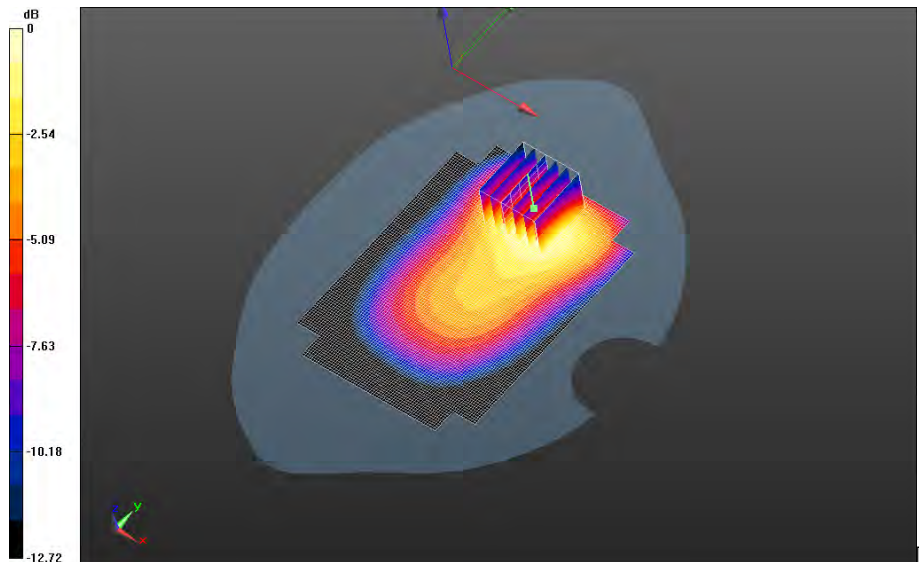
		Document Appendix C1 for the BlackBerry® Smartphone Model RHC161LW (STR100-2) SAR Report		Page 19(118)
		Author Data Andrew Becker	Dates of Test Jan 29 –Mar 09, 2015	Test Report No RTS-6063-1503-15

**Mobile Hot Spot MSL - LTE Band 5/10mm Device Back - LTE band
5_chan20600_10MHz_BW_RB1_Offset_High_amb_temp_23.6C_liq_temp_20.5C/Area Scan
(121x171x1):** Interpolated grid: dx=1.500 mm, dy=1.500 mm
Reference Value = 21.328 V/m; **Power Drift = -0.091 dB**


Fast SAR: SAR(1g) = 0.774 W/kg; SAR(10g) = 0.522 W/kg
Maximum value of SAR (interpolated) = 0.833 W/kg

**Mobile Hot Spot MSL - LTE Band 5/10mm Device Back - LTE band
5_chan20600_10MHz_BW_RB1_Offset_High_amb_temp_23.6C_liq_temp_20.5C/Zoom Scan
(26x26x36)/Cube 0:** Interpolated grid: dx=1.500 mm, dy=1.500 mm, dz=1.000 mm
Reference Value = 21.328 V/m; **Power Drift = -0.091 dB**

Averaged SAR: SAR(1g) = 0.763 W/kg; SAR(10g) = 0.507 W/kg
Maximum value of SAR (interpolated) = 1.22 W/kg

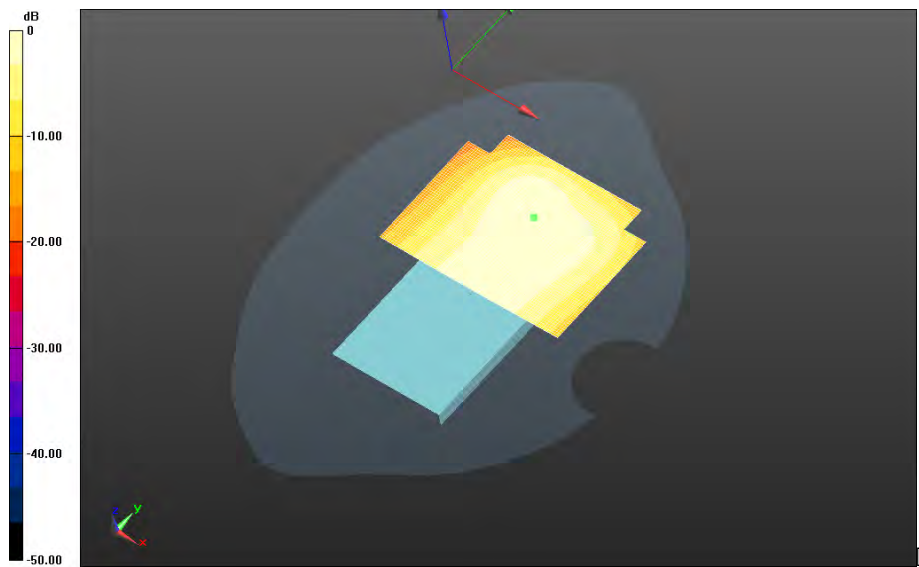


0 dB = 0.817 W/kg = -0.88 dBW/kg


		Document Appendix C1 for the BlackBerry® Smartphone Model RHC161LW (STR100-2) SAR Report		Page 20(118)
		Author Data Andrew Becker	Dates of Test Jan 29 –Mar 09, 2015	Test Report No RTS-6063-1503-15

**Mobile Hot Spot MSL - LTE Band 5/10mm Device Back - LTE band
 5_chan20525_10MHz_BW_RB25_Offset_Low_amb_temp_23.8C_liq_temp_20.6C/Area Scan
 (121x61x1): Interpolated grid: dx=1.500 mm, dy=1.500 mm
 Reference Value = 19.862 V/m; Power Drift = -0.036 dB**

**Fast SAR: SAR(1g) = 0.465 W/kg; SAR(10g) = 0.317 W/kg
 Maximum value of SAR (interpolated) = 0.499 W/kg**




0 dB = 0.499 W/kg = -3.02 dBW/kg


		Document Appendix C1 for the BlackBerry® Smartphone Model RHC161LW (STR100-2) SAR Report		Page 21(118)
		Author Data Andrew Becker	Dates of Test Jan 29 –Mar 09, 2015	Test Report No RTS-6063-1503-15

**Mobile Hot Spot MSL - LTE Band 5/10mm Device Back - LTE band
 5_chan20450_10MHz_BW_RB50_Offset_Low_amb_temp_23.8C_liq_temp_20.6C/Area Scan
 (121x61x1): Interpolated grid: dx=1.500 mm, dy=1.500 mm
 Reference Value = 18.711 V/m; Power Drift = 0.00736 dB**

**Fast SAR: SAR(1g) = 0.364 W/kg; SAR(10g) = 0.251 W/kg
 Maximum value of SAR (interpolated) = 0.391 W/kg**




0 dB = 0.391 W/kg = -4.08 dBW/kg


		Document Appendix C1 for the BlackBerry® Smartphone Model RHC161LW (STR100-2) SAR Report		Page 22(118)
		Author Data Andrew Becker	Dates of Test Jan 29 –Mar 09, 2015	Test Report No RTS-6063-1503-15

**Mobile Hot Spot MSL - LTE Band 5/10mm Device Front- LTE band
 5_chan20600_10MHz_BW_RB1_Offset_High_amb_temp_23.8C_liq_temp_20.6C/Area Scan
 (121x171x1): Interpolated grid: dx=1.500 mm, dy=1.500 mm
 Reference Value = 19.748 V/m; Power Drift = 0.00488 dB**

**Fast SAR: SAR(1g) = 0.517 W/kg; SAR(10g) = 0.358 W/kg
 Maximum value of SAR (interpolated) = 0.548 W/kg**

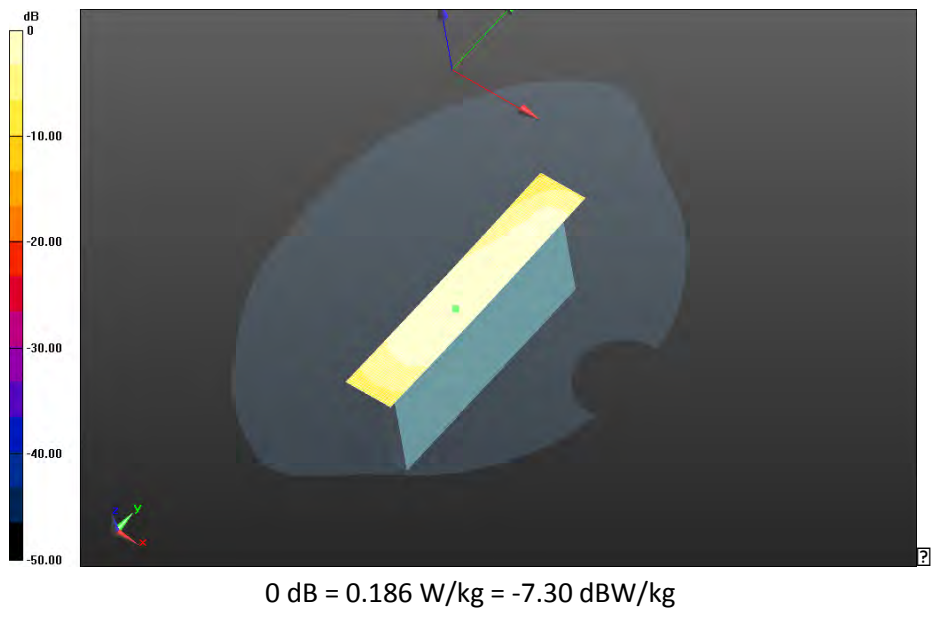



0 dB = 0.548 W/kg = -2.61 dBW/kg

		Document Appendix C1 for the BlackBerry® Smartphone Model RHC161LW (STR100-2) SAR Report		Page 23(118)
		Author Data Andrew Becker	Dates of Test Jan 29 –Mar 09, 2015	Test Report No RTS-6063-1503-15

**Mobile Hot Spot MSL - LTE Band 5/10mm Device Left - LTE band
 5_chan20600_10MHz_BW_RB1_Offset_High_amb_temp_23.8C_liq_temp_20.7C/Area Scan
 (121x171x1): Interpolated grid: dx=1.500 mm, dy=1.500 mm
 Reference Value = 13.802 V/m; **Power Drift = -0.012 dB****

Fast SAR: SAR(1g) = 0.174 W/kg; SAR(10g) = 0.119 W/kg
 Maximum value of SAR (interpolated) = 0.186 W/kg



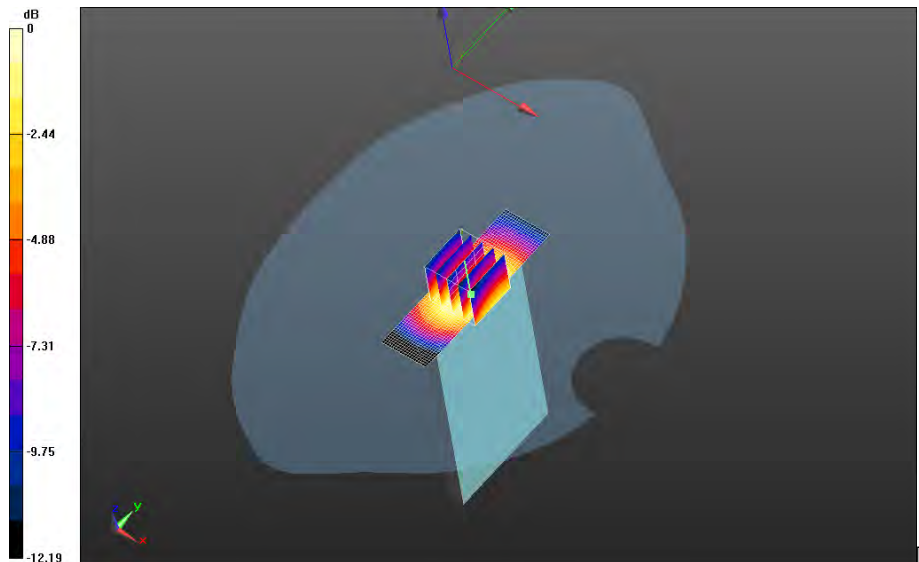
		Document Appendix C1 for the BlackBerry® Smartphone Model RHC161LW (STR100-2) SAR Report		Page 24(118)
		Author Data Andrew Becker	Dates of Test Jan 29 –Mar 09, 2015	Test Report No RTS-6063-1503-15

**Mobile Hot Spot MSL - LTE Band 5/10mm Device Bottom - LTE band
5_chan20600_10MHz_BW_RB1_Offset_High_amb_temp_23.9C_liq_temp_22.5C/Area Scan
(121x171x1):** Interpolated grid: dx=1.500 mm, dy=1.500 mm
Reference Value = 23.554 V/m; **Power Drift = -0.022 dB**


Fast SAR: SAR(1g) = 0.520 W/kg; SAR(10g) = 0.339 W/kg
Maximum value of SAR (interpolated) = 0.567 W/kg

**Mobile Hot Spot MSL - LTE Band 5/10mm Device Bottom - LTE band
5_chan20600_10MHz_BW_RB1_Offset_High_amb_temp_23.9C_liq_temp_22.5C/Zoom Scan
(21x21x36)/Cube 0:** Interpolated grid: dx=1.500 mm, dy=1.500 mm, dz=1.000 mm
Reference Value = 23.554 V/m; **Power Drift = -0.022 dB**

Averaged SAR: SAR(1g) = 0.505 W/kg; SAR(10g) = 0.330 W/kg
Maximum value of SAR (interpolated) = 0.769 W/kg



0 dB = 0.551 W/kg = -2.59 dBW/kg

	Document Appendix C1 for the BlackBerry® Smartphone Model RHC161LW (STR100-2) SAR Report			Page 25(118)
	Author Data Andrew Becker	Dates of Test Jan 29 –Mar 09, 2015	Test Report No RTS-6063-1503-15	FCC ID: L6ARHC160LW

GSM 850

Date: 2/24/2015

Test Lab: BlackBerry RTS

DUT Name: BlackBerry Smartphone, Type: Sample, Serial: 2FFE780C

Configuration: Mobile Hot Spot MSL - GPRS 850

Communication System: GPRS 850 (3 slots) (0); Communication System Band: GPRS 850 (3 slots); Frequency: 824.2 MHz

Medium Parameters used: $f=825$ MHz; $\sigma = 0.956$ S/m; $\epsilon_r = 52.831$; $\rho = 1.000$ g/cm³

Phantom section: Flat Section

DASY Configuration:

- Probe: ET3DV6 - SN1643; ConvF: (6.24,6.24,6.24); Calibrated: 3/10/2014;
- Sensor-Surface: 4 mm (Mechanical Surface Detection)
- Electronics: DAE4 Sn881; Calibrated: 1/13/2015
- Phantom: SAM 2; Type: SAM 4.0; Serial: 1080
- DASY52 52.8.8(1222); SEMCAD X Version 14.6.10 (7331)

Mobile Hot Spot MSL - GPRS 850/10mm Device Back - GPRS 850_3-

Slot_chan128_amb_temp_23.8C_liq_temp_20.9C/Area Scan (121x61x1): Interpolated grid:
dx=1.500 mm, dy=1.500 mm

Reference Value = 31.472 V/m; **Power Drift = -0.083 dB**

Fast SAR: SAR(1g) = 0.832 W/kg; SAR(10g) = 0.587 W/kg

Maximum value of SAR (interpolated) = 0.876 W/kg

Mobile Hot Spot MSL - GPRS 850/10mm Device Back - GPRS 850_3-

Slot_chan128_amb_temp_23.8C_liq_temp_20.9C/Zoom Scan (21x21x36)/Cube 0: Interpolated
grid: dx=1.500 mm, dy=1.500 mm, dz=1.000 mm

Reference Value = 31.472 V/m; **Power Drift = -0.083 dB**

Averaged SAR: SAR(1g) = 0.835 W/kg; SAR(10g) = 0.643 W/kg

Maximum value of SAR (interpolated) = 1.01 W/kg


Author Data
Andrew Becker

Dates of Test
Jan 29 –Mar 09, 2015


Test Report No
RTS-6063-1503-15

FCC ID:
L6ARHC160LW

IC
2503A-RHC160LW



0 dB = 0.879 W/kg = -0.56 dBW/kg

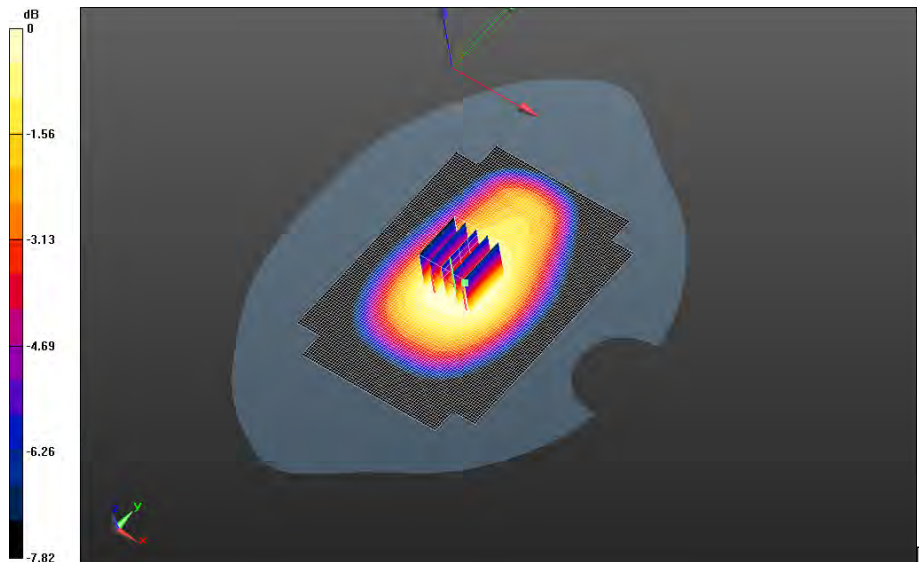
		Document Appendix C1 for the BlackBerry® Smartphone Model RHC161LW (STR100-2) SAR Report		Page 27(118)
		Author Data Andrew Becker	Dates of Test Jan 29 –Mar 09, 2015	Test Report No RTS-6063-1503-15

Mobile Hot Spot MSL - GPRS 850/10mm Device Back - GPRS 850_3-Slot_chan190_amb_temp_23.8C_liq_temp_20.9C/Area Scan (121x171x1): Interpolated grid: dx=1.500 mm, dy=1.500 mm
Reference Value = 32.226 V/m; **Power Drift = -0.180 dB**


Fast SAR: SAR(1g) = 0.859 W/kg; SAR(10g) = 0.604 W/kg
Maximum value of SAR (interpolated) = 0.908 W/kg

Mobile Hot Spot MSL - GPRS 850/10mm Device Back - GPRS 850_3-Slot_chan190_amb_temp_23.8C_liq_temp_20.9C/Zoom Scan (21x21x36)/Cube 0: Interpolated grid: dx=1.500 mm, dy=1.500 mm, dz=1.000 mm
Reference Value = 32.226 V/m; **Power Drift = -0.180 dB**

Averaged SAR: SAR(1g) = 0.835 W/kg; SAR(10g) = 0.642 W/kg
Maximum value of SAR (interpolated) = 1.01 W/kg



0 dB = 0.872 W/kg = -0.59 dBW/kg

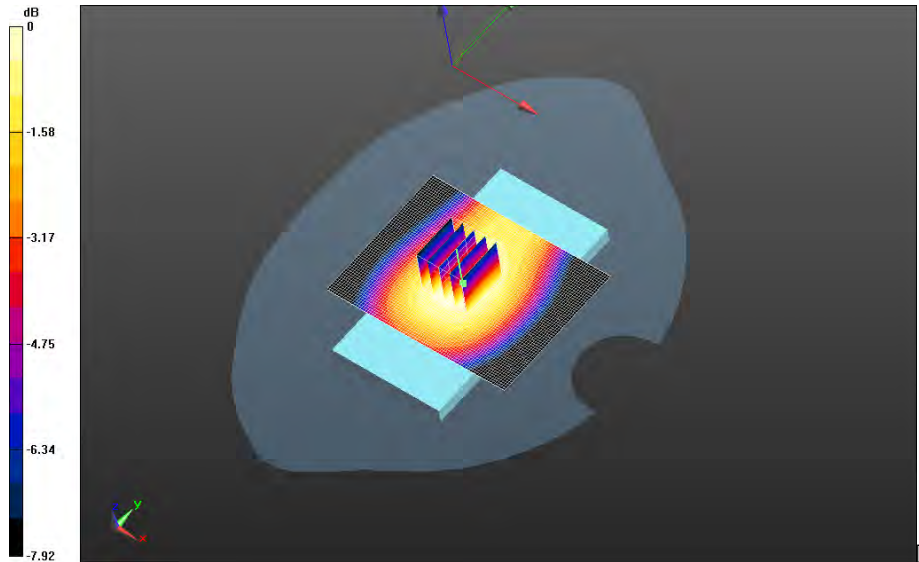
		Document Appendix C1 for the BlackBerry® Smartphone Model RHC161LW (STR100-2) SAR Report		Page 28(118)
		Author Data Andrew Becker	Dates of Test Jan 29 –Mar 09, 2015	Test Report No RTS-6063-1503-15

Mobile Hot Spot MSL - GPRS 850/10mm Device Back - GPRS 850_3-Slot_chan251_amb_temp_23.9C_liq_temp_20.9C/Area Scan (121x61x1): Interpolated grid:
dx=1.500 mm, dy=1.500 mm
Reference Value = 28.494 V/m; **Power Drift = -0.062 dB**


Fast SAR: SAR(1g) = 0.713 W/kg; SAR(10g) = 0.501 W/kg
Maximum value of SAR (interpolated) = 0.753 W/kg

Mobile Hot Spot MSL - GPRS 850/10mm Device Back - GPRS 850_3-Slot_chan251_amb_temp_23.9C_liq_temp_20.9C/Zoom Scan (21x21x36)/Cube 0: Interpolated grid: dx=1.500 mm, dy=1.500 mm, dz=1.000 mm
Reference Value = 28.494 V/m; **Power Drift = -0.062 dB**

Averaged SAR: SAR(1g) = 0.718 W/kg; SAR(10g) = 0.550 W/kg
Maximum value of SAR (interpolated) = 0.881 W/kg



0 dB = 0.754 W/kg = -1.23 dBW/kg

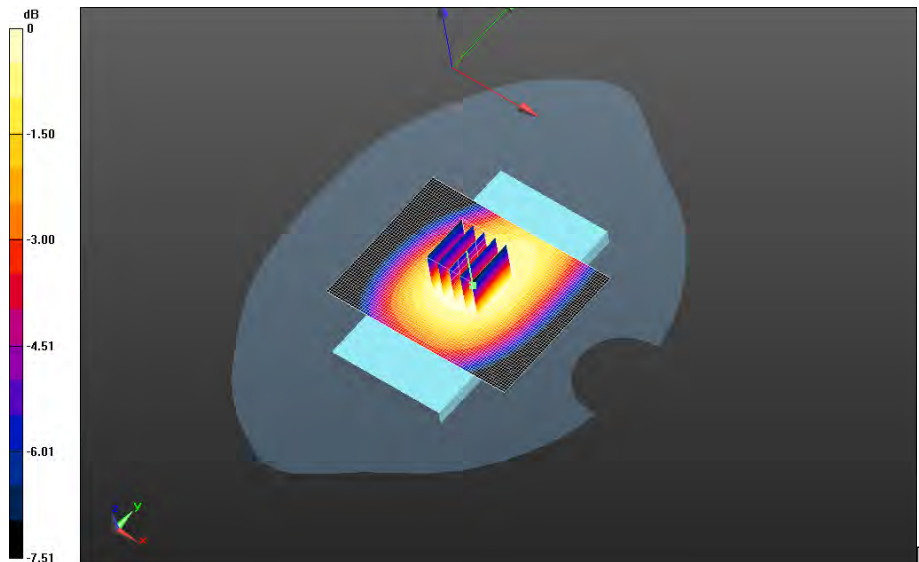
		Document Appendix C1 for the BlackBerry® Smartphone Model RHC161LW (STR100-2) SAR Report		Page 29(118)
		Author Data Andrew Becker	Dates of Test Jan 29 –Mar 09, 2015	Test Report No RTS-6063-1503-15

Mobile Hot Spot MSL - GPRS 850/10mm Device Front - GPRS 850_3-Slot_chan128_amb_temp_23.8C_liq_temp_20.9C/Area Scan (121x61x1): Interpolated grid:
dx=1.500 mm, dy=1.500 mm
Reference Value = 28.924 V/m; **Power Drift = -0.011 dB**


Fast SAR: SAR(1g) = 0.700 W/kg; SAR(10g) = 0.498 W/kg
Maximum value of SAR (interpolated) = 0.738 W/kg

Mobile Hot Spot MSL - GPRS 850/10mm Device Front - GPRS 850_3-Slot_chan128_amb_temp_23.8C_liq_temp_20.9C/Zoom Scan (21x21x36)/Cube 0: Interpolated grid: dx=1.500 mm, dy=1.500 mm, dz=1.000 mm
Reference Value = 28.924 V/m; **Power Drift = -0.011 dB**

Averaged SAR: SAR(1g) = 0.705 W/kg; SAR(10g) = 0.548 W/kg
Maximum value of SAR (interpolated) = 0.864 W/kg



0 dB = 0.741 W/kg = -1.30 dBW/kg


		Document		Page
		Appendix C1 for the BlackBerry® Smartphone Model RHC161LW (STR100-2) SAR Report		30(118)
Author Data	Dates of Test	Test Report No	FCC ID:	IC
Andrew Becker	Jan 29 –Mar 09, 2015	RTS-6063-1503-15	L6ARHC160LW	2503A-RHC160LW

Mobile Hot Spot MSL - GPRS 850/10mm Device Front - GPRS 850_3-Slot_chan190_amb_temp_23.8C_liq_temp_20.9C/Area Scan (121x171x1): Interpolated grid:
dx=1.500 mm, dy=1.500 mm
Reference Value = 28.072 V/m; **Power Drift = -0.046 dB**


Fast SAR: SAR(1g) = 0.662 W/kg; SAR(10g) = 0.470 W/kg
Maximum value of SAR (interpolated) = 0.697 W/kg

Mobile Hot Spot MSL - GPRS 850/10mm Device Front - GPRS 850_3-Slot_chan190_amb_temp_23.8C_liq_temp_20.9C/Zoom Scan (21x21x36)/Cube 0: Interpolated grid: dx=1.500 mm, dy=1.500 mm, dz=1.000 mm
Reference Value = 28.072 V/m; **Power Drift = -0.046 dB**

Averaged SAR: SAR(1g) = 0.667 W/kg; SAR(10g) = 0.518 W/kg
Maximum value of SAR (interpolated) = 0.813 W/kg

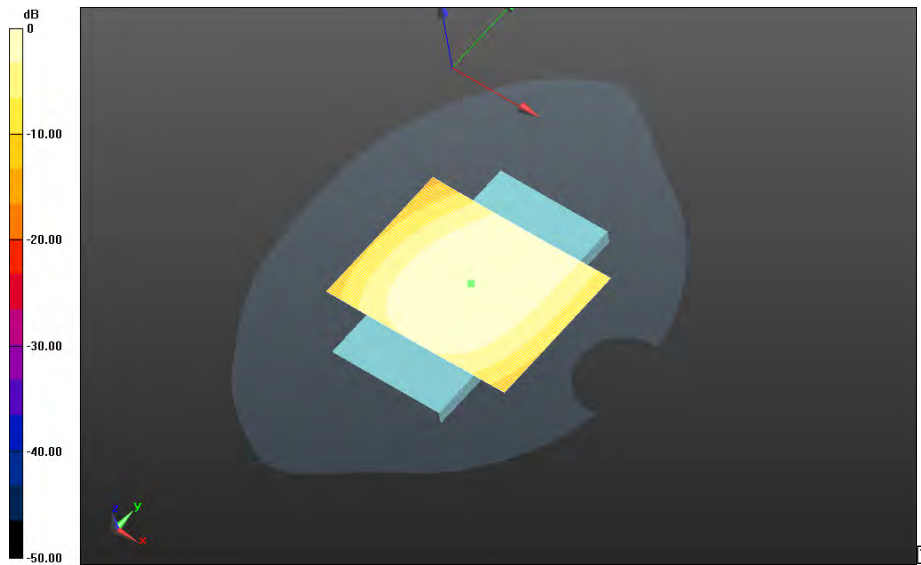



0 dB = 0.696 W/kg = -1.57 dBW/kg

		Document Appendix C1 for the BlackBerry® Smartphone Model RHC161LW (STR100-2) SAR Report		Page 31(118)
		Author Data Andrew Becker	Dates of Test Jan 29 –Mar 09, 2015	Test Report No RTS-6063-1503-15

**Mobile Hot Spot MSL - GPRS 850/10mm Device Front - GPRS 850_3-
 Slot_chan251_amb_temp_23.9C_liq_temp_20.9C/Area Scan (121x61x1):** Interpolated grid:
 dx=1.500 mm, dy=1.500 mm
 Reference Value = 25.820 V/m; **Power Drift = -0.097 dB**


Fast SAR: SAR(1g) = 0.567 W/kg; SAR(10g) = 0.403 W/kg
 Maximum value of SAR (interpolated) = 0.598 W/kg




		Document		Page
		Appendix C1 for the BlackBerry® Smartphone Model RHC161LW (STR100-2) SAR Report		32(118)
Author Data	Dates of Test	Test Report No	FCC ID:	IC
Andrew Becker	Jan 29 –Mar 09, 2015	RTS-6063-1503-15	L6ARHC160LW	2503A-RHC160LW

**Mobile Hot Spot MSL - GPRS 850/10mm Device Left - GPRS 850_3-
Slot_chan190_amb_temp_23.8C_liq_temp_20.9C/Area Scan (121x171x1):** Interpolated grid:
dx=1.500 mm, dy=1.500 mm
Reference Value = 25.925 V/m; **Power Drift = -0.135 dB**

Fast SAR: SAR(1g) = 0.588 W/kg; SAR(10g) = 0.397 W/kg
Maximum value of SAR (interpolated) = 0.629 W/kg




0 dB = 0.629 W/kg = -2.01 dBW/kg


		Document Appendix C1 for the BlackBerry® Smartphone Model RHC161LW (STR100-2) SAR Report		Page 33(118)
		Author Data Andrew Becker	Dates of Test Jan 29 –Mar 09, 2015	Test Report No RTS-6063-1503-15

**Mobile Hot Spot MSL - GPRS 850/10mm Device Bottom - GPRS 850_3-
 Slot_chan190_amb_temp_23.8C_liq_temp_22.1C/Area Scan (121x171x1):** Interpolated grid:
 dx=1.500 mm, dy=1.500 mm
 Reference Value = 13.294 V/m; **Power Drift = -0.063 dB**

Fast SAR: SAR(1g) = 0.180 W/kg; SAR(10g) = 0.112 W/kg
 Maximum value of SAR (interpolated) = 0.203 W/kg



0 dB = 0.203 W/kg = -6.93 dBW/kg

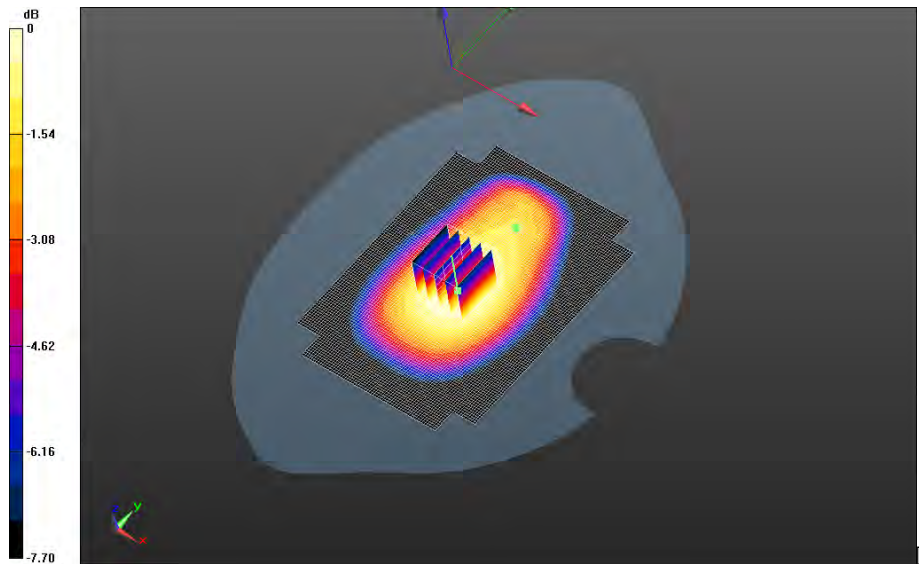
		Document Appendix C1 for the BlackBerry® Smartphone Model RHC161LW (STR100-2) SAR Report		Page 34(118)
		Author Data Andrew Becker	Dates of Test Jan 29 –Mar 09, 2015	Test Report No RTS-6063-1503-15

**Mobile Hot Spot MSL - GPRS 850/2nd Scan 10mm Device Back - GPRS 850_3-
Slot_chan190_amb_temp_23.8C_liq_temp_20.9C/Area Scan (121x171x1):** Interpolated grid:
dx=1.500 mm, dy=1.500 mm
Reference Value = 31.498 V/m; **Power Drift = -0.099 dB**


Fast SAR: SAR(1g) = 0.846 W/kg; SAR(10g) = 0.595 W/kg
Maximum value of SAR (interpolated) = 0.895 W/kg

**Mobile Hot Spot MSL - GPRS 850/2nd Scan 10mm Device Back - GPRS 850_3-
Slot_chan190_amb_temp_23.8C_liq_temp_20.9C/Zoom Scan (21x21x36)/Cube 0:** Interpolated
grid: dx=1.500 mm, dy=1.500 mm, dz=1.000 mm
Reference Value = 31.498 V/m; **Power Drift = -0.099 dB**

Averaged SAR: SAR(1g) = 0.846 W/kg; SAR(10g) = 0.650 W/kg
Maximum value of SAR (interpolated) = 1.02 W/kg



0 dB = 0.891 W/kg = -0.50 dBW/kg

		Document		Page
		Appendix C1 for the BlackBerry® Smartphone Model RHC161LW (STR100-2) SAR Report		35(118)
Author Data	Dates of Test	Test Report No	FCC ID:	IC
Andrew Becker	Jan 29 –Mar 09, 2015	RTS-6063-1503-15	L6ARHC160LW	2503A-RHC160LW

UMTS Band V

Date: 2/23/2015

Test Lab: BlackBerry RTS

DUT Name: BlackBerry Smartphone, Type: Sample, Serial: 2FFE780C

Configuration: Mobile Hot Spot MSL - UMTS V

Communication System: WCDMA FDD V (0); Communication System Band: UMTS band V;

Frequency: 826.4 MHz

Medium Parameters used: $f=826.4$ MHz; $\sigma = 0.958$ S/m; $\epsilon_r = 52.817$; $\rho = 1.000$ g/cm³

Phantom section: Flat Section

DASY Configuration:

- Probe: ET3DV6 - SN1643; ConvF: (6.24,6.24,6.24); Calibrated: 3/10/2014;
- Sensor-Surface: 4 mm (Mechanical Surface Detection)
- Electronics: DAE4 Sn881; Calibrated: 1/13/2015
- Phantom: SAM 2; Type: SAM 4.0; Serial: 1080
- DASY52 52.8.8(1222); SEMCAD X Version 14.6.10 (7331)

Mobile Hot Spot MSL - UMTS V/10mm Device Back - UMTS


V_chan4132_amb_temp_23.7C_liq_temp_21.4C/Area Scan (121x171x1): Interpolated grid:

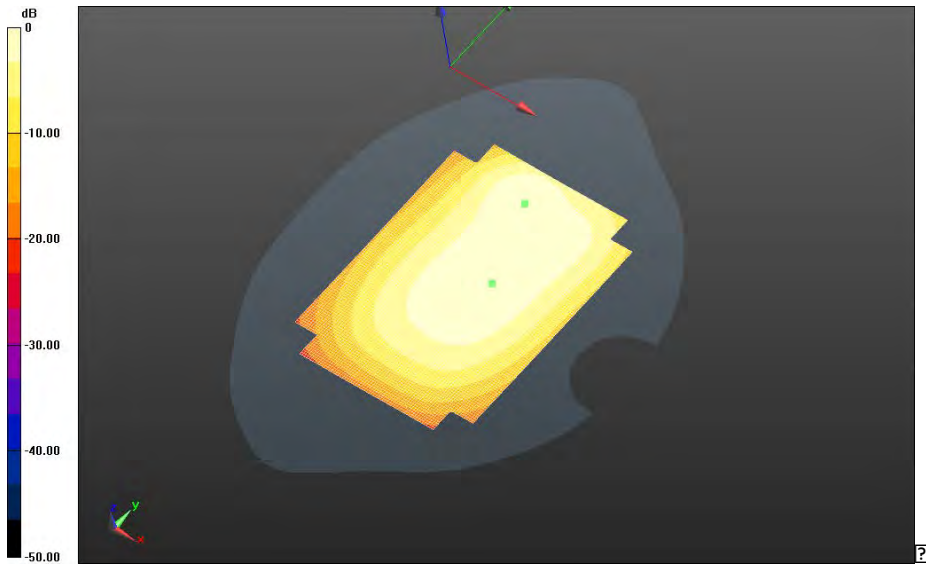
$dx=1.500$ mm, $dy=1.500$ mm

Reference Value = 23.902 V/m; **Power Drift = -0.079 dB**

Fast SAR: SAR(1g) = 0.576 W/kg; SAR(10g) = 0.401 W/kg; Secondary SAR(1g) = 0.573 W/kg

Maximum value of SAR (interpolated) = 0.619 W/kg

		Document Appendix C1 for the BlackBerry® Smartphone Model RHC161LW (STR100-2) SAR Report		Page 36(118)
		Author Data Andrew Becker	Dates of Test Jan 29 –Mar 09, 2015	Test Report No RTS-6063-1503-15



0 dB = 0.619 W/kg = -2.08 dBW/kg

Mobile Hot Spot MSL - UMTS V/10mm Device Back - UMTS

V_chan4182_amb_temp_23.7C_liq_temp_21.4C/Area Scan (81x81x1): Interpolated grid:

dx=1.500 mm, dy=1.500 mm

Reference Value = 24.883 V/m; **Power Drift = -0.064 dB**

Fast SAR: SAR(1g) = 0.830 W/kg; SAR(10g) = 0.566 W/kg; Secondary SAR(1g) = 0.573 W/kg

Maximum value of SAR (interpolated) = 0.898 W/kg

Mobile Hot Spot MSL - UMTS V/10mm Device Back - UMTS

V_chan4182_amb_temp_23.7C_liq_temp_21.4C/Zoom Scan (26x26x36)/Cube 0: Interpolated

grid: dx=1.500 mm, dy=1.500 mm, dz=1.000 mm

Reference Value = 24.883 V/m; **Power Drift = -0.064 dB**

Averaged SAR: SAR(1g) = 0.803 W/kg; SAR(10g) = 0.545 W/kg

Maximum value of SAR (interpolated) = 1.24 W/kg

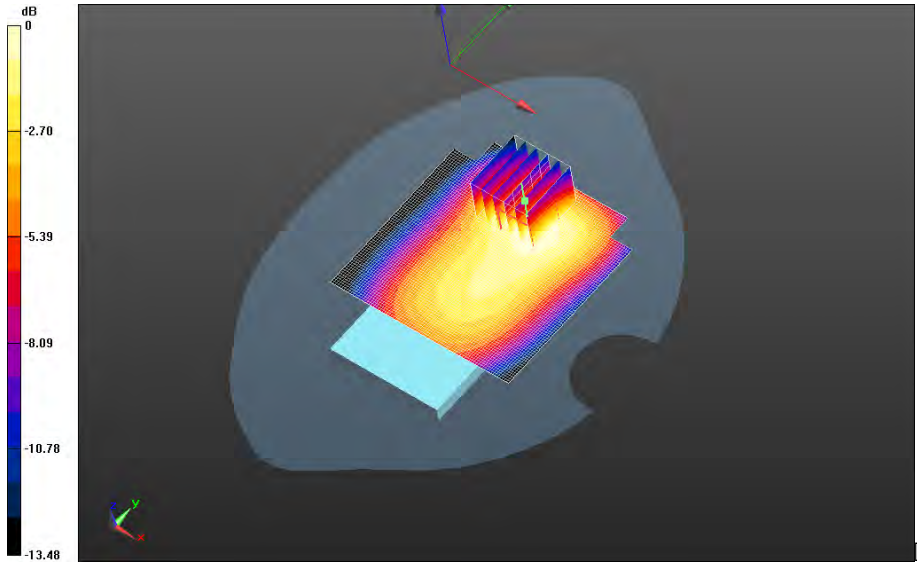
Author Data
Andrew Becker

Dates of Test
Jan 29 –Mar 09, 2015


Test Report No
RTS-6063-1503-15

FCC ID:
L6ARHC160LW

IC
2503A-RHC160LW



0 dB = 0.848 W/kg = -0.72 dBW/kg

		Document Appendix C1 for the BlackBerry® Smartphone Model RHC161LW (STR100-2) SAR Report		Page 38(118)
		Author Data Andrew Becker	Dates of Test Jan 29 –Mar 09, 2015	Test Report No RTS-6063-1503-15

Mobile Hot Spot MSL - UMTS V/10mm Device Back - UMTS

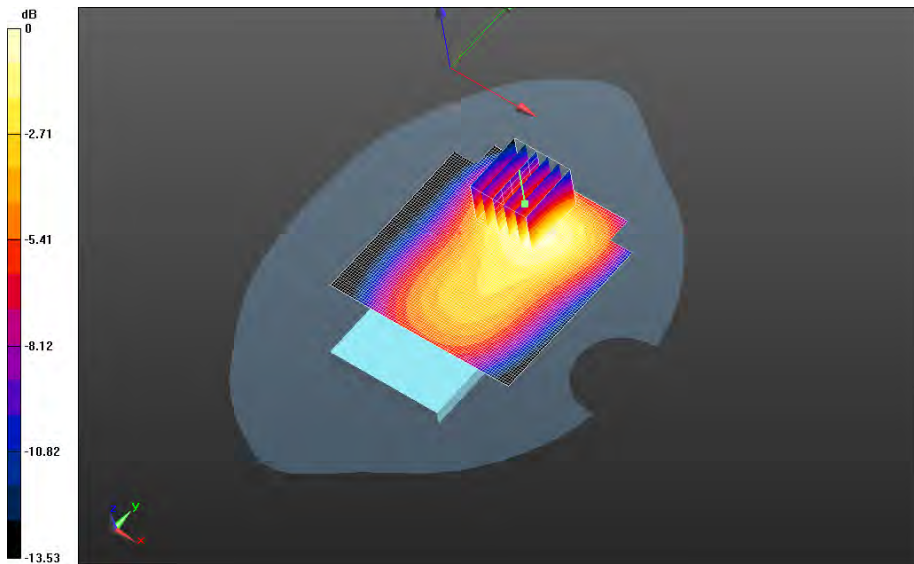
V_chan4233_amb_temp_23.7C_liq_temp_21.3C/Area Scan (81x81x1): Interpolated grid:
 dx=1.500 mm, dy=1.500 mm
 Reference Value = 22.003 V/m; **Power Drift = 0.024 dB**

Fast SAR: SAR(1g) = 0.827 W/kg; SAR(10g) = 0.559 W/kg; Secondary SAR(1g) = 0.573 W/kg
 Maximum value of SAR (interpolated) = 0.898 W/kg


Mobile Hot Spot MSL - UMTS V/10mm Device Back - UMTS

V_chan4233_amb_temp_23.7C_liq_temp_21.3C/Zoom Scan (26x26x36)/Cube 0: Interpolated
 grid: dx=1.500 mm, dy=1.500 mm, dz=1.000 mm
 Reference Value = 22.003 V/m; **Power Drift = 0.024 dB**

Averaged SAR: SAR(1g) = 0.813 W/kg; SAR(10g) = 0.538 W/kg
 Maximum value of SAR (interpolated) = 1.27 W/kg



0 dB = 0.861 W/kg = -0.65 dBW/kg

		Document Appendix C1 for the BlackBerry® Smartphone Model RHC161LW (STR100-2) SAR Report		Page 39(118)
		Author Data Andrew Becker	Dates of Test Jan 29 –Mar 09, 2015	Test Report No RTS-6063-1503-15

Mobile Hot Spot MSL - UMTS V/10mm Device Front - UMTS

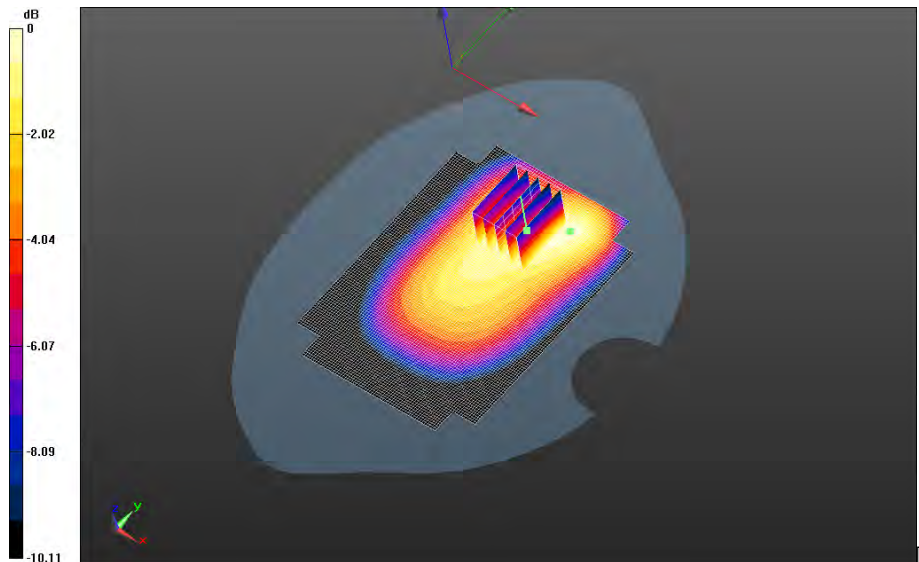
V_chan4182_amb_temp_23.6C_liq_temp_21.4C/Area Scan (121x171x1): Interpolated grid:
 dx=1.500 mm, dy=1.500 mm
 Reference Value = 23.886 V/m; **Power Drift = 0.010 dB**

Fast SAR: SAR(1g) = 0.673 W/kg; SAR(10g) = 0.466 W/kg; Secondary SAR(1g) = 0.573 W/kg
 Maximum value of SAR (interpolated) = 0.720 W/kg


Mobile Hot Spot MSL - UMTS V/10mm Device Front - UMTS

V_chan4182_amb_temp_23.6C_liq_temp_21.4C/Zoom Scan (21x26x36)/Cube 0: Interpolated
 grid: dx=1.500 mm, dy=1.500 mm, dz=1.000 mm
 Reference Value = 23.886 V/m; **Power Drift = 0.010 dB**

Averaged SAR: SAR(1g) = 0.677 W/kg; SAR(10g) = 0.489 W/kg
 Maximum value of SAR (interpolated) = 0.919 W/kg



0 dB = 0.717 W/kg = -1.44 dBW/kg


		Document Appendix C1 for the BlackBerry® Smartphone Model RHC161LW (STR100-2) SAR Report		Page 40(118)
		Author Data Andrew Becker	Dates of Test Jan 29 –Mar 09, 2015	Test Report No RTS-6063-1503-15

Mobile Hot Spot MSL - UMTS V/10mm Device Left - UMTS


V_chan4182_amb_temp_23.6C_liq_temp_21.3C/Area Scan (121x171x1): Interpolated grid:
 dx=1.500 mm, dy=1.500 mm

Reference Value = 17.994 V/m; **Power Drift = -0.059 dB**

Fast SAR: SAR(1g) = 0.297 W/kg; SAR(10g) = 0.202 W/kg; Secondary SAR(1g) = 0.573 W/kg
 Maximum value of SAR (interpolated) = 0.319 W/kg



0 dB = 0.319 W/kg = -4.96 dBW/kg

		Document Appendix C1 for the BlackBerry® Smartphone Model RHC161LW (STR100-2) SAR Report		Page 41(118)
		Author Data Andrew Becker	Dates of Test Jan 29 –Mar 09, 2015	Test Report No RTS-6063-1503-15

Mobile Hot Spot MSL - UMTS V/10mm Device Bottom - UMTS


V_chan4182_amb_temp_23.6C_liq_temp_21.2C/Area Scan (121x171x1): Interpolated grid:
 dx=1.500 mm, dy=1.500 mm
 Reference Value = 28.340 V/m; **Power Drift = -0.058 dB**

Fast SAR: SAR(1g) = 0.707 W/kg; SAR(10g) = 0.465 W/kg; Secondary SAR(1g) = 0.573 W/kg
 Maximum value of SAR (interpolated) = 0.763 W/kg


Mobile Hot Spot MSL - UMTS V/10mm Device Bottom - UMTS

V_chan4182_amb_temp_23.6C_liq_temp_21.2C/Zoom Scan (21x26x36)/Cube 0: Interpolated
 grid: dx=1.500 mm, dy=1.500 mm, dz=1.000 mm
 Reference Value = 28.340 V/m; **Power Drift = -0.058 dB**

Averaged SAR: SAR(1g) = 0.650 W/kg; SAR(10g) = 0.429 W/kg
 Maximum value of SAR (interpolated) = 0.979 W/kg



0 dB = 0.704 W/kg = -1.52 dBW/kg

		Document Appendix C1 for the BlackBerry® Smartphone Model RHC161LW (STR100-2) SAR Report		Page 42(118)
		Author Data Andrew Becker	Dates of Test Jan 29 –Mar 09, 2015	Test Report No RTS-6063-1503-15

Mobile Hot Spot MSL - UMTS V/2nd scan_10mm Device Back - UMTS

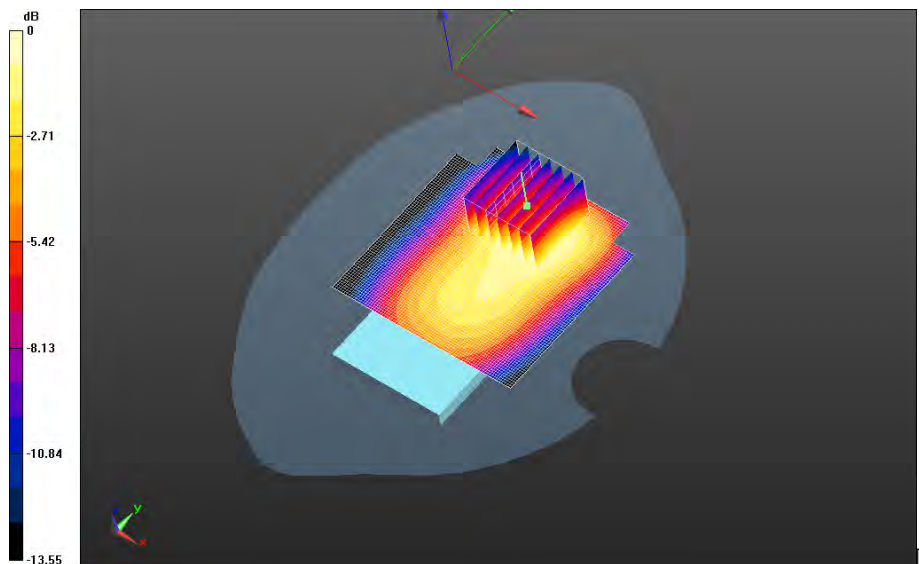
V_chan4182_amb_temp_23.6C_liq_temp_21.3C/Area Scan (81x81x1): Interpolated grid:
 dx=1.500 mm, dy=1.500 mm
 Reference Value = 24.708 V/m; **Power Drift = -0.028 dB**

Fast SAR: SAR(1g) = 0.822 W/kg; SAR(10g) = 0.562 W/kg; Secondary SAR(1g) = 0.573 W/kg
 Maximum value of SAR (interpolated) = 0.889 W/kg


Mobile Hot Spot MSL - UMTS V/2nd scan_10mm Device Back - UMTS

V_chan4182_amb_temp_23.6C_liq_temp_21.3C/Zoom Scan (31x31x36)/Cube 0: Interpolated
 grid: dx=1.500 mm, dy=1.500 mm, dz=1.000 mm
 Reference Value = 24.708 V/m; **Power Drift = -0.028 dB**


Averaged SAR: SAR(1g) = 0.809 W/kg; SAR(10g) = 0.545 W/kg
 Maximum value of SAR (interpolated) = 1.27 W/kg



0 dB = 0.855 W/kg = -0.68 dBW/kg

		Document		Page
		Appendix C1 for the BlackBerry® Smartphone Model RHC161LW (STR100-2) SAR Report		43(118)
Author Data	Dates of Test	Test Report No	FCC ID:	IC
Andrew Becker	Jan 29 –Mar 09, 2015	RTS-6063-1503-15	L6ARHC160LW	2503A-RHC160LW

LTE Band 4

		Document		Page
		Appendix C1 for the BlackBerry® Smartphone Model RHC161LW (STR100-2) SAR Report		44(118)
Author Data	Dates of Test	Test Report No	FCC ID:	IC
Andrew Becker	Jan 29 –Mar 09, 2015	RTS-6063-1503-15	L6ARHC160LW	2503A-RHC160LW

Date: 2/18/2015

Test Lab: BlackBerry RTS

DUT Name: BlackBerry Smartphone, Type: Sample, Serial: 2FFE780C

Configuration: Mobile Hot Spot MSL - LTE Band 4

Communication System: LTE 4 (0); Communication System Band: LTE 4; Frequency: 1720 MHz

Medium Parameters used: $f=1720$ MHz; $\sigma = 1.497$ S/m; $\epsilon_r = 51.824$; $\rho = 1.000$ g/cm³

Phantom section: Flat Section

DASY Configuration:

- Probe: ET3DV6 - SN1643; ConvF: (4.59,4.59,4.59); Calibrated: 3/10/2014;
- Sensor-Surface: 4 mm (Mechanical Surface Detection)
- Electronics: DAE4 Sn881; Calibrated: 1/13/2015
- Phantom: SAM 2; Type: SAM 4.0; Serial: 1080
- DASY52 52.8.8(1222); SEMCAD X Version 14.6.10 (7331)

Mobile Hot Spot MSL - LTE Band 4/10mm Device Back - LTE band

4_chan20050_20MHz_BW_RB1_Offset_High_amb_temp_23.7C_liq_temp_21.3C/Area Scan

(121x61x1): Interpolated grid: dx=1.500 mm, dy=1.500 mm

Reference Value = 14.751 V/m; **Power Drift = -0.049 dB**

Fast SAR: SAR(1g) = 0.889 W/kg; SAR(10g) = 0.558 W/kg

Maximum value of SAR (interpolated) = 0.965 W/kg

Mobile Hot Spot MSL - LTE Band 4/10mm Device Back - LTE band

4_chan20050_20MHz_BW_RB1_Offset_High_amb_temp_23.7C_liq_temp_21.3C/Zoom Scan

(26x26x36)/Cube 0: Interpolated grid: dx=1.500 mm, dy=1.500 mm, dz=1.000 mm

Reference Value = 14.751 V/m; **Power Drift = -0.049 dB**

Averaged SAR: SAR(1g) = 0.899 W/kg; SAR(10g) = 0.593 W/kg

Maximum value of SAR (interpolated) = 1.22 W/kg


Author Data
Andrew Becker

Dates of Test
Jan 29 –Mar 09, 2015


Test Report No
RTS-6063-1503-15

FCC ID:
L6ARHC160LW

IC
2503A-RHC160LW




0 dB = 0.965 W/kg = -0.15 dBW/kg


		Document Appendix C1 for the BlackBerry® Smartphone Model RHC161LW (STR100-2) SAR Report		Page 46(118)
		Author Data Andrew Becker	Dates of Test Jan 29 –Mar 09, 2015	Test Report No RTS-6063-1503-15

**Mobile Hot Spot MSL - LTE Band 4/10mm Device Back - LTE band
 4_chan20175_20MHz_BW_RB1_Offset_High_amb_temp_23.8C_liq_temp_21.4C/Area Scan
 (121x61x1): Interpolated grid: dx=1.500 mm, dy=1.500 mm
 Reference Value = 12.862 V/m; Power Drift = -0.068 dB**

**Fast SAR: SAR(1g) = 0.606 W/kg; SAR(10g) = 0.380 W/kg
 Maximum value of SAR (interpolated) = 0.656 W/kg**



0 dB = 0.656 W/kg = -1.83 dBW/kg

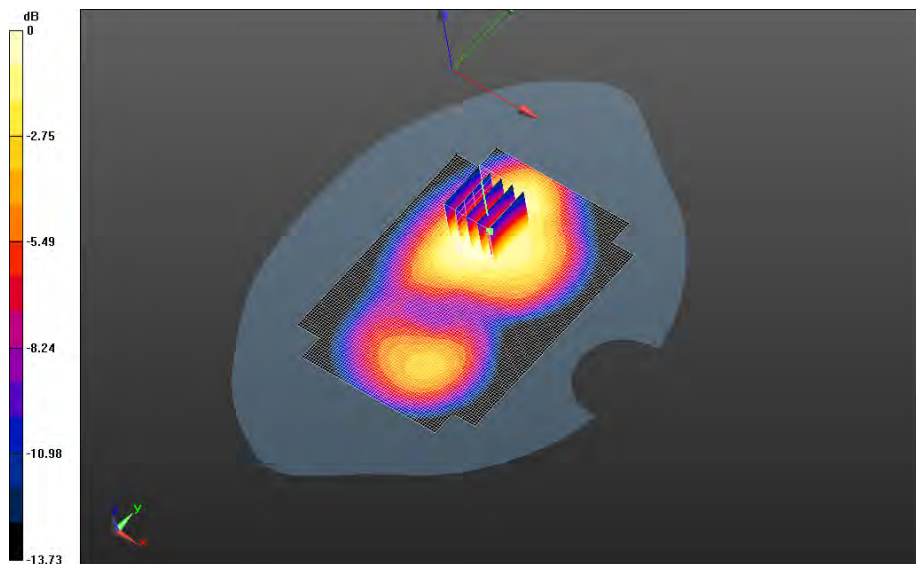
		Document Appendix C1 for the BlackBerry® Smartphone Model RHC161LW (STR100-2) SAR Report		Page 47(118)
		Author Data Andrew Becker	Dates of Test Jan 29 –Mar 09, 2015	Test Report No RTS-6063-1503-15

**Mobile Hot Spot MSL - LTE Band 4/10mm Device Back - LTE band
4_chan20300_20MHz_BW_RB1_Offset_High_amb_temp_23.8C_liq_temp_21.4C/Area Scan
(121x171x1):** Interpolated grid: dx=1.500 mm, dy=1.500 mm
Reference Value = 15.631 V/m; **Power Drift = 0.00252 dB**


Fast SAR: SAR(1g) = 0.867 W/kg; SAR(10g) = 0.543 W/kg
Maximum value of SAR (interpolated) = 0.936 W/kg

**Mobile Hot Spot MSL - LTE Band 4/10mm Device Back - LTE band
4_chan20300_20MHz_BW_RB1_Offset_High_amb_temp_23.8C_liq_temp_21.4C/Zoom Scan
(21x21x36)/Cube 0:** Interpolated grid: dx=1.500 mm, dy=1.500 mm, dz=1.000 mm
Reference Value = 15.631 V/m; **Power Drift = 0.00252 dB**

Averaged SAR: SAR(1g) = 0.875 W/kg; SAR(10g) = 0.574 W/kg
Maximum value of SAR (interpolated) = 1.19 W/kg





0 dB = 0.932 W/kg = -0.31 dBW/kg

		Document Appendix C1 for the BlackBerry® Smartphone Model RHC161LW (STR100-2) SAR Report		Page 48(118)
		Author Data Andrew Becker	Dates of Test Jan 29 –Mar 09, 2015	Test Report No RTS-6063-1503-15

**Mobile Hot Spot MSL - LTE Band 4/10mm Device Back - LTE band
 4_chan20050_20MHz_BW_RB50_Offset_High_amb_temp_24.0C_liq_temp_21.5C/Area Scan
 (121x61x1): Interpolated grid: dx=1.500 mm, dy=1.500 mm
 Reference Value = 13.146 V/m; Power Drift = -0.010 dB**

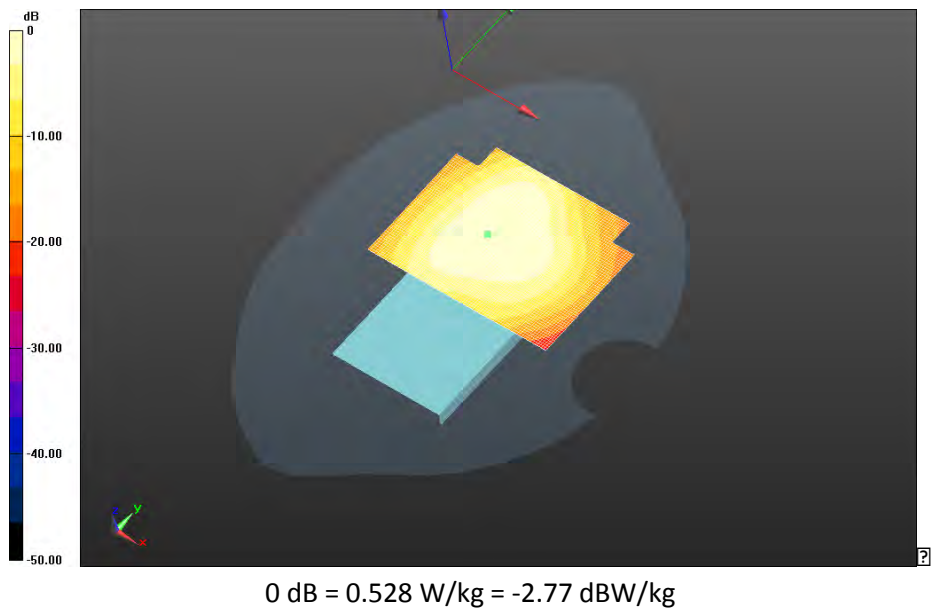
**Fast SAR: SAR(1g) = 0.712 W/kg; SAR(10g) = 0.446 W/kg
 Maximum value of SAR (interpolated) = 0.774 W/kg**




		Document Appendix C1 for the BlackBerry® Smartphone Model RHC161LW (STR100-2) SAR Report		Page 49(118)
		Author Data Andrew Becker	Dates of Test Jan 29 –Mar 09, 2015	Test Report No RTS-6063-1503-15

**Mobile Hot Spot MSL - LTE Band 4/10mm Device Back - LTE band
 4_chan20175_20MHz_BW_RB50_Offset_High_amb_temp_23.8C_liq_temp_21.4C/Area Scan
 (121x61x1): Interpolated grid: dx=1.500 mm, dy=1.500 mm
 Reference Value = 11.324 V/m; Power Drift = -0.112 dB**


**Fast SAR: SAR(1g) = 0.488 W/kg; SAR(10g) = 0.306 W/kg
 Maximum value of SAR (interpolated) = 0.528 W/kg**




		Document Appendix C1 for the BlackBerry® Smartphone Model RHC161LW (STR100-2) SAR Report		Page 50(118)
		Author Data Andrew Becker	Dates of Test Jan 29 –Mar 09, 2015	Test Report No RTS-6063-1503-15

**Mobile Hot Spot MSL - LTE Band 4/10mm Device Back - LTE band
 4_chan20300_20MHz_BW_RB50_Offset_High_amb_temp_23.8C_liq_temp_21.3C/Area Scan
 (121x61x1): Interpolated grid: dx=1.500 mm, dy=1.500 mm
 Reference Value = 12.963 V/m; Power Drift = -0.056 dB**

**Fast SAR: SAR(1g) = 0.616 W/kg; SAR(10g) = 0.387 W/kg
 Maximum value of SAR (interpolated) = 0.665 W/kg**




0 dB = 0.665 W/kg = -1.77 dBW/kg


		Document		Page
		Appendix C1 for the BlackBerry® Smartphone Model RHC161LW (STR100-2) SAR Report		51(118)
Author Data	Dates of Test	Test Report No	FCC ID:	IC
Andrew Becker	Jan 29 –Mar 09, 2015	RTS-6063-1503-15	L6ARHC160LW	2503A-RHC160LW

**Mobile Hot Spot MSL - LTE Band 4/10mm Device Back - LTE band
4_chan20300_20MHz_BW_RB100_Offset_Low_amb_temp_23.7C_liq_temp_21.4C/Area Scan
(121x61x1): Interpolated grid: dx=1.500 mm, dy=1.500 mm
Reference Value = 14.989 V/m; Power Drift = -0.122 dB**

**Fast SAR: SAR(1g) = 0.676 W/kg; SAR(10g) = 0.424 W/kg
Maximum value of SAR (interpolated) = 0.728 W/kg**



0 dB = 0.728 W/kg = -1.38 dBW/kg

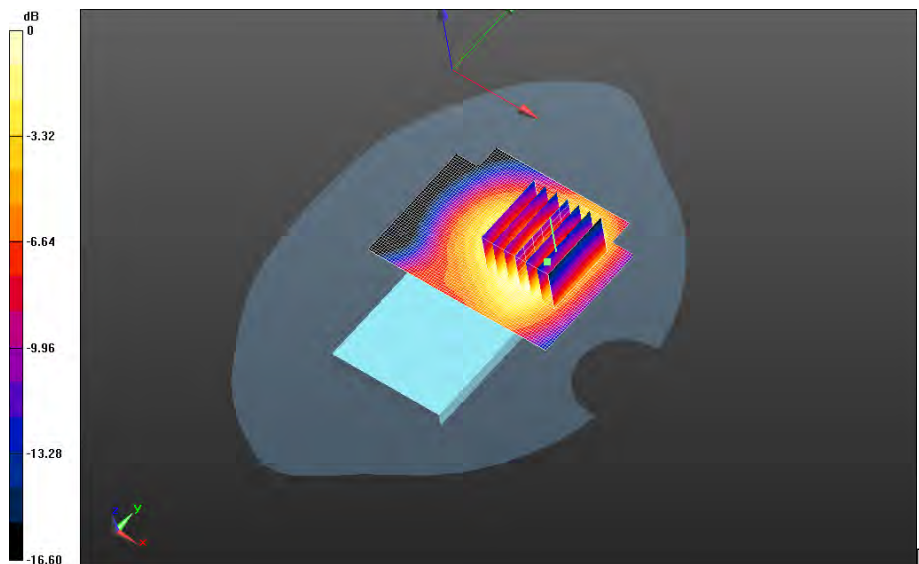
		Document Appendix C1 for the BlackBerry® Smartphone Model RHC161LW (STR100-2) SAR Report		Page 52(118)
		Author Data Andrew Becker	Dates of Test Jan 29 –Mar 09, 2015	Test Report No RTS-6063-1503-15

**Mobile Hot Spot MSL - LTE Band 4/10mm Device Front - LTE band
4_chan20050_20MHz_BW_RB1_Offset_High_amb_temp_23.7C_liq_temp_21.3C/Area Scan
(121x61x1):** Interpolated grid: dx=1.500 mm, dy=1.500 mm
Reference Value = 14.343 V/m; **Power Drift = -0.011 dB**


Fast SAR: SAR(1g) = 0.817 W/kg; SAR(10g) = 0.521 W/kg
Maximum value of SAR (interpolated) = 0.883 W/kg

**Mobile Hot Spot MSL - LTE Band 4/10mm Device Front - LTE band
4_chan20050_20MHz_BW_RB1_Offset_High_amb_temp_23.7C_liq_temp_21.3C/Zoom Scan
(31x31x36)/Cube 0:** Interpolated grid: dx=1.500 mm, dy=1.500 mm, dz=1.000 mm
Reference Value = 14.343 V/m; **Power Drift = -0.011 dB**

Averaged SAR: SAR(1g) = 0.838 W/kg; SAR(10g) = 0.555 W/kg
Maximum value of SAR (interpolated) = 1.17 W/kg




0 dB = 0.895 W/kg = -0.48 dBW/kg


		Document Appendix C1 for the BlackBerry® Smartphone Model RHC161LW (STR100-2) SAR Report		Page 53(118)
		Author Data Andrew Becker	Dates of Test Jan 29 –Mar 09, 2015	Test Report No RTS-6063-1503-15

**Mobile Hot Spot MSL - LTE Band 4/10mm Device Front - LTE band
 4_chan20175_20MHz_BW_RB1_Offset_High_amb_temp_24.0C_liq_temp_21.5C/Area Scan
 (121x61x1): Interpolated grid: dx=1.500 mm, dy=1.500 mm
 Reference Value = 12.488 V/m; Power Drift = 0.00483 dB**

**Fast SAR: SAR(1g) = 0.609 W/kg; SAR(10g) = 0.387 W/kg
 Maximum value of SAR (interpolated) = 0.659 W/kg**



0 dB = 0.659 W/kg = -1.81 dBW/kg

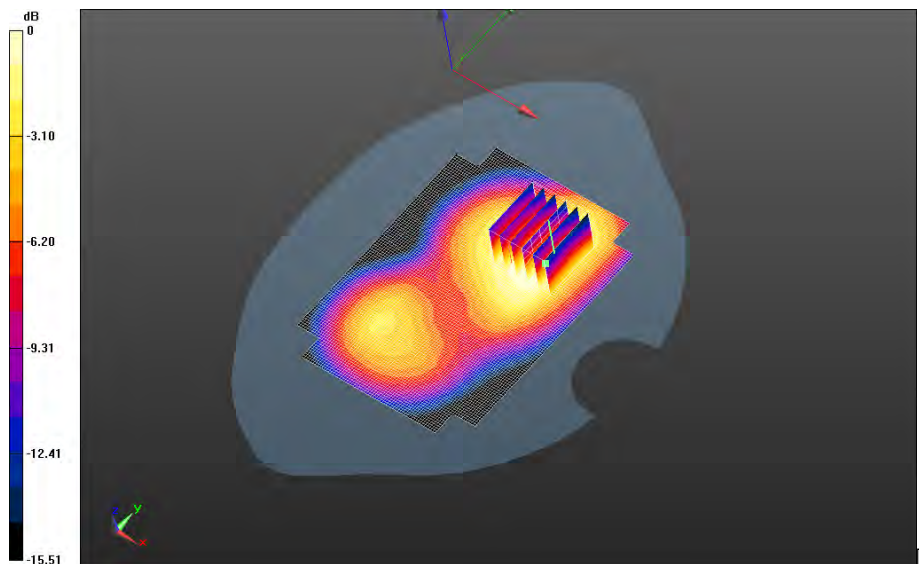
		Document Appendix C1 for the BlackBerry® Smartphone Model RHC161LW (STR100-2) SAR Report		Page 54(118)
		Author Data Andrew Becker	Dates of Test Jan 29 –Mar 09, 2015	Test Report No RTS-6063-1503-15

**Mobile Hot Spot MSL - LTE Band 4/10mm Device Front - LTE band
4_chan20300_20MHz_BW_RB1_Offset_High_amb_temp_23.7C_liq_temp_21.5C/Area Scan
(121x171x1):** Interpolated grid: dx=1.500 mm, dy=1.500 mm
Reference Value = 14.746 V/m; **Power Drift = 0.030 dB**


Fast SAR: SAR(1g) = 0.827 W/kg; SAR(10g) = 0.525 W/kg
Maximum value of SAR (interpolated) = 0.894 W/kg

**Mobile Hot Spot MSL - LTE Band 4/10mm Device Front - LTE band
4_chan20300_20MHz_BW_RB1_Offset_High_amb_temp_23.7C_liq_temp_21.5C/Zoom Scan
(26x26x36)/Cube 0:** Interpolated grid: dx=1.500 mm, dy=1.500 mm, dz=1.000 mm
Reference Value = 14.746 V/m; **Power Drift = 0.030 dB**

Averaged SAR: SAR(1g) = 0.846 W/kg; SAR(10g) = 0.558 W/kg
Maximum value of SAR (interpolated) = 1.19 W/kg




0 dB = 0.915 W/kg = -0.39 dBW/kg


		Document Appendix C1 for the BlackBerry® Smartphone Model RHC161LW (STR100-2) SAR Report		Page 55(118)
		Author Data Andrew Becker	Dates of Test Jan 29 –Mar 09, 2015	Test Report No RTS-6063-1503-15

**Mobile Hot Spot MSL - LTE Band 4/10mm Device Left - LTE band
 4_chan20300_20MHz_BW_RB1_Offset_High_amb_temp_24.0C_liq_temp_21.5C/Area Scan
 (121x171x1): Interpolated grid: dx=1.500 mm, dy=1.500 mm
 Reference Value = 21.713 V/m; **Power Drift = -0.011 dB****

**Fast SAR: SAR(1g) = 0.602 W/kg; SAR(10g) = 0.369 W/kg; Secondary SAR(1g) = 0.574 W/kg
 Maximum value of SAR (interpolated) = 0.768 W/kg**




0 dB = 0.768 W/kg = -1.15 dBW/kg


		Document Appendix C1 for the BlackBerry® Smartphone Model RHC161LW (STR100-2) SAR Report		Page 56(118)
		Author Data Andrew Becker	Dates of Test Jan 29 –Mar 09, 2015	Test Report No RTS-6063-1503-15

**Mobile Hot Spot MSL - LTE Band 4/10mm Device Bottom - LTE band
 4_chan20300_20MHz_BW_RB1_Offset_High_amb_temp_23.9C_liq_temp_21.5C/Area Scan
 (121x171x1): Interpolated grid: dx=1.500 mm, dy=1.500 mm
 Reference Value = 13.939 V/m; Power Drift = 0.059 dB**

**Fast SAR: SAR(1g) = 0.453 W/kg; SAR(10g) = 0.221 W/kg
 Maximum value of SAR (interpolated) = 0.563 W/kg**



0 dB = 0.563 W/kg = -2.49 dBW/kg

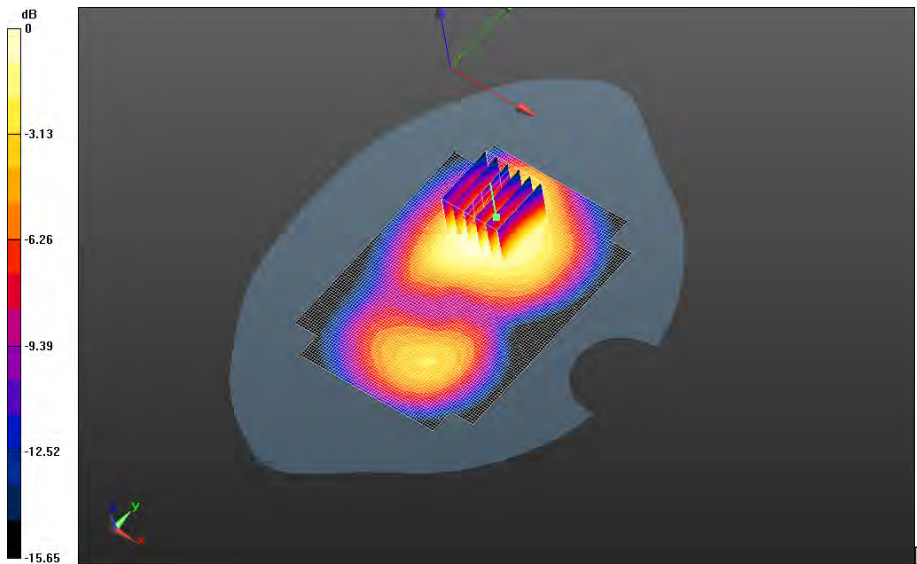
		Document		Page
		Appendix C1 for the BlackBerry® Smartphone Model RHC161LW (STR100-2) SAR Report		57(118)
Author Data	Dates of Test	Test Report No	FCC ID:	IC
Andrew Becker	Jan 29 –Mar 09, 2015	RTS-6063-1503-15	L6ARHC160LW	2503A-RHC160LW

**Mobile Hot Spot MSL - LTE Band 4/2nd Scan 10mm Device Back - LTE band
4_chan20050_20MHz_BW_RB1_Offset_High_amb_temp_23.7C_liq_temp_21.4C/Area Scan
(121x171x1):** Interpolated grid: dx=1.500 mm, dy=1.500 mm
Reference Value = 15.529 V/m; **Power Drift = -0.051 dB**


Fast SAR: SAR(1g) = 0.955 W/kg; SAR(10g) = 0.600 W/kg; Secondary SAR(1g) = 0.574 W/kg
Maximum value of SAR (interpolated) = 1.03 W/kg

**Mobile Hot Spot MSL - LTE Band 4/2nd Scan 10mm Device Back - LTE band
4_chan20050_20MHz_BW_RB1_Offset_High_amb_temp_23.7C_liq_temp_21.4C/Zoom Scan
(26x26x36)/Cube 0:** Interpolated grid: dx=1.500 mm, dy=1.500 mm, dz=1.000 mm
Reference Value = 15.529 V/m; **Power Drift = -0.051 dB**

Averaged SAR: SAR(1g) = 0.955 W/kg; SAR(10g) = 0.638 W/kg
Maximum value of SAR (interpolated) = 1.27 W/kg



0 dB = 1.02 W/kg = 0.09 dBW/kg

		Document		Page
		Appendix C1 for the BlackBerry® Smartphone Model RHC161LW (STR100-2) SAR Report		58(118)
Author Data	Dates of Test	Test Report No	FCC ID:	IC
Andrew Becker	Jan 29 –Mar 09, 2015	RTS-6063-1503-15	L6ARHC160LW	2503A-RHC160LW

UMTS Band IV

Date: 2/12/2015

Test Lab: BlackBerry RTS

DUT Name: BlackBerry Smartphone, Type: Sample, Serial: 2FFE7A1D

Configuration: Mobile Hot Spot MSL - UMTS IV

Communication System: WCDMA FDD IV (0); Communication System Band: UMTS band IV;

Frequency: 1712.4 MHz

Medium Parameters used: $f=1712.4$ MHz; $\sigma = 1.484$ S/m; $\epsilon_r = 51.553$; $\rho = 1.000$ g/cm³

Phantom section: Flat Section

DASY Configuration:

- Probe: ET3DV6 - SN1643; ConvF: (4.59,4.59,4.59); Calibrated: 3/10/2014;
- Sensor-Surface: 4 mm (Mechanical Surface Detection)
- Electronics: DAE4 Sn881; Calibrated: 1/13/2015
- Phantom: SAM 2; Type: SAM 4.0; Serial: 1080
- DASY52 52.8.8(1222); SEMCAD X Version 14.6.10 (7331)

Mobile Hot Spot MSL - UMTS IV/10mm Device Back - UMTS

IV_chan1312_amb_temp_23.7C_liq_temp_21.5C/Area Scan (121x171x1): Interpolated grid:

$dx=1.500$ mm, $dy=1.500$ mm

Reference Value = 17.965 V/m; **Power Drift = -0.095 dB**

Fast SAR: SAR(1g) = 1.22 W/kg; SAR(10g) = 0.740 W/kg

Maximum value of SAR (interpolated) = 1.37 W/kg

Mobile Hot Spot MSL - UMTS IV/10mm Device Back - UMTS

IV_chan1312_amb_temp_23.7C_liq_temp_21.5C/Zoom Scan (26x26x36)/Cube 0: Interpolated

grid: $dx=1.500$ mm, $dy=1.500$ mm, $dz=1.000$ mm

Reference Value = 17.965 V/m; **Power Drift = -0.095 dB**

Averaged SAR: SAR(1g) = 1.21 W/kg; SAR(10g) = 0.791 W/kg

Maximum value of SAR (interpolated) = 1.64 W/kg

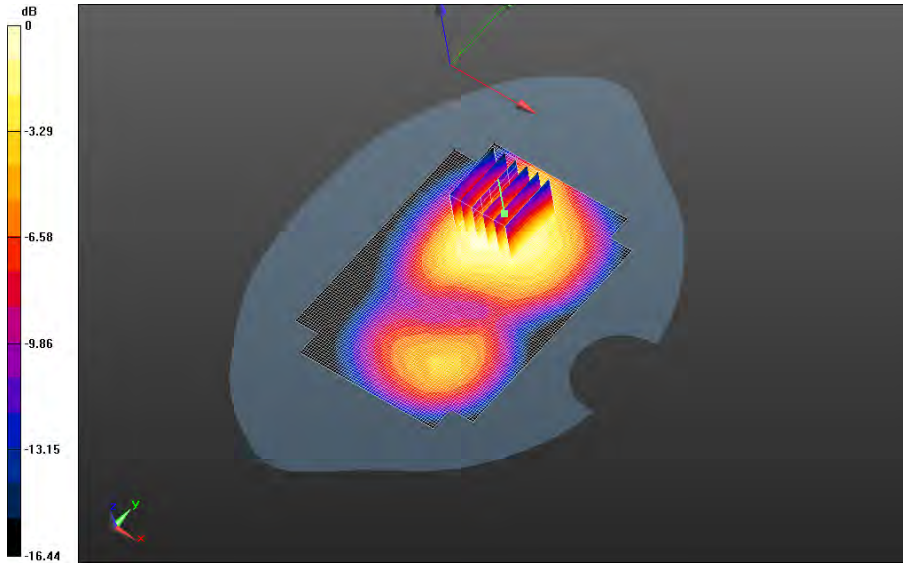
Author Data
Andrew Becker

Dates of Test
Jan 29 –Mar 09, 2015


Test Report No
RTS-6063-1503-15

FCC ID:
L6ARHC160LW

IC
2503A-RHC160LW



0 dB = 1.32 W/kg = 1.21 dBW/kg

		Document		Page
		Appendix C1 for the BlackBerry® Smartphone Model RHC161LW (STR100-2) SAR Report		60(118)
Author Data	Dates of Test	Test Report No	FCC ID:	IC
Andrew Becker	Jan 29 –Mar 09, 2015	RTS-6063-1503-15	L6ARHC160LW	2503A-RHC160LW

Mobile Hot Spot MSL - UMTS IV/10mm Device Back - UMTS

IV_chan1413_amb_temp_23.6C_liq_temp_21.4C/Area Scan (121x171x1): Interpolated grid:
dx=1.500 mm, dy=1.500 mm

Reference Value = 16.227 V/m; **Power Drift = -0.319 dB**

Fast SAR: SAR(1g) = 0.863 W/kg; SAR(10g) = 0.532 W/kg

Maximum value of SAR (interpolated) = 0.957 W/kg

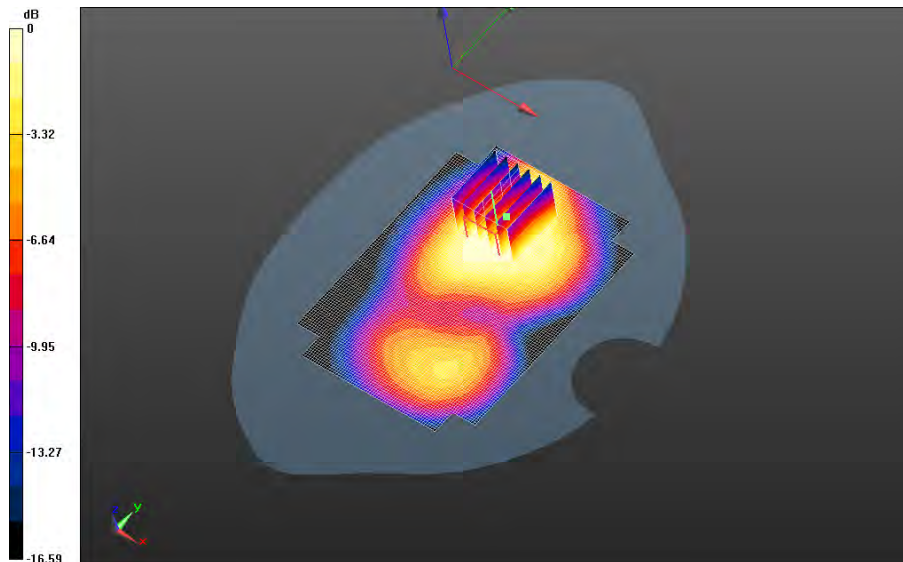
Mobile Hot Spot MSL - UMTS IV/10mm Device Back - UMTS

IV_chan1413_amb_temp_23.6C_liq_temp_21.4C/Zoom Scan (26x26x36)/Cube 0: Interpolated grid: dx=1.500 mm, dy=1.500 mm, dz=1.000 mm


Reference Value = 16.227 V/m; **Power Drift = -0.319 dB**

Averaged SAR: SAR(1g) = 0.848 W/kg; SAR(10g) = 0.560 W/kg

Maximum value of SAR (interpolated) = 1.16 W/kg



0 dB = 0.907 W/kg = -0.42 dBW/kg

		Document Appendix C1 for the BlackBerry® Smartphone Model RHC161LW (STR100-2) SAR Report		Page 61(118)
		Author Data Andrew Becker	Dates of Test Jan 29 –Mar 09, 2015	Test Report No RTS-6063-1503-15

Mobile Hot Spot MSL - UMTS IV/10mm Device Back - UMTS

IV_chan1513_amb_temp_23.5C_liq_temp_21.3C/Area Scan (71x81x1): Interpolated grid:

dx=1.500 mm, dy=1.500 mm

Reference Value = 18.543 V/m; **Power Drift = -0.00519 dB**

Fast SAR: SAR(1g) = 1.11 W/kg; SAR(10g) = 0.695 W/kg

Maximum value of SAR (interpolated) = 1.24 W/kg

Mobile Hot Spot MSL - UMTS IV/10mm Device Back - UMTS

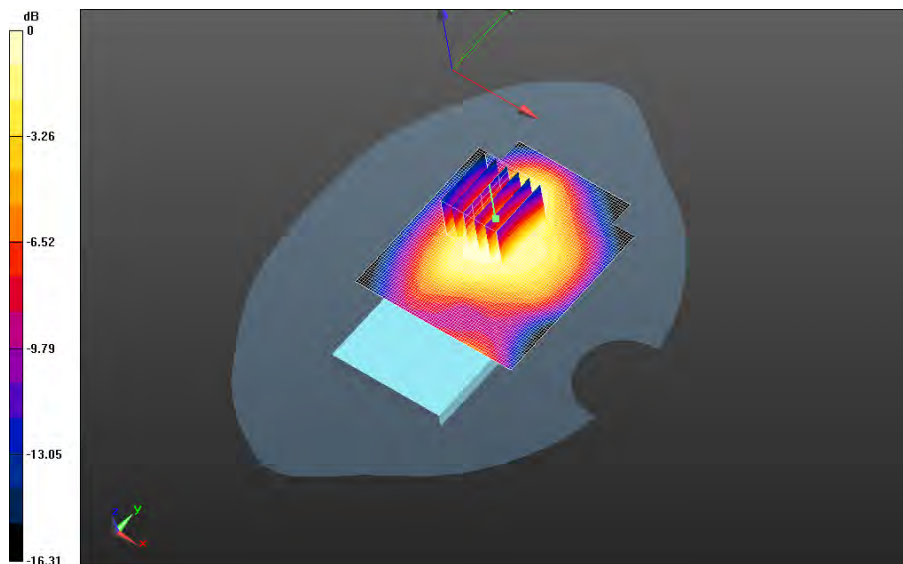
IV_chan1513_amb_temp_23.5C_liq_temp_21.3C/Zoom Scan (26x26x36)/Cube 0: Interpolated

grid: dx=1.500 mm, dy=1.500 mm, dz=1.000 mm


Reference Value = 18.543 V/m; **Power Drift = -0.00519 dB**

Averaged SAR: SAR(1g) = 1.12 W/kg; SAR(10g) = 0.721 W/kg

Maximum value of SAR (interpolated) = 1.59 W/kg



0 dB = 1.20 W/kg = 0.79 dBW/kg

		Document Appendix C1 for the BlackBerry® Smartphone Model RHC161LW (STR100-2) SAR Report		Page 62(118)
		Author Data Andrew Becker	Dates of Test Jan 29 –Mar 09, 2015	Test Report No RTS-6063-1503-15

Mobile Hot Spot MSL - UMTS IV/10mm Device Front - UMTS

IV_chan1312_amb_temp_23.3C_liq_temp_21.2C/Area Scan (71x81x1): Interpolated grid:

dx=1.500 mm, dy=1.500 mm

Reference Value = 14.628 V/m; **Power Drift = -0.041 dB**

Fast SAR: SAR(1g) = 1.02 W/kg; SAR(10g) = 0.643 W/kg

Maximum value of SAR (interpolated) = 1.10 W/kg

Mobile Hot Spot MSL - UMTS IV/10mm Device Front - UMTS

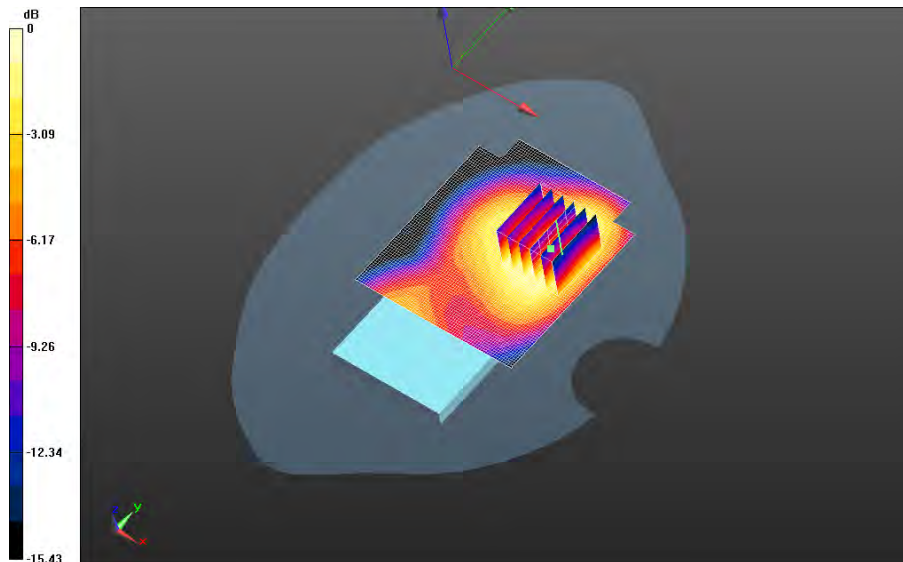
IV_chan1312_amb_temp_23.3C_liq_temp_21.2C/Zoom Scan (26x26x36)/Cube 0: Interpolated

grid: dx=1.500 mm, dy=1.500 mm, dz=1.000 mm


Reference Value = 14.628 V/m; **Power Drift = -0.041 dB**

Averaged SAR: SAR(1g) = 1.05 W/kg; SAR(10g) = 0.684 W/kg

Maximum value of SAR (interpolated) = 1.46 W/kg



0 dB = 1.13 W/kg = 0.53 dBW/kg

		Document Appendix C1 for the BlackBerry® Smartphone Model RHC161LW (STR100-2) SAR Report		Page 63(118)
		Author Data Andrew Becker	Dates of Test Jan 29 –Mar 09, 2015	Test Report No RTS-6063-1503-15

Mobile Hot Spot MSL - UMTS IV/10mm Device Front - UMTS

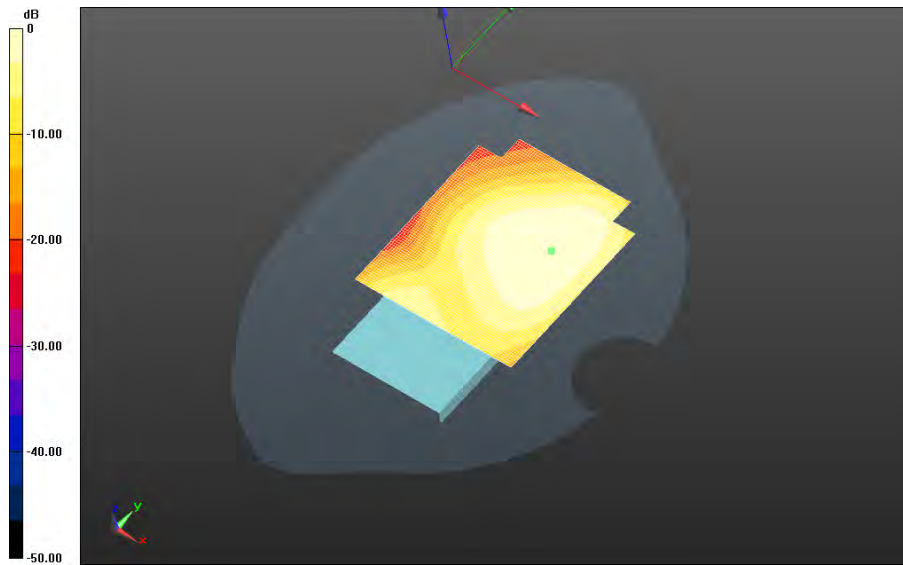
IV_chan1413_amb_temp_23.0C_liq_temp_22.3C/Area Scan (71x81x1): Interpolated grid:

dx=1.500 mm, dy=1.500 mm


Reference Value = 12.738 V/m; **Power Drift = -0.032 dB**

Fast SAR: SAR(1g) = 0.799 W/kg; SAR(10g) = 0.503 W/kg

Maximum value of SAR (interpolated) = 0.859 W/kg



0 dB = 0.859 W/kg = -0.66 dBW/kg

		Document Appendix C1 for the BlackBerry® Smartphone Model RHC161LW (STR100-2) SAR Report		Page 64(118)
		Author Data Andrew Becker	Dates of Test Jan 29 –Mar 09, 2015	Test Report No RTS-6063-1503-15

Mobile Hot Spot MSL - UMTS IV/10mm Device Front - UMTS

IV_chan1513_amb_temp_23.4C_liq_temp_21.1C/Area Scan (71x81x1): Interpolated grid:

dx=1.500 mm, dy=1.500 mm

Reference Value = 14.959 V/m; **Power Drift = 0.00929 dB**

Fast SAR: SAR(1g) = 1.02 W/kg; SAR(10g) = 0.637 W/kg

Maximum value of SAR (interpolated) = 1.10 W/kg

Mobile Hot Spot MSL - UMTS IV/10mm Device Front - UMTS

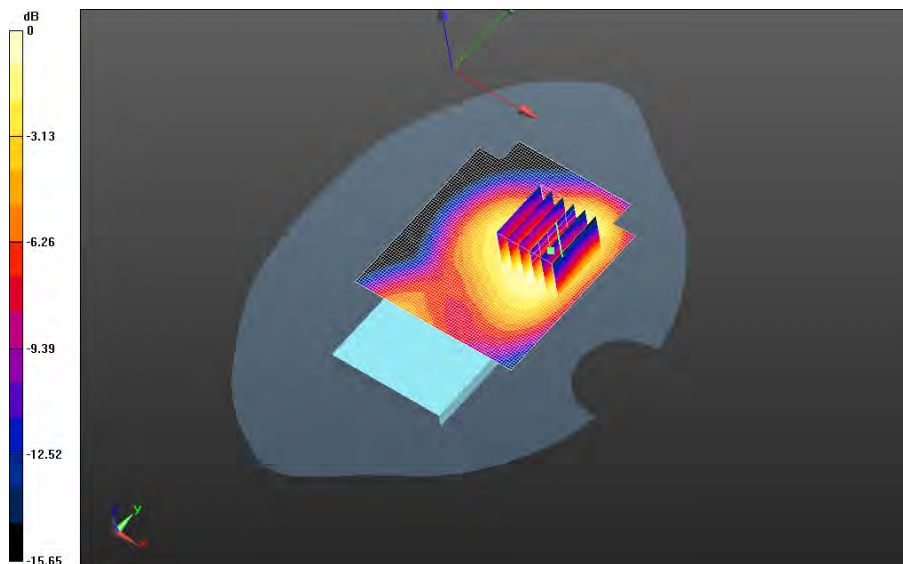
IV_chan1513_amb_temp_23.4C_liq_temp_21.1C/Zoom Scan (26x26x36)/Cube 0: Interpolated

grid: dx=1.500 mm, dy=1.500 mm, dz=1.000 mm


Reference Value = 14.959 V/m; **Power Drift = 0.00929 dB**

Averaged SAR: SAR(1g) = 1.04 W/kg; SAR(10g) = 0.669 W/kg

Maximum value of SAR (interpolated) = 1.50 W/kg



0 dB = 1.13 W/kg = 0.53 dBW/kg

		Document Appendix C1 for the BlackBerry® Smartphone Model RHC161LW (STR100-2) SAR Report		Page 65(118)
		Author Data Andrew Becker	Dates of Test Jan 29 –Mar 09, 2015	Test Report No RTS-6063-1503-15


Mobile Hot Spot MSL - UMTS IV/10mm Device Left - UMTS

IV_chan1413_amb_temp_23.2C_liq_temp_22.3C/Area Scan (121x171x1): Interpolated grid:
 dx=1.500 mm, dy=1.500 mm


Reference Value = 19.948 V/m; **Power Drift = -0.025 dB**

Fast SAR: SAR(1g) = 0.498 W/kg; SAR(10g) = 0.304 W/kg

Maximum value of SAR (interpolated) = 0.594 W/kg



0 dB = 0.594 W/kg = -2.26 dBW/kg

		Document Appendix C1 for the BlackBerry® Smartphone Model RHC161LW (STR100-2) SAR Report		Page 66(118)
		Author Data Andrew Becker	Dates of Test Jan 29 –Mar 09, 2015	Test Report No RTS-6063-1503-15

Mobile Hot Spot MSL - UMTS IV/10mm Device Bottom - UMTS


IV_chan1413_amb_temp_23.1C_liq_temp_22.3C/Area Scan (121x171x1): Interpolated grid:

dx=1.500 mm, dy=1.500 mm


Reference Value = 0.981 V/m; **Power Drift = 0.150 dB**

Fast SAR: SAR(1g) = 0.000223 W/kg; SAR(10g) = 0.000113 W/kg

Maximum value of SAR (interpolated) = 0.000682 W/kg



0 dB = 0.000682 W/kg = -31.66 dBW/kg

		Document		Page
		Appendix C1 for the BlackBerry® Smartphone Model RHC161LW (STR100-2) SAR Report		67(118)
Author Data	Dates of Test	Test Report No	FCC ID:	IC
Andrew Becker	Jan 29 –Mar 09, 2015	RTS-6063-1503-15	L6ARHC160LW	2503A-RHC160LW

Mobile Hot Spot MSL - UMTS IV/Headset_10mm Device Back - UMTS

IV_chan1312_amb_temp_23.5C_liq_temp_21.2C/Area Scan (71x81x1): Interpolated grid:

dx=1.500 mm, dy=1.500 mm

Reference Value = 18.051 V/m; **Power Drift = -0.070 dB**

Fast SAR: SAR(1g) = 1.27 W/kg; SAR(10g) = 0.806 W/kg

Maximum value of SAR (interpolated) = 1.40 W/kg

Mobile Hot Spot MSL - UMTS IV/Headset_10mm Device Back - UMTS

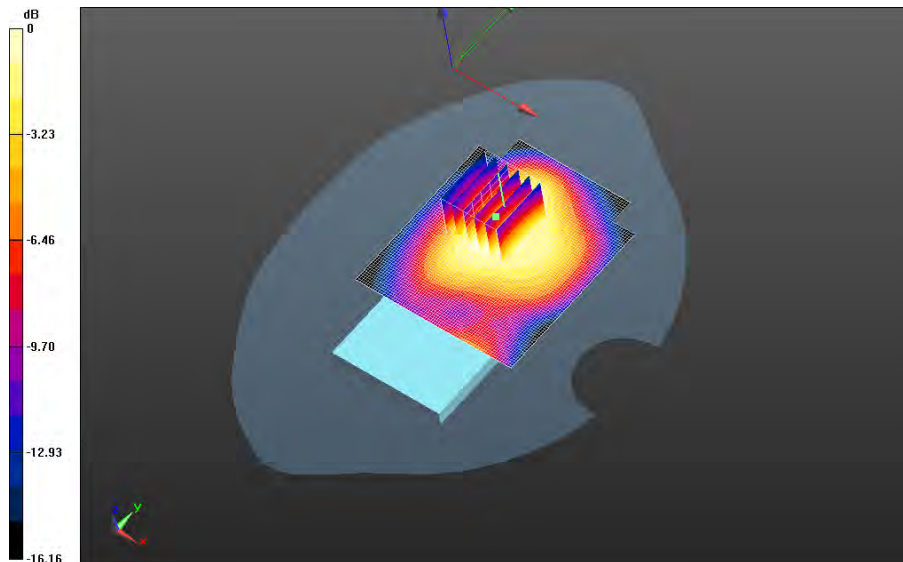
IV_chan1312_amb_temp_23.5C_liq_temp_21.2C/Zoom Scan (26x26x36)/Cube 0: Interpolated

grid: dx=1.500 mm, dy=1.500 mm, dz=1.000 mm


Reference Value = 18.051 V/m; **Power Drift = -0.070 dB**

Averaged SAR: SAR(1g) = 1.28 W/kg; SAR(10g) = 0.826 W/kg

Maximum value of SAR (interpolated) = 1.78 W/kg



0 dB = 1.35 W/kg = 1.30 dBW/kg

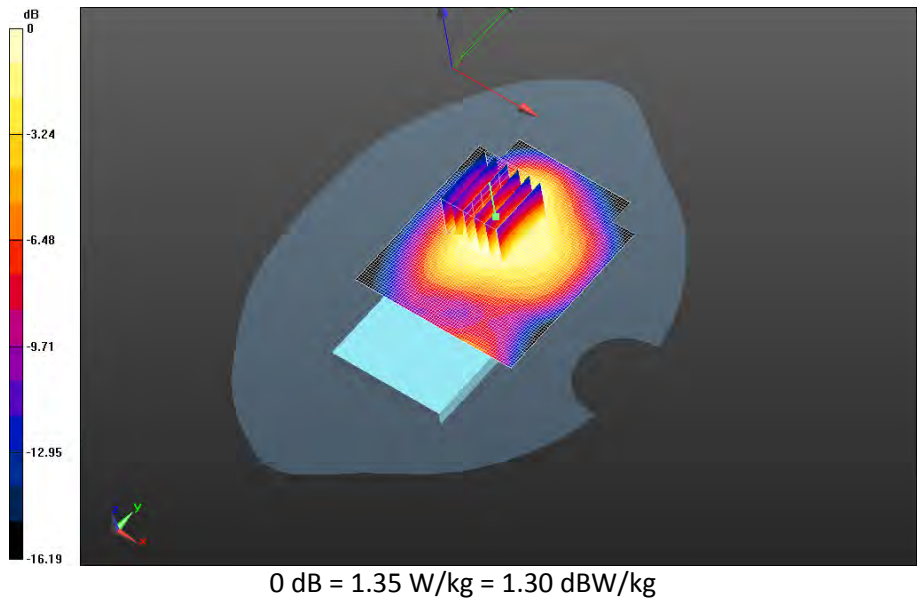
		Document Appendix C1 for the BlackBerry® Smartphone Model RHC161LW (STR100-2) SAR Report		Page 68(118)
		Author Data Andrew Becker	Dates of Test Jan 29 –Mar 09, 2015	Test Report No RTS-6063-1503-15


**Mobile Hot Spot MSL - UMTS IV/2nd Scan_Headset_10mm Device Back - UMTS
 IV_chan1312_amb_temp_23.4C_liq_temp_21.3C/Area Scan (71x81x1):** Interpolated grid:
 dx=1.500 mm, dy=1.500 mm
 Reference Value = 17.909 V/m; **Power Drift = -0.015 dB**

Fast SAR: SAR(1g) = 1.24 W/kg; SAR(10g) = 0.789 W/kg
 Maximum value of SAR (interpolated) = 1.37 W/kg

**Mobile Hot Spot MSL - UMTS IV/2nd Scan_Headset_10mm Device Back - UMTS
 IV_chan1312_amb_temp_23.4C_liq_temp_21.3C/Zoom Scan (26x26x36)/Cube 0:** Interpolated
 grid: dx=1.500 mm, dy=1.500 mm, dz=1.000 mm
 Reference Value = 17.909 V/m; **Power Drift = -0.015 dB**

Averaged SAR: SAR(1g) = 1.28 W/kg; SAR(10g) = 0.829 W/kg
 Maximum value of SAR (interpolated) = 1.77 W/kg



		Document		Page
		Appendix C1 for the BlackBerry® Smartphone Model RHC161LW (STR100-2) SAR Report		69(118)
Author Data	Dates of Test	Test Report No	FCC ID:	IC
Andrew Becker	Jan 29 –Mar 09, 2015	RTS-6063-1503-15	L6ARHC160LW	2503A-RHC160LW

LTE Band 2

Date: 2/10/2015

Test Lab: BlackBerry RTS

DUT Name: BlackBerry Smartphone, Type: Sample, Serial: 2FFE780C

Configuration: Mobile Hot Spot MSL - LTE Band 2

Communication System: LTE 2 (0); Communication System Band: LTE Band 2; Frequency: 1860 MHz

Medium Parameters used: $f=1860$ MHz; $\sigma = 1.513$ S/m; $\epsilon_r = 52.200$; $\rho = 1.000$ g/cm³

Phantom section: Flat Section

DASY Configuration:

- Probe: ET3DV6 - SN1643; ConvF: (4.59,4.59,4.59); Calibrated: 3/10/2014;
- Sensor-Surface: 4 mm (Mechanical Surface Detection)
- Electronics: DAE4 Sn881; Calibrated: 1/13/2015
- Phantom: SAM 2; Type: SAM 4.0; Serial: 1080
- DASY52 52.8.8(1222); SEMCAD X Version 14.6.10 (7331)

Mobile Hot Spot MSL - LTE Band 2/10mm Device Back - LTE band

2_chan18700_20MHz_BW_RB1_Offset_Mid_amb_temp_23.9C_liq_temp_21.5C/Area Scan

(121x171x1): Interpolated grid: dx=1.500 mm, dy=1.500 mm

Reference Value = 14.546 V/m; **Power Drift = 0.020 dB**

Fast SAR: SAR(1g) = 0.699 W/kg; SAR(10g) = 0.400 W/kg; Secondary SAR(1g) = 0.546 W/kg

Maximum value of SAR (interpolated) = 0.779 W/kg

Mobile Hot Spot MSL - LTE Band 2/10mm Device Back - LTE band

2_chan18700_20MHz_BW_RB1_Offset_Mid_amb_temp_23.9C_liq_temp_21.5C/Zoom Scan

(21x21x36)/Cube 0: Interpolated grid: dx=1.500 mm, dy=1.500 mm, dz=1.000 mm

Reference Value = 14.546 V/m; **Power Drift = 0.020 dB**

Averaged SAR: SAR(1g) = 0.710 W/kg; SAR(10g) = 0.393 W/kg

Maximum value of SAR (interpolated) = 1.26 W/kg

Mobile Hot Spot MSL - LTE Band 2/10mm Device Back - LTE band


2_chan18700_20MHz_BW_RB1_Offset_Mid_amb_temp_23.9C_liq_temp_21.5C/Zoom Scan 2

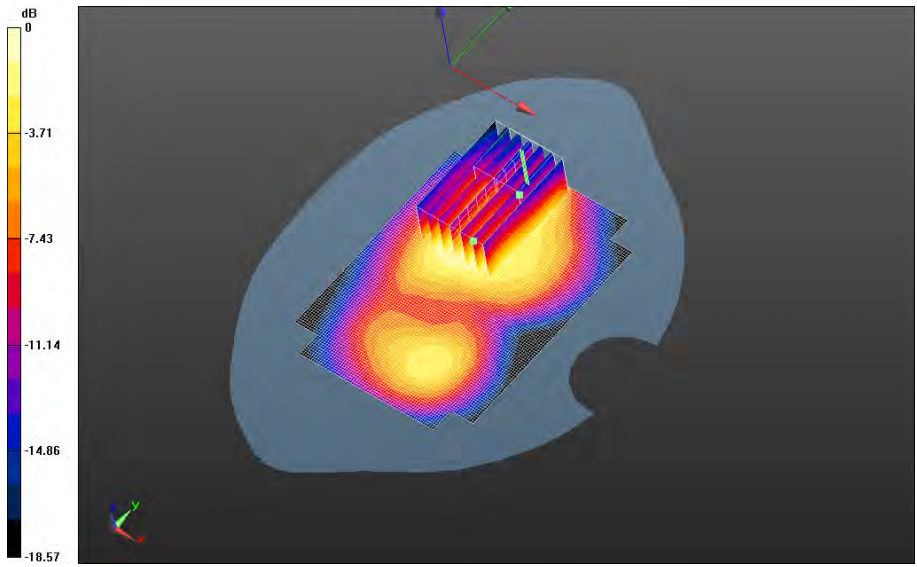
(31x46x36)/Cube 0: Interpolated grid: dx=1.500 mm, dy=1.500 mm, dz=1.000 mm

Reference Value = 14.546 V/m; **Power Drift = 0.020 dB**


Averaged SAR: SAR(1g) = 0.703 W/kg; SAR(10g) = 0.388 W/kg

Maximum value of SAR (interpolated) = 1.24 W/kg

	Document Appendix C1 for the BlackBerry® Smartphone Model RHC161LW (STR100-2) SAR Report		Page 70(118)	
Author Data Andrew Becker	Dates of Test Jan 29 –Mar 09, 2015	Test Report No RTS-6063-1503-15	FCC ID: L6ARHC160LW	IC 2503A-RHC160LW



0 dB = 0.749 W/kg = -1.26 dBW/kg

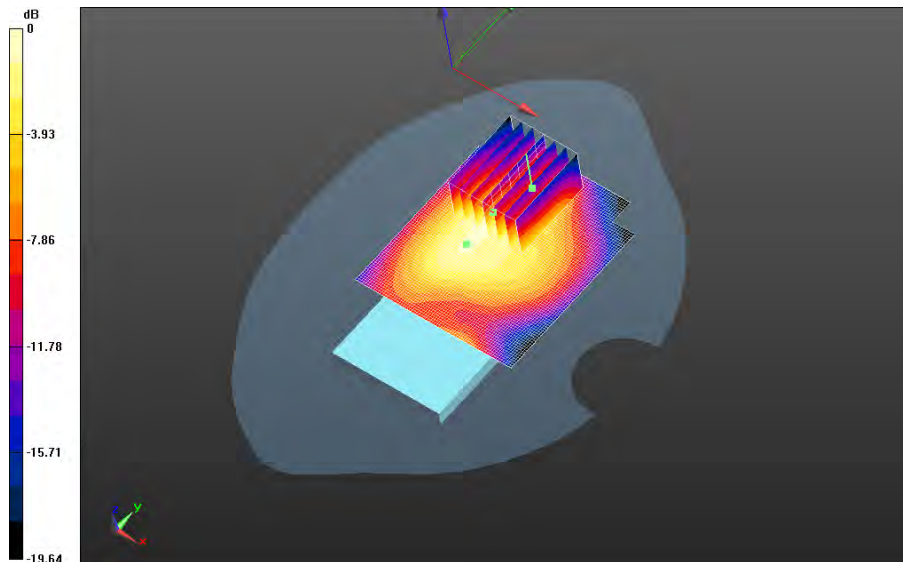
		Document Appendix C1 for the BlackBerry® Smartphone Model RHC161LW (STR100-2) SAR Report		Page 71(118)
		Author Data Andrew Becker	Dates of Test Jan 29 –Mar 09, 2015	Test Report No RTS-6063-1503-15

Mobile Hot Spot MSL - LTE Band 2/10mm Device Back - LTE band
2_chan18900_20MHz_BW_RB1_Offset_Low_amb_temp_23.7C_liq_temp_21.4C/Area Scan
(71x81x1): Interpolated grid: dx=1.500 mm, dy=1.500 mm
Reference Value = 15.317 V/m; **Power Drift = -0.027 dB**


Fast SAR: SAR(1g) = 0.763 W/kg; SAR(10g) = 0.445 W/kg; Secondary SAR(1g) = 0.705 W/kg
Maximum value of SAR (interpolated) = 0.879 W/kg

Mobile Hot Spot MSL - LTE Band 2/10mm Device Back - LTE band
2_chan18900_20MHz_BW_RB1_Offset_Low_amb_temp_23.7C_liq_temp_21.4C/Zoom Scan
(31x36x36)/Cube 0: Interpolated grid: dx=1.500 mm, dy=1.500 mm, dz=1.000 mm
Reference Value = 15.317 V/m; **Power Drift = -0.027 dB**

Averaged SAR: SAR(1g) = 0.765 W/kg; SAR(10g) = 0.454 W/kg
Maximum value of SAR (interpolated) = 1.35 W/kg



0 dB = 0.856 W/kg = -0.68 dBW/kg

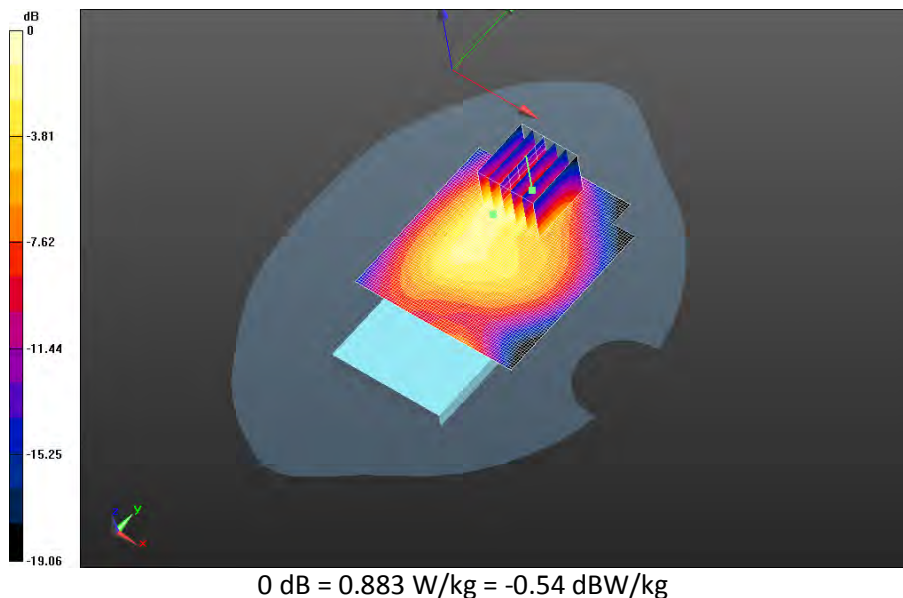
		Document Appendix C1 for the BlackBerry® Smartphone Model RHC161LW (STR100-2) SAR Report		Page 72(118)
		Author Data Andrew Becker	Dates of Test Jan 29 –Mar 09, 2015	Test Report No RTS-6063-1503-15


**Mobile Hot Spot MSL - LTE Band 2/10mm Device Back - LTE band
2_chan19100_20MHz_BW_RB1_Offset_Mid_amb_temp_23.9C_liq_temp_21.5C/Area Scan
(71x81x1):** Interpolated grid: dx=1.500 mm, dy=1.500 mm
Reference Value = 14.841 V/m; **Power Drift = 0.016 dB**

Fast SAR: SAR(1g) = 0.764 W/kg; SAR(10g) = 0.427 W/kg; Secondary SAR(1g) = 0.514 W/kg
Maximum value of SAR (interpolated) = 0.902 W/kg

**Mobile Hot Spot MSL - LTE Band 2/10mm Device Back - LTE band
2_chan19100_20MHz_BW_RB1_Offset_Mid_amb_temp_23.9C_liq_temp_21.5C/Zoom Scan
(26x26x36)/Cube 0:** Interpolated grid: dx=1.500 mm, dy=1.500 mm, dz=1.000 mm
Reference Value = 14.841 V/m; **Power Drift = 0.016 dB**

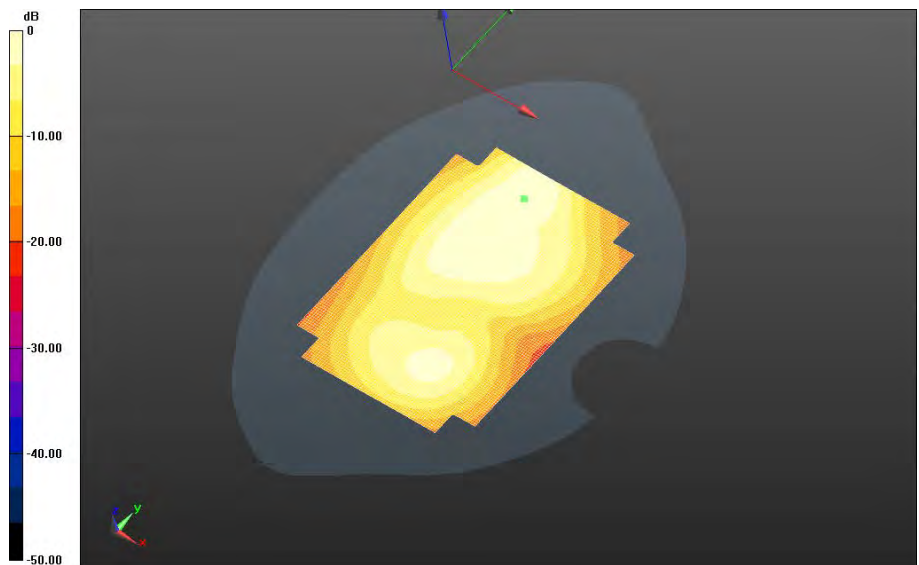
Averaged SAR: SAR(1g) = 0.779 W/kg; SAR(10g) = 0.418 W/kg
Maximum value of SAR (interpolated) = 1.41 W/kg




		Document Appendix C1 for the BlackBerry® Smartphone Model RHC161LW (STR100-2) SAR Report		Page 73(118)
		Author Data Andrew Becker	Dates of Test Jan 29 –Mar 09, 2015	Test Report No RTS-6063-1503-15

**Mobile Hot Spot MSL - LTE Band 2/10mm Device Back - LTE band
 2_chan18700_20MHz_BW_RB50_Offset_Low_amb_temp_24.0C_liq_temp_21.6C/Area Scan
 (121x171x1): Interpolated grid: dx=1.500 mm, dy=1.500 mm
 Reference Value = 13.018 V/m; Power Drift = -0.133 dB**

**Fast SAR: SAR(1g) = 0.518 W/kg; SAR(10g) = 0.300 W/kg; Secondary SAR(1g) = 0.514 W/kg
 Maximum value of SAR (interpolated) = 0.574 W/kg**




0 dB = 0.574 W/kg = -2.41 dBW/kg


		Document Appendix C1 for the BlackBerry® Smartphone Model RHC161LW (STR100-2) SAR Report		Page 74(118)
		Author Data Andrew Becker	Dates of Test Jan 29 –Mar 09, 2015	Test Report No RTS-6063-1503-15

**Mobile Hot Spot MSL - LTE Band 2/10mm Device Back - LTE band
 2_chan18700_20MHz_BW100_RB1_Offset_Low_amb_temp_24.0C_liq_temp_21.5C/Area Scan
 (121x81x1): Interpolated grid: dx=1.500 mm, dy=1.500 mm
 Reference Value = 12.672 V/m; Power Drift = -0.080 dB**

**Fast SAR: SAR(1g) = 0.518 W/kg; SAR(10g) = 0.291 W/kg; Secondary SAR(1g) = 0.514 W/kg
 Maximum value of SAR (interpolated) = 0.599 W/kg**

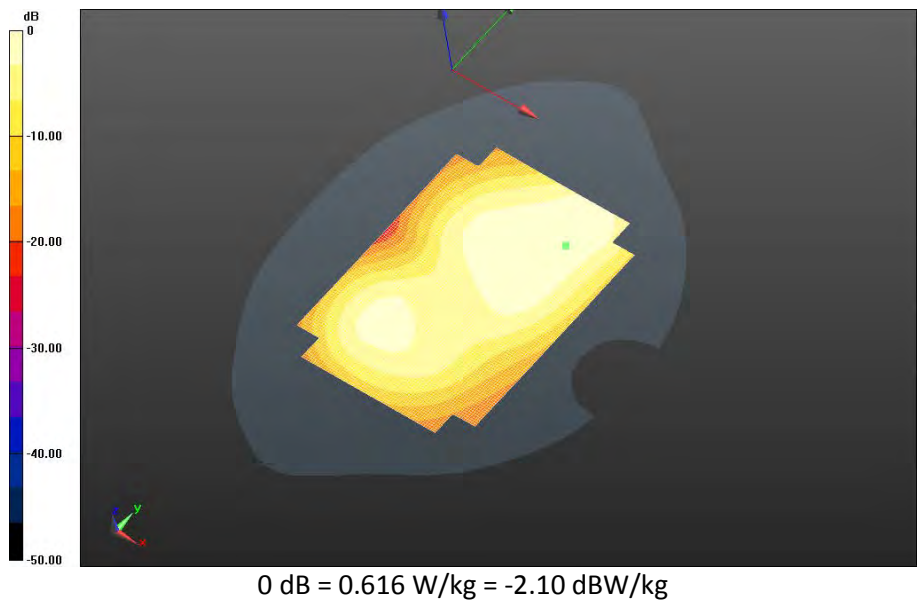



0 dB = 0.599 W/kg = -2.23 dBW/kg

		Document Appendix C1 for the BlackBerry® Smartphone Model RHC161LW (STR100-2) SAR Report		Page 75(118)
		Author Data Andrew Becker	Dates of Test Jan 29 –Mar 09, 2015	Test Report No RTS-6063-1503-15

**Mobile Hot Spot MSL - LTE Band 2/10mm Device Front - LTE band
 2_chan18700_20MHz_BW_RB1_Offset_Mid_amb_temp_23.9C_liq_temp_21.5C/Area Scan
 (121x171x1): Interpolated grid: dx=1.500 mm, dy=1.500 mm
 Reference Value = 13.602 V/m; Power Drift = -0.043 dB**

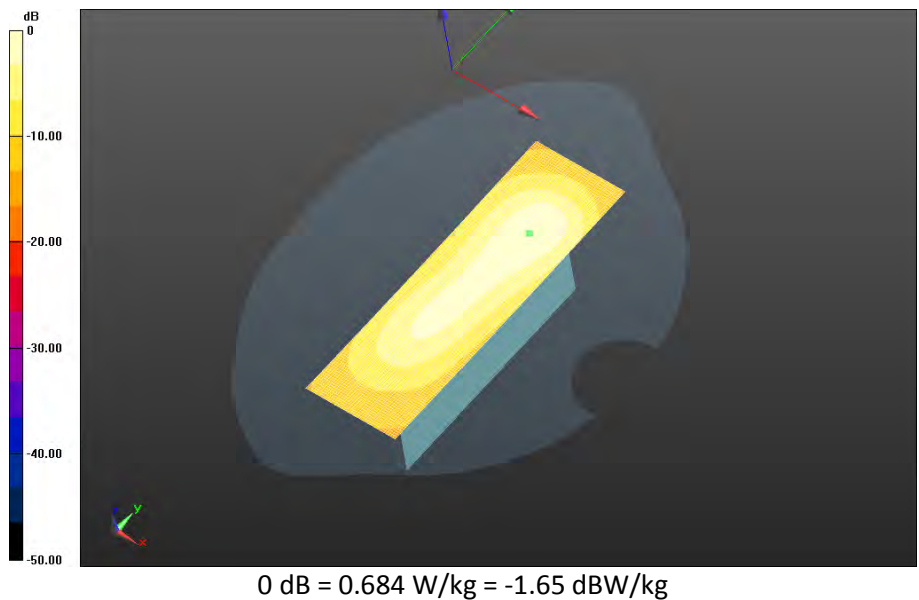
**Fast SAR: SAR(1g) = 0.556 W/kg; SAR(10g) = 0.342 W/kg; Secondary SAR(1g) = 0.514 W/kg
 Maximum value of SAR (interpolated) = 0.616 W/kg**




		Document Appendix C1 for the BlackBerry® Smartphone Model RHC161LW (STR100-2) SAR Report		Page 76(118)
		Author Data Andrew Becker	Dates of Test Jan 29 –Mar 09, 2015	Test Report No RTS-6063-1503-15

**Mobile Hot Spot MSL - LTE Band 2/10mm Device Left - LTE band
 2_chan18700_20MHz_BW_RB1_Offset_Mid_amb_temp_23.6C_liq_temp_21.4C/Area Scan
 (121x171x1): Interpolated grid: dx=1.500 mm, dy=1.500 mm
 Reference Value = 18.371 V/m; Power Drift = 0.024 dB**


**Fast SAR: SAR(1g) = 0.575 W/kg; SAR(10g) = 0.338 W/kg; Secondary SAR(1g) = 0.514 W/kg
 Maximum value of SAR (interpolated) = 0.684 W/kg**




		Document Appendix C1 for the BlackBerry® Smartphone Model RHC161LW (STR100-2) SAR Report		Page 77(118)
		Author Data Andrew Becker	Dates of Test Jan 29 –Mar 09, 2015	Test Report No RTS-6063-1503-15

**Mobile Hot Spot MSL - LTE Band 2/10mm Device Bottom - LTE band
 2_chan18700_20MHz_BW_RB1_Offset_Mid_amb_temp_23.6C_liq_temp_21.5C/Area Scan
 (121x171x1): Interpolated grid: dx=1.500 mm, dy=1.500 mm
 Reference Value = 14.453 V/m; Power Drift = -0.00424 dB**

**Fast SAR: SAR(1g) = 0.607 W/kg; SAR(10g) = 0.289 W/kg; Secondary SAR(1g) = 0.514 W/kg
 Maximum value of SAR (interpolated) = 0.738 W/kg**



0 dB = 0.738 W/kg = -1.32 dBW/kg

		Document		Page
		Appendix C1 for the BlackBerry® Smartphone Model RHC161LW (STR100-2) SAR Report		78(118)
Author Data	Dates of Test	Test Report No	FCC ID:	IC
Andrew Becker	Jan 29 –Mar 09, 2015	RTS-6063-1503-15	L6ARHC160LW	2503A-RHC160LW

GSM 1900

Date: 2/9/2015

Test Lab: BlackBerry RTS

DUT Name: BlackBerry Smartphone, Type: Sample, Serial: 2FFE780C

Configuration: Mobile Hot Spot MSL - GPRS 1900

Communication System: GPRS 1900 (2-slots) (0); Communication System Band: GPRS 1900;

Frequency: 1850.2 MHz

Medium Parameters used: $f=1850.2$ MHz; $\sigma = 1.501$ S/m; $\epsilon_r = 52.187$; $\rho = 1.000$ g/cm³

Phantom section: Flat Section

DASY Configuration:

- Probe: ET3DV6 - SN1643; ConvF: (4.59,4.59,4.59); Calibrated: 3/10/2014;
- Sensor-Surface: 4 mm (Mechanical Surface Detection)
- Electronics: DAE4 Sn881; Calibrated: 1/13/2015
- Phantom: SAM 2; Type: SAM 4.0; Serial: 1080
- DASY52 52.8.8(1222); SEMCAD X Version 14.6.10 (7331)

Mobile Hot Spot MSL - GPRS 1900/10mm Device Back - GPRS1900_2-


slot_chan512_amb_temp_23.8C_liq_temp_21.5C/Area Scan (121x171x1): Interpolated grid:

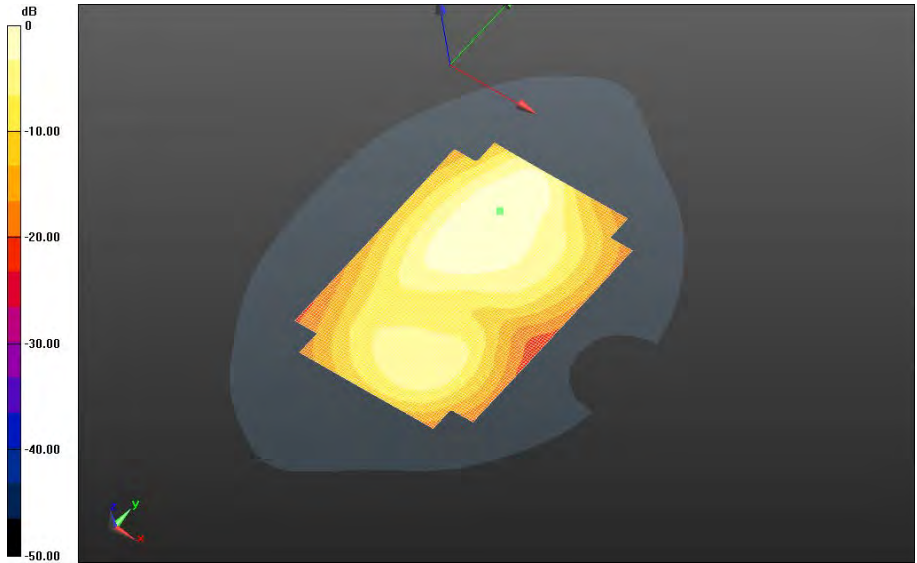
dx=1.500 mm, dy=1.500 mm

Reference Value = 12.364 V/m; **Power Drift = 0.018 dB**


Fast SAR: SAR(1g) = 0.546 W/kg; SAR(10g) = 0.327 W/kg

Maximum value of SAR (interpolated) = 0.595 W/kg

		Document Appendix C1 for the BlackBerry® Smartphone Model RHC161LW (STR100-2) SAR Report		Page 79(118)
		Author Data Andrew Becker	Dates of Test Jan 29 –Mar 09, 2015	Test Report No RTS-6063-1503-15



0 dB = 0.595 W/kg = -2.25 dBW/kg

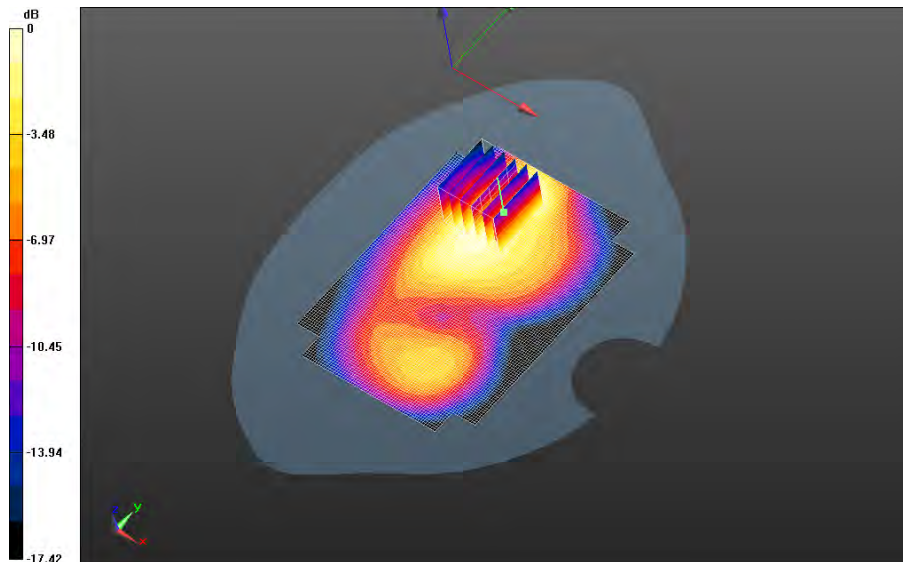
		Document Appendix C1 for the BlackBerry® Smartphone Model RHC161LW (STR100-2) SAR Report		Page 80(118)
		Author Data Andrew Becker	Dates of Test Jan 29 –Mar 09, 2015	Test Report No RTS-6063-1503-15

**Mobile Hot Spot MSL - GPRS 1900/10mm Device Back - GPRS1900_2-
slot_chan661_amb_temp_23.7C_liq_temp_21.5C/Area Scan (121x171x1):** Interpolated grid:
dx=1.500 mm, dy=1.500 mm
Reference Value = 12.998 V/m; **Power Drift = 0.018 dB**


Fast SAR: SAR(1g) = 0.577 W/kg; SAR(10g) = 0.345 W/kg
Maximum value of SAR (interpolated) = 0.631 W/kg

**Mobile Hot Spot MSL - GPRS 1900/10mm Device Back - GPRS1900_2-
slot_chan661_amb_temp_23.7C_liq_temp_21.5C/Zoom Scan (26x26x36)/Cube 0:** Interpolated
grid: dx=1.500 mm, dy=1.500 mm, dz=1.000 mm
Reference Value = 12.998 V/m; **Power Drift = 0.018 dB**

Averaged SAR: SAR(1g) = 0.579 W/kg; SAR(10g) = 0.354 W/kg
Maximum value of SAR (interpolated) = 0.949 W/kg



0 dB = 0.622 W/kg = -2.06 dBW/kg

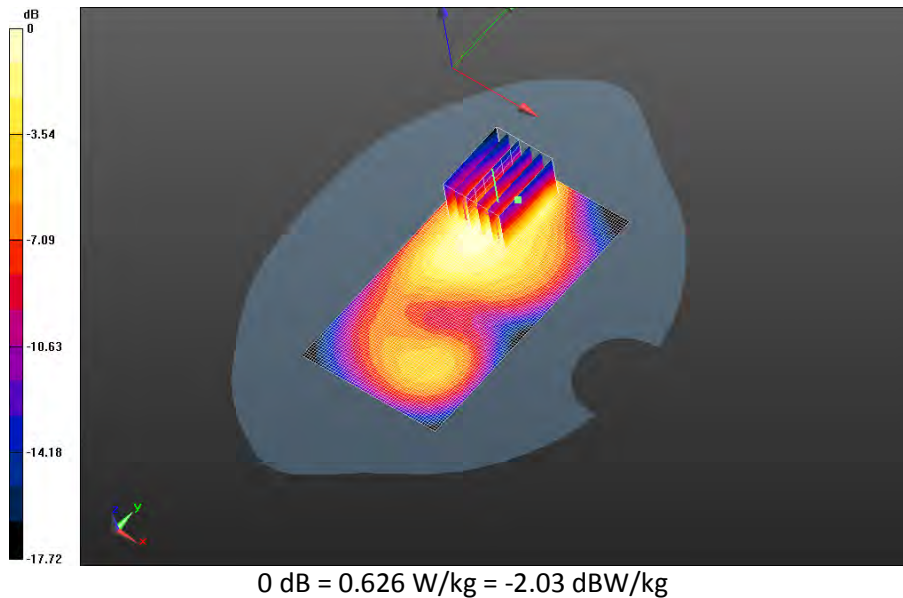
		Document		Page
		Appendix C1 for the BlackBerry® Smartphone Model RHC161LW (STR100-2) SAR Report		81(118)
Author Data	Dates of Test	Test Report No	FCC ID:	IC
Andrew Becker	Jan 29 –Mar 09, 2015	RTS-6063-1503-15	L6ARHC160LW	2503A-RHC160LW


**Mobile Hot Spot MSL - GPRS 1900/10mm Device Back - GPRS1900_2-
slot_chan810_amb_temp_23.6C_liq_temp_21.4C/Area Scan (121x171x1):** Interpolated grid:
dx=1.500 mm, dy=1.500 mm
Reference Value = 13.414 V/m; **Power Drift = -0.065 dB**

Fast SAR: SAR(1g) = 0.584 W/kg; SAR(10g) = 0.348 W/kg
Maximum value of SAR (interpolated) = 0.647 W/kg

**Mobile Hot Spot MSL - GPRS 1900/10mm Device Back - GPRS1900_2-
slot_chan810_amb_temp_23.6C_liq_temp_21.4C/Zoom Scan (26x31x36)/Cube 0:** Interpolated
grid: dx=1.500 mm, dy=1.500 mm, dz=1.000 mm
Reference Value = 13.414 V/m; **Power Drift = -0.065 dB**

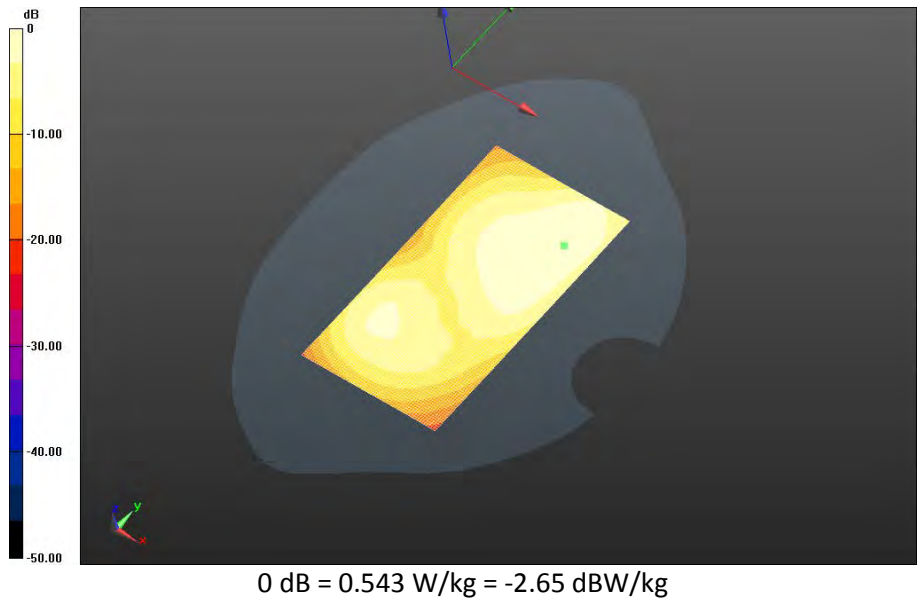
Averaged SAR: SAR(1g) = 0.588 W/kg; SAR(10g) = 0.361 W/kg
Maximum value of SAR (interpolated) = 1.02 W/kg




		Document Appendix C1 for the BlackBerry® Smartphone Model RHC161LW (STR100-2) SAR Report		Page 82(118)
		Author Data Andrew Becker	Dates of Test Jan 29 –Mar 09, 2015	Test Report No RTS-6063-1503-15

**Mobile Hot Spot MSL - GPRS 1900/10mm Device Front- GPRS1900_2-
 slot_chan661_amb_temp_23.6C_liq_temp_21.4C/Area Scan (121x171x1): Interpolated grid:
 dx=1.500 mm, dy=1.500 mm
 Reference Value = 11.752 V/m; Power Drift = 0.060 dB**

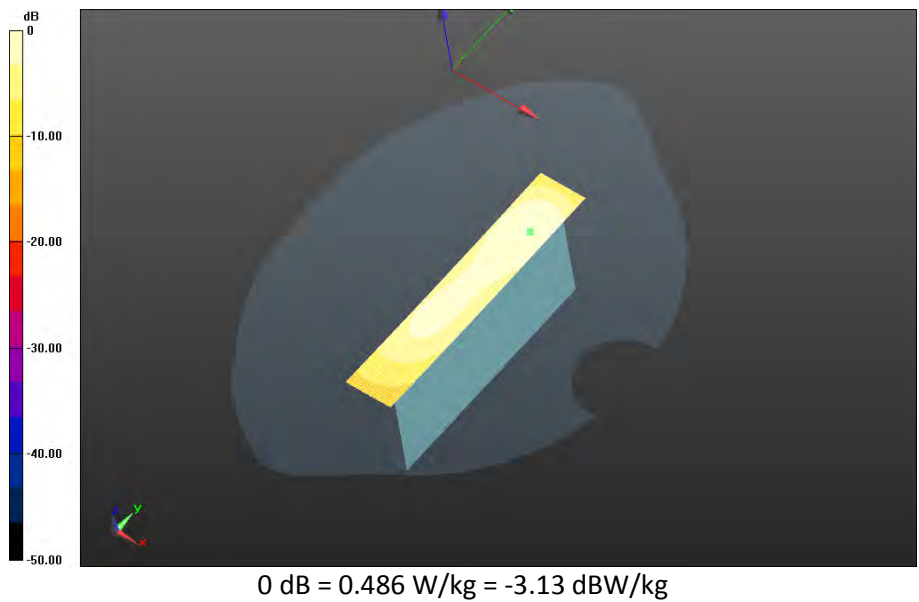
**Fast SAR: SAR(1g) = 0.487 W/kg; SAR(10g) = 0.294 W/kg
 Maximum value of SAR (interpolated) = 0.543 W/kg**




		Document Appendix C1 for the BlackBerry® Smartphone Model RHC161LW (STR100-2) SAR Report		Page 83(118)
		Author Data Andrew Becker	Dates of Test Jan 29 –Mar 09, 2015	Test Report No RTS-6063-1503-15

**Mobile Hot Spot MSL - GPRS 1900/10mm Device Left - GPRS1900_2-
 slot_chan661_amb_temp_23.8C_liq_temp_21.5C/Area Scan (121x171x1): Interpolated grid:
 dx=1.500 mm, dy=1.500 mm
 Reference Value = 14.685 V/m; Power Drift = -0.081 dB**


**Fast SAR: SAR(1g) = 0.417 W/kg; SAR(10g) = 0.246 W/kg
 Maximum value of SAR (interpolated) = 0.486 W/kg**




		Document Appendix C1 for the BlackBerry® Smartphone Model RHC161LW (STR100-2) SAR Report		Page 84(118)
		Author Data Andrew Becker	Dates of Test Jan 29 –Mar 09, 2015	Test Report No RTS-6063-1503-15

**Mobile Hot Spot MSL - GPRS 1900/10mm Device Bottom - GPRS1900_2-
 slot_chan661_amb_temp_23.6C_liq_temp_21.5C/Area Scan (121x171x1): Interpolated grid:
 dx=1.500 mm, dy=1.500 mm
 Reference Value = 11.428 V/m; Power Drift = -0.00749 dB**


**Fast SAR: SAR(1g) = 0.268 W/kg; SAR(10g) = 0.132 W/kg
 Maximum value of SAR (interpolated) = 0.335 W/kg**



0 dB = 0.335 W/kg = -4.75 dBW/kg

		Document		Page
		Appendix C1 for the BlackBerry® Smartphone Model RHC161LW (STR100-2) SAR Report		85(118)
Author Data	Dates of Test	Test Report No	FCC ID:	IC
Andrew Becker	Jan 29 –Mar 09, 2015	RTS-6063-1503-15	L6ARHC160LW	2503A-RHC160LW

UMTS Band II

		Document		Page
		Appendix C1 for the BlackBerry® Smartphone Model RHC161LW (STR100-2) SAR Report		86(118)
Author Data	Dates of Test	Test Report No	FCC ID:	IC
Andrew Becker	Jan 29 –Mar 09, 2015	RTS-6063-1503-15	L6ARHC160LW	2503A-RHC160LW

Date: 2/9/2015

Test Lab: BlackBerry RTS

DUT Name: BlackBerry Smartphone, Type: Sample, Serial: 2FFE780C

Configuration: Mobile Hot Spot MSL - UMTS II

Communication System: WCDMA FDD II (0); Communication System Band: UMTS FDD II;

Frequency: 1852.4 MHz

Medium Parameters used: $f=1852.4$ MHz; $\sigma = 1.504$ S/m; $\epsilon_r = 52.189$; $\rho = 1.000$ g/cm³

Phantom section: Flat Section

DASY Configuration:

- Probe: ET3DV6 - SN1643; ConvF: (4.59,4.59,4.59); Calibrated: 3/10/2014;
- Sensor-Surface: 4 mm (Mechanical Surface Detection)
- Electronics: DAE4 Sn881; Calibrated: 1/13/2015
- Phantom: SAM 2; Type: SAM 4.0; Serial: 1080
- DASY52 52.8.8(1222); SEMCAD X Version 14.6.10 (7331)

Mobile Hot Spot MSL - UMTS II/10mm Device Back - UMTS

II_chan9262_amb_temp_24.2C_liq_temp_21.5C/Area Scan (121x171x1): Interpolated grid:

$dx=1.500$ mm, $dy=1.500$ mm

Reference Value = 14.470 V/m; **Power Drift = -0.018 dB**

Fast SAR: SAR(1g) = 0.649 W/kg; SAR(10g) = 0.354 W/kg

Maximum value of SAR (interpolated) = 0.769 W/kg

Mobile Hot Spot MSL - UMTS II/10mm Device Back - UMTS

II_chan9262_amb_temp_24.2C_liq_temp_21.5C/Zoom Scan (21x21x36)/Cube 0: Interpolated

grid: $dx=1.500$ mm, $dy=1.500$ mm, $dz=1.000$ mm

Reference Value = 14.470 V/m; **Power Drift = -0.018 dB**

Averaged SAR: SAR(1g) = 0.611 W/kg; SAR(10g) = 0.332 W/kg

Maximum value of SAR (interpolated) = 1.10 W/kg

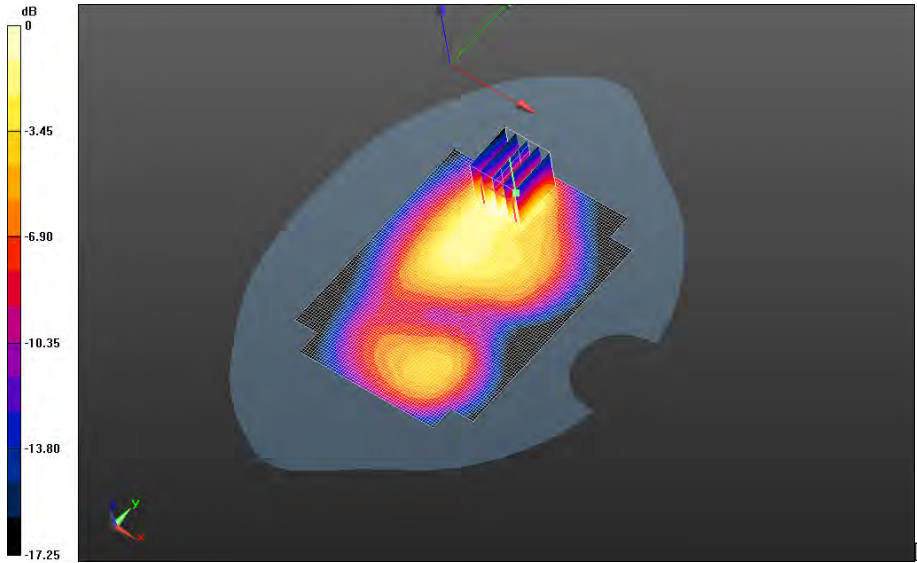
Author Data
Andrew Becker

Dates of Test
Jan 29 –Mar 09, 2015


Test Report No
RTS-6063-1503-15

FCC ID:
L6ARHC160LW

IC
2503A-RHC160LW



0 dB = 0.670 W/kg = -1.74 dBW/kg

		Document Appendix C1 for the BlackBerry® Smartphone Model RHC161LW (STR100-2) SAR Report		Page 88(118)
		Author Data Andrew Becker	Dates of Test Jan 29 –Mar 09, 2015	Test Report No RTS-6063-1503-15

Mobile Hot Spot MSL - UMTS II/10mm Device Back - UMTS

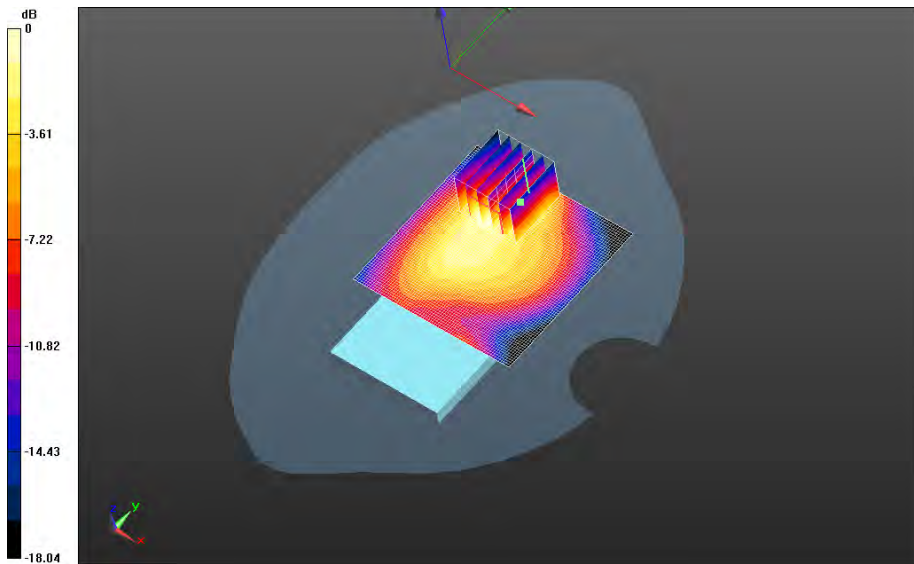
II_chan9400_amb_temp_24.7C_liq_temp_21.6C/Area Scan (71x71x1): Interpolated grid:
 dx=1.500 mm, dy=1.500 mm
 Reference Value = 14.037 V/m; **Power Drift = -0.058 dB**

Fast SAR: SAR(1g) = 0.617 W/kg; SAR(10g) = 0.354 W/kg; Secondary SAR(1g) = 0.581 W/kg
 Maximum value of SAR (interpolated) = 0.698 W/kg


Mobile Hot Spot MSL - UMTS II/10mm Device Back - UMTS

II_chan9400_amb_temp_24.7C_liq_temp_21.6C/Zoom Scan (26x26x36)/Cube 0: Interpolated
 grid: dx=1.500 mm, dy=1.500 mm, dz=1.000 mm
 Reference Value = 14.037 V/m; **Power Drift = -0.058 dB**

Averaged SAR: SAR(1g) = 0.627 W/kg; SAR(10g) = 0.358 W/kg
 Maximum value of SAR (interpolated) = 1.13 W/kg



0 dB = 0.698 W/kg = -1.56 dBW/kg

		Document Appendix C1 for the BlackBerry® Smartphone Model RHC161LW (STR100-2) SAR Report		Page 89(118)
		Author Data Andrew Becker	Dates of Test Jan 29 –Mar 09, 2015	Test Report No RTS-6063-1503-15

Mobile Hot Spot MSL - UMTS II/10mm Device Back - UMTS

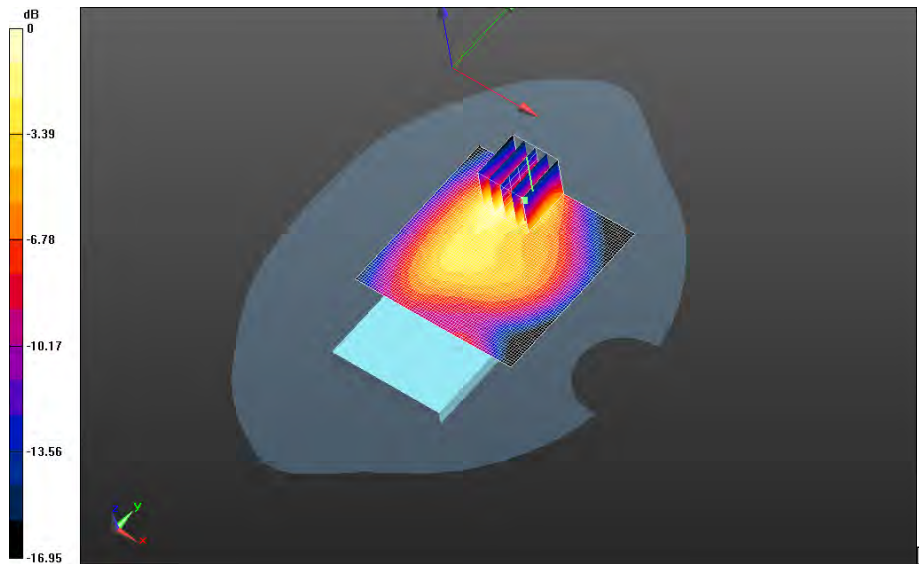
II_chan9538_amb_temp_23.9C_liq_temp_21.5C/Area Scan (71x71x1): Interpolated grid:
 dx=1.500 mm, dy=1.500 mm
 Reference Value = 13.757 V/m; **Power Drift = -0.026 dB**

Fast SAR: SAR(1g) = 0.616 W/kg; SAR(10g) = 0.345 W/kg; Secondary SAR(1g) = 0.581 W/kg
 Maximum value of SAR (interpolated) = 0.701 W/kg


Mobile Hot Spot MSL - UMTS II/10mm Device Back - UMTS

II_chan9538_amb_temp_23.9C_liq_temp_21.5C/Zoom Scan (21x21x36)/Cube 0: Interpolated
 grid: dx=1.500 mm, dy=1.500 mm, dz=1.000 mm
 Reference Value = 13.757 V/m; **Power Drift = -0.026 dB**

Averaged SAR: SAR(1g) = 0.665 W/kg; SAR(10g) = 0.356 W/kg
 Maximum value of SAR (interpolated) = 1.22 W/kg



0 dB = 0.737 W/kg = -1.33 dBW/kg

	Document Appendix C1 for the BlackBerry® Smartphone Model RHC161LW (STR100-2) SAR Report			Page 90(118)
	Author Data Andrew Becker	Dates of Test Jan 29 –Mar 09, 2015	Test Report No RTS-6063-1503-15	FCC ID: L6ARHC160LW

Mobile Hot Spot MSL - UMTS II/10mm Device Front - UMTS

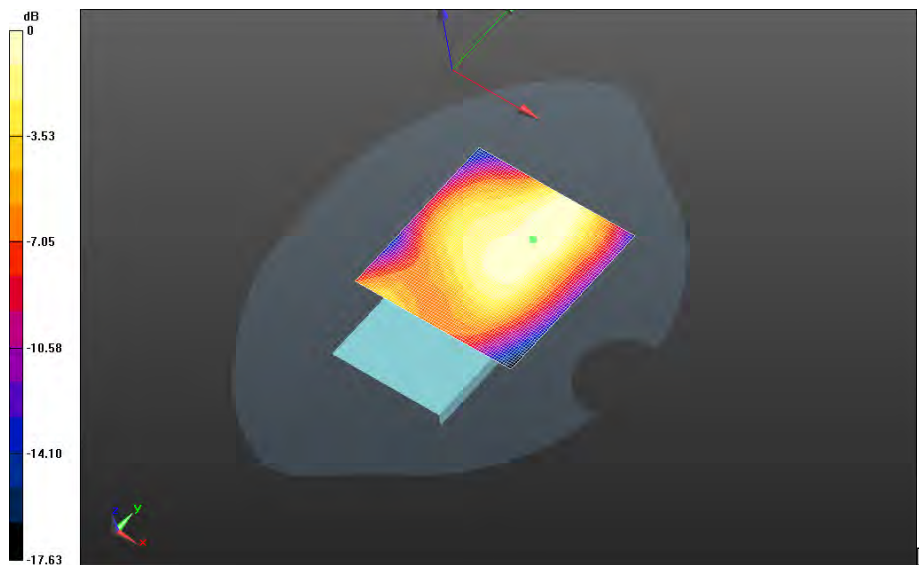
II_chan9400_amb_temp_24.1C_liq_temp_21.6C/Area Scan (71x71x1): Interpolated grid:

dx=1.500 mm, dy=1.500 mm


Reference Value = 13.190 V/m; **Power Drift = 0.070 dB**

Fast SAR: SAR(1g) = 0.425 W/kg; SAR(10g) = 0.263 W/kg;

Maximum value of SAR (interpolated) = 0.456 W/kg



0 dB = 0.456 W/kg = -3.41 dBW/kg

		Document Appendix C1 for the BlackBerry® Smartphone Model RHC161LW (STR100-2) SAR Report		Page 91(118)
		Author Data Andrew Becker	Dates of Test Jan 29 –Mar 09, 2015	Test Report No RTS-6063-1503-15

Mobile Hot Spot MSL - UMTS II/10mm Device Left - UMTS

II_chan9400_amb_temp_24.4C_liq_temp_21.7C/Area Scan (121x171x1): Interpolated grid:
 dx=1.500 mm, dy=1.500 mm


Reference Value = 14.438 V/m; **Power Drift = 0.065 dB**

Fast SAR: SAR(1g) = 0.372 W/kg; SAR(10g) = 0.217 W/kg

Maximum value of SAR (interpolated) = 0.431 W/kg



0 dB = 0.431 W/kg = -3.66 dBW/kg

		Document Appendix C1 for the BlackBerry® Smartphone Model RHC161LW (STR100-2) SAR Report		Page 92(118)
		Author Data Andrew Becker	Dates of Test Jan 29 –Mar 09, 2015	Test Report No RTS-6063-1503-15

Mobile Hot Spot MSL - UMTS II/10mm Device Right - UMTS

II_chan9400_amb_temp_24.2C_liq_temp_21.7C/Area Scan (121x171x1): Interpolated grid:


dx=1.500 mm, dy=1.500 mm

Reference Value = 3.577 V/m; **Power Drift = 0.333 dB**

Fast SAR: SAR(1g) = 0.148 W/kg; SAR(10g) = 0.0838 W/kg;

Maximum value of SAR (interpolated) = 0.175 W/kg



	Document Appendix C1 for the BlackBerry® Smartphone Model RHC161LW (STR100-2) SAR Report			Page 93(118)
	Author Data Andrew Becker	Dates of Test Jan 29 –Mar 09, 2015	Test Report No RTS-6063-1503-15	FCC ID: L6ARHC160LW

Mobile Hot Spot MSL - UMTS II/10mm Device Bottom - UMTS


II_chan9400_amb_temp_24.5C_liq_temp_21.8C/Area Scan (121x171x1): Interpolated grid:


dx=1.500 mm, dy=1.500 mm

Reference Value = 10.341 V/m; **Power Drift = -0.105 dB**

Fast SAR: SAR(1g) = 0.229 W/kg; SAR(10g) = 0.110 W/kg;

Maximum value of SAR (interpolated) = 0.283 W/kg



		Document Appendix C1 for the BlackBerry® Smartphone Model RHC161LW (STR100-2) SAR Report		Page 94(118)
		Author Data Andrew Becker	Dates of Test Jan 29 –Mar 09, 2015	Test Report No RTS-6063-1503-15

Mobile Hot Spot MSL - UMTS II/10mm Device Back 2nd Scan - UMTS

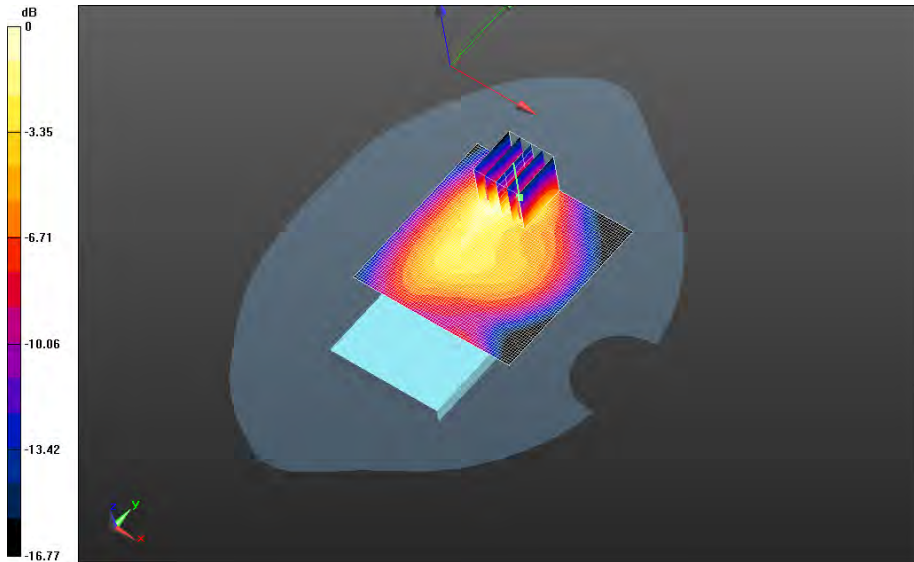
II_chan9538_amb_temp_24.0C_liq_temp_21.8C/Area Scan (71x71x1): Interpolated grid:
 dx=1.500 mm, dy=1.500 mm
 Reference Value = 13.830 V/m; **Power Drift = 0.033 dB**

Fast SAR: SAR(1g) = 0.606 W/kg; SAR(10g) = 0.340 W/kg; Secondary SAR(1g) = 0.581 W/kg
 Maximum value of SAR (interpolated) = 0.690 W/kg


Mobile Hot Spot MSL - UMTS II/10mm Device Back 2nd Scan - UMTS

II_chan9538_amb_temp_24.0C_liq_temp_21.8C/Zoom Scan (21x21x36)/Cube 0: Interpolated
 grid: dx=1.500 mm, dy=1.500 mm, dz=1.000 mm
 Reference Value = 13.830 V/m; **Power Drift = 0.033 dB**

Averaged SAR: SAR(1g) = 0.651 W/kg; SAR(10g) = 0.350 W/kg
 Maximum value of SAR (interpolated) = 1.19 W/kg



0 dB = 0.706 W/kg = -1.51 dBW/kg

		Document		Page
		Appendix C1 for the BlackBerry® Smartphone Model RHC161LW (STR100-2) SAR Report		95(118)
Author Data	Dates of Test	Test Report No	FCC ID:	IC
Andrew Becker	Jan 29 –Mar 09, 2015	RTS-6063-1503-15	L6ARHC160LW	2503A-RHC160LW

802.11b/g

Date: 3/3/2015

Test Lab: BlackBerry RTS

DUT Name: BlackBerry Smartphone, Type: Sample, Serial: 2FFE7A1D

Configuration: Mobile Hot Spot MSL - 802.11g

Communication System: 802.11 b/g (2450); Communication System Band: 802.11 b/g;

Frequency: 2412 MHz

Medium Parameters used: $f=2412$ MHz; $\sigma = 1.962$ S/m; $\epsilon_r = 51.676$; $\rho = 1.000$ g/cm³

Phantom section: Flat Section

DASY Configuration:

- Probe: ET3DV6 - SN1643; ConvF: (4.07,4.07,4.07); Calibrated: 3/10/2014;
- Sensor-Surface: 4 mm (Mechanical Surface Detection)
- Electronics: DAE4 Sn881; Calibrated: 1/13/2015
- Phantom: SAM 2; Type: SAM 4.0; Serial: 1080
- DASY52 52.8.8(1222); SEMCAD X Version 14.6.10 (7331)

Mobile Hot Spot MSL - 802.11g/10mm Device Back -

802.11g_chan1_amb_temp_23.9C_liq_temp_21.6C/Area Scan (151x201x1): Interpolated grid:

$dx=1.200$ mm, $dy=1.200$ mm

Reference Value = 7.166 V/m; **Power Drift = -0.00374 dB**

Fast SAR: SAR(1g) = 0.208 W/kg; SAR(10g) = 0.114 W/kg

Maximum value of SAR (interpolated) = 0.230 W/kg

Mobile Hot Spot MSL - 802.11g/10mm Device Back -

802.11g_chan1_amb_temp_23.9C_liq_temp_21.6C/Zoom Scan (31x31x36)/Cube 0:

Interpolated grid: $dx=1.000$ mm, $dy=1.000$ mm, $dz=1.000$ mm

Reference Value = 7.166 V/m; **Power Drift = -0.00374 dB**

Averaged SAR: SAR(1g) = 0.226 W/kg; SAR(10g) = 0.114 W/kg

Maximum value of SAR (interpolated) = 0.566 W/kg

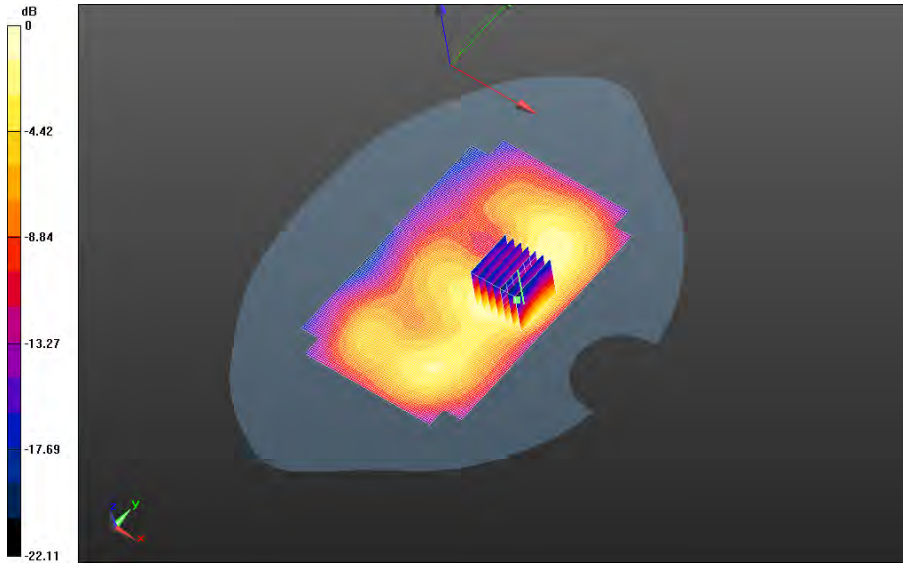
Author Data
Andrew Becker


Dates of Test
Jan 29 –Mar 09, 2015

Test Report No
RTS-6063-1503-15

FCC ID:
L6ARHC160LW

IC
2503A-RHC160LW



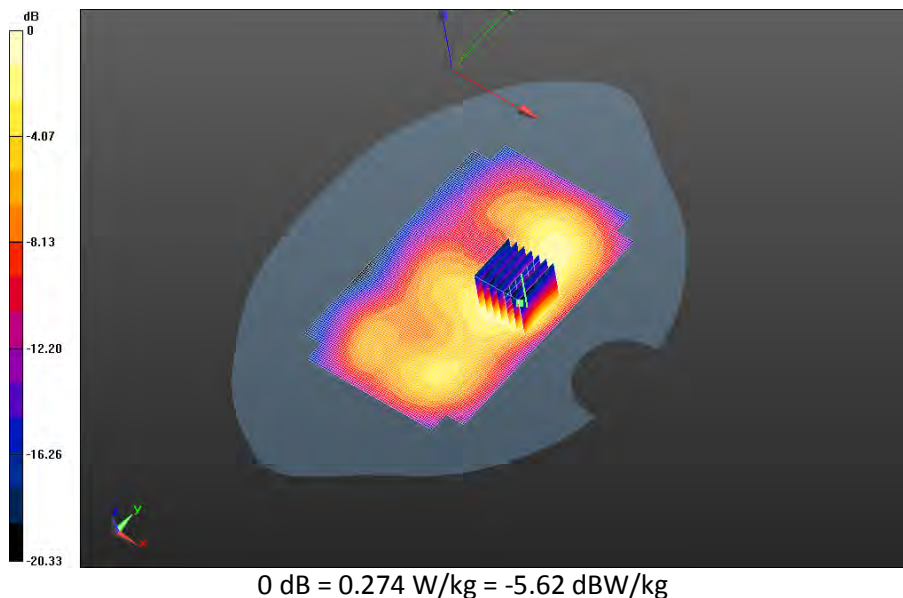
		Document Appendix C1 for the BlackBerry® Smartphone Model RHC161LW (STR100-2) SAR Report		Page 97(118)
		Author Data Andrew Becker	Dates of Test Jan 29 –Mar 09, 2015	Test Report No RTS-6063-1503-15


Mobile Hot Spot MSL - 802.11g/10mm Device Back -
802.11g_chan6_amb_temp_23.8C_liq_temp_21.5C/Area Scan (151x201x1): Interpolated grid:
dx=1.200 mm, dy=1.200 mm
Reference Value = 7.515 V/m; **Power Drift = -0.145 dB**

Fast SAR: SAR(1g) = 0.238 W/kg; SAR(10g) = 0.129 W/kg
Maximum value of SAR (interpolated) = 0.265 W/kg

Mobile Hot Spot MSL - 802.11g/10mm Device Back -
802.11g_chan6_amb_temp_23.8C_liq_temp_21.5C/Zoom Scan (31x31x36)/Cube 0:
Interpolated grid: dx=1.000 mm, dy=1.000 mm, dz=1.000 mm
Reference Value = 7.515 V/m; **Power Drift = -0.145 dB**

Averaged SAR: SAR(1g) = 0.259 W/kg; SAR(10g) = 0.130 W/kg
Maximum value of SAR (interpolated) = 0.664 W/kg




		Document Appendix C1 for the BlackBerry® Smartphone Model RHC161LW (STR100-2) SAR Report		Page 98(118)
		Author Data Andrew Becker	Dates of Test Jan 29 –Mar 09, 2015	Test Report No RTS-6063-1503-15


**Mobile Hot Spot MSL - 802.11g/10mm Device Back -
802.11g_chan11_amb_temp_23.8C_liq_temp_21.5C/Area Scan (151x201x1):** Interpolated grid:
dx=1.200 mm, dy=1.200 mm
Reference Value = 6.104 V/m; **Power Drift = -0.047 dB**

Fast SAR: SAR(1g) = 0.164 W/kg; SAR(10g) = 0.0870 W/kg
Maximum value of SAR (interpolated) = 0.185 W/kg

**Mobile Hot Spot MSL - 802.11g/10mm Device Back -
802.11g_chan11_amb_temp_23.8C_liq_temp_21.5C/Zoom Scan (31x31x36)/Cube 0:**
Interpolated grid: dx=1.000 mm, dy=1.000 mm, dz=1.000 mm
Reference Value = 6.104 V/m; **Power Drift = -0.047 dB**

Averaged SAR: SAR(1g) = 0.178 W/kg; SAR(10g) = 0.0875 W/kg
Maximum value of SAR (interpolated) = 0.459 W/kg



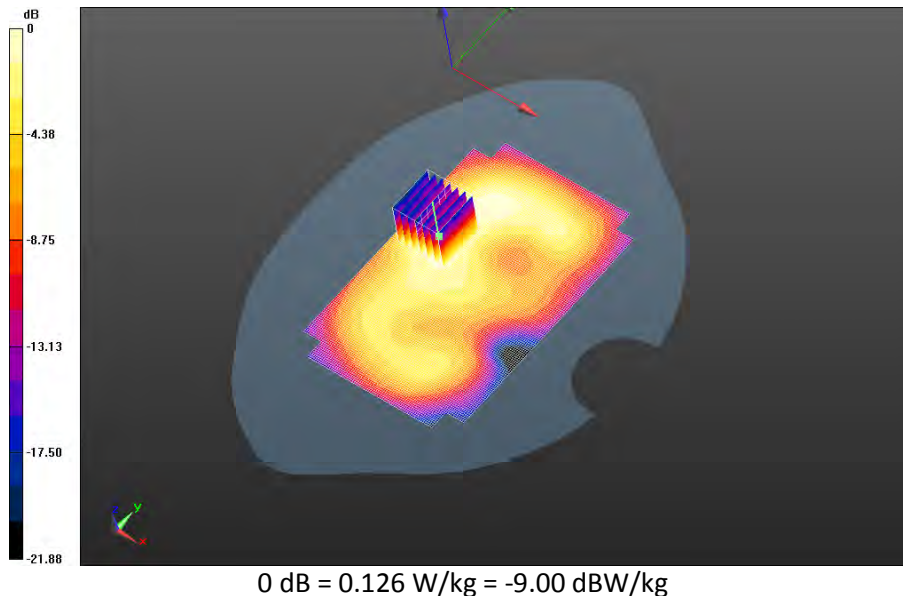
		Document Appendix C1 for the BlackBerry® Smartphone Model RHC161LW (STR100-2) SAR Report		Page 99(118)
		Author Data Andrew Becker	Dates of Test Jan 29 –Mar 09, 2015	Test Report No RTS-6063-1503-15


**Mobile Hot Spot MSL - 802.11g/10mm Device Front -
802.11g_chan6_amb_temp_23.8C_liq_temp_21.5C/Area Scan (151x201x1):** Interpolated grid:
dx=1.200 mm, dy=1.200 mm
Reference Value = 5.546 V/m; **Power Drift = -0.102 dB**

Fast SAR: SAR(1g) = 0.113 W/kg; SAR(10g) = 0.0630 W/kg
Maximum value of SAR (interpolated) = 0.124 W/kg

**Mobile Hot Spot MSL - 802.11g/10mm Device Front -
802.11g_chan6_amb_temp_23.8C_liq_temp_21.5C/Zoom Scan (31x31x36)/Cube 0:**
Interpolated grid: dx=1.000 mm, dy=1.000 mm, dz=1.000 mm
Reference Value = 5.546 V/m; **Power Drift = -0.102 dB**

Averaged SAR: SAR(1g) = 0.122 W/kg; SAR(10g) = 0.0638 W/kg
Maximum value of SAR (interpolated) = 0.317 W/kg



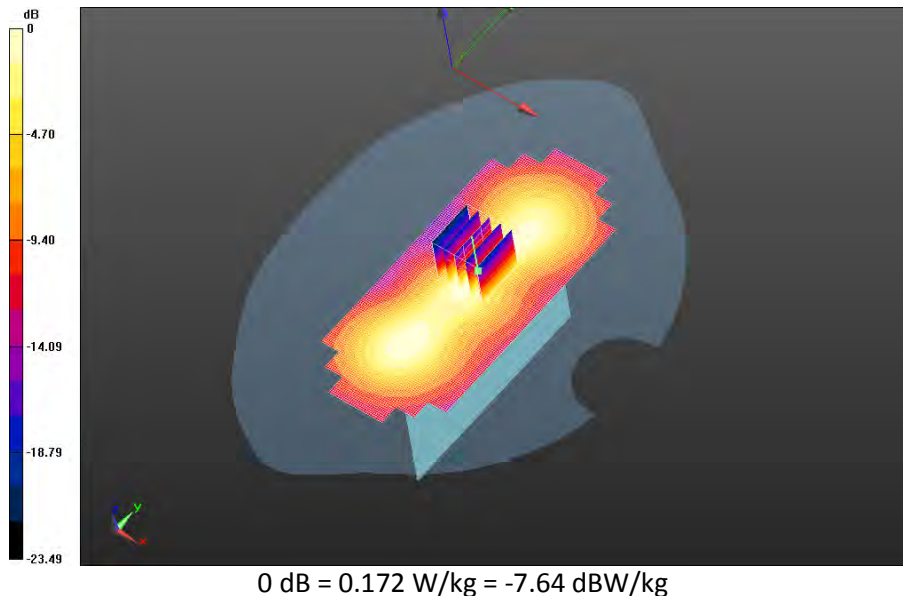
		Document Appendix C1 for the BlackBerry® Smartphone Model RHC161LW (STR100-2) SAR Report		Page 100(118)
		Author Data Andrew Becker	Dates of Test Jan 29 –Mar 09, 2015	Test Report No RTS-6063-1503-15


**Mobile Hot Spot MSL - 802.11g/10mm Device Right -
802.11g_chan6_amb_temp_23.8C_liq_temp_21.5C/Area Scan (151x201x1):** Interpolated grid:
dx=1.200 mm, dy=1.200 mm
Reference Value = 8.951 V/m; **Power Drift = -0.012 dB**

Fast SAR: SAR(1g) = 0.144 W/kg; SAR(10g) = 0.0763 W/kg
Maximum value of SAR (interpolated) = 0.172 W/kg

**Mobile Hot Spot MSL - 802.11g/10mm Device Right -
802.11g_chan6_amb_temp_23.8C_liq_temp_21.5C/Zoom Scan (21x21x36)/Cube 0:**
Interpolated grid: dx=1.500 mm, dy=1.500 mm, dz=1.000 mm
Reference Value = 8.951 V/m; **Power Drift = -0.012 dB**

Averaged SAR: SAR(1g) = 0.160 W/kg; SAR(10g) = 0.0753 W/kg
Maximum value of SAR (interpolated) = 0.424 W/kg




		Document Appendix C1 for the BlackBerry® Smartphone Model RHC161LW (STR100-2) SAR Report		Page 101(118)
		Author Data Andrew Becker	Dates of Test Jan 29 –Mar 09, 2015	Test Report No RTS-6063-1503-15


**Mobile Hot Spot MSL - 802.11g/10mm Device Back -
802.11b_chan6_amb_temp_23.8C_liq_temp_21.5C/Area Scan (151x201x1):** Interpolated grid:
dx=1.200 mm, dy=1.200 mm
Reference Value = 6.805 V/m; **Power Drift = -0.150 dB**

Fast SAR: SAR(1g) = 0.195 W/kg; SAR(10g) = 0.105 W/kg
Maximum value of SAR (interpolated) = 0.219 W/kg

**Mobile Hot Spot MSL - 802.11g/10mm Device Back -
802.11b_chan6_amb_temp_23.8C_liq_temp_21.5C/Zoom Scan (31x31x36)/Cube 0:**
Interpolated grid: dx=1.000 mm, dy=1.000 mm, dz=1.000 mm
Reference Value = 6.805 V/m; **Power Drift = -0.150 dB**

Averaged SAR: SAR(1g) = 0.210 W/kg; SAR(10g) = 0.105 W/kg
Maximum value of SAR (interpolated) = 0.545 W/kg



		Document		Page
		Appendix C1 for the BlackBerry® Smartphone Model RHC161LW (STR100-2) SAR Report		102(118)
Author Data	Dates of Test	Test Report No	FCC ID:	IC
Andrew Becker	Jan 29 –Mar 09, 2015	RTS-6063-1503-15	L6ARHC160LW	2503A-RHC160LW

Bluetooth

Date: 3/3/2015

Test Lab: BlackBerry RTS

DUT Name: BlackBerry Smartphone, Type: Sample, Serial: 2FFE780C

Configuration: Mobile Hot Spot MSL - Bluetooth

Communication System: Bluetooth (0); Communication System Band: Exported from older format (data unavailable - please correct).; Frequency: 2441 MHz

Medium Parameters used: $f=2441$ MHz; $\sigma = 1.998$ S/m; $\epsilon_r = 51.638$; $\rho = 1.000$ g/cm³

Phantom section: Flat Section

DASY Configuration:

- Probe: ET3DV6 - SN1643; ConvF: (4.07,4.07,4.07); Calibrated: 3/10/2014;
- Sensor-Surface: 4 mm (Mechanical Surface Detection)
- Electronics: DAE4 Sn881; Calibrated: 1/13/2015
- Phantom: SAM 2; Type: SAM 4.0; Serial: 1080
- DASY52 52.8.8(1222); SEMCAD X Version 14.6.10 (7331)

Mobile Hot Spot MSL - Bluetooth/10mm Device Back -

Bluetooth_chan39_amb_temp_23.8C_liq_temp_21.5C/Area Scan (151x201x1): Interpolated grid: dx=1.200 mm, dy=1.200 mm

Reference Value = 3.240 V/m; **Power Drift = -0.183 dB**

Fast SAR: SAR(1g) = 0.0419 W/kg; SAR(10g) = 0.0228 W/kg

Maximum value of SAR (interpolated) = 0.0466 W/kg

Mobile Hot Spot MSL - Bluetooth/10mm Device Back -

Bluetooth_chan39_amb_temp_23.8C_liq_temp_21.5C/Zoom Scan (31x31x36)/Cube 0:

Interpolated grid: dx=1.000 mm, dy=1.000 mm, dz=1.000 mm

Reference Value = 3.240 V/m; **Power Drift = -0.183 dB**

Averaged SAR: SAR(1g) = 0.0466 W/kg; SAR(10g) = 0.0231 W/kg

Maximum value of SAR (interpolated) = 0.118 W/kg

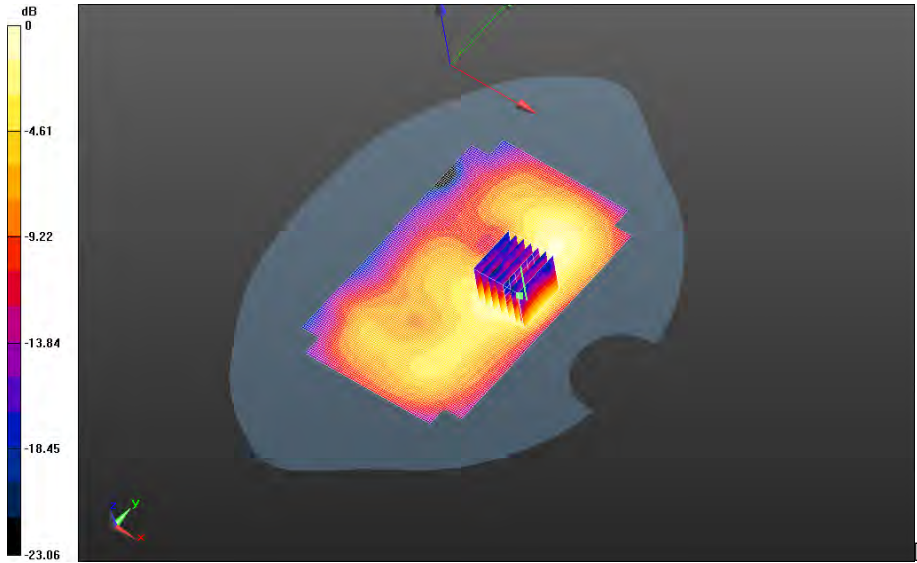
Author Data
Andrew Becker

Dates of Test
Jan 29 –Mar 09, 2015


Test Report No
RTS-6063-1503-15

FCC ID:
L6ARHC160LW

IC
2503A-RHC160LW



0 dB = 0.0486 W/kg = -13.13 dBW/kg

		Document		Page
		Appendix C1 for the BlackBerry® Smartphone Model RHC161LW (STR100-2) SAR Report		104(118)
Author Data	Dates of Test	Test Report No	FCC ID:	IC
Andrew Becker	Jan 29 –Mar 09, 2015	RTS-6063-1503-15	L6ARHC160LW	2503A-RHC160LW

LTE Band 7

Date: 3/5/2015

Test Lab: BlackBerry RTS

DUT Name: BlackBerry Smartphone, Type: Sample, Serial: 2FFE780C

Configuration: Mobile Hot Spot MSL - LTE 7

Communication System: LTE 7 (0); Communication System Band: LTE band 7; Frequency: 2510 MHz

Medium Parameters used: $f=2510$ MHz; $\sigma = 2.091$ S/m; $\epsilon_r = 51.337$; $\rho = 1.000$ g/cm³

Phantom section: Flat Section

DASY Configuration:

- Probe: ES3DV3 - SN3225; ConvF: (4.06,4.06,4.06); Calibrated: 2/25/2015;
- Sensor-Surface: 3 mm (Mechanical Surface Detection)
- Electronics: DAE4 Sn881; Calibrated: 1/13/2015
- Phantom: SAM 2; Type: SAM 4.0; Serial: 1080
- DASY52 52.8.8(1222); SEMCAD X Version 14.6.10 (7331)

Mobile Hot Spot MSL - LTE 7/10mm Device Back - LTE band

7_chan20850_20MHz_BW_RB1_Offset_Low_amb_temp_23.9C_liq_temp_21.8C/Area Scan

(81x131x1): Interpolated grid: dx=1.200 mm, dy=1.200 mm

Reference Value = 5.114 V/m; **Power Drift = 0.124 dB**

Fast SAR: SAR(1g) = 0.968 W/kg; SAR(10g) = 0.417 W/kg

Maximum value of SAR (interpolated) = 1.40 W/kg

Mobile Hot Spot MSL - LTE 7/10mm Device Back - LTE band

7_chan20850_20MHz_BW_RB1_Offset_Low_amb_temp_23.9C_liq_temp_21.8C/Zoom Scan

(31x31x36)/Cube 0: Interpolated grid: dx=1.000 mm, dy=1.000 mm, dz=1.000 mm

Reference Value = 5.114 V/m; **Power Drift = 0.124 dB**

Averaged SAR: SAR(1g) = 1.03 W/kg; SAR(10g) = 0.451 W/kg

Maximum value of SAR (interpolated) = 2.25 W/kg

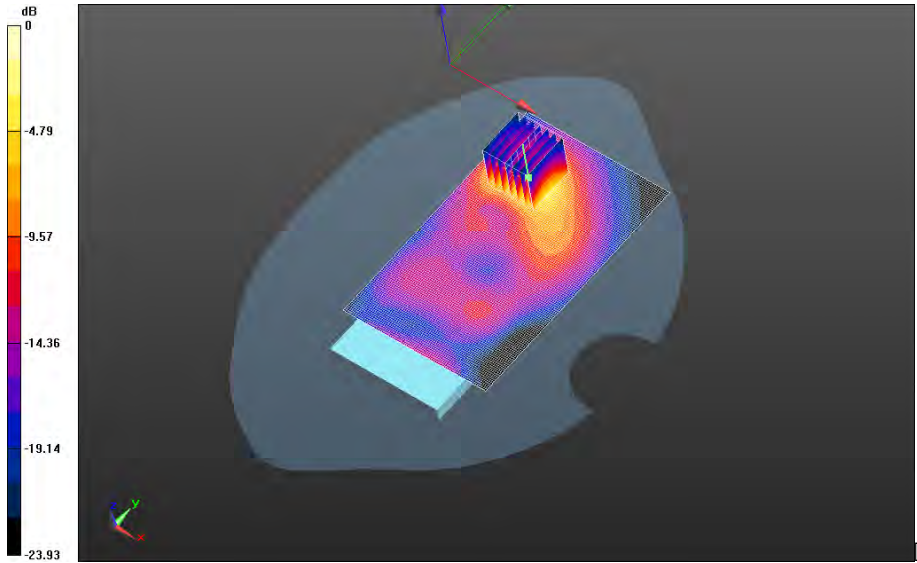
Author Data
Andrew Becker

Dates of Test
Jan 29 –Mar 09, 2015


Test Report No
RTS-6063-1503-15

FCC ID:
L6ARHC160LW

IC
2503A-RHC160LW



0 dB = 1.35 W/kg = 1.30 dBW/kg

		Document Appendix C1 for the BlackBerry® Smartphone Model RHC161LW (STR100-2) SAR Report		Page 106(118)
		Author Data Andrew Becker	Dates of Test Jan 29 –Mar 09, 2015	Test Report No RTS-6063-1503-15

Mobile Hot Spot MSL - LTE 7/10mm Device Back - LTE band


**7_chan21100_20MHz_BW_RB1_Offset_High_amb_temp_23.9C_liq_temp_21.8C/Area Scan
 (81x81x1):** Interpolated grid: dx=1.200 mm, dy=1.200 mm
 Reference Value = 4.138 V/m; **Power Drift = 0.150 dB**

Fast SAR: SAR(1g) = 0.945 W/kg; SAR(10g) = 0.418 W/kg
 Maximum value of SAR (interpolated) = 1.27 W/kg


Mobile Hot Spot MSL - LTE 7/10mm Device Back - LTE band

**7_chan21100_20MHz_BW_RB1_Offset_High_amb_temp_23.9C_liq_temp_21.8C/Zoom Scan
 (31x31x36)/Cube 0:** Interpolated grid: dx=1.000 mm, dy=1.000 mm, dz=1.000 mm
 Reference Value = 4.138 V/m; **Power Drift = 0.150 dB**

Averaged SAR: SAR(1g) = 0.983 W/kg; SAR(10g) = 0.430 W/kg
 Maximum value of SAR (interpolated) = 2.15 W/kg



0 dB = 1.30 W/kg = 1.14 dBW/kg

		Document Appendix C1 for the BlackBerry® Smartphone Model RHC161LW (STR100-2) SAR Report		Page 107(118)
		Author Data Andrew Becker	Dates of Test Jan 29 –Mar 09, 2015	Test Report No RTS-6063-1503-15

Mobile Hot Spot MSL - LTE 7/10mm Device Back - LTE band

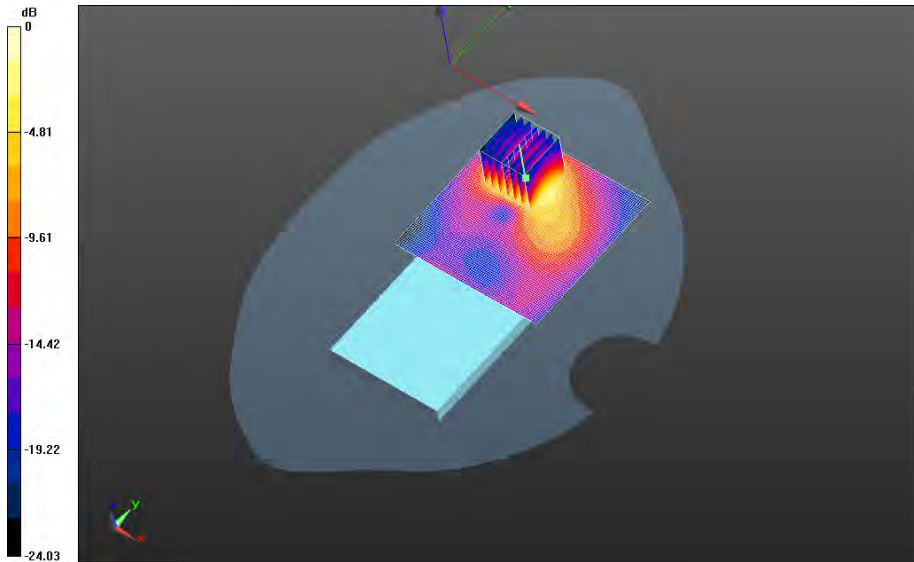
**7_chan21350_20MHz_BW_RB1_Offset_Low_amb_temp_23.9C_liq_temp_21.8C/Area Scan
 (81x81x1):** Interpolated grid: dx=1.200 mm, dy=1.200 mm
 Reference Value = 4.217 V/m; **Power Drift = -0.124 dB**

Fast SAR: SAR(1g) = 0.993 W/kg; SAR(10g) = 0.433 W/kg
 Maximum value of SAR (interpolated) = 1.36 W/kg


Mobile Hot Spot MSL - LTE 7/10mm Device Back - LTE band

**7_chan21350_20MHz_BW_RB1_Offset_Low_amb_temp_23.9C_liq_temp_21.8C/Zoom Scan
 (31x31x36)/Cube 0:** Interpolated grid: dx=1.000 mm, dy=1.000 mm, dz=1.000 mm
 Reference Value = 4.217 V/m; **Power Drift = -0.124 dB**

Averaged SAR: SAR(1g) = 1.04 W/kg; SAR(10g) = 0.455 W/kg
 Maximum value of SAR (interpolated) = 2.29 W/kg



0 dB = 1.37 W/kg = 1.37 dBW/kg

		Document Appendix C1 for the BlackBerry® Smartphone Model RHC161LW (STR100-2) SAR Report		Page 108(118)
		Author Data Andrew Becker	Dates of Test Jan 29 –Mar 09, 2015	Test Report No RTS-6063-1503-15

Mobile Hot Spot MSL - LTE 7/10mm Device Back - LTE band

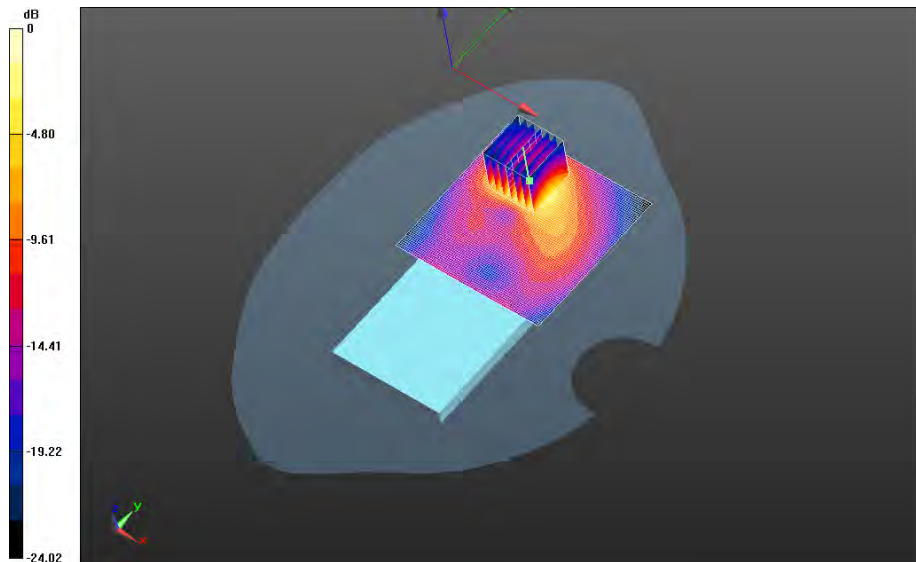
**7_chan20850_20MHz_BW_RB50_Offset_Low_amb_temp_23.9C_liq_temp_21.8C/Area Scan
(81x81x1):** Interpolated grid: dx=1.200 mm, dy=1.200 mm
Reference Value = 4.865 V/m; **Power Drift = -0.107 dB**

Fast SAR: SAR(1g) = 0.948 W/kg; SAR(10g) = 0.412 W/kg
Maximum value of SAR (interpolated) = 1.30 W/kg


Mobile Hot Spot MSL - LTE 7/10mm Device Back - LTE band

**7_chan20850_20MHz_BW_RB50_Offset_Low_amb_temp_23.9C_liq_temp_21.8C/Zoom Scan
(31x31x36)/Cube 0:** Interpolated grid: dx=1.000 mm, dy=1.000 mm, dz=1.000 mm
Reference Value = 4.865 V/m; **Power Drift = -0.107 dB**

Averaged SAR: SAR(1g) = 0.991 W/kg; SAR(10g) = 0.433 W/kg
Maximum value of SAR (interpolated) = 2.20 W/kg



0 dB = 1.32 W/kg = 1.21 dBW/kg

		Document Appendix C1 for the BlackBerry® Smartphone Model RHC161LW (STR100-2) SAR Report		Page 109(118)
		Author Data Andrew Becker	Dates of Test Jan 29 –Mar 09, 2015	Test Report No RTS-6063-1503-15

Mobile Hot Spot MSL - LTE 7/10mm Device Back - LTE band

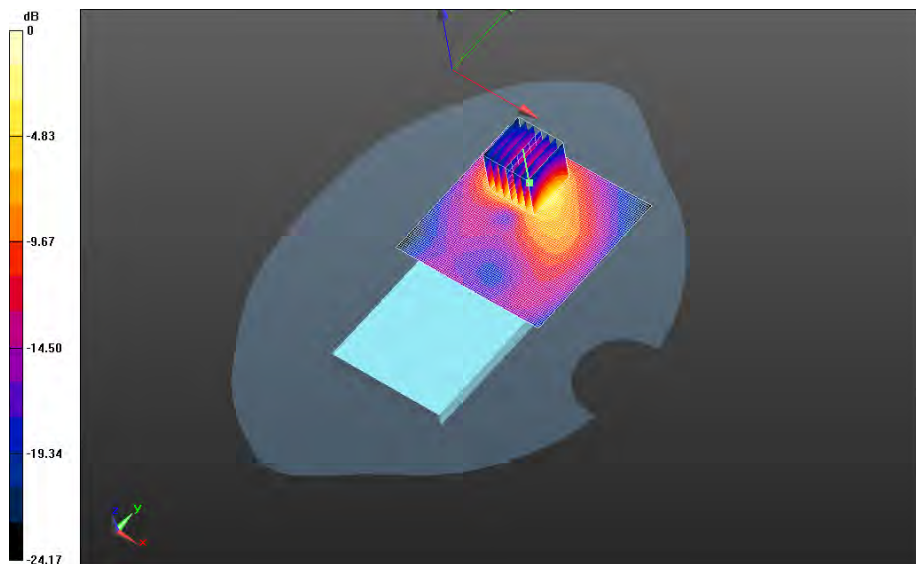
**7_chan21100_20MHz_BW_RB50_Offset_Low_amb_temp_24.2C_liq_temp_21.9C/Area Scan
(81x81x1):** Interpolated grid: dx=1.200 mm, dy=1.200 mm
Reference Value = 4.230 V/m; **Power Drift = -0.071 dB**

Fast SAR: SAR(1g) = 0.928 W/kg; SAR(10g) = 0.404 W/kg
Maximum value of SAR (interpolated) = 1.27 W/kg


Mobile Hot Spot MSL - LTE 7/10mm Device Back - LTE band

**7_chan21100_20MHz_BW_RB50_Offset_Low_amb_temp_24.2C_liq_temp_21.9C/Zoom Scan
(31x31x36)/Cube 0:** Interpolated grid: dx=1.000 mm, dy=1.000 mm, dz=1.000 mm
Reference Value = 4.230 V/m; **Power Drift = -0.071 dB**

Averaged SAR: SAR(1g) = 0.974 W/kg; SAR(10g) = 0.427 W/kg
Maximum value of SAR (interpolated) = 2.15 W/kg



0 dB = 1.28 W/kg = 1.07 dBW/kg

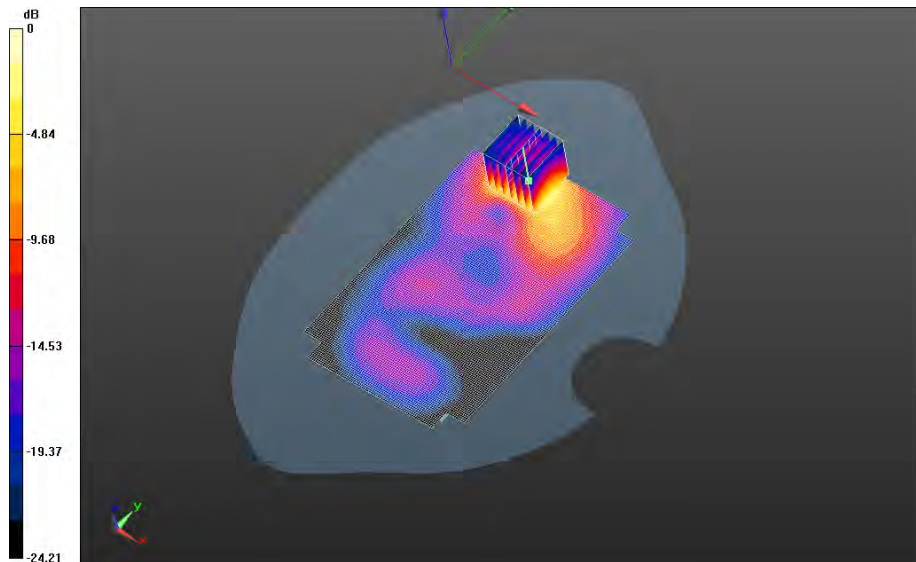
		Document Appendix C1 for the BlackBerry® Smartphone Model RHC161LW (STR100-2) SAR Report		Page 110(118)
		Author Data Andrew Becker	Dates of Test Jan 29 –Mar 09, 2015	Test Report No RTS-6063-1503-15

Mobile Hot Spot MSL - LTE 7/10mm Device Back - LTE band
7_chan21350_20MHz_BW_RB50_Offset_Low_amb_temp_23.7C_liq_temp_21.9C/Area Scan
(151x201x1): Interpolated grid: dx=1.200 mm, dy=1.200 mm
 Reference Value = 4.034 V/m; **Power Drift = 0.028 dB**


Fast SAR: SAR(1g) = 1.01 W/kg; SAR(10g) = 0.439 W/kg
 Maximum value of SAR (interpolated) = 1.40 W/kg

Mobile Hot Spot MSL - LTE 7/10mm Device Back - LTE band
7_chan21350_20MHz_BW_RB50_Offset_Low_amb_temp_23.7C_liq_temp_21.9C/Zoom Scan
(31x31x36)/Cube 0: Interpolated grid: dx=1.000 mm, dy=1.000 mm, dz=1.000 mm
 Reference Value = 4.034 V/m; **Power Drift = 0.028 dB**

Averaged SAR: SAR(1g) = 1.04 W/kg; SAR(10g) = 0.453 W/kg
 Maximum value of SAR (interpolated) = 2.30 W/kg



0 dB = 1.38 W/kg = 1.40 dBW/kg

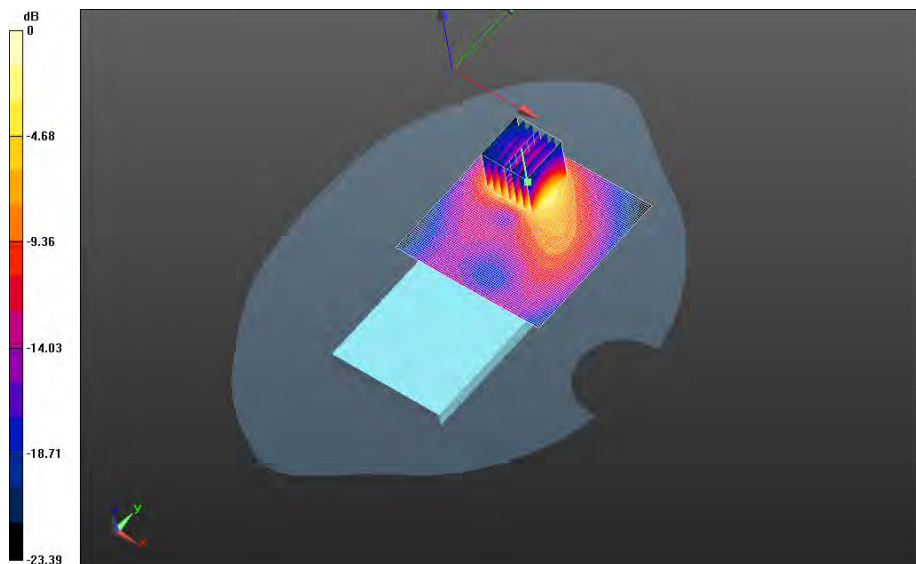
		Document Appendix C1 for the BlackBerry® Smartphone Model RHC161LW (STR100-2) SAR Report		Page 111(118)
		Author Data Andrew Becker	Dates of Test Jan 29 –Mar 09, 2015	Test Report No RTS-6063-1503-15

Mobile Hot Spot MSL - LTE 7/10mm Device Back - LTE band
7_chan20850_20MHz_BW_RB100_Offset_Low_amb_temp_23.7C_liq_temp_21.8C/Area Scan
(81x81x1): Interpolated grid: dx=1.200 mm, dy=1.200 mm
 Reference Value = 4.635 V/m; **Power Drift = 0.204 dB**


Fast SAR: SAR(1g) = 0.947 W/kg; SAR(10g) = 0.414 W/kg
 Maximum value of SAR (interpolated) = 1.31 W/kg

Mobile Hot Spot MSL - LTE 7/10mm Device Back - LTE band
7_chan20850_20MHz_BW_RB100_Offset_Low_amb_temp_23.7C_liq_temp_21.8C/Zoom Scan
(31x31x36)/Cube 0: Interpolated grid: dx=1.000 mm, dy=1.000 mm, dz=1.000 mm
 Reference Value = 4.635 V/m; **Power Drift = 0.204 dB**

Averaged SAR: SAR(1g) = 0.982 W/kg; SAR(10g) = 0.432 W/kg
 Maximum value of SAR (interpolated) = 2.14 W/kg




0 dB = 1.30 W/kg = 1.14 dBW/kg


		Document Appendix C1 for the BlackBerry® Smartphone Model RHC161LW (STR100-2) SAR Report		Page 112(118)
		Author Data Andrew Becker	Dates of Test Jan 29 –Mar 09, 2015	Test Report No RTS-6063-1503-15

Mobile Hot Spot MSL - LTE 7/10mm Device Front - LTE band
7_chan20850_20MHz_BW_RB1_Offset_Low_amb_temp_23.6C_liq_temp_21.8C/Area Scan
(81x121x1): Interpolated grid: dx=1.200 mm, dy=1.200 mm
 Reference Value = 6.564 V/m; **Power Drift = 0.00143 dB**

Fast SAR: SAR(1g) = 0.514 W/kg; SAR(10g) = 0.251 W/kg
 Maximum value of SAR (interpolated) = 0.691 W/kg




0 dB = 0.691 W/kg = -1.61 dBW/kg


		Document Appendix C1 for the BlackBerry® Smartphone Model RHC161LW (STR100-2) SAR Report		Page 113(118)
		Author Data Andrew Becker	Dates of Test Jan 29 –Mar 09, 2015	Test Report No RTS-6063-1503-15

Mobile Hot Spot MSL - LTE 7/10mm Device Left - LTE band
7_chan20850_20MHz_BW_RB1_Offset_Low_amb_temp_23.6C_liq_temp_21.7C/Area Scan
(151x201x1): Interpolated grid: dx=1.200 mm, dy=1.200 mm
 Reference Value = 8.579 V/m; **Power Drift = 0.093 dB**

Fast SAR: SAR(1g) = 0.167 W/kg; SAR(10g) = 0.0892 W/kg
 Maximum value of SAR (interpolated) = 0.211 W/kg



0 dB = 0.211 W/kg = -6.76 dBW/kg

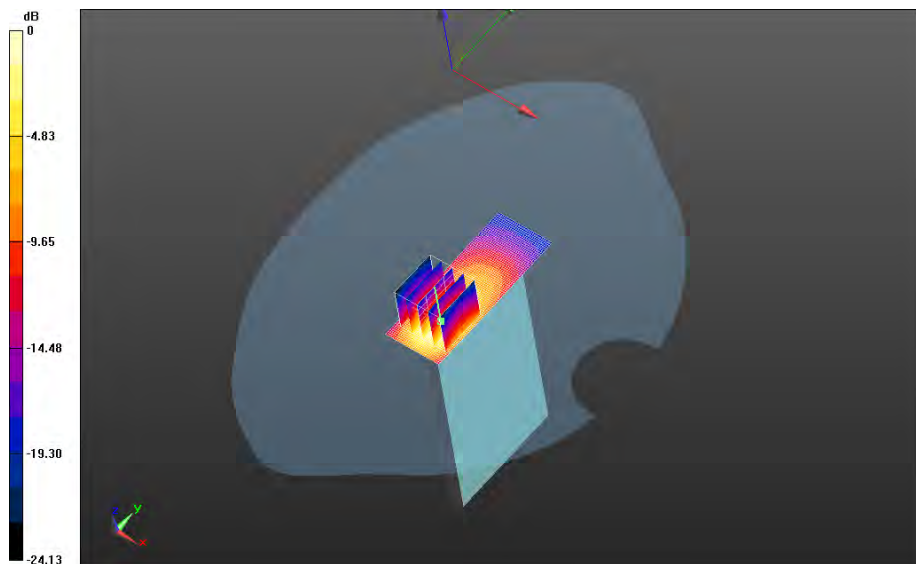
		Document		Page
		Appendix C1 for the BlackBerry® Smartphone Model RHC161LW (STR100-2) SAR Report		114(118)
Author Data	Dates of Test	Test Report No	FCC ID:	IC
Andrew Becker	Jan 29 –Mar 09, 2015	RTS-6063-1503-15	L6ARHC160LW	2503A-RHC160LW

Mobile Hot Spot MSL - LTE 7/10mm Device Bottom - LTE band
7_chan20850_20MHz_BW_RB1_Offset_Low_amb_temp_24.1C_liq_temp_21.7C/Area Scan
(151x201x1): Interpolated grid: dx=1.200 mm, dy=1.200 mm
Reference Value = 13.412 V/m; **Power Drift = -0.058 dB**


Fast SAR: SAR(1g) = 1.14 W/kg; SAR(10g) = 0.494 W/kg
Maximum value of SAR (interpolated) = 1.56 W/kg

Mobile Hot Spot MSL - LTE 7/10mm Device Bottom - LTE band
7_chan20850_20MHz_BW_RB1_Offset_Low_amb_temp_24.1C_liq_temp_21.7C/Zoom Scan
(21x21x36)/Cube 0: Interpolated grid: dx=1.500 mm, dy=1.500 mm, dz=1.000 mm
Reference Value = 13.412 V/m; **Power Drift = -0.058 dB**

Averaged SAR: SAR(1g) = 1.17 W/kg; SAR(10g) = 0.506 W/kg
Maximum value of SAR (interpolated) = 2.57 W/kg



0 dB = 1.36 W/kg = 1.34 dBW/kg

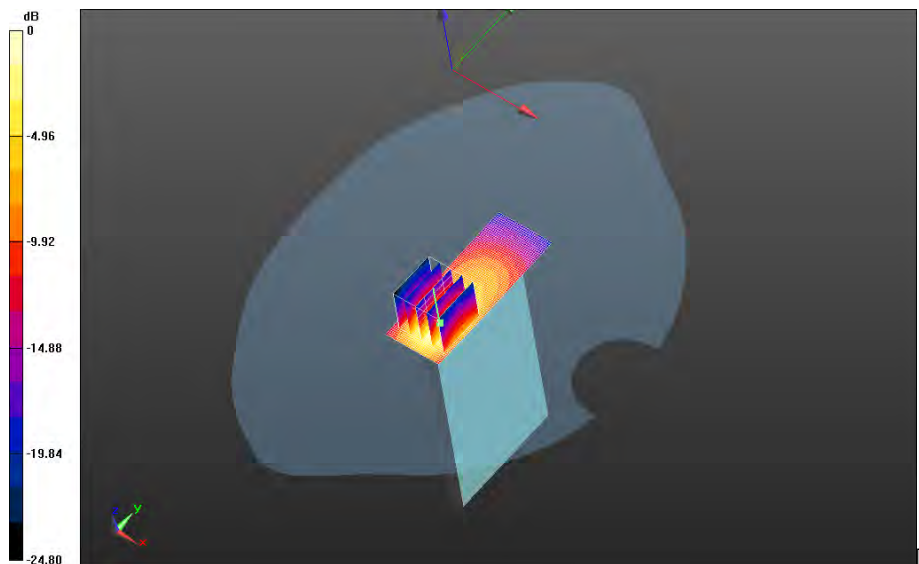
		Document		Page
		Appendix C1 for the BlackBerry® Smartphone Model RHC161LW (STR100-2) SAR Report		115(118)
Author Data	Dates of Test	Test Report No	FCC ID:	IC
Andrew Becker	Jan 29 –Mar 09, 2015	RTS-6063-1503-15	L6ARHC160LW	2503A-RHC160LW

Mobile Hot Spot MSL - LTE 7/10mm Device Bottom - LTE band
7_chan21100_20MHz_BW_RB1_Offset_High_amb_temp_24.1C_liq_temp_21.7C/Area Scan
(151x201x1): Interpolated grid: dx=1.200 mm, dy=1.200 mm
Reference Value = 13.425 V/m; **Power Drift = 0.00644 dB**


Fast SAR: SAR(1g) = 1.14 W/kg; SAR(10g) = 0.495 W/kg
Maximum value of SAR (interpolated) = 1.58 W/kg

Mobile Hot Spot MSL - LTE 7/10mm Device Bottom - LTE band
7_chan21100_20MHz_BW_RB1_Offset_High_amb_temp_24.1C_liq_temp_21.7C/Zoom Scan
(21x21x36)/Cube 0: Interpolated grid: dx=1.500 mm, dy=1.500 mm, dz=1.000 mm
Reference Value = 13.425 V/m; **Power Drift = 0.00644 dB**

Averaged SAR: SAR(1g) = 1.17 W/kg; SAR(10g) = 0.501 W/kg
Maximum value of SAR (interpolated) = 2.62 W/kg



0 dB = 1.37 W/kg = 1.37 dBW/kg

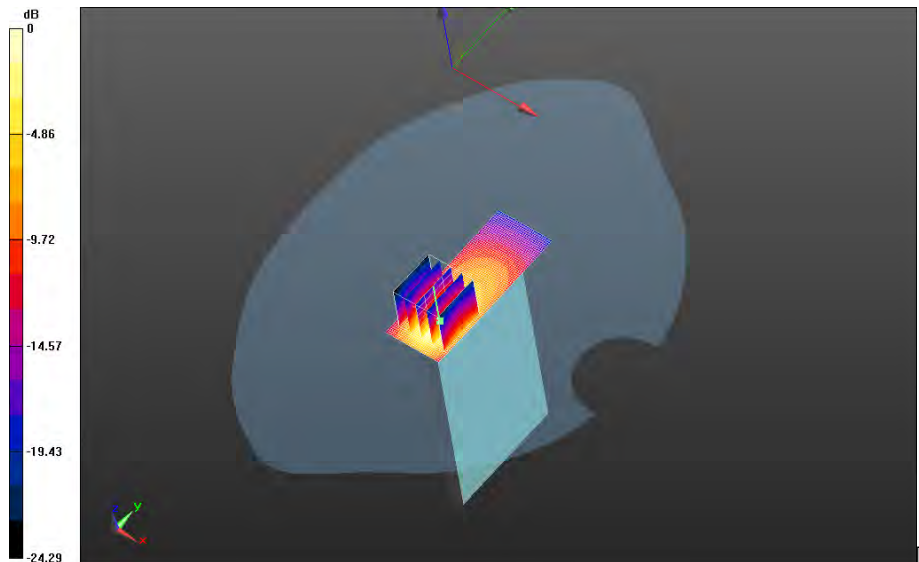
		Document		Page
		Appendix C1 for the BlackBerry® Smartphone Model RHC161LW (STR100-2) SAR Report		116(118)
Author Data	Dates of Test	Test Report No	FCC ID:	IC
Andrew Becker	Jan 29 –Mar 09, 2015	RTS-6063-1503-15	L6ARHC160LW	2503A-RHC160LW

Mobile Hot Spot MSL - LTE 7/10mm Device Bottom - LTE band
7_chan21350_20MHz_BW_RB1_Offset_Low_amb_temp_24.1C_liq_temp_21.7C/Area Scan
(151x201x1): Interpolated grid: dx=1.200 mm, dy=1.200 mm
Reference Value = 13.771 V/m; **Power Drift = -0.051 dB**


Fast SAR: SAR(1g) = 1.21 W/kg; SAR(10g) = 0.526 W/kg
Maximum value of SAR (interpolated) = 1.68 W/kg

Mobile Hot Spot MSL - LTE 7/10mm Device Bottom - LTE band
7_chan21350_20MHz_BW_RB1_Offset_Low_amb_temp_24.1C_liq_temp_21.7C/Zoom Scan
(21x21x36)/Cube 0: Interpolated grid: dx=1.500 mm, dy=1.500 mm, dz=1.000 mm
Reference Value = 13.771 V/m; **Power Drift = -0.051 dB**

Averaged SAR: SAR(1g) = 1.26 W/kg; SAR(10g) = 0.537 W/kg
Maximum value of SAR (interpolated) = 2.84 W/kg



0 dB = 1.47 W/kg = 1.67 dBW/kg

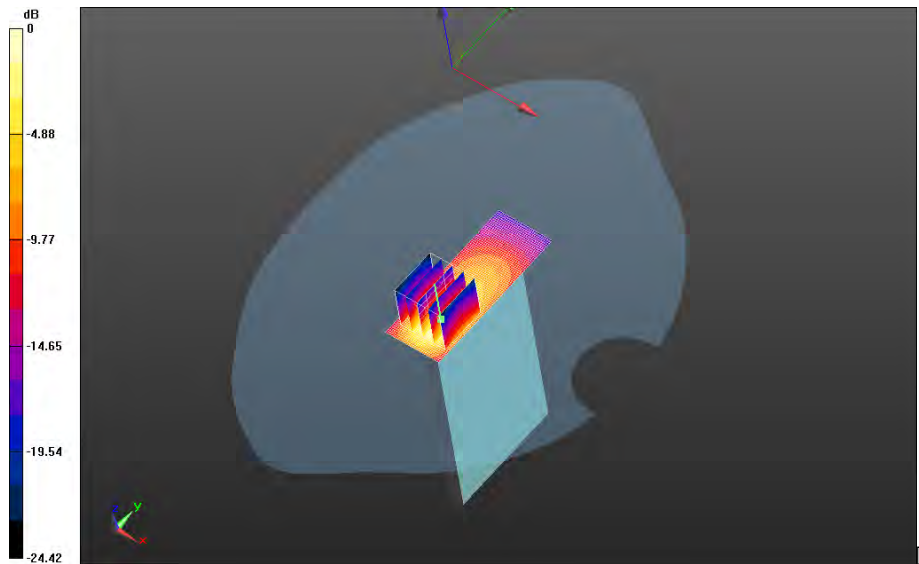
		Document		Page
		Appendix C1 for the BlackBerry® Smartphone Model RHC161LW (STR100-2) SAR Report		117(118)
Author Data	Dates of Test	Test Report No	FCC ID:	IC
Andrew Becker	Jan 29 –Mar 09, 2015	RTS-6063-1503-15	L6ARHC160LW	2503A-RHC160LW

**Mobile Hot Spot MSL - LTE 7/Headset 10mm Device Bottom - LTE band
7_chan21350_20MHz_BW_RB1_Offset_Low_amb_temp_23.9C_liq_temp_21.7C/Area Scan
(151x201x1):** Interpolated grid: dx=1.200 mm, dy=1.200 mm
Reference Value = 14.283 V/m; **Power Drift = -0.075 dB**


Fast SAR: SAR(1g) = 1.27 W/kg; SAR(10g) = 0.543 W/kg
Maximum value of SAR (interpolated) = 1.77 W/kg

**Mobile Hot Spot MSL - LTE 7/Headset 10mm Device Bottom - LTE band
7_chan21350_20MHz_BW_RB1_Offset_Low_amb_temp_23.9C_liq_temp_21.7C/Zoom Scan
(21x21x36)/Cube 0:** Interpolated grid: dx=1.500 mm, dy=1.500 mm, dz=1.000 mm
Reference Value = 14.283 V/m; **Power Drift = -0.075 dB**

Averaged SAR: SAR(1g) = 1.29 W/kg; SAR(10g) = 0.555 W/kg
Maximum value of SAR (interpolated) = 2.83 W/kg



0 dB = 1.49 W/kg = 1.73 dBW/kg

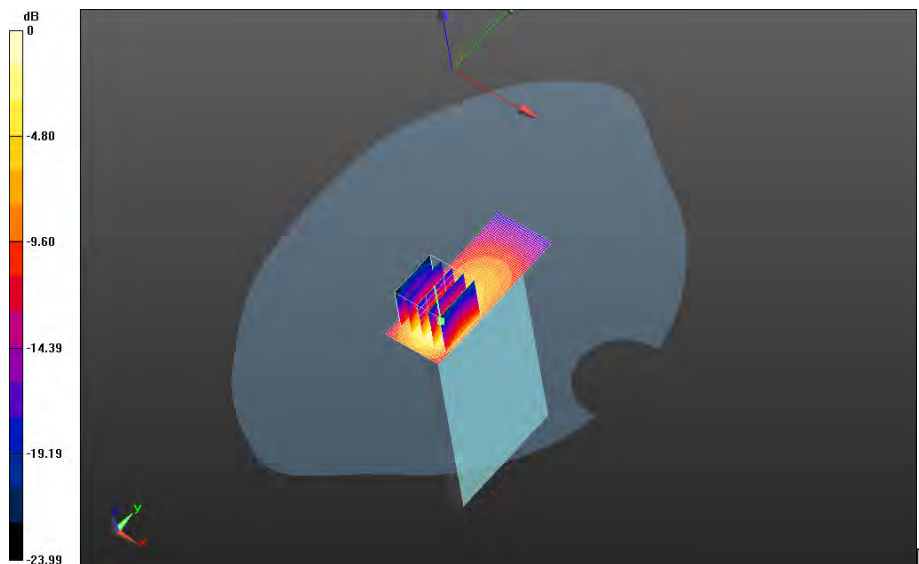
		Document		Page
		Appendix C1 for the BlackBerry® Smartphone Model RHC161LW (STR100-2) SAR Report		118(118)
Author Data	Dates of Test	Test Report No	FCC ID:	IC
Andrew Becker	Jan 29 –Mar 09, 2015	RTS-6063-1503-15	L6ARHC160LW	2503A-RHC160LW

**Mobile Hot Spot MSL - LTE 7/2nd Scan Headset 10mm Device Bottom - LTE band
7_chan21350_20MHz_BW_RB1_Offset_Low_amb_temp_23.9C_liq_temp_21.7C/Area Scan
(151x201x1):** Interpolated grid: dx=1.200 mm, dy=1.200 mm
Reference Value = 14.323 V/m; **Power Drift = -0.037 dB**

Fast SAR: SAR(1g) = 1.27 W/kg; SAR(10g) = 0.545 W/kg
Maximum value of SAR (interpolated) = 1.76 W/kg

**Mobile Hot Spot MSL - LTE 7/2nd Scan Headset 10mm Device Bottom - LTE band
7_chan21350_20MHz_BW_RB1_Offset_Low_amb_temp_23.9C_liq_temp_21.7C/Zoom Scan
(21x21x36)/Cube 0:** Interpolated grid: dx=1.500 mm, dy=1.500 mm, dz=1.000 mm
Reference Value = 14.323 V/m; **Power Drift = -0.037 dB**

Averaged SAR: SAR(1g) = 1.28 W/kg; SAR(10g) = 0.553 W/kg
Maximum value of SAR (interpolated) = 2.81 W/kg



0 dB = 1.49 W/kg = 1.73 dBW/kg