

EMI Test Report

Tested in accordance with
Federal Communications Commission (FCC)
Personal Communications Services
CFR 47, Parts 2, 22 and 24
&
Industry Canada (IC), RSS-GEN, 132 and 133



A division of Research In Motion Limited

REPORT NO.: RTS-6036-1303-30


PRODUCT MODEL NO.:	RFS121LW
TYPE NAME:	BlackBerry® smartphone
FCC ID:	L6ARFS120LW
IC:	2503A-RFS120LW
EMISSION DESIGNATOR (GSM):	246KGXW
EMISSION DESIGNATOR (EDGE):	245KG7W
EMISSION DESIGNATOR (WCDMA):	4M17F9W

DATE: May 10, 2013

RTS is accredited
according to
EN ISO/IEC 17025 by:



592

	EMI Test Report for the BlackBerry® smartphone Model RFS121LW	
Test Report No.: RTS-6036-1303-30	Dates of Test: February 26 to April 24, 2013	FCC ID: L6ARFS120LW IC: 2503A-RFS120LW

Statement of Performance:

The BlackBerry® smartphone, model RFS121LW, part number CER-54731-001 Rev3-x09-01 and accessories perform within the requirements of the test standards when configured and operated per RIM's instructions.

Declaration:

We hereby certify that:

The test data reported herein is an accurate record of the performance of the sample(s) tested.

The test results are valid for the tested unit (s) only.

The test equipment used was suitable for the tests performed and within manufacturer's published specifications and operating parameters.

The test methods were consistent with the methods described in the relevant standards.

Documented by:

Reviewed by:

Heng Lin
Regulatory Compliance Specialist

Berkin Can
Regulatory Compliance Associate

Reviewed and Approved by:

Masud S. Attayi, P.Eng.
Manager, Regulatory Compliance



	EMI Test Report for the BlackBerry® smartphone Model RFS121LW	
Test Report No.: RTS-6036-1303-30	Dates of Test: February 26 to April 24, 2013	FCC ID: L6ARFS120LW IC: 2503A-RFS120LW

Table of Contents

A. SCOPE	4
B. ASSOCIATED DOCUMENTS	4
C. PRODUCT IDENTIFICATION	4
D. SUPPORT EQUIPMENT USED FOR THE TESTING OF THE EUT	5
E. TEST RESULTS CHART	6
F. SUMMARY OF RESULTS.....	7
G. COMPLIANCE TEST EQUIPMENT USED	11
H. TEST SOFTWARE USED	12
APPENDIX 1A – GSM CONDUCTED RF EMISSIONS TEST DATA/PLOTS.....	13
APPENDIX 1B – GSM FREQUENCY STABILITY TEST DATA	31
APPENDIX 1C – GSM RADIATED EMISSIONS TEST DATA.....	43
APPENDIX 2A– WCDMA BAND 2/5 CONDUCTED RF EMISSIONS TEST DATA/PLOTS.....	50
APPENDIX 2B – WCDMA BAND 5/2 FREQUENCY STABILITY TEST DATA.....	69
APPENDIX 2C – WCDMA BAND 5/2 RADIATED EMISSIONS TEST DATA.....	81

	EMI Test Report for the BlackBerry® smartphone Model RFS121LW	
Test Report No.: RTS-6036-1303-30	Dates of Test: February 26 to April 24, 2013	FCC ID: L6ARFS120LW IC: 2503A-RFS120LW

A. Scope

This report details the results of compliance tests which were performed in accordance to the requirements of:

- FCC CFR 47 Part 2, Subpart J, Equipment Authorization Procedures, Oct, 2012.
- FCC CFR 47 Part 22, Subpart H, Cellular Radiotelephone Services, Oct., 2012.
- FCC CFR 47 Part 24 Subpart E, Broadband PCS, Oct., 2012.
- Industry Canada, RSS-132 Issue 3, January 2013, Cellular Telephone Systems Operating in the Bands 824-849 MHz and 869-894 MHz.
- Industry Canada, RSS-133 Issue 6, January 2013, 2 GHz Personal Communications Services.
- Industry Canada, RSS-GEN Issue 3, December 2010, General Requirements and Information for the Certification of Radio communication Equipment.

B. Associated Documents

1. RFS121LW_HW_Declaration_CER-54731-001_Rev3-x09-01
2. MultiSourceDeclaration_RFS121LW_10.1.0.1411_1412


C. Product Identification

Manufactured by Research In Motion Limited whose headquarters is located at:
295 Phillip Street
Waterloo, Ontario
Canada, N2L 3W8
Phone: 519 888 7465
Fax: 519 888 6906

The equipment under test (EUT) was tested at the following locations:

RIM Testing Services EMI test facilities	
305 Phillip Street	440 Phillip Street
Waterloo, Ontario	Waterloo, Ontario,
Canada, N2L 3W8	Canada , N2L 5R9
Phone: 519 888 7465	Phone: 519 888 7465
Fax: 519 888 6906	Fax: 519 888 6906

The testing was performed from February 26 to April 24, 2013.

	EMI Test Report for the BlackBerry® smartphone Model RFS121LW	
Test Report No.: RTS-6036-1303-30	Dates of Test: February 26 to April 24, 2013	FCC ID: L6ARFS120LW IC: 2503A-RFS120LW

BlackBerry® smartphone Samples Tested

Sample	Model	CER NUMBER	PIN	Software Information
1	RFS121LW	CER-54731-001 Rev1-906-00	2AB02A48	OS: 127.0.1.4081
2	RFS121LW	CER-54731-001 Rev1-906-00	2AB02A65	OS: 127.0.1.4081
3	RFS121LW	CER-54731-001 Rev1-906-00	2AB02A5A	OS: 127.0.1.4081
4	RFS121LW	CER-54731-001 Rev2-906-01	2AB04CFB	OS: 127.0.1.4081
5	RFS121LW	CER-54731-001 Rev2-906-01	2AB02A58	OS: 127.0.1.4081
6	RFS121LW	CER-54731-001 Rev3-x09-01	2FFF9AA1	OS: 10.1.0.1411
7	RFS121LW	CER-54731-001 Rev1-906-00	2AB02AD8	OS: 127.0.1.4081

RF Conducted Emissions testing was performed on samples 7.

RF Radiated Emission testing was performed on sample 1, 2, 3, 4, 5 and 6.

Only the characteristics that may have been affected by the changes from RFS121LW Rev1-906-00 to RFS121LW Rev3-x09-01 were re-tested.

For more details, refer to RFS121LW_HW_Declaration_CER-54731-001_Rev3-x09-01.


To view the differences between OS: 127.0.1.4081 and OS: 10.1.0.1411 see document MultiSourceDeclaration_RFS121LW_10.1.0.1411_1412.

BlackBerry® smartphone Accessories Tested

None


D. Support Equipment Used for the Testing of the EUT

No support equipment required; for list of equipment refer to section G, Compliance Test Equipment Used.

	EMI Test Report for the BlackBerry® smartphone Model RFS121LW	
Test Report No.: RTS-6036-1303-30	Dates of Test: February 26 to April 24, 2013	FCC ID: L6ARFS120LW IC: 2503A-RFS120LW

E. Test Results Chart

SPECIFICATION		TEST TYPE	RESULT	TEST DATA APPENDIX
FCC CFR 47	IC			
Part 2.1051 Part 22.917 Part 24.238	RSS-Gen, 4.9 RSS-132, 5.5 RSS-133, 6.5	GSM850 / PCS1900 Conducted Spurious Emissions	Pass	1A
Part 2.1049 Part 22.917 Part 24.238	RSS-GEN, 4.6	GSM 850 / PCS1900 Occupied Bandwidth and Channel Mask	Pass	1A
Part 2.1055 Part 24.235	RSS-132, 5.3 RSS-133, 6.3	GSM 850 /PCS 1900 Frequency Stability vs. Temperature and Voltage	Pass	1B
Part 22.913(a)(2) Part 24.232(c)	RSS-132, 5.4 RSS-133, 6.4	GSM850 ERP PCS1900 EIRP	Pass	1C
Part 2.1053 Part 22.917 Part 24.238	RSS-Gen, 4.9 RSS-132, 5.5 RSS-133, 6.5	GSM850 / PCS1900 Radiated Spurious/Harmonic Emissions	Pass	1C
Part 2.1051 Part 22.917 Part 24.238	RSS-GEN, 4.9 RSS-132, 5.5 RSS-133, 6.5	WCDMA Band 2/5 Conducted Spurious Emissions	Pass	2A
Part 2.1049 Part 22.917 Part 24.238	RSS-GEN, 4.6	WCDMA Band 2/5 Occupied Bandwidth and Channel Mask	Pass	2A
Part 2.1055(a)(d) Part 24.235	RSS-132, 5.3 RSS-133, 6.3	WCDMA Band 2/5 Frequency Stability vs. Temperature and Voltage	Pass	2B
Part 22.913(a)(2) Part 24.232(c)	RSS-132, 5.4 RSS-133, 6.4	WCDMA Band 5 ERP WCDMA Band 2 EIRP	Pass	2C
Part 2.1053 Part 22.917 Part 24.238	RSS-GEN, 4.9 RSS-132, 5.5 RSS-133, 6.5	WCDMA Band 2/5 Radiated Spurious/Harmonic Emissions	Pass	2C

	EMI Test Report for the BlackBerry® smartphone Model RFS121LW	
Test Report No.: RTS-6036-1303-30	Dates of Test: February 26 to April 24, 2013	FCC ID: L6ARFS120LW IC: 2503A-RFS120LW

F. Summary of Results

1) Conducted Emission Measurements

- The BlackBerry® smartphone met the requirements of the Tx Conducted Spurious Emissions in the GSM850 as per 47 CFR 2.1051, CFR 22.917, and RSS-132, 5.5. The EUT was measured on the low, middle and high channels. The frequency range investigated was from 30 MHz to 10 GHz. See APPENDIX 1A for test data.


The EUT met the requirements of the Tx Conducted Spurious Emissions in the PCS1900 as per 47 CFR 2.1051, CFR 24.238(a) and RSS-133, 6.5. The EUT was measured on the low, middle and high channels. The frequency range investigated was from 30 MHz to 20 GHz. See APPENDIX 1A for test data

- The EUT met the requirements of the Occupied Bandwidth and channel mask in the GSM850 as per 47 CFR 2.1049, CFR 22.917 and RSS-GEN, 4.6. The EUT was measured in CALL and EDGE mode on the low, middle and high channels. The worst case occupied bandwidth was 244.6 kHz on low channel in CALL mode, and 244.6 kHz on low channel in EDGE mode. See APPENDIX 1A for test data.

The EUT met the requirements of the Occupied Bandwidth and channel mask in the PCS1900 as per 47 CFR 2.1049, CFR 24.238 and RSS-GEN, 4.6. The EUT was measured in CALL and EDGE mode on the low, middle and high channels. The worst case occupied bandwidth was 246.0 kHz on mid channel in CALL mode, and 244.6 kHz on low channel in EDGE mode. See APPENDIX 1A for test data.

- The EUT met the requirements of the Frequency Stability in the GSM850 as per 47 CFR 2.1055 and RSS-132, 5.3. The EUT was measured in GSM850 mode on the low, middle and high channels. See APPENDIX 1B for test data.

The EUT met the requirements of the Frequency Stability in the PCS1900 as per 47 CFR 2.1055 and RSS-133, 6.3. The EUT was measured in PCS1900 mode on the low, middle and high channels. See APPENDIX 1B for test data.

	EMI Test Report for the BlackBerry® smartphone Model RFS121LW	
Test Report No.: RTS-6036-1303-30	Dates of Test: February 26 to April 24, 2013	FCC ID: L6ARFS120LW IC: 2503A-RFS120LW

- The EUT met the requirements of the Tx Conducted Spurious Emissions in the WCDMA Band 5 as per 47 CFR 2.1051, CFR 22.917, CFR 22.901(d) and RSS-132, 5.5. The EUT was measured on the low, middle and high channels. The frequency range investigated was from 30 MHz to 10 GHz. See APPENDIX 2A for test data.


The EUT met the requirements of the Tx Conducted Spurious Emissions in the WCDMA Band 2 as per 47 CFR 2.1051, CFR 24.238(a) and RSS-133, 6.5. The EUT was measured on the low, middle and high channels. The frequency range investigated was from 30 MHz to 20 GHz. See APPENDIX 2A for test data

- The EUT met the requirements of the Occupied Bandwidth and channel mask in the WCDMA Band 5 as per 47 CFR 2.202, CFR 22.917 and RSS-GEN, 4.6. The EUT was measured in Loopback and HSUPA mode on the low, middle and high channels. The worst case occupied bandwidth was 4.150 MHz on the high channel in Voice mode, and 4.155 MHz on mid and high channels in HSUPA mode. See APPENDIX 2A for test data.

The EUT met the requirements of the Occupied Bandwidth and channel mask in the WCDMA Band 2 as per 47 CFR 2.202, CFR 24.238 and RSS-GEN, 4.6. The EUT was measured in Loopback and HSUPA mode on the low, middle and high channels. The worst case occupied bandwidth was 4.150 MHz on low and mid channels in Voice mode, and 4.165 MHz on the low channel in HSUPA mode. See APPENDIX 2A for test data.

- The EUT met the requirements of the Frequency Stability in the WCDMA Band 5 as per 47 CFR 2.1055, and RSS-132, 5.3. The EUT was measured on the low, middle and high channels. See APPENDIX 2B for test data.

The EUT met the requirements of the Frequency Stability in the WCDMA Band 2 as per 47 CFR 2.1055, CFR 24.235 and RSS-133, 6.3. The EUT was measured in mode on the low, middle and high channels. See APPENDIX 2B for test data.

	EMI Test Report for the BlackBerry® smartphone Model RFS121LW	
Test Report No.: RTS-6036-1303-30	Dates of Test: February 26 to April 24, 2013	FCC ID: L6ARFS120LW IC: 2503A-RFS120LW

2) Radiated Emission Measurements

The radiated spurious emissions/harmonics and ERP/EIRP were measured. The emissions were maximized by elevating the antenna in the range of 1 to 4 meters. The signal generator output was then adjusted to match the BlackBerry® smartphone output reading. The signal generator output was recorded. Both the horizontal and vertical polarizations of the emissions were measured.

The following measurements were done in a semi-anechoic chamber (SAC) below 1 GHz and a Semi-anechoic Chamber ((SAC) with floor absorber) above 1 GHz. The SAC's FCC registration number is **778487** and the Industry Canada (IC) file number is **2503B-1**. The SAC with floor absorber's FCC registration number is **959115** and the IC file number is **2503C-1**. The BlackBerry® smartphone was measured on the low, middle and high channels.


a) The radiated spurious emissions/harmonics and ERP/EIRP were measured for GSM 850 and PCS 1900. The results are within the limits.

- The highest ERP in the 850 band Call mode measured was 30.74 dBm (1.19 W) at 824.20 MHz (channel 128)
- The highest ERP in the 850 band EDGE mode measured was 28.71 dBm (0.74 W) at 824.20 MHz (channel 128).
- The highest EIRP in the PCS band Call mode measured was 32.40 dBm (1.74 W) at 1880.00 MHz (channel 661).
- The highest EIRP in the PCS band EDGE mode measured was 31.70 dBm (1.48 W) at 1880.00 MHz (channel 661).

The radiated spurious emission and carrier harmonics were measured up to the 10th harmonic for low, middle, and high channels in the GSM 850 and PCS 1900. Each band was measured in CALL and EDGE modes, with both the horizontal and vertical polarizations.

- The worst margin was 22.8dB below the limit at 2466.8MHz in the GSM850 band in EDGE mode.
- All emissions were greater than 25 dB below the accepted limits for all test frequencies in the PCS1900 band.

See Appendix 1C for test data.

	EMI Test Report for the BlackBerry® smartphone Model RFS121LW	
Test Report No.: RTS-6036-1303-30	Dates of Test: February 26 to April 24, 2013	FCC ID: L6ARFS120LW IC: 2503A-RFS120LW

b) The radiated spurious emissions/harmonics and ERP/EIRP were measured for WCDMA Band 5 and WCDMA Band 2. The results are within the limits.

- The highest ERP in the WCDMA Band 5, Call Service mode was 24.42 dBm (0.28 W) at 846.60 MHz (channel 4233).
- The highest ERP in the WCDMA Band 5, HSUPA mode was 22.87 dBm (0.19 W) at 846.60 MHz (channel 4233).
- The highest EIRP in the WCDMA Band 2, Call Service mode was 23.97 dBm (0.25 W) at 1852.40 MHz (channel 9262).
- The highest EIRP in the WCDMA Band 2, HSUPA mode was 22.37 dBm (0.17 W) at 1852.40 MHz (channel 9262).

The radiated carrier harmonics were measured up to the 10th harmonic for low, middle and high channels in the WCDMA Band 5 and Band 2. Each band was measured in Call, and HSUPA modes. Both the horizontal and vertical polarizations were measured.

- All emissions were greater than 25 dB below the accepted limits for all test frequencies in WCDMA Band 5.
- All emissions were greater than 25 dB below the accepted limits for all test frequencies in WCDMA Band 2.
-


See Appendix 2C for test data.

3) Co-Location Radiated Measurements

The radiated emissions were measured up to 18 GHz for middle channels for simultaneous transmission in the following test configuration combinations:

- GSM 850 + Bluetooth(DH5) + 802.11b
- PCS 1900 + Bluetooth(2DH5) + 802.11g
- WCDMA B5 + Bluetooth(3DH5) + 802.11n(2.4GHz)
- WCDMA B2 + Bluetooth(DH5) + 802.11b

Both the horizontal and vertical polarizations were measured. The emissions due to different simultaneous transmission did not increase the amplitude of any emissions nor did it produce any new inter-modulation products as a result of mixing.

	EMI Test Report for the BlackBerry® smartphone Model RFS121LW	
Test Report No.: RTS-6036-1303-30	Dates of Test: February 26 to April 24, 2013	FCC ID: L6ARFS120LW IC: 2503A-RFS120LW

Sample Calculation:


Corrected Signal level (CSL) is calculated as follows:

$$\text{CSL (dBm)} = \text{Measured Level (dB}\mu\text{V)} - \text{Antenna Gain (dBi)} + \text{Free Space loss (dB)} - 107(\text{dB}) + \text{Cable Loss (dB)} - \text{Preamp (dB)} + \text{Filter Loss (dB)} - 2.15(\text{dB})$$

Measurement Uncertainty ± 4.5 dB

G. Compliance Test Equipment Used

<u>UNIT</u>	<u>MANUFACTURER</u>	<u>MODEL</u>	<u>SERIAL NUMBER</u>	<u>CAL DUE DATE</u> (YY MM DD)	<u>USE</u>
Preamplifier	Sonoma	310N/11909A	185831	13-10-10	Radiated Emissions
Preamplifier system	TDK RF Solutions	PA-02	080010	13-10-10	Radiated Emissions
Preamplifier	Rohde & Schwarz	TS-ANA4-SP	001	13-09-01	Radiated Emissions
Preamplifier	Rohde & Schwarz	TS-ANA-SP	001	13-09-01	Radiated Emissions
Hybrid Log Antenna	EMC Automation	HLP-3003C	017301	13-08-23	Radiated Emissions
Horn Antenna	EMC Automation	HRN-0118	030101	14-08-07	Radiated Emissions
Horn Antenna	EMC Automation	HRN-0118	030201	15-05-07	Radiated Emissions
Horn Antenna	Emco	3117	47563	13-08-04	Radiated Emissions
Horn Antenna	ETS	3116	2538	14-09-29	Radiated Emissions
Dipole Antenna	Schwarzbeck	UHAP	974	14-11-27	Radiated Emissions
Universal Radio Communication Tester	Rohde & Schwarz	CMU 200	837493/073	13-11-26	Radiated Emissions
Universal Radio Communication Tester	Rohde & Schwarz	CMU 200	112394	13-11-25	Radiated Emissions
Universal Radio Communication Tester	Rohde & Schwarz	CMU 200	109747	13-10-18	RF Conducted Emissions
EMI Receiver	Rohde & Schwarz	ESIB-40	100255	13-11-30	Radiated Emissions
EMI Receiver	Rohde & Schwarz	ESU-40	100162	13-11-30	Radiated Emissions
DC Power Supply	HP	6632B	US37472178	13-09-25	RF Conducted Emissions

	EMI Test Report for the BlackBerry® smartphone Model RFS121LW	
Test Report No.: RTS-6036-1303-30	Dates of Test: February 26 to April 24, 2013	FCC ID: L6ARFS120LW IC: 2503A-RFS120LW


Compliance Test Equipment Used cont'd

<u>UNIT</u>	<u>MANUFACTURER</u>	<u>MODEL</u>	<u>SERIAL NUMBER</u>	<u>CAL DUE DATE (YY MM DD)</u>	<u>USE</u>
Environment Monitor	Omega	iTHX-SD	0380567	13-10-30	Radiated Emissions
Environment Monitor	Omega	iTHX-SD	0340060	13-10-30	RF Conducted Emissions
Environment Monitor	Omega	iTHX-SD	0380561	13-10-30	Radiated Emissions
Signal Generator	Agilent	E8257D	MY45140527	14-12-10	Radiated Emissions
Signal Generator	Agilent	83630B	3844A00927	14-11-23	Radiated Emissions
Spectrum Analyzer	Rohde & Schwarz	FSV	101820	13-11-28	RF Conducted Emissions
Spectrum Analyzer	Rohde & Schwarz	FSP	100884	13-11-22	RF Conducted Emissions

H. Test Software used

<u>SOFTWARE</u>	<u>COMPANY</u>	<u>VERSION</u>	<u>USE</u>
EMC32	Rohde & Schwarz	8.52.0	Radiated Emissions
TDK Standard Emission Test	TDK RF Solutions	8.53.1.62	Radiated Emissions

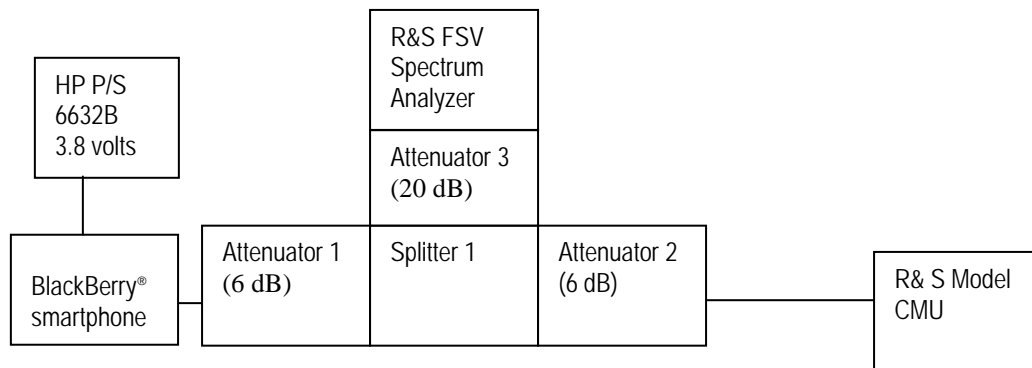
APPENDIX 1A – GSM CONDUCTED RF EMISSIONS TEST DATA/PLOTS

	EMI Test Report for the BlackBerry® smartphone Model RFS121LW APPENDIX 1A	
Test Report No.: RTS-6036-1303-30	Dates of Test: February 26 to April 24, 2013	FCC ID: L6ARFS120LW IC: 2503A-RFS120LW

GSM Conducted RF Emission Test Data

This appendix contains measurement data pertaining to conducted spurious emissions, –26 dBc bandwidth, 99% power bandwidth and the channel mask on BlackBerry® smartphone.

Test Setup Diagram




A reference offset of 31.4 dB was applied to the spectrum analyzer reference level for the attenuators and coaxial cable loss in the test circuit.

<u>UNIT</u>	<u>MANUFACTURER</u>	<u>MODEL</u>	<u>SERIAL NUMBER</u>
Attenuator 1	Mini-Circuits	BW-S6W2+	0647
Attenuator 2	Mini-Circuits	BW-S6W2+	0648
Attenuator 3	Mini-Circuits	BW-S20-2W263+	1234
Splitter 1	Weinschel	1515	MES 92

Date of Test: February 26 - 28, 2013

The environmental conditions were: Temperature: 23.2 - 23.4 °C
Humidity: 21.6 – 27.2 %

The following measurements were performed by Berkin Can.

	EMI Test Report for the BlackBerry® smartphone Model RFS121LW APPENDIX 1A	
Test Report No.: RTS-6036-1303-30	Dates of Test: February 26 to April 24, 2013	FCC ID: L6ARFS120LW IC: 2503A-RFS120LW

GSM Conducted RF Emission Test Data cont'd

The conducted spurious emissions – As per 47 CFR 2.1051, CFR 22.917, CFR 24.238 and RSS-132 4.5 and RSS-133, 6.5 were measured from 30 MHz to 20 GHz. The EUT emissions were in the noise floor.

See figures 1-1a to 1-12a for the plots of the conducted spurious emissions.

–26 dBc Bandwidth and Occupied Bandwidth (99%)

For each carrier frequency of low, middle and high, the modulation spectrum was measured by both methods of 99% power bandwidth and –26 dBc bandwidth.

The resolution bandwidth required for out-of-band emissions in the 1 MHz bands immediately outside and adjacent to the frequency block, was determined to be at least 1% of the emission bandwidth.

The worst case –26dBc bandwidth for the GSM850 band was measured to be 282 kHz, and for the PCS1900 band was measured to be 274 kHz as shown below. Results were derived in a 3.0 kHz resolution bandwidth.

On any frequency outside the frequency block and outside the adjacent 1 MHz bands, a resolution bandwidth of at least 1 MHz was applied.

Test Data for GSM850 band and PCS1900 band in Call mode

GSM850 band Frequency (MHz)	-26dBc Bandwidth (kHz)	99% Occupied Bandwidth (kHz)
824.2	276.4	244.6
837.6	272.1	243.1
848.8	272.1	243.1

PCS1900 band Frequency (MHz)	-26dBc Bandwidth (kHz)	99% Occupied Bandwidth (kHz)
1850.2	272.1	243.1
1880.0	277.9	246.0
1909.8	269.2	244.6


Measurement Plots for 850 and 1900 bands in Call mode

See Figures 1-1a to 1-12a for the plots of the conducted spurious emissions.

See Figures 1-13a to 1-24a for the plots of 26dBc/99% Occupied Bandwidth.

See Figures 1-25a to 1-28a for the plots of the Channel mask.

See Figures 1-29a to 1-31a for the plots of Peak to Average Ratio (PCS1900 Band only)

	EMI Test Report for the BlackBerry® smartphone Model RFS121LW APPENDIX 1A	
Test Report No.: RTS-6036-1303-30	Dates of Test: February 26 to April 24, 2013	FCC ID: L6ARFS120LW IC: 2503A-RFS120LW

GSM Conducted RF Emission Test Data cont'd

Test Data for GSM850 and PCS1900 bands in EDGE mode

GSM850 band Frequency (MHz)	99% Occupied Bandwidth (kHz)
824.2	244.6
837.6	240.2
848.8	243.1


PCS1900 band Frequency (MHz)	99% Occupied Bandwidth (kHz)
1850.2	244.6
1880.0	243.1
1909.8	243.1

Measurement Plots for GSM850 and PCS1900 bands in EDGE mode

See Figures 1-32a to 1-37a for the plots of the 99% Occupied Bandwidth EDGE results.

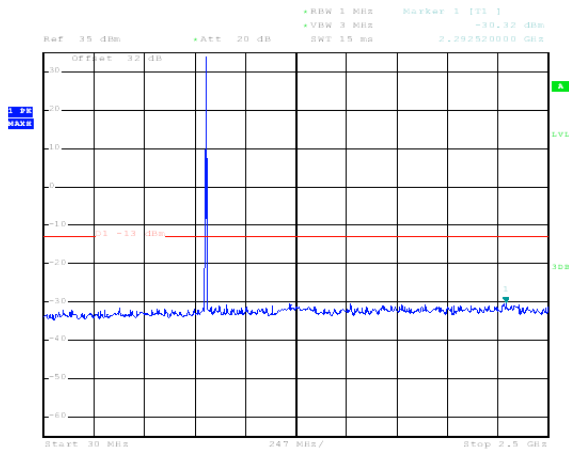
See Figures 1-38a to 1-41a for the plots of channel mask EDGE results.

See Figures 1-42a to 1-53a for the plots of the conducted spurious emissions EDGE results

	EMI Test Report for the BlackBerry® smartphone Model RFS121LW APPENDIX 1A	
Test Report No.: RTS-6036-1303-30	Dates of Test: February 26 to April 24, 2013	FCC ID: L6ARFS120LW IC: 2503A-RFS120LW

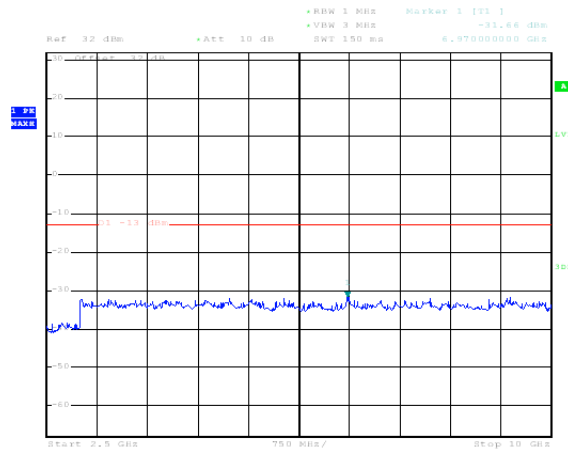
GSM Conducted RF Emission Test Data cont'd

Figure 1-1a: GSM850 band, Spurious Conducted Emissions, Low channel



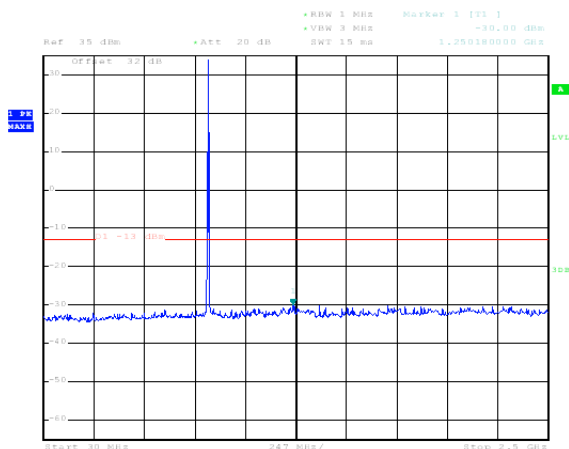
Date: 28.MAR.2013 11:01:27

Figure 1-2a: GSM850 band, Spurious Conducted Emissions, Low channel



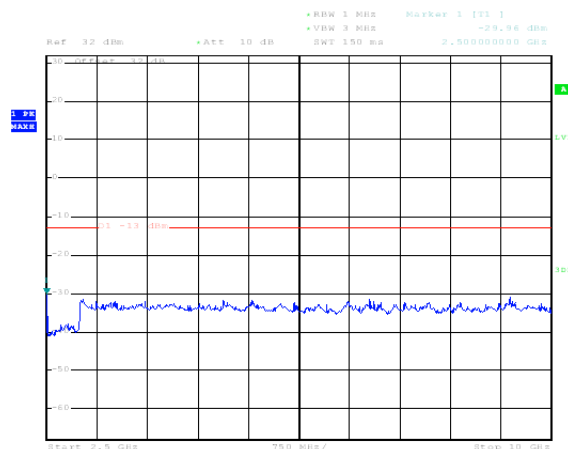
Date: 28.MAR.2013 11:04:50

Figure 1-3a: GSM850 band, Spurious Conducted Emissions, Middle Channel




Date: 28.MAR.2013 11:02:11

Figure 1-4a: GSM850 band, Spurious Conducted Emissions, Middle Channel

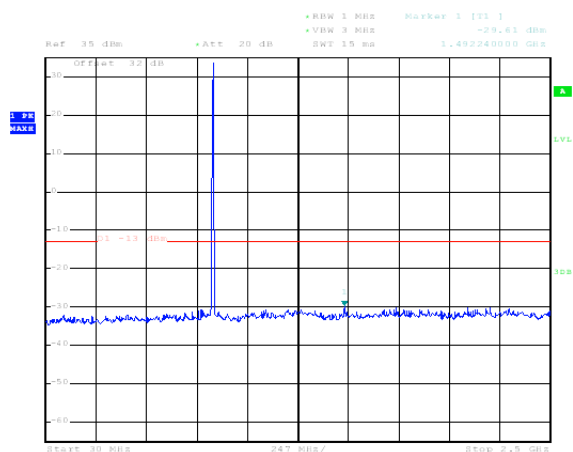


Date: 28.MAR.2013 11:04:21

	EMI Test Report for the BlackBerry® smartphone Model RFS121LW APPENDIX 1A	
Test Report No.: RTS-6036-1303-30	Dates of Test: February 26 to April 24, 2013	FCC ID: L6ARFS120LW IC: 2503A-RFS120LW

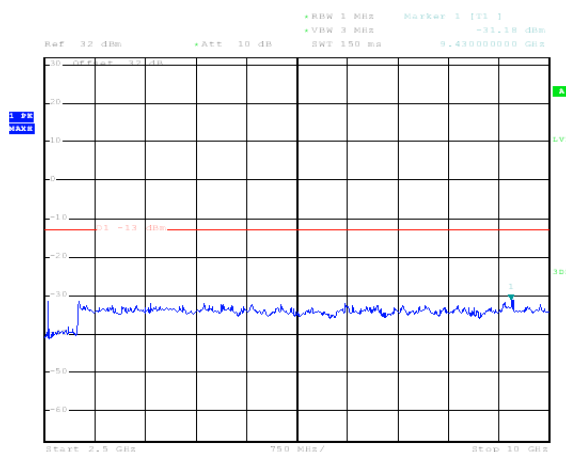
GSM Conducted RF Emission Test Data cont'd

Figure 1-5a: GSM850 band, Spurious Conducted Emissions, High Channel



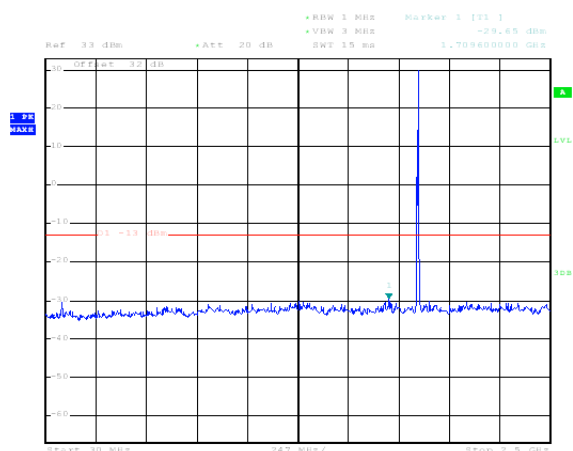
Date: 28.MAR.2013 11:02:51

Figure 1-6a: GSM850 band, Spurious Conducted Emissions, High Channel



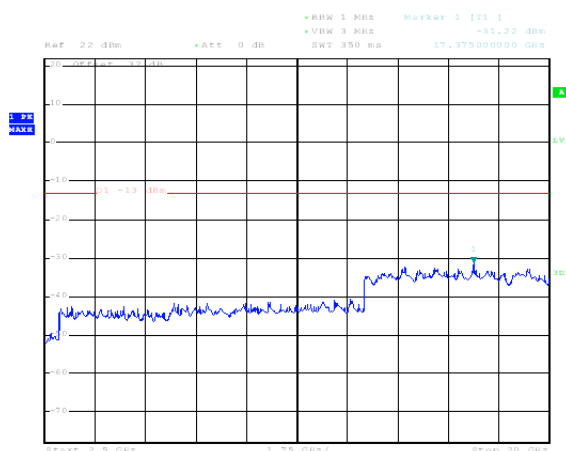
Date: 28.MAR.2013 11:03:46

Figure 1-7a: PCS1900 band, Spurious Conducted Emissions, Low Channel




Date: 28.MAR.2013 11:18:12

Figure 1-8a: PCS1900 band, Spurious Conducted Emissions, Low Channel

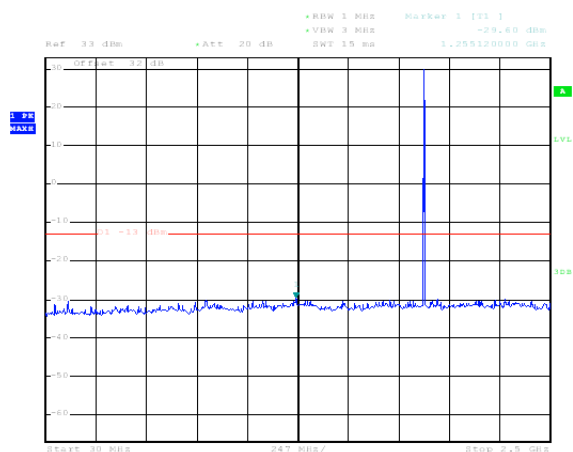


Date: 28.MAR.2013 11:06:04

	EMI Test Report for the BlackBerry® smartphone Model RFS121LW APPENDIX 1A	
Test Report No.: RTS-6036-1303-30	Dates of Test: February 26 to April 24, 2013	FCC ID: L6ARFS120LW IC: 2503A-RFS120LW

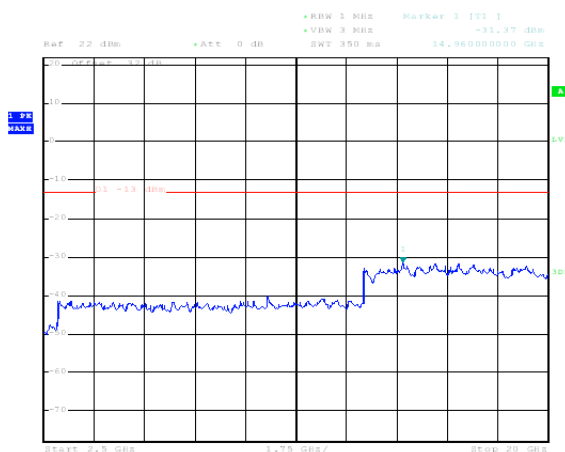
GSM Conducted RF Emission Test Data cont'd

Figure 1-9a: PCS1900 band, Spurious Conducted Emissions, Middle Channel



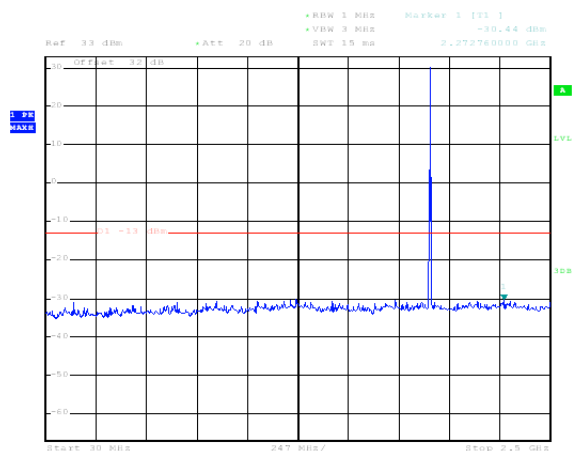
Date: 28.MAR.2013 11:17:49

Figure 1-10a: PCS1900 band, Spurious Conducted Emissions, Middle Channel



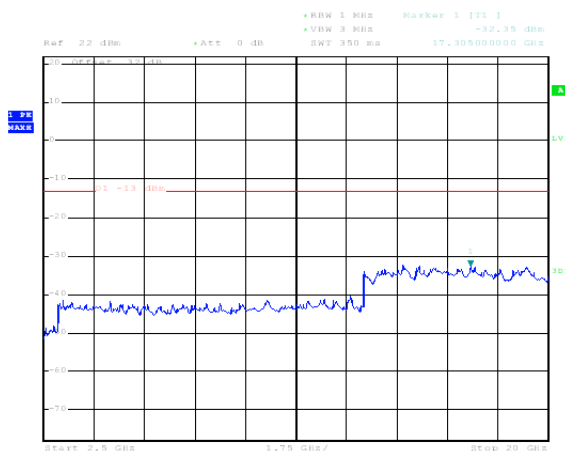
Date: 28.MAR.2013 11:08:35

Figure 1-11a: PCS1900 band, Spurious Conducted Emissions, High Channel




Date: 28.MAR.2013 11:16:56

Figure 1-12a: PCS1900 band, Spurious Conducted Emissions, High Channel

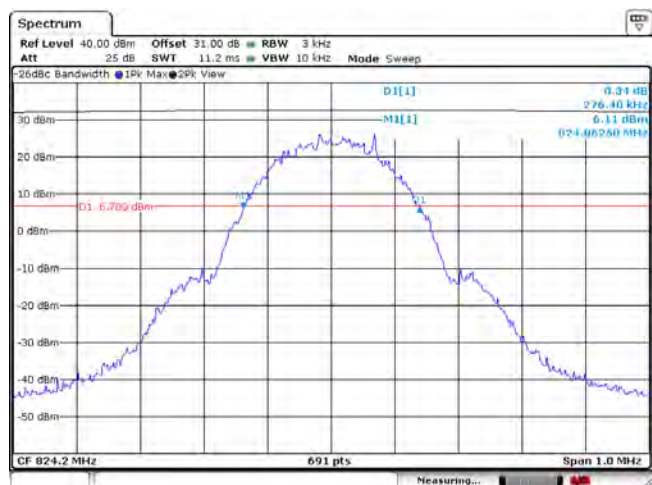


Date: 28.MAR.2013 11:09:10

	EMI Test Report for the BlackBerry® smartphone Model RFS121LW APPENDIX 1A	
Test Report No.: RTS-6036-1303-30	Dates of Test: February 26 to April 24, 2013	FCC ID: L6ARFS120LW IC: 2503A-RFS120LW

GSM Conducted RF Emission Test Data cont'd

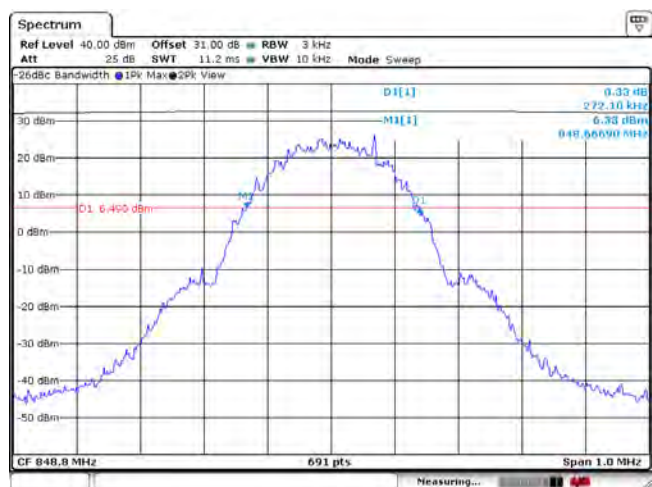
**Figure 1-13a: -26dBc bandwidth, GSM850 band
Low Channel in GSM mode**



**Figure 1-14a: -26dBc bandwidth, GSM850 band
Middle Channel in GSM mode**




**Figure 1-15a: -26dBc bandwidth, GSM850 band
High Channel in GSM mode**



**Figure 1-16a: Occupied Bandwidth, GSM850 band
Low Channel in GSM mode**



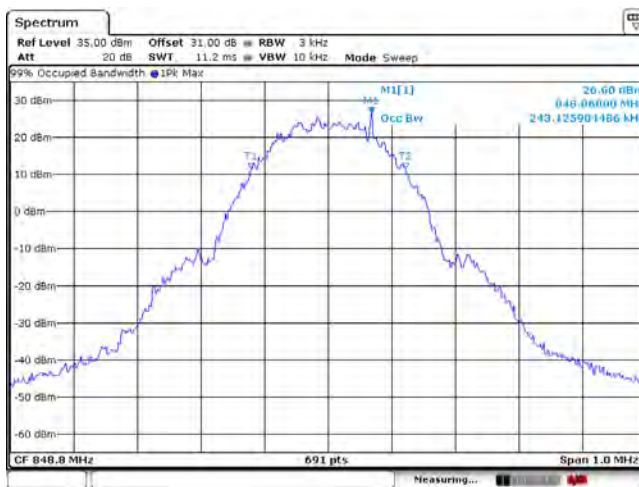
	EMI Test Report for the BlackBerry® smartphone Model RFS121LW APPENDIX 1A	
Test Report No.: RTS-6036-1303-30	Dates of Test: February 26 to April 24, 2013	FCC ID: L6ARFS120LW IC: 2503A-RFS120LW

GSM Conducted RF Emission Test Data cont'd

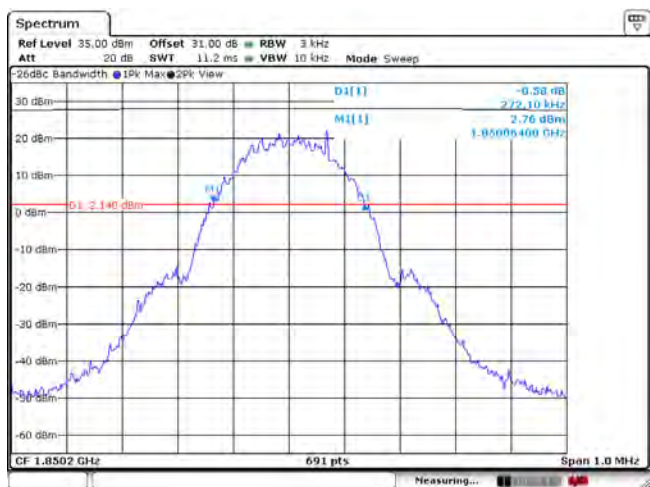
**Figure 1-17a: - Occupied Bandwidth, GSM850 band
Middle Channel in GSM mode**



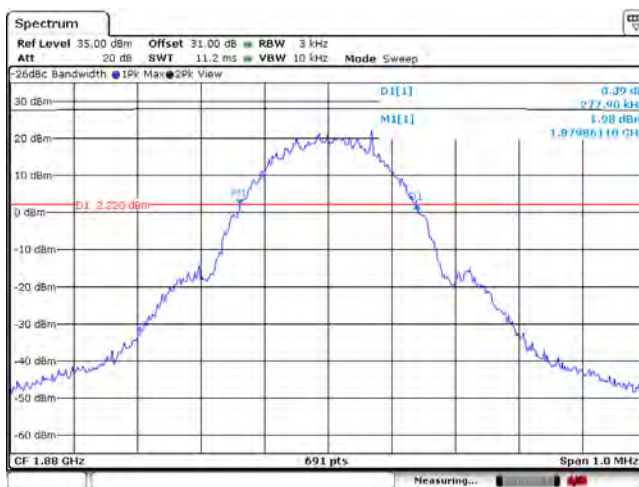
**Figure 1-18a: Occupied Bandwidth, GSM850 band
High Channel in GSM mode**




**Figure 1-19a: -26dBc bandwidth, PCS1900
Low Channel in GSM mode**



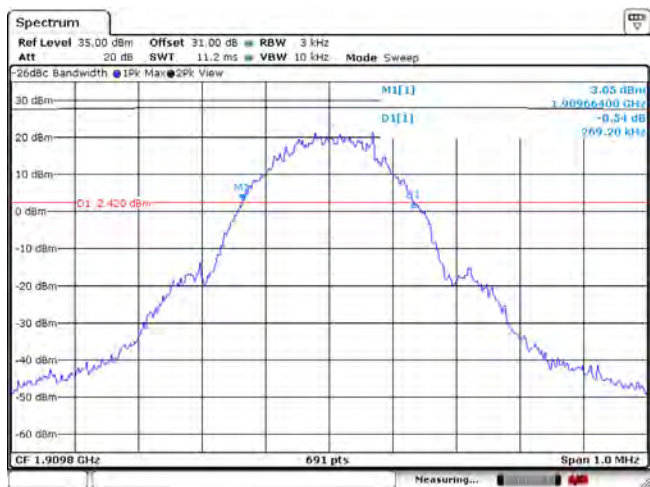
**Figure 1-20a: -26dBc bandwidth, PCS1900
Middle Channel in GSM mode**



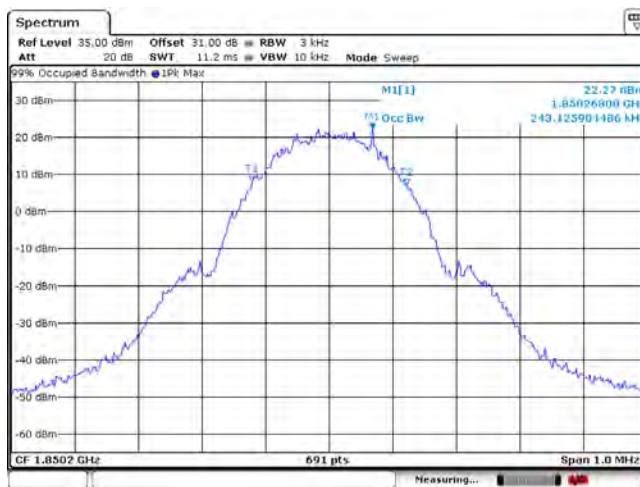
	EMI Test Report for the BlackBerry® smartphone Model RFS121LW APPENDIX 1A	
Test Report No.: RTS-6036-1303-30	Dates of Test: February 26 to April 24, 2013	FCC ID: L6ARFS120LW IC: 2503A-RFS120LW

GSM Conducted RF Emission Test Data cont'd

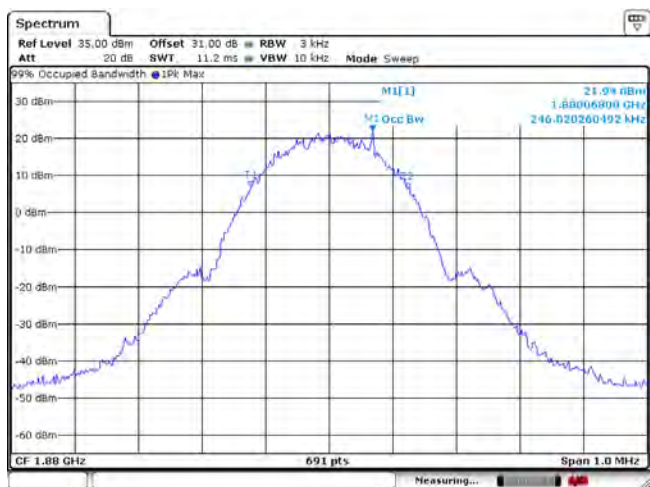
**Figure 1-21a: -26dBc bandwidth, PCS1900
High Channel in GSM mode**



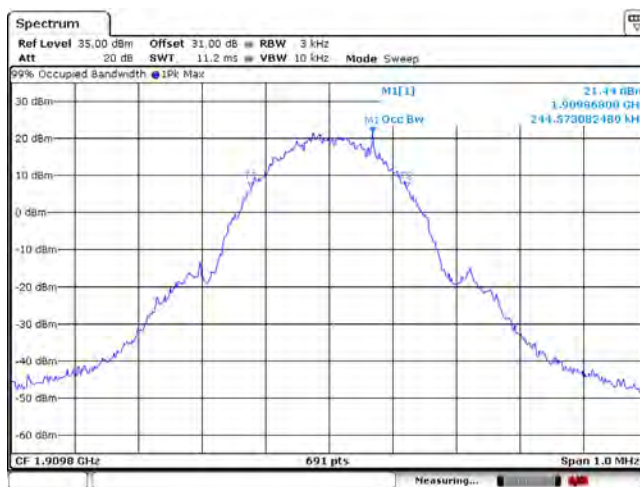
**Figure 1-22a: Occupied Bandwidth, PCS1900
Low Channel in GSM mode**




**Figure 1-23a: Occupied Bandwidth, PCS1900
Middle Channel in GSM mode**



**Figure 1-24a: Occupied Bandwidth, PCS1900
High Channel in GSM mode**



	EMI Test Report for the BlackBerry® smartphone Model RFS121LW APPENDIX 1A	
Test Report No.: RTS-6036-1303-30	Dates of Test: February 26 to April 24, 2013	FCC ID: L6ARFS120LW IC: 2503A-RFS120LW

GSM Conducted RF Emission Test Data cont'd

Figure 1-25a: GSM850 band, Low Channel Mask in GSM mode

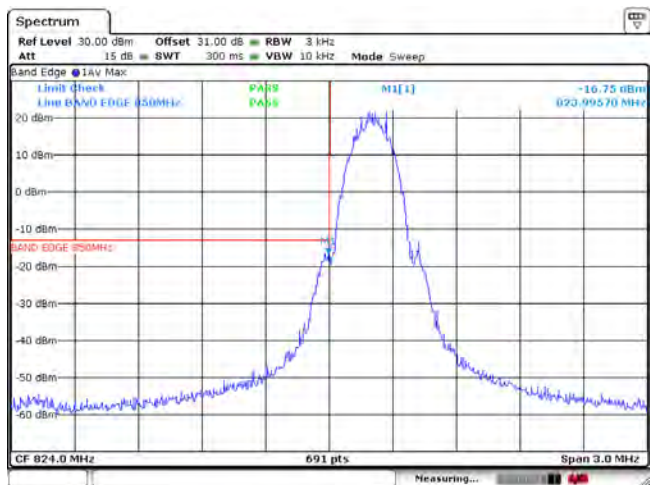


Figure 1-26a: GSM850 band High Channel Mask in GSM mode

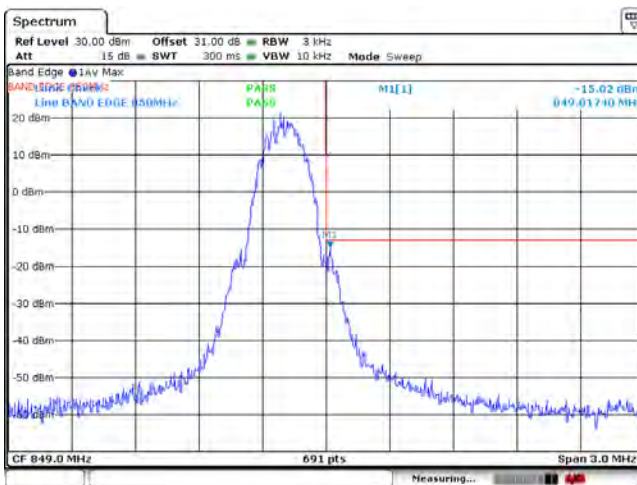


Figure 1-27a: PCS1900, Low Channel Mask in GSM mode

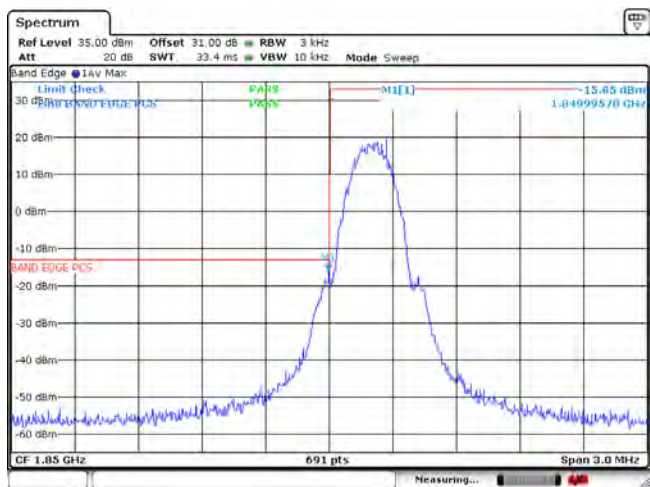
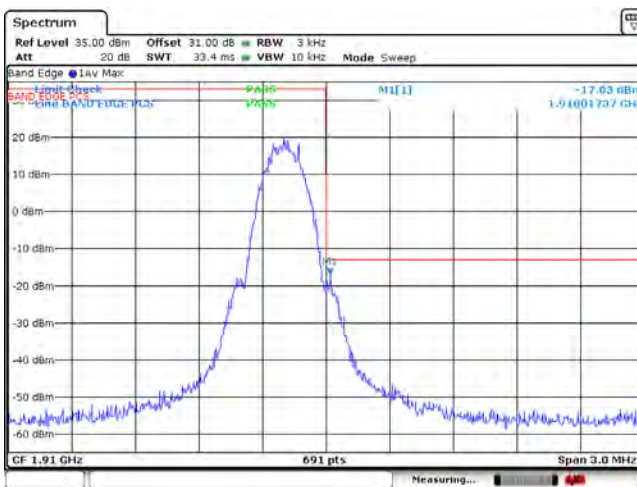


Figure 1-28a: PCS1900, High Channel Mask in GSM mode



GSM Conducted RF Emission Test Data cont'd

Figure 1-29a: PCS1900 Band, PAR Low Channel

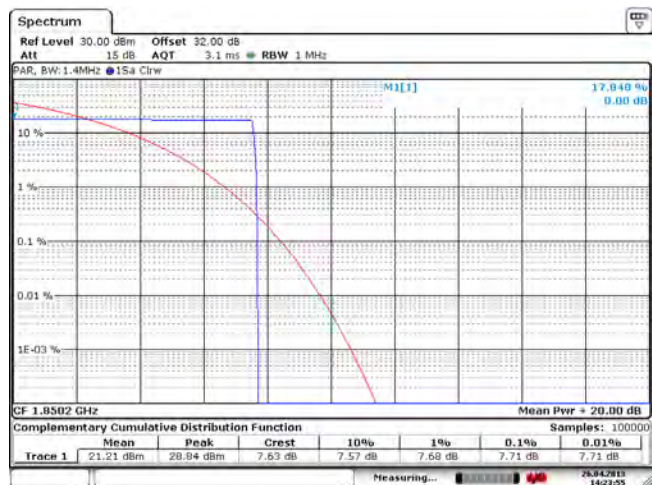


Figure 1-30a: PCS1900 Band, PAR Mid Channel

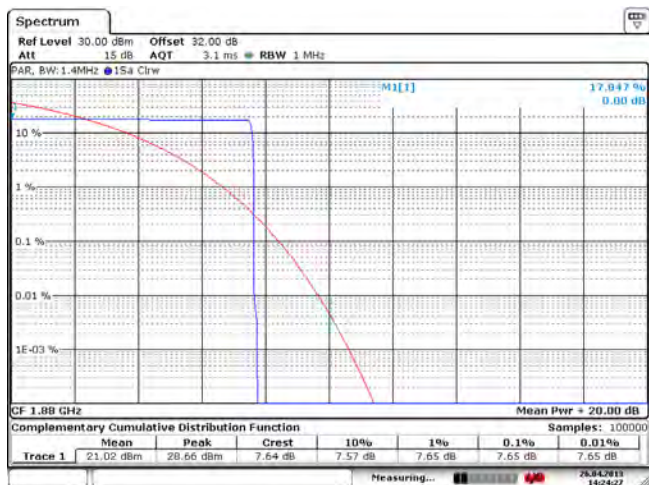
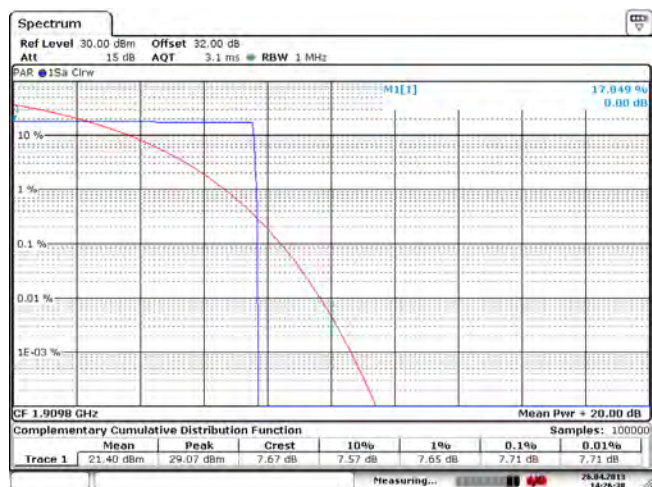



Figure 1-31a: PCS1900 Band, PAR High Channel



	EMI Test Report for the BlackBerry® smartphone Model RFS121LW APPENDIX 1A	
Test Report No.: RTS-6036-1303-30	Dates of Test: February 26 to April 24, 2013	FCC ID: L6ARFS120LW IC: 2503A-RFS120LW

GSM Conducted RF Emission Test Data cont'd

Figure 1-32a: Occupied Bandwidth, GSM850 Band, Low Channel in EDGE mode

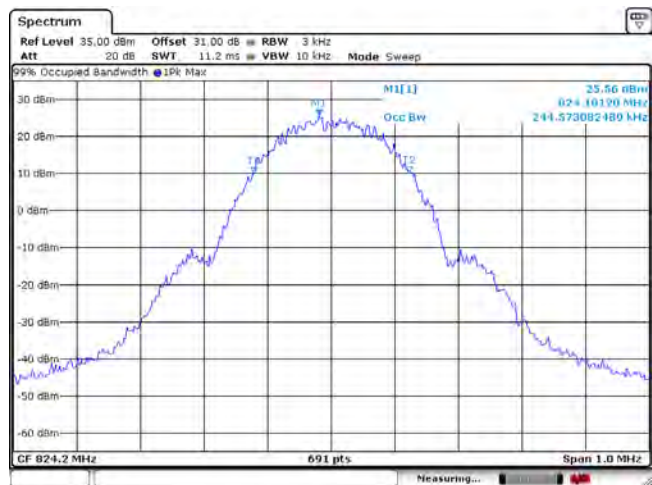


Figure 1-33a: Occupied Bandwidth, GSM850 Band, Middle Channel in EDGE mode

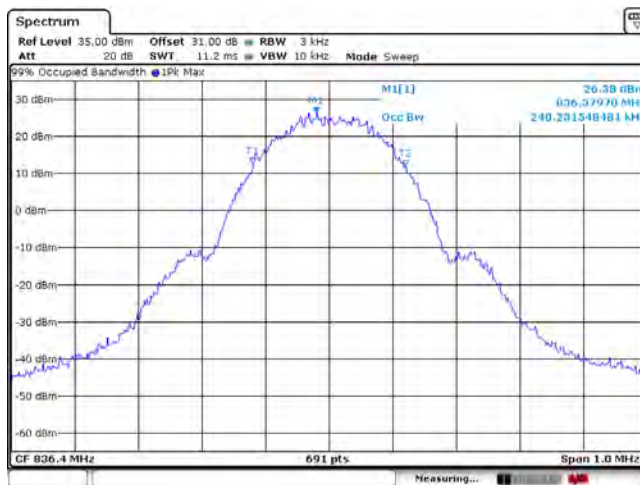


Figure 1-34a: Occupied Bandwidth, GSM850 band, High Channel in EDGE mode

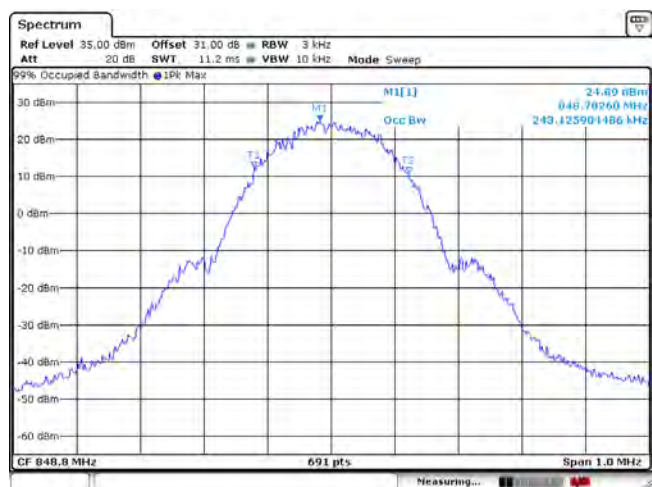
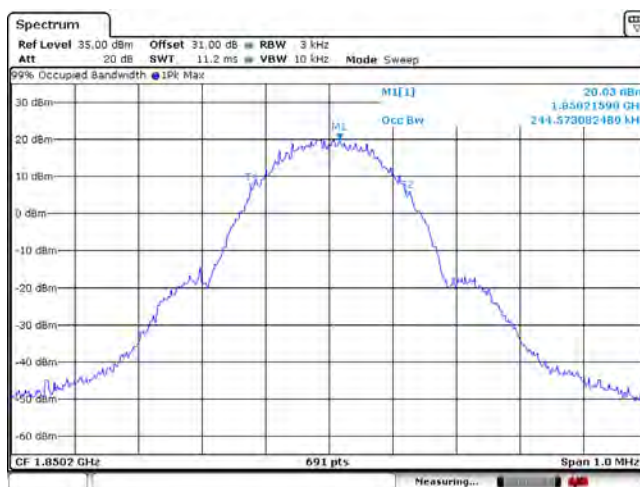



Figure 1-35a: Occupied Bandwidth, PCS1900 Band, Low Channel in EDGE mode



	EMI Test Report for the BlackBerry® smartphone Model RFS121LW APPENDIX 1A	
Test Report No.: RTS-6036-1303-30	Dates of Test: February 26 to April 24, 2013	FCC ID: L6ARFS120LW IC: 2503A-RFS120LW

GSM Conducted RF Emission Test Data cont'd

Figure 1-36a: Occupied Bandwidth, PCS1900 Band, Middle Channel in EDGE mode



Figure 1-37a: Occupied Bandwidth, PCS1900 Band, High Channel in EDGE mode



Figure 1-38a: GSM850 Band, Low Channel Mask in EDGE mode

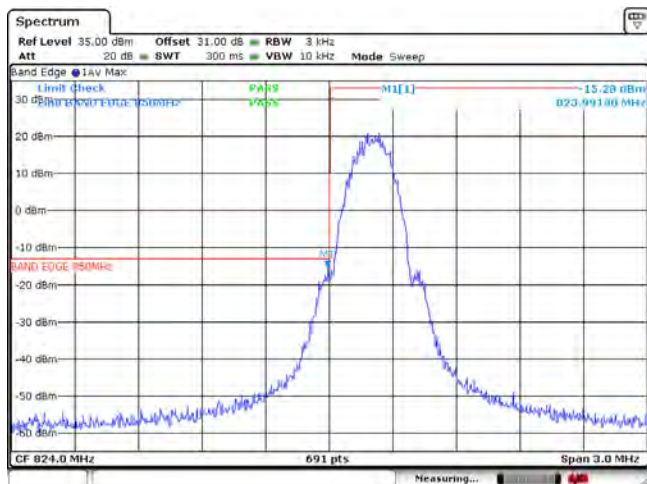
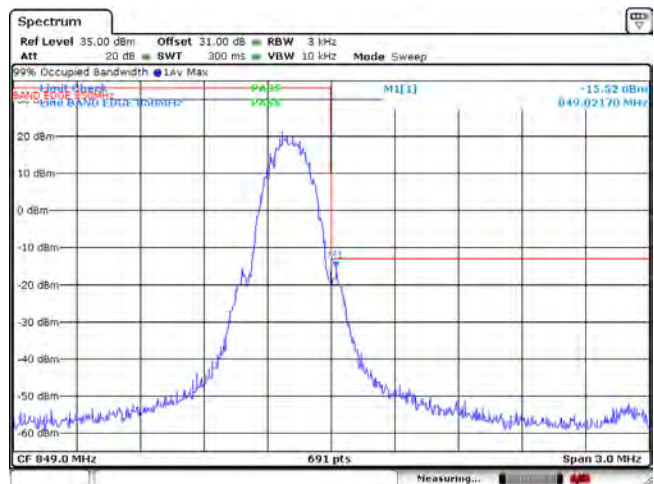



Figure 1-39a: GSM850 Band, High Channel Mask in EDGE mode



	EMI Test Report for the BlackBerry® smartphone Model RFS121LW APPENDIX 1A	
Test Report No.: RTS-6036-1303-30	Dates of Test: February 26 to April 24, 2013	FCC ID: L6ARFS120LW IC: 2503A-RFS120LW

GSM Conducted RF Emission Test Data cont'd

Figure 1-40a: PCS1900 Band, Low Channel Mask in EDGE mode

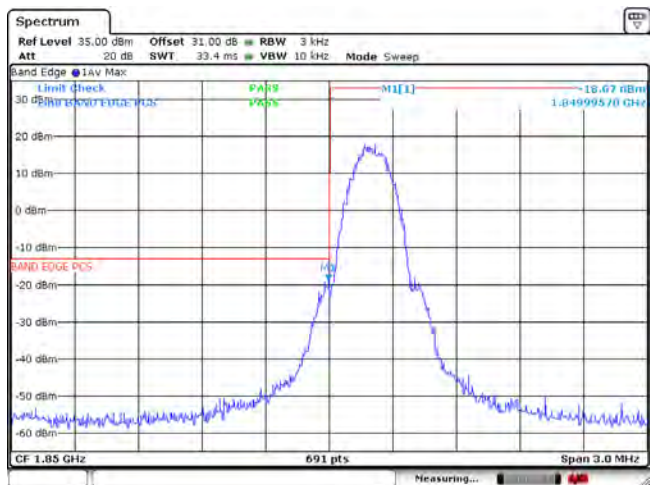
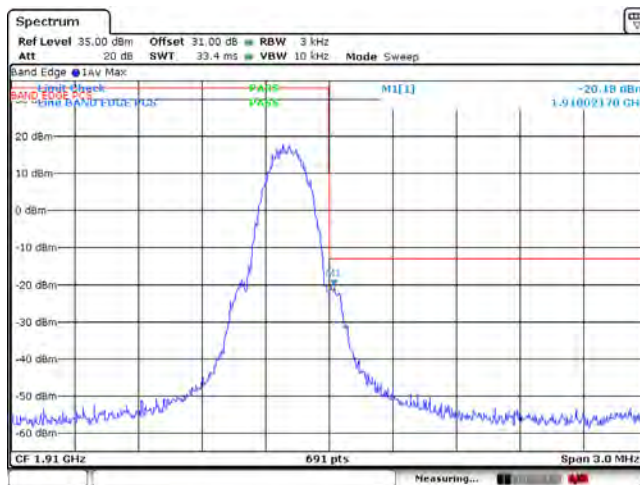



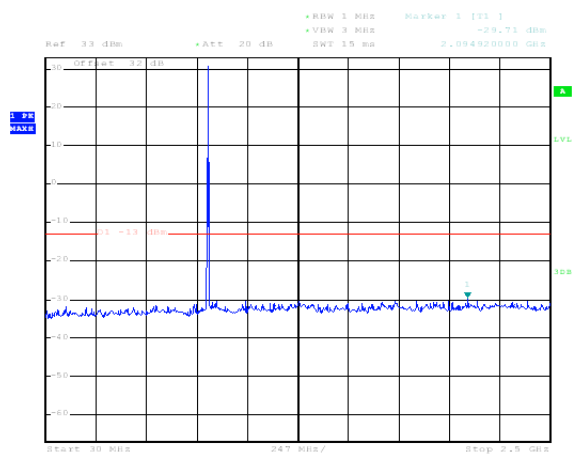
Figure 1-41a: PCS1900 Band, High Channel Mask in EDGE mode



	EMI Test Report for the BlackBerry® smartphone Model RFS121LW APPENDIX 1A	
Test Report No.: RTS-6036-1303-30	Dates of Test: February 26 to April 24, 2013	FCC ID: L6ARFS120LW IC: 2503A-RFS120LW

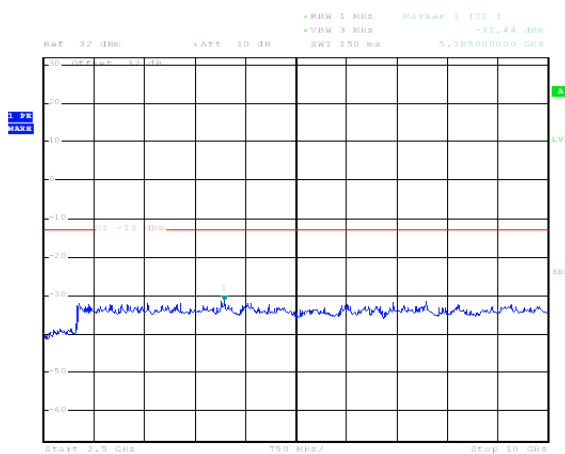
GSM Conducted RF Emission Test Data cont'd

Figure 1-42a: GSM850 band, Spurious Conducted Emissions, Low channel in EDGE Mode



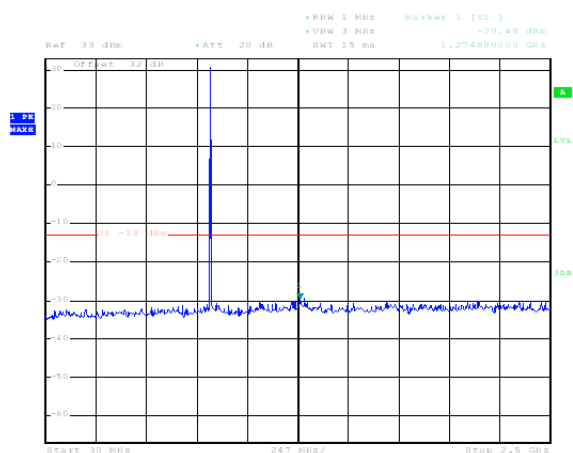
Date: 28.MAR.2013 11:20:37

Figure 1-43a: GSM850 band, Spurious Conducted Emissions, Low channel in EDGE Mode



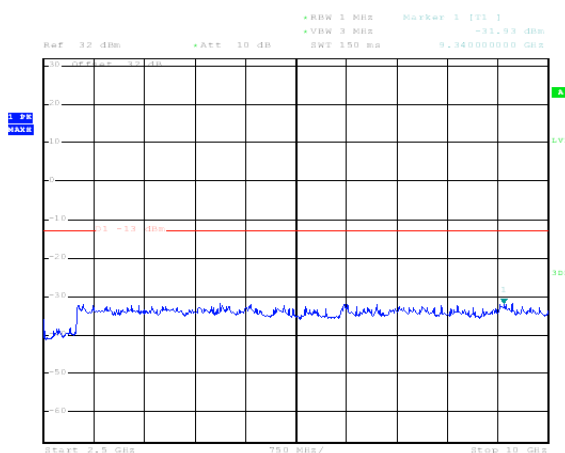
Date: 28.MAR.2013 11:23:51

Figure 1-44a: GSM850 band, Spurious Conducted Emissions, Middle channel in EDGE Mode




Date: 28.MAR.2013 11:21:18

Figure 1-45a: GSM850 band, Spurious Conducted Emissions, Middle channel in EDGE Mode

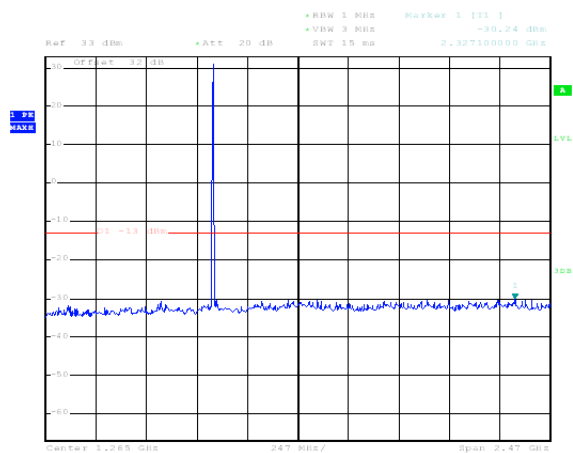


Date: 28.MAR.2013 11:23:25

	EMI Test Report for the BlackBerry® smartphone Model RFS121LW APPENDIX 1A	
Test Report No.: RTS-6036-1303-30	Dates of Test: February 26 to April 24, 2013	FCC ID: L6ARFS120LW IC: 2503A-RFS120LW

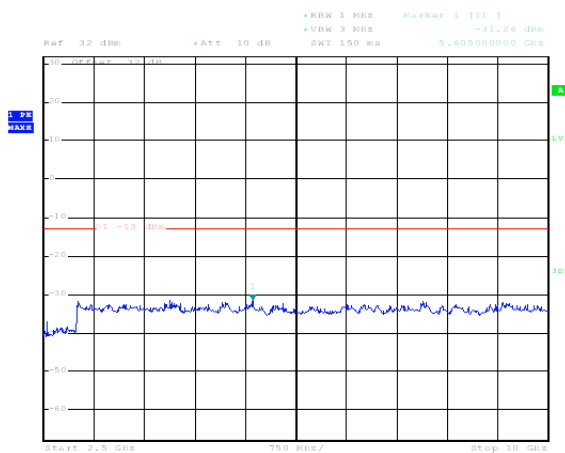
GSM Conducted RF Emission Test Data cont'd

Figure 1-46a: GSM850 band, Spurious Conducted Emissions, High channel in EDGE Mode



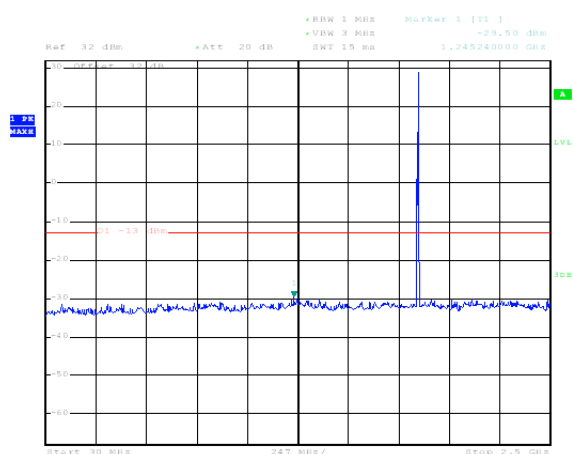
Date: 28.MAR.2013 11:21:55

Figure 1-47a: GSM850 band, Spurious Conducted Emissions, High channel in EDGE Mode



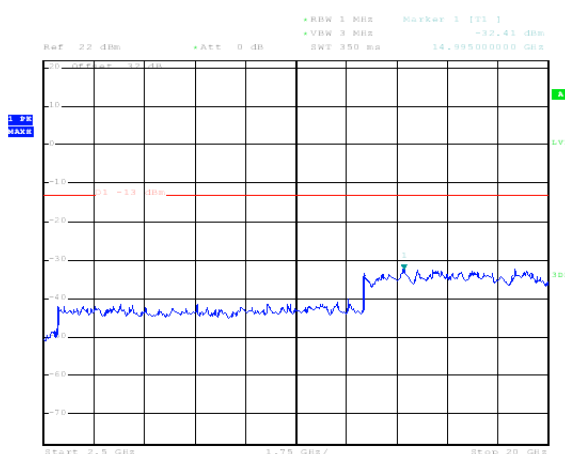
Date: 28.MAR.2013 11:22:56

Figure 1-48a: PCS1900 band, Spurious Conducted Emissions, Low channel in EDGE Mode




Date: 28.MAR.2013 11:26:25

Figure 1-49a: PCS1900 band, Spurious Conducted Emissions, Low channel in EDGE Mode

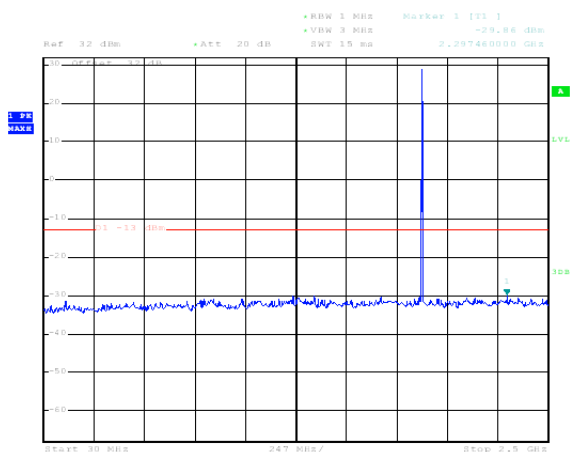


Date: 28.MAR.2013 11:30:04

	EMI Test Report for the BlackBerry® smartphone Model RFS121LW APPENDIX 1A	
Test Report No.: RTS-6036-1303-30	Dates of Test: February 26 to April 24, 2013	FCC ID: L6ARFS120LW IC: 2503A-RFS120LW

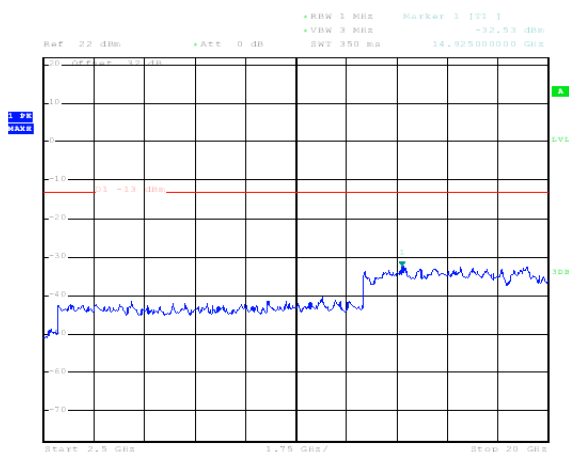
GSM Conducted RF Emission Test Data cont'd

Figure 1-50a: PCS1900 band, Spurious Conducted Emissions, middle channel in EDGE Mode



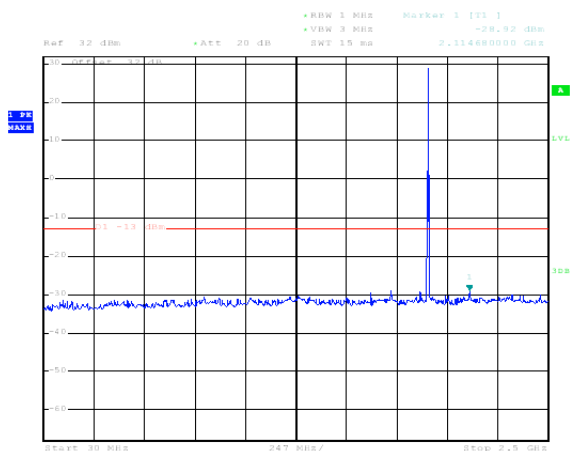
Date: 28.MAR.2013 11:26:57

Figure 1-51a: PCS1900 band, Spurious Conducted Emissions, middle channel in EDGE Mode



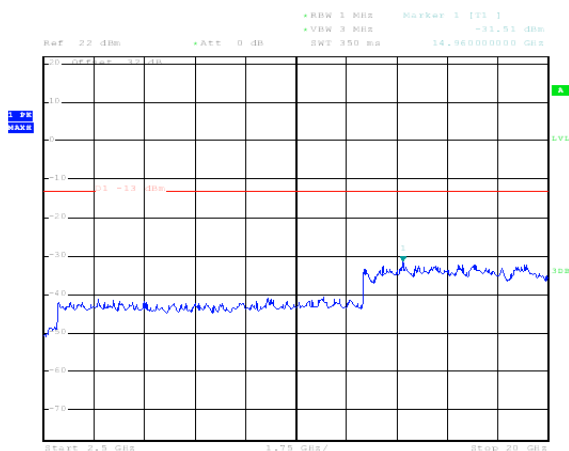
Date: 28.MAR.2013 11:29:25

Figure 1-52a: PCS1900 band, Spurious Conducted Emissions, High channel in EDGE Mode




Date: 28.MAR.2013 11:27:39

Figure 1-53a: PCS1900 band, Spurious Conducted Emissions, High channel in EDGE Mode

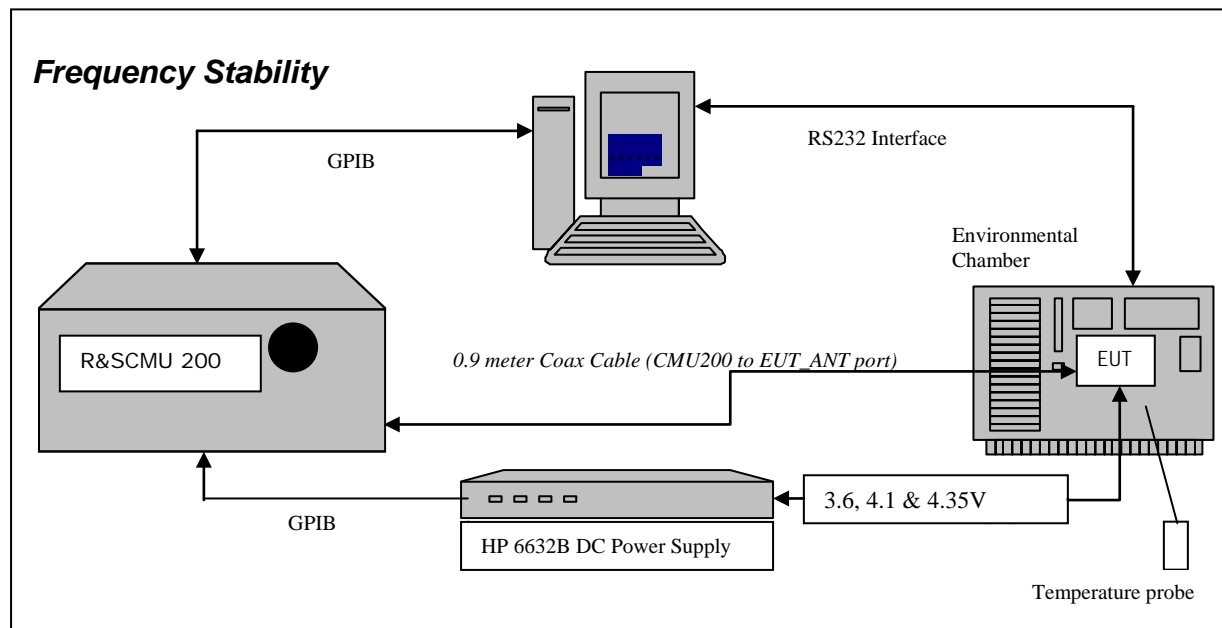


Date: 28.MAR.2013 11:28:55

APPENDIX 1B – GSM FREQUENCY STABILITY TEST DATA

	EMI Test Report for the BlackBerry® smartphone Model RFS121LW APPENDIX 1B	
Test Report No.: RTS-6036-1303-30	Dates of Test: February 26 to April 24, 2013	FCC ID: L6ARFS120LW IC: 2503A-RFS120LW

GSM Frequency Stability Test Data



The measurements were performed by Berkin Can.

CFR 47 Chapter 1 - Federal Communications Commission Rules

Part 2 Required Measurements

2.1055 Frequency Stability - Procedures


(a,b) Frequency Stability - Temperature Variation

(d) Frequency Stability - Voltage Variation

The EUT meets the requirements as stated in CFR 47 chapter 1, RSS-132, 4.3 Frequency Stability.

Frequency Stability measurement devices were configured as presented in the block diagram recording frequency, power, data, temperatures, and stepped voltages controlled via a GPIB interface linked to the Environmental chamber, a DC power supply, and the Communications Test Set. A 0.9-metre coax cable was calibrated to characterize the insertion loss for the transmitted frequencies between the RF input/output of the CMU 200 and the EUT antenna port.

Calibration for the Cable Loss was performed in the RF Laboratory using the Agilent power meter and Agilent Signal Generator.

	EMI Test Report for the BlackBerry® smartphone Model RFS121LW APPENDIX 1B	
Test Report No.: RTS-6036-1303-30	Dates of Test: February 26 to April 24, 2013	FCC ID: L6ARFS120LW IC: 2503A-RFS120LW

Test setup:


The EUT was placed in the Temperature chamber and connected to CMU 200 outside as shown in the figure above. Dry air was pumped inside the temperature chamber to maintain a backpressure during the test. The EUT was kept in the off condition at all times except when the measurements were to be made.

The chamber was switched on and the temperature was set to -30°C. After the chamber stabilized at -30 °C there was a soak period of one hour to alleviate moisture in the chamber, the EUT voltage was enabled. The system software recorded the frequency, power, and associated measurements.

A Computer system controlled the automated software. This application was given the command of activating all machines intrinsic to the temperature and voltage tests controlling the CMU 200 via the GPIB Bus. The Environmental Chamber was instructed through an RS-232 serial line. The EUT dialogue was passed through a serial connection.

The EUT repetitively transmitted 100 bursts for each set of programmed parameters recording temperature, voltage settings, and systematically selected frequencies. The power supply was cycled from minimum voltage 3.6 volts, to 4.1 and to 4.35 volts maximum voltage. The frequency error was measured at a maximum output power and recorded by the automated system test software.

The EUT output power and frequency was measured at 3.6 volts, 4.1 and 4.35 volts. The transmit frequency was varied in 3 steps consisting of 824.2, 836.4, and 848.8 MHz for the GSM850 band, 1850.2, 1880.0 and 1909.8 MHz for the PCS1900 band. This frequency was recorded in MHz and deviation from nominal, in Parts Per Million. After the initial one-hour soak at the beginning of the tests, a period of thirty minutes soak was initialized between each ascending temperature step, before proceeding to the next measurement test cycle.

	EMI Test Report for the BlackBerry® smartphone Model RFS121LW APPENDIX 1B	
Test Report No.: RTS-6036-1303-30	Dates of Test: February 26 to April 24, 2013	FCC ID: L6ARFS120LW IC: 2503A-RFS120LW

Procedure:


The test system software for commencing the Frequency Stability Tests carried through the following cycle.

1. Switch on the HP 6632B power supply; CMU 200 Communications test Set, and Environmental Chamber.
2. Start test program
3. Set the Temperature to –30°C and maintain a period of one- hour soak time, with the EUT supply voltage disabled.
4. Set power supply voltage to 3.6 volts.
5. Set up CMU 200 Radio Communication Tester.
6. Command the CMU 200 to switch to the low channel.
7. Enable the voltage to the EUT, and connect a link to the CMU 200 test set.
8. EUT is commanded to Transmit 100 Bursts.
9. Software logs the following data from the CMU 200, power supply and temperature chamber: Traffic Channel Number, Traffic Channel Frequency, Power Level, Chamber Temperature, Supply Voltage, Power and Frequency Error.
10. The CMU 200 commands the EUT to change frequency to the middle channel and high channel and repeats steps 7 to 9.
11. Repeat steps 5 to 10 changing the supply voltage to 4.1 Volts
12. Increase temperature by 10°C and soak for 1/2 hour.
13. Repeat steps 4 - 12 for temperatures –30°C to 60°C.
14. Repeat steps 5 to 10 changing the supply voltage to 4.35 volts

Procedure 5 to 10 was repeated at room temperature (20°C) with the power supply voltage set to 3.6, 4.1 and 4.35 volts.


The maximum frequency error in the GSM850 band measured was **-0.0390 PPM**.

The maximum frequency error in the PCS1900 band measured was **-0.0257PPM**.

	EMI Test Report for the BlackBerry® smartphone Model RFS121LW APPENDIX 1B	
Test Report No.: RTS-6036-1303-30	Dates of Test: February 26 to April 24, 2013	FCC ID: L6ARFS120LW IC: 2503A-RFS120LW


GSM850 Results: channel 128 @ maximum transmitted power

Traffic Channel Number	Frequency (MHz)	Voltage (Volts)	Temperature (Celsius)	Frequency Error (Hz)	PPM
128	824.20	3.6	-30	-22.02	-0.0267
128	824.20	3.6	-20	-17.18	-0.0208
128	824.20	3.6	-10	10.20	0.0124
128	824.20	3.6	0	-3.81	-0.0046
128	824.20	3.6	10	-10.91	-0.0132
128	824.20	3.6	20	-5.36	-0.0065
128	824.20	3.6	30	-5.49	-0.0067
128	824.20	3.6	40	7.75	0.0094
128	824.20	3.6	50	4.00	0.0049
128	824.20	3.6	60	5.94	0.0072
Traffic Channel Number	Frequency (MHz)	Voltage (Volts)	Temperature (Celsius)	Frequency Error (Hz)	PPM
128	824.20	4.1	-30	-29.19	-0.0354
128	824.20	4.1	-20	-19.37	-0.0235
128	824.20	4.1	-10	10.59	0.0128
128	824.20	4.1	0	-9.56	-0.0116
128	824.20	4.1	10	-9.04	-0.0110
128	824.20	4.1	20	4.91	0.0060
128	824.20	4.1	30	-22.73	-0.0276
128	824.20	4.1	40	-4.71	-0.0057
128	824.20	4.1	50	-5.68	-0.0069
128	824.20	4.1	60	-6.26	-0.0076
Traffic Channel Number	Frequency (MHz)	Voltage (Volts)	Temperature (Celsius)	Frequency Error (Hz)	PPM
128	824.20	4.35	-30	-31.45	-0.0382
128	824.20	4.35	-20	-27.25	-0.0331
128	824.20	4.35	-10	14.79	0.0179
128	824.20	4.35	0	-4.39	-0.0053
128	824.20	4.35	10	-11.69	-0.0142
128	824.20	4.35	20	6.78	0.0082
128	824.20	4.35	30	-15.05	-0.0183
128	824.20	4.35	40	4.52	0.0055
128	824.20	4.35	50	-10.14	-0.0123
128	824.20	4.35	60	-9.10	-0.0110

	EMI Test Report for the BlackBerry® smartphone Model RFS121LW APPENDIX 1B	
Test Report No.: RTS-6036-1303-30	Dates of Test: February 26 to April 24, 2013	FCC ID: L6ARFS120LW IC: 2503A-RFS120LW


GSM850 Results: channel 189 @ maximum transmitted power

Traffic Channel Number	Frequency (MHz)	Voltage (Volts)	Temperature (Celsius)	Frequency Error (Hz)	PPM
189	836.40	3.6	-30	-22.73	-0.0272
189	836.40	3.6	-20	-18.60	-0.0222
189	836.40	3.6	-10	12.66	0.0151
189	836.40	3.6	0	-4.58	-0.0055
189	836.40	3.6	10	-9.62	-0.0115
189	836.40	3.6	20	4.26	0.0051
189	836.40	3.6	30	-9.17	-0.0110
189	836.40	3.6	40	6.72	0.0080
189	836.40	3.6	50	-4.13	-0.0049
189	836.40	3.6	60	5.23	0.0063
Traffic Channel Number	Frequency (MHz)	Voltage (Volts)	Temperature (Celsius)	Frequency Error (Hz)	PPM
189	836.40	4.1	-30	-24.54	-0.0293
189	836.40	4.1	-20	-21.95	-0.0262
189	836.40	4.1	-10	14.98	0.0179
189	836.40	4.1	0	-8.20	-0.0098
189	836.40	4.1	10	-7.94	-0.0095
189	836.40	4.1	20	6.84	0.0082
189	836.40	4.1	30	-15.56	-0.0186
189	836.40	4.1	40	3.87	0.0046
189	836.40	4.1	50	-6.59	-0.0079
189	836.40	4.1	60	-7.81	-0.0093
Traffic Channel Number	Frequency (MHz)	Voltage (Volts)	Temperature (Celsius)	Frequency Error (Hz)	PPM
189	836.40	4.35	-30	-32.61	-0.0390
189	836.40	4.35	-20	-28.35	-0.0339
189	836.40	4.35	-10	19.89	0.0238
189	836.40	4.35	0	-4.58	-0.0055
189	836.40	4.35	10	-12.79	-0.0153
189	836.40	4.35	20	5.36	0.0064
189	836.40	4.35	30	-20.15	-0.0241
189	836.40	4.35	40	-6.65	-0.0080
189	836.40	4.35	50	-9.56	-0.0114
189	836.40	4.35	60	-9.43	-0.0113

	EMI Test Report for the BlackBerry® smartphone Model RFS121LW APPENDIX 1B	
Test Report No.: RTS-6036-1303-30	Dates of Test: February 26 to April 24, 2013	FCC ID: L6ARFS120LW IC: 2503A-RFS120LW


GSM850 Results: channel 251 @ maximum transmitted power

Traffic Channel Number	Frequency (MHz)	Voltage (Volts)	Temperature (Celsius)	Frequency Error (Hz)	PPM
251	848.8	3.6	-30	-28.67	-0.0338
251	848.8	3.6	-20	-16.79	-0.0198
251	848.8	3.6	-10	15.17	0.0179
251	848.8	3.6	0	-6.39	-0.0075
251	848.8	3.6	10	-7.55	-0.0089
251	848.8	3.6	20	5.81	0.0068
251	848.8	3.6	30	-25.31	-0.0298
251	848.8	3.6	40	8.91	0.0105
251	848.8	3.6	50	4.33	0.0051
251	848.8	3.6	60	4.39	0.0052
Traffic Channel Number	Frequency (MHz)	Voltage (Volts)	Temperature (Celsius)	Frequency Error (Hz)	PPM
251	848.8	4.1	-30	-29.32	-0.0345
251	848.8	4.1	-20	-24.34	-0.0287
251	848.8	4.1	-10	15.82	0.0186
251	848.8	4.1	0	-11.11	-0.0131
251	848.8	4.1	10	-10.85	-0.0128
251	848.8	4.1	20	10.46	0.0123
251	848.8	4.1	30	-16.47	-0.0194
251	848.8	4.1	40	-5.29	-0.0062
251	848.8	4.1	50	-6.20	-0.0073
251	848.8	4.1	60	-6.59	-0.0078
Traffic Channel Number	Frequency (MHz)	Voltage (Volts)	Temperature (Celsius)	Frequency Error (Hz)	PPM
251	848.8	4.35	-30	-24.92	-0.0294
251	848.8	4.35	-20	-28.86	-0.0340
251	848.8	4.35	-10	20.34	0.0240
251	848.8	4.35	0	4.78	0.0056
251	848.8	4.35	10	-10.98	-0.0129
251	848.8	4.35	20	7.55	0.0089
251	848.8	4.35	30	-14.46	-0.0170
251	848.8	4.35	40	-12.59	-0.0148
251	848.8	4.35	50	-10.72	-0.0126
251	848.8	4.35	60	-6.39	-0.0075

	EMI Test Report for the BlackBerry® smartphone Model RFS121LW APPENDIX 1B	
Test Report No.: RTS-6036-1303-30	Dates of Test: February 26 to April 24, 2013	FCC ID: L6ARFS120LW IC: 2503A-RFS120LW

PCS results: channels 512, 661, & 810 @ 20°C maximum transmitted power

Traffic Channel Number	PCS Frequency (MHz)	Voltage (Volts)	Temperature (Celsius)	Frequency Error (Hz)	PPM
512	1850.20	3.6	20	-4.84	-0.0026
661	1880.00	3.6	20	-7.49	-0.0040
810	1909.80	3.6	20	-19.57	-0.0102
Traffic Channel Number	PCS Frequency (MHz)	Voltage (Volts)	Temperature (Celsius)	Frequency Error (Hz)	PPM
512	1850.20	4.1	20	-27.12	-0.0147
661	1880.00	4.1	20	-16.79	-0.0089
810	1909.80	4.1	20	-17.18	-0.0090
Traffic Channel Number	PCS Frequency (MHz)	Voltage (Volts)	Temperature (Celsius)	Frequency Error (Hz)	PPM
512	1850.20	4.35	20	-14.53	-0.0079
661	1880.00	4.35	20	-13.17	-0.0070
810	1909.80	4.35	20	-16.72	-0.0088

	EMI Test Report for the BlackBerry® smartphone Model RFS121LW APPENDIX 1B	
Test Report No.: RTS-6036-1303-30	Dates of Test: February 26 to April 24, 2013	FCC ID: L6ARFS120LW IC: 2503A-RFS120LW

PCS1900 Results: channel 512 @ maximum transmitted power

Traffic Channel Number	Frequency (MHz)	Voltage (Volts)	Temperature (Celsius)	Frequency Error (Hz)	PPM
512	1850.20	3.6	-30	-27.31	-0.0148
512	1850.20	3.6	-20	-21.50	-0.0116
512	1850.20	3.6	-10	-23.05	-0.0125
512	1850.20	3.6	0	-10.46	-0.0057
512	1850.20	3.6	10	-11.30	-0.0061
512	1850.20	3.6	20	-4.84	-0.0026
512	1850.20	3.6	30	11.24	0.0061
512	1850.20	3.6	40	-25.51	-0.0138
512	1850.20	3.6	50	11.04	0.0060
512	1850.20	3.6	60	11.11	0.0060
Traffic Channel Number	Frequency (MHz)	Voltage (Volts)	Temperature (Celsius)	Frequency Error (Hz)	PPM
512	1850.20	4.1	-30	-40.74	-0.0220
512	1850.20	4.1	-20	-35.71	-0.0193
512	1850.20	4.1	-10	-29.70	-0.0161
512	1850.20	4.1	0	-13.30	-0.0072
512	1850.20	4.1	10	-23.31	-0.0126
512	1850.20	4.1	20	-27.12	-0.0147
512	1850.20	4.1	30	16.79	0.0091
512	1850.20	4.1	40	-27.06	-0.0146
512	1850.20	4.1	50	-9.10	-0.0049
512	1850.20	4.1	60	-7.75	-0.0042
Traffic Channel Number	Frequency (MHz)	Voltage (Volts)	Temperature (Celsius)	Frequency Error (Hz)	PPM
512	1850.20	4.35	-30	-44.88	-0.0243
512	1850.20	4.35	-20	-42.81	-0.0231
512	1850.20	4.35	-10	-31.64	-0.0171
512	1850.20	4.35	0	-12.66	-0.0068
512	1850.20	4.35	10	-16.01	-0.0087
512	1850.20	4.35	20	-14.53	-0.0079
512	1850.20	4.35	30	13.88	0.0075
512	1850.20	4.35	40	-22.47	-0.0121
512	1850.20	4.35	50	-15.63	-0.0084
512	1850.20	4.35	60	-18.92	-0.0102


Test Report No.:
RTS-6036-1303-30

Dates of Test:
February 26 to April 24, 2013

FCC ID: L6ARFS120LW
IC: 2503A-RFS120LW

PCS1900 Results: channel 661 @ maximum transmitted power


Traffic Channel Number	Frequency (MHz)	Voltage (Volts)	Temperature (Celsius)	Frequency Error (Hz)	PPM
661	1880.00	3.6	-30	-25.05	-0.0133
661	1880.00	3.6	-20	-23.96	-0.0127
661	1880.00	3.6	-10	-20.99	-0.0112
661	1880.00	3.6	0	-12.07	-0.0064
661	1880.00	3.6	10	-11.36	-0.0060
661	1880.00	3.6	20	-7.49	-0.0040
661	1880.00	3.6	30	16.92	0.0090
661	1880.00	3.6	40	-22.15	-0.0118
661	1880.00	3.6	50	14.66	0.0078
661	1880.00	3.6	60	11.30	0.0060
Traffic Channel Number	Frequency (MHz)	Voltage (Volts)	Temperature (Celsius)	Frequency Error (Hz)	PPM
661	1880.00	4.1	-30	-37.13	-0.0198
661	1880.00	4.1	-20	-33.96	-0.0181
661	1880.00	4.1	-10	-33.25	-0.0177
661	1880.00	4.1	0	-11.56	-0.0061
661	1880.00	4.1	10	-17.43	-0.0093
661	1880.00	4.1	20	-16.79	-0.0089
661	1880.00	4.1	30	19.89	0.0106
661	1880.00	4.1	40	-20.28	-0.0108
661	1880.00	4.1	50	-5.81	-0.0031
661	1880.00	4.1	60	-10.14	-0.0054
Traffic Channel Number	Frequency (MHz)	Voltage (Volts)	Temperature (Celsius)	Frequency Error (Hz)	PPM
661	1880.00	4.35	-30	-41.91	-0.0223
661	1880.00	4.35	-20	-28.02	-0.0149
661	1880.00	4.35	-10	-32.16	-0.0171
661	1880.00	4.35	0	-12.33	-0.0066
661	1880.00	4.35	10	-18.66	-0.0099
661	1880.00	4.35	20	-13.17	-0.0070
661	1880.00	4.35	30	18.08	0.0096
661	1880.00	4.35	40	-14.98	-0.0080
661	1880.00	4.35	50	-16.53	-0.0088
661	1880.00	4.35	60	-15.11	-0.0080

	EMI Test Report for the BlackBerry® smartphone Model RFS121LW APPENDIX 1B	
Test Report No.: RTS-6036-1303-30	Dates of Test: February 26 to April 24, 2013	FCC ID: L6ARFS120LW IC: 2503A-RFS120LW

PCS1900 Results: channel 810 @ maximum transmitted power

Traffic Channel Number	Frequency (MHz)	Voltage (Volts)	Temperature (Celsius)	Frequency Error (Hz)	PPM
810	1909.80	3.6	-30	-22.86	-0.0120
810	1909.80	3.6	-20	-28.28	-0.0148
810	1909.80	3.6	-10	-21.50	-0.0113
810	1909.80	3.6	0	6.91	0.0036
810	1909.80	3.6	10	-17.11	-0.0090
810	1909.80	3.6	20	-19.57	-0.0102
810	1909.80	3.6	30	20.02	0.0105
810	1909.80	3.6	40	-15.82	-0.0083
810	1909.80	3.6	50	16.53	0.0087
810	1909.80	3.6	60	12.20	0.0064
Traffic Channel Number	Frequency (MHz)	Voltage (Volts)	Temperature (Celsius)	Frequency Error (Hz)	PPM
810	1909.80	4.1	-30	-39.26	-0.0206
810	1909.80	4.1	-20	-32.67	-0.0171
810	1909.80	4.1	-10	-32.93	-0.0172
810	1909.80	4.1	0	-13.17	-0.0069
810	1909.80	4.1	10	-20.21	-0.0106
810	1909.80	4.1	20	-17.18	-0.0090
810	1909.80	4.1	30	18.14	0.0095
810	1909.80	4.1	40	-24.09	-0.0126
810	1909.80	4.1	50	-11.75	-0.0062
810	1909.80	4.1	60	-12.14	-0.0064
Traffic Channel Number	Frequency (MHz)	Voltage (Volts)	Temperature (Celsius)	Frequency Error (Hz)	PPM
810	1909.80	4.35	-30	-49.01	-0.0257
810	1909.80	4.35	-20	-24.28	-0.0127
810	1909.80	4.35	-10	-28.28	-0.0148
810	1909.80	4.35	0	4.39	0.0023
810	1909.80	4.35	10	-17.76	-0.0093
810	1909.80	4.35	20	-16.72	-0.0088
810	1909.80	4.35	30	17.11	0.0090
810	1909.80	4.35	40	-12.01	-0.0063
810	1909.80	4.35	50	-16.72	-0.0088
810	1909.80	4.35	60	-16.14	-0.0085

APPENDIX 1C – GSM RADIATED EMISSIONS TEST DATA

	EMI Test Report for the BlackBerry® smartphone Model RFS121LW APPENDIX 1C	
Test Report No.: RTS-6036-1303-30	Dates of Test: February 26 to April 24, 2013	FCC ID: L6ARFS120LW IC: 2503A-RFS120LW

Radiated Emissions Test Data Results cont'd

GSM850 EDGE Mode

Date of Test: March 06, 2013

The environmental test conditions were: Temperature: 25.7 °C
Relative Humidity: 17.5 %

Test Distance was 3.0 meters with the RX antenna height scans between 1-4 meters height, and a frequency range of 30 MHz to 1000 MHz.

The BlackBerry® smartphone was standalone, horizontal with LCD facing down and top pointing to the RX antenna when the turntable is at 0 degree position.

Measurements were performed in GSM850 EDGE Tx mode, channels 128, 190, 251.
All emissions were at least 25.0 dB below the limit.

Date of Test: March 06 - 19, 2013

The environmental test conditions were: Temperature: 24.5 - 25.4 °C
Relative Humidity: 23.6 - 41.7 %


Test Distance was 3.0 meters with the RX antenna height scans between 1-4 meters height, and a frequency range of 1 GHz to 9 GHz.

The BlackBerry® smartphone was standalone, with USB jack pointing up and the LCD facing to the RX antenna when the turntable is at 0 degree position.

The measurements were performed in GSM850 EDGE Tx mode, channels 128, 190, 251.

Frequency (MHz)	Channel Of Occurrence	Antenna		Test Angle (Deg.)	Detector (PK or QP)	Measured Level (dBµV)	Correction Factor for preamp/antenna/ cables/ filter (dB)	Field Strength Level (reading+corr) (dBm)	Limit @ 3.0 m (dBm)	Test Margin (dB)
		Pol. (V/H)	Height (meters)							
2454.992	190	V	4.00	359	PK	48.32	-85.98	-37.664	-13.00	-24.7
2466.800	190	V	3.16	255	PK	49.71	85.56	-35.842	-13.00	-22.8

All other emissions were at least 25.0 dB below the limit.

	EMI Test Report for the BlackBerry® smartphone Model RFS121LW APPENDIX 1C	
Test Report No.: RTS-6036-1303-30	Dates of Test: February 26 to April 24, 2013	FCC ID: L6ARFS120LW IC: 2503A-RFS120LW

Radiated Emissions Test Data Results cont'd

PCS1900 CALL Mode

Date of Test: March 07, 2013

The following measurements were performed by Feras Obeid.

The environmental test conditions were: Temperature: 25.7 °C
 Relative Humidity: 17.5 %

Test Distance was 3.0 meters with the RX antenna height scans between 1-4 meters height, and a frequency range of 30 MHz to 1000 MHz.

The BlackBerry® smartphone was standalone, horizontal with LCD facing up and top pointing to the RX antenna when the turntable is at 0 degree position.

Measurements were performed in PCS1900 Call Tx mode, channels 512, 661, 810.
All emissions were at least 25.0 dB below the limit.

Date of Test: March 06 – 26, 2013

The following measurements were performed by Mahmood Ahmed.

The environmental test conditions were: Temperature: 24.3 – 25.4 °C
 Relative Humidity: 23.6 – 42.5 %


Test Distance was 3.0 meters with the RX antenna height scans between 1-4 meters height, and a frequency range of 1 GHz to 20 GHz.

The BlackBerry® smartphone was standalone, with USB jack pointing up and the LCD facing to the RX antenna when the turntable is at 0 degree position.

Measurements were performed in PCS1900 Call Tx mode, channels 512, 661, 810.

All emissions were at least 25.0 dB below the limit.

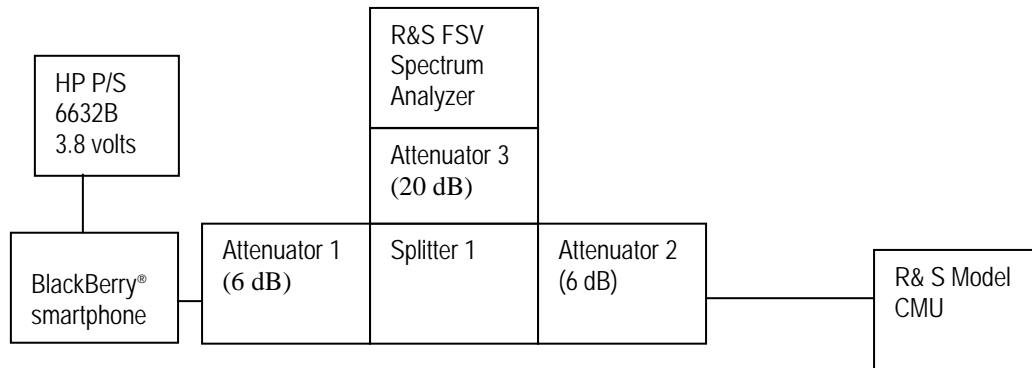
APPENDIX 2A– WCDMA Band 2/5 CONDUCTED RF EMISSIONS TEST DATA/PLOTS

	EMI Test Report for the BlackBerry® smartphone Model RFS121LW APPENDIX 2A	
Test Report No.: RTS-6036-1303-30	Dates of Test: February 26 to April 24, 2013	FCC ID: L6ARFS120LW IC: 2503A-RFS120LW

WCDMA BAND 2/5 Conducted RF Emission Test Data

This appendix contains measurement data pertaining to conducted spurious emissions, 99% power bandwidth and the channel mask.

Test Setup Diagram




A reference offset of 31.4 dB was applied to the spectrum analyzer reference level for the attenuators and coaxial cable loss in the test circuit.

<u>UNIT</u>	<u>MANUFACTURER</u>	<u>MODEL</u>	<u>SERIAL NUMBER</u>
Attenuator 1	Mini-Circuits	BW-S6W2+	0647
Attenuator 2	Mini-Circuits	BW-S6W2+	0648
Attenuator 3	Mini-Circuits	BW-S20-2W263+	1234
Splitter 1	Weinschel	1515	MES 92

Date of Test: March 19 - 27, 2013

The environmental test conditions were: Temperature: 23.4 – 23.7 °C
 Relative Humidity: 21.9 - 26.1 %

The following measurements were performed by Berkin Can.

	EMI Test Report for the BlackBerry® smartphone Model RFS121LW APPENDIX 2A	
Test Report No.: RTS-6036-1303-30	Dates of Test: February 26 to April 24, 2013	FCC ID: L6ARFS120LW IC: 2503A-RFS120LW

WCDMA Conducted RF Emission Test Data cont'd

The conducted spurious emissions – As per 47 CFR 2.1051, CFR 24.238(a), CFR 2.202, CFR 22 Subpart H, CFR 27.53, RSS-132 and RSS - 133 were measured from 30 MHz to 20 GHz.

–26 dBc Bandwidth and Occupied Bandwidth (99%)

For each carrier frequency of low, middle and high, the modulation spectrum was measured by both methods of 99% power bandwidth and –26 dBc bandwidth.

The resolution bandwidth required for out-of-band emissions in the 1 MHz bands immediately outside and adjacent to the frequency block, was determined to be at least 1% of the emission bandwidth.

The worst case –26dBc bandwidth for WCDMA band 5 was measured to be 4.602 MHz, and for the WCDMA band 2 was measured to be 4.595 MHz as shown below. Results were derived in a 100 kHz resolution bandwidth.

On any frequency outside the frequency block and outside the adjacent 1 MHz bands, a resolution bandwidth of at least 1 MHz was applied.

Test Data for WCDMA Band 5/2 selected Frequencies in Loopback mode

WCDMA Band 5 Frequency (MHz)	26dBc Occupied Bandwidth (MHz)	99% Occupied Bandwidth (MHz)
826.400	4.565	4.135
836.400	4.570	4.145
846.600	4.564	4.150


WCDMA Band 2 Frequency (MHz)	26dBc Occupied Bandwidth (MHz)	99% Occupied Bandwidth (MHz)
1852.400	4.575	4.150
1880.000	4.583	4.150
1907.600	4.570	4.145

Peak to Average Ratio (PAR)

The peak to average ratio was measured on the low, middle and high channels.

On any frequency outside the frequency block and outside the adjacent 1 MHz bands, a resolution bandwidth of at least 1 MHz was applied.

The worst case measured was 3.68 dB on the low channel.

	EMI Test Report for the BlackBerry® smartphone Model RFS121LW APPENDIX 2A	
Test Report No.: RTS-6036-1303-30	Dates of Test: February 26 to April 24, 2013	FCC ID: L6ARFS120LW IC: 2503A-RFS120LW


Measurement Plots for WCDMA Band 5 and WCDMA Band 2 in Voice mode

See Figures 1-1b to 1-12b for the plots of the conducted spurious emissions.

See Figures 1-13b to 1-24b for the plots of 99% Occupied Bandwidth and -26 dBc Bandwidth.

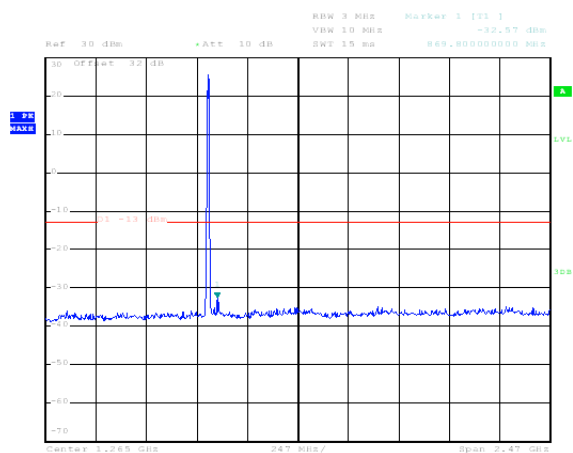
See Figures 1-25b to 1-28b for the plots of the Channel mask.

See figures 1-29b to 1-31b for the plots of the Peak to Average Ratio (WCDMA Band 2).

	EMI Test Report for the BlackBerry® smartphone Model RFS121LW APPENDIX 2A	
Test Report No.: RTS-6036-1303-30	Dates of Test: February 26 to April 24, 2013	FCC ID: L6ARFS120LW IC: 2503A-RFS120LW

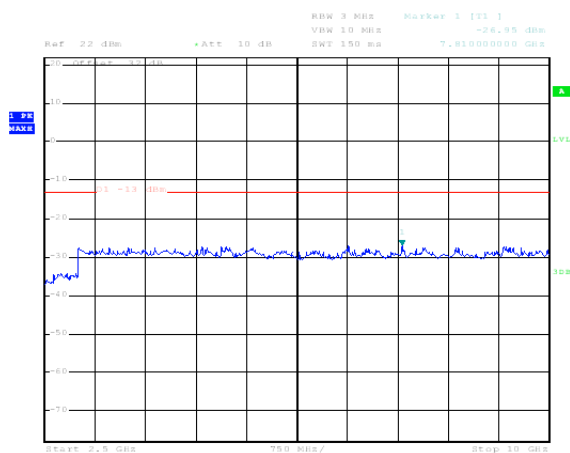
WCDMA Conducted RF Emission Test Data cont'd

Figure 1-1b: Band 5, Spurious Conducted Emissions, Low channel



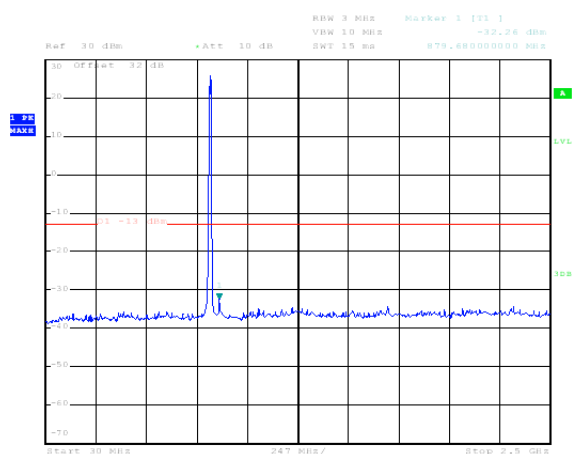
Date: 27.MAR.2013 14:17:08

Figure 1-2b: Band 5, Spurious Conducted Emissions, Low channel



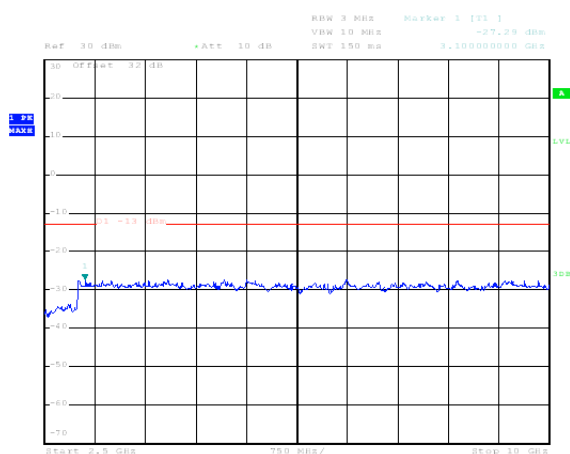
Date: 27.MAR.2013 14:13:03

Figure 1-3b: Band 5, Spurious Conducted Emissions, Middle channel




Date: 27.MAR.2013 14:16:28

Figure 1-4b: Band 5, Spurious Conducted Emissions, Middle channel

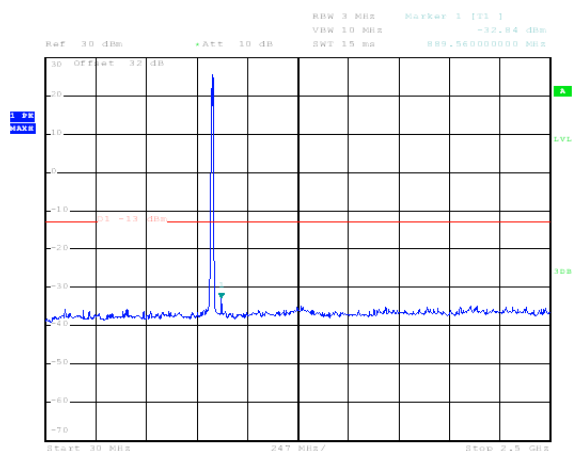


Date: 27.MAR.2013 14:17:55

	EMI Test Report for the BlackBerry® smartphone Model RFS121LW APPENDIX 2A	
Test Report No.: RTS-6036-1303-30	Dates of Test: February 26 to April 24, 2013	FCC ID: L6ARFS120LW IC: 2503A-RFS120LW

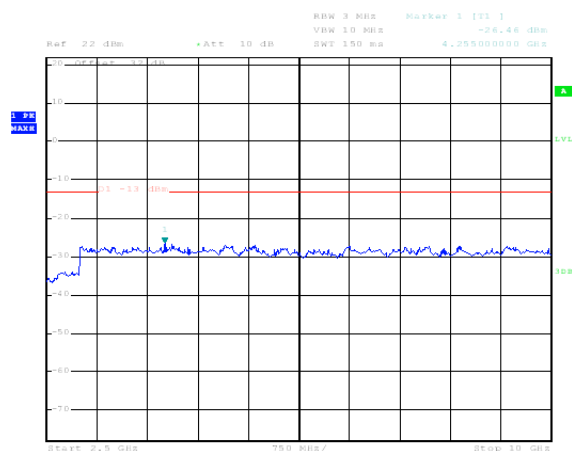
WCDMA Conducted RF Emission Test Data cont'd

Figure 1-5b: Band 5, Spurious Conducted Emissions, High Channel



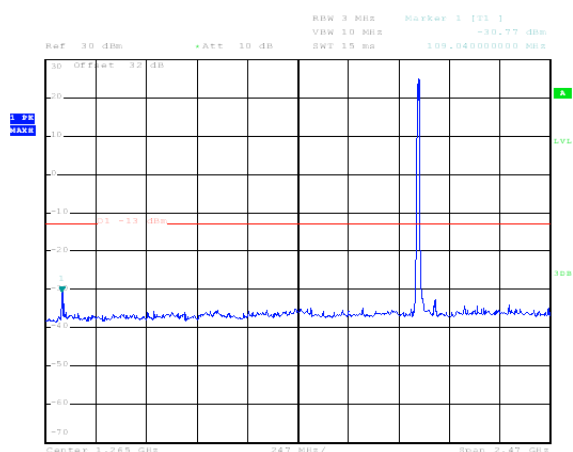
Date: 27.MAR.2013 14:15:28

Figure 1-6b: Band 5, Spurious Conducted Emissions, High Channel



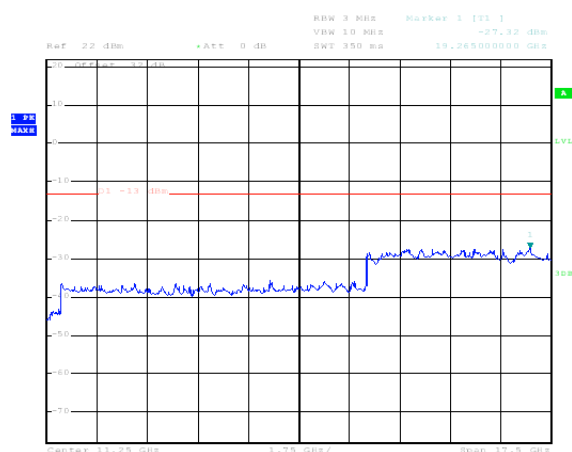
Date: 27.MAR.2013 14:14:35

Figure 1-7b: BAND 2 Spurious Conducted Emissions, Low Channel




Date: 27.MAR.2013 14:08:26

Figure 1-8b: BAND 2, Spurious Conducted Emissions, Low Channel

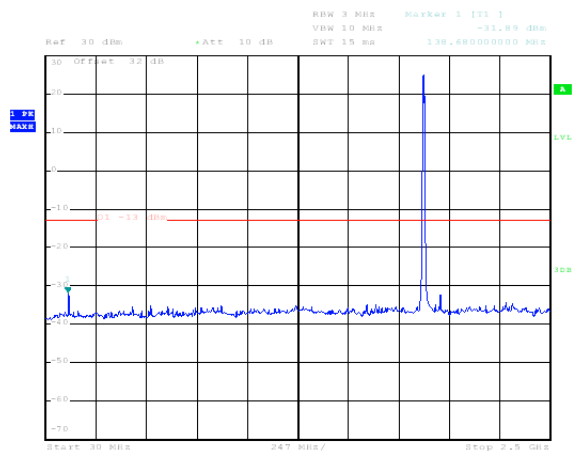


Date: 27.MAR.2013 14:10:26

	EMI Test Report for the BlackBerry® smartphone Model RFS121LW APPENDIX 2A	
Test Report No.: RTS-6036-1303-30	Dates of Test: February 26 to April 24, 2013	FCC ID: L6ARFS120LW IC: 2503A-RFS120LW

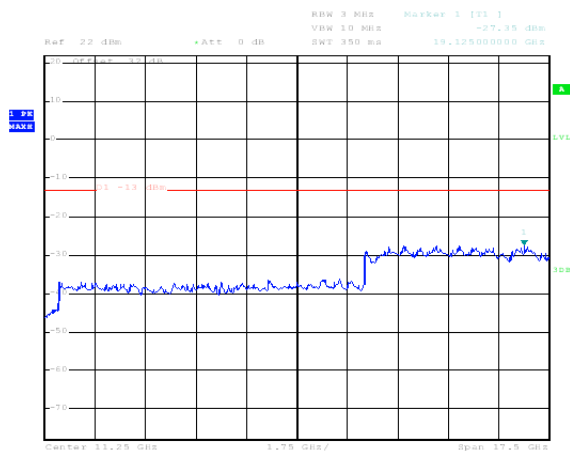
WCDMA Conducted RF Emission Test Data cont'd

Figure 1-9b: BAND 2, Spurious Conducted Emissions, Middle Channel



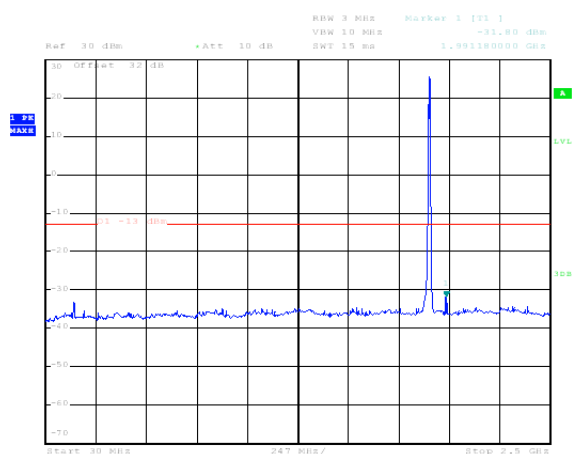
Date: 27.MAR.2013 14:07:51

Figure 1-10b: BAND 2, Spurious Conducted Emissions, Middle Channel



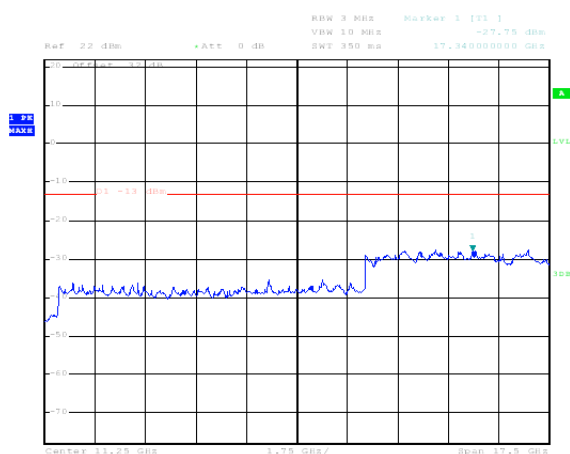
Date: 27.MAR.2013 14:10:53

Figure 1-11b: BAND 2, Spurious Conducted Emissions, High Channel




Date: 27.MAR.2013 14:06:37

Figure 1-12b: BAND 2, Spurious Conducted Emissions, High Channel



Date: 27.MAR.2013 14:11:24

	EMI Test Report for the BlackBerry® smartphone Model RFS121LW APPENDIX 2A	
Test Report No.: RTS-6036-1303-30	Dates of Test: February 26 to April 24, 2013	FCC ID: L6ARFS120LW IC: 2503A-RFS120LW

WCDMA Conducted RF Emission Test Data cont'd

Figure 1-13b: Occupied Bandwidth, Band 5 Low Channel

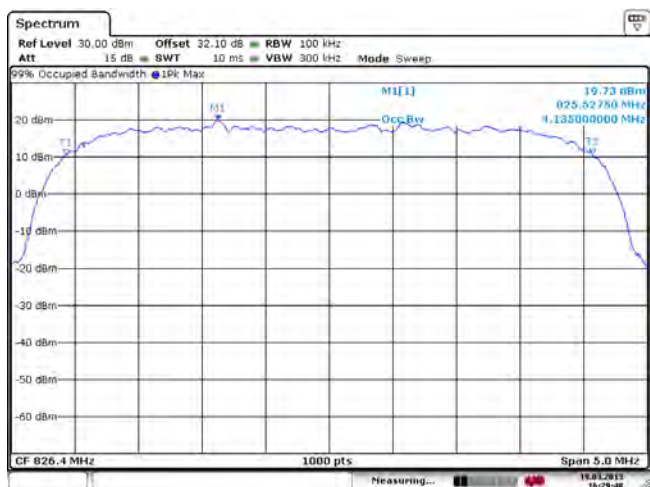


Figure 1-14b: Occupied Bandwidth, Band 5 Middle Channel

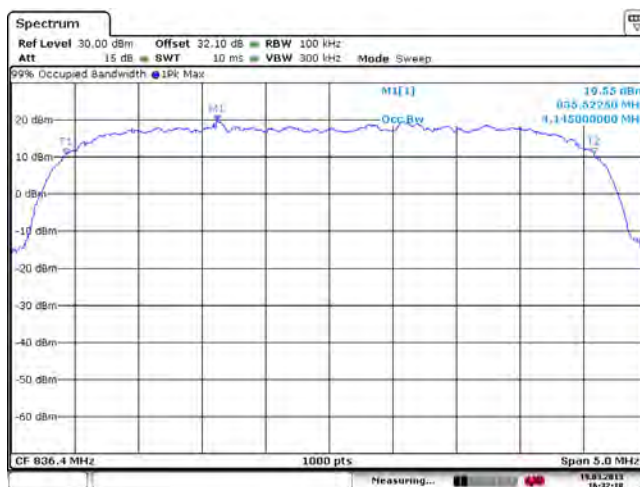


Figure 1-15b: Occupied Bandwidth, Band 5 High Channel

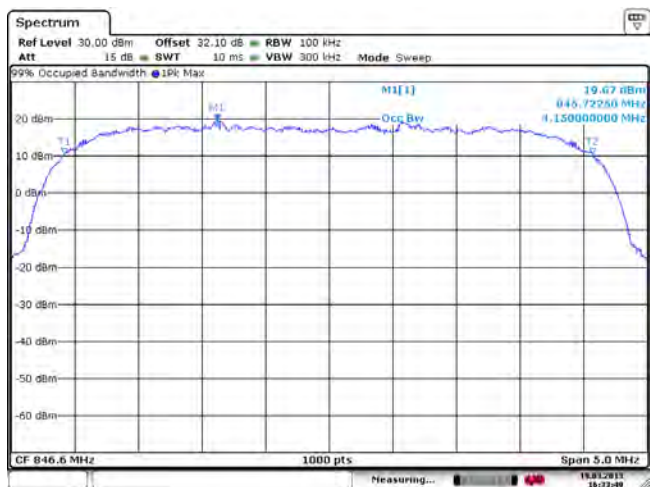
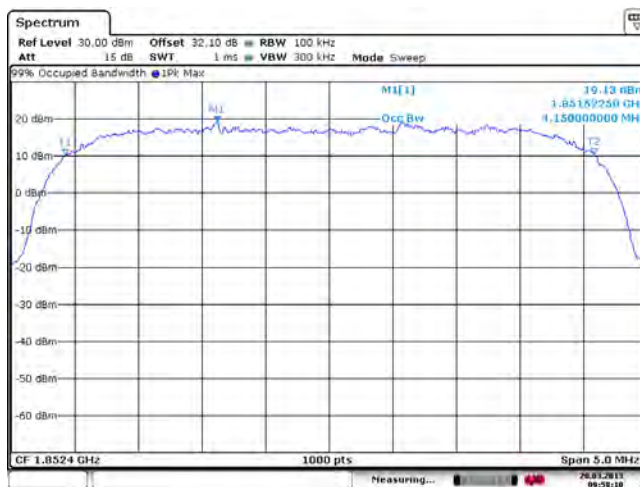



Figure 1-16b: Occupied Bandwidth, Band 2 Low Channel



	EMI Test Report for the BlackBerry® smartphone Model RFS121LW APPENDIX 2A	
Test Report No.: RTS-6036-1303-30	Dates of Test: February 26 to April 24, 2013	FCC ID: L6ARFS120LW IC: 2503A-RFS120LW

WCDMA Conducted RF Emission Test Data cont'd

Figure 1-17b: Occupied Bandwidth, Band 2 Middle Channel

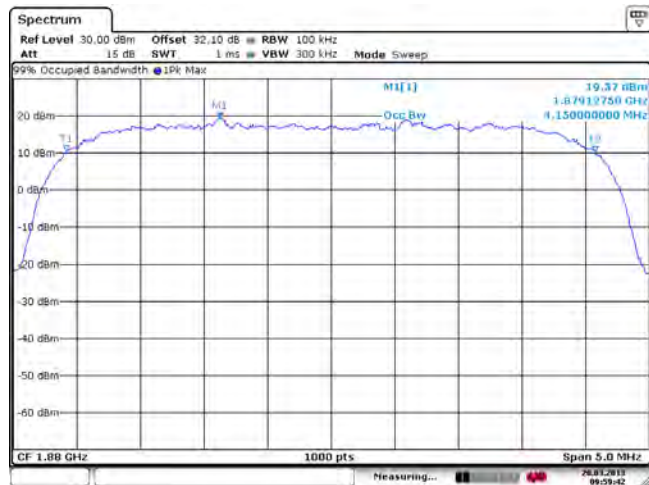


Figure 1-18b: Occupied Bandwidth, Band 2 High Channel

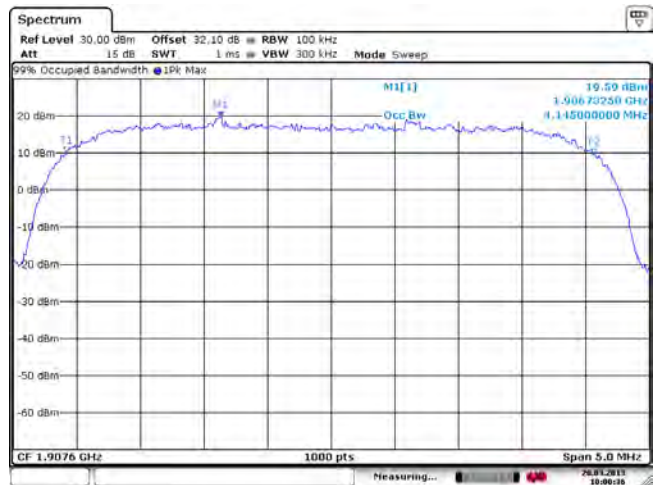
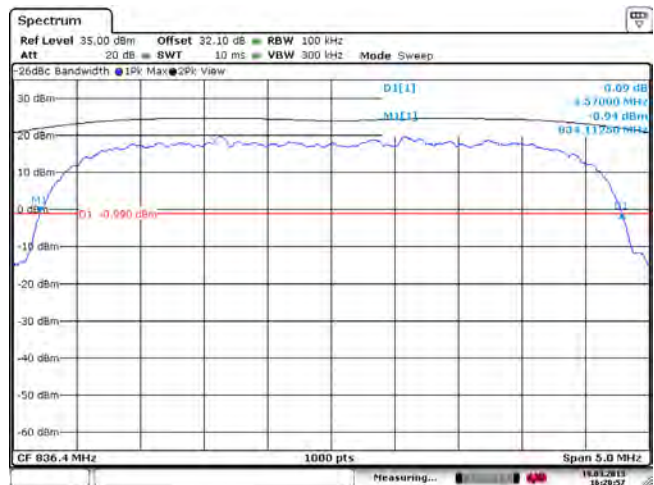



Figure 1-19b: -26 dBc Bandwidth, Band 5 Low Channel



Figure 1-20b: -26 dBc Bandwidth, Band 5 Middle Channel



	EMI Test Report for the BlackBerry® smartphone Model RFS121LW APPENDIX 2A	
Test Report No.: RTS-6036-1303-30	Dates of Test: February 26 to April 24, 2013	FCC ID: L6ARFS120LW IC: 2503A-RFS120LW

WCDMA Conducted RF Emission Test Data cont'd

Figure 1-21b: -26 dBc Bandwidth, Band 5 High Channel

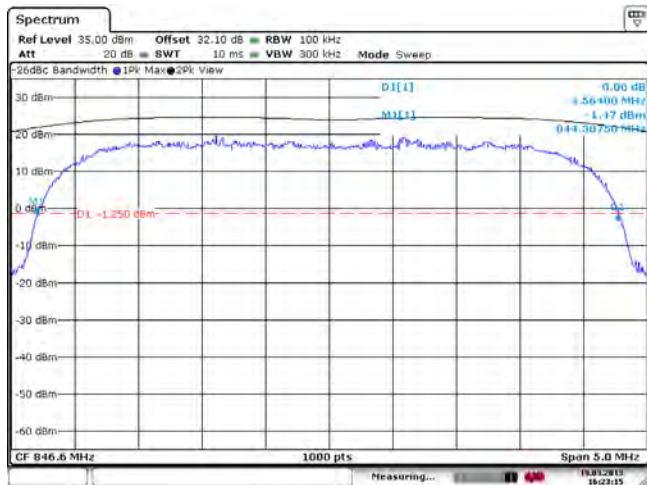


Figure 1-22b: -26 dBc Bandwidth, Band 2 Low Channel

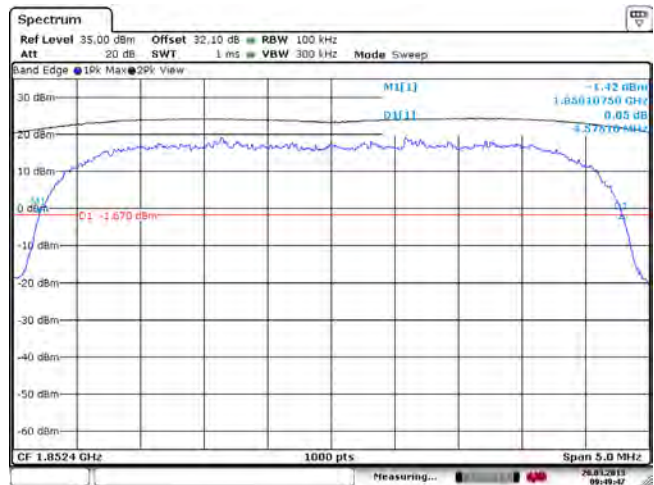


Figure 1-23b: -26 dBc Bandwidth, Band 2 Middle Channel

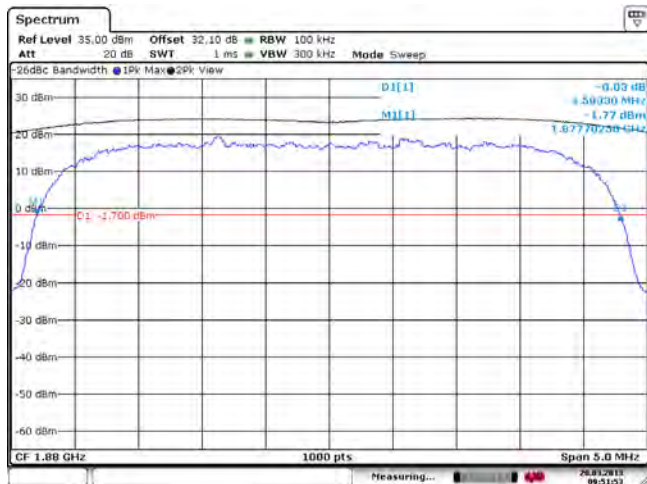
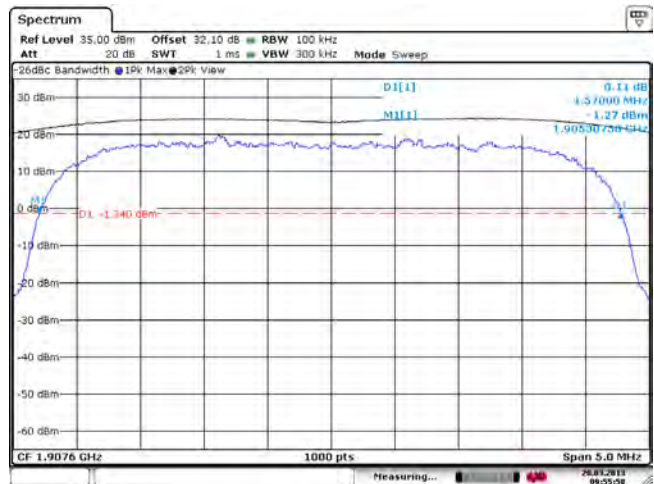



Figure 1-24b: -26 dBc Bandwidth, Band 2 High Channel



	EMI Test Report for the BlackBerry® smartphone Model RFS121LW APPENDIX 2A	
Test Report No.: RTS-6036-1303-30	Dates of Test: February 26 to April 24, 2013	FCC ID: L6ARFS120LW IC: 2503A-RFS120LW

WCDMA Conducted RF Emission Test Data cont'd

Figure 1-25b: Band 5 Low Channel Mask

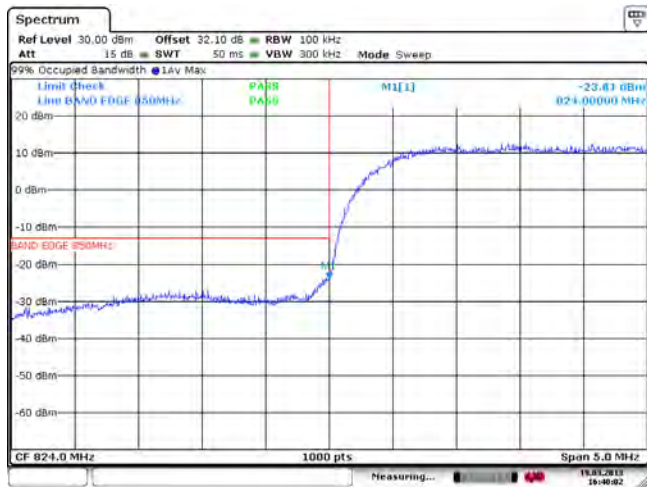


Figure 1-26b: Band 5 High Channel Mask

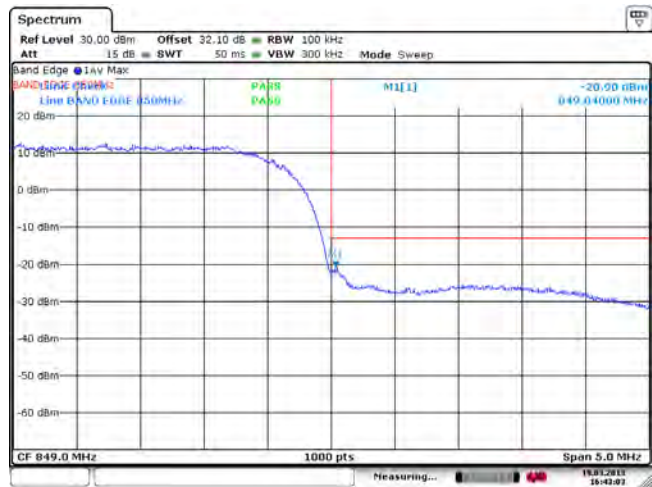


Figure 1-27b: Band 2 Low Channel Mask

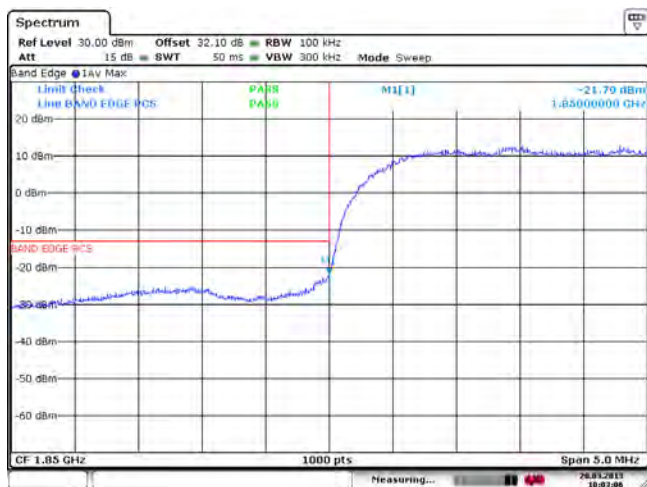
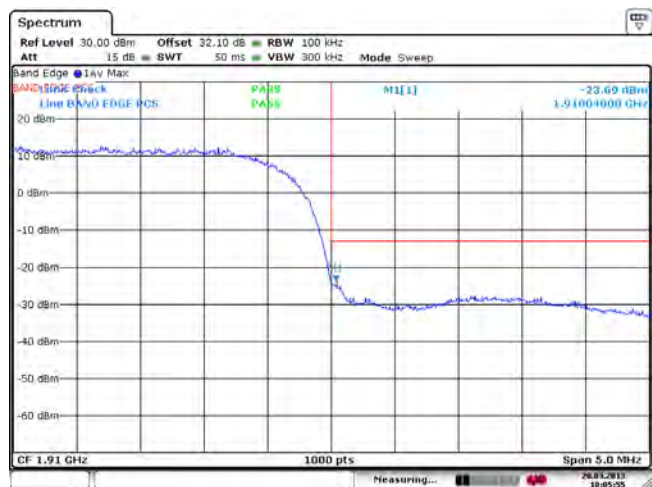



Figure 1-28b: Band 2 High Channel Mask



	EMI Test Report for the BlackBerry® smartphone Model RFS121LW APPENDIX 2A	
Test Report No.: RTS-6036-1303-30	Dates of Test: February 26 to April 24, 2013	FCC ID: L6ARFS120LW IC: 2503A-RFS120LW

WCDMA Conducted RF Emission Test Data cont'd

Figure 1-29b: Band 2, PAR Low Channel

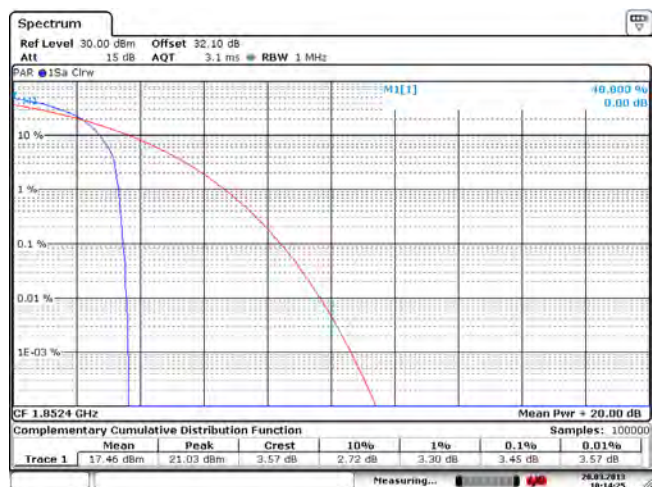


Figure 1-30b: Band 2, PAR Mid Channel

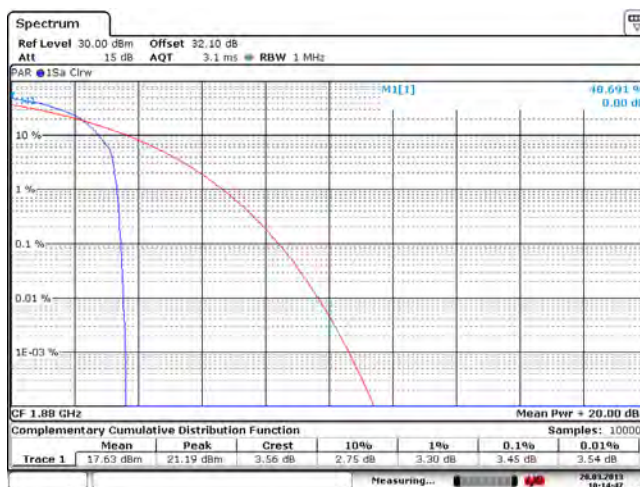
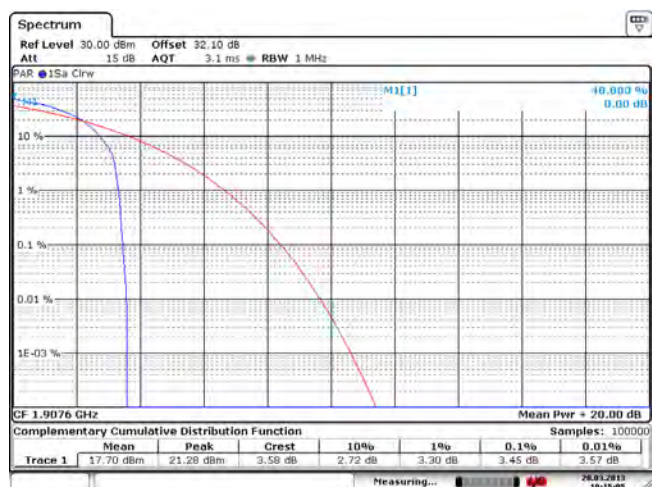



Figure 1-31b: Band 2, PAR High Channel



	EMI Test Report for the BlackBerry® smartphone Model RFS121LW APPENDIX 2A	
Test Report No.: RTS-6036-1303-30	Dates of Test: February 26 to April 24, 2013	FCC ID: L6ARFS120LW IC: 2503A-RFS120LW

WCDMA Conducted RF Emission Test Data cont'd

The conducted spurious emissions – As per 47 CFR 2.1051, CFR 24.238(a), CFR 22 Subpart H, RSS-132 and RSS - 133 were measured from 10 MHz to 20 GHz.

Date of Test: March 19 - 27, 2013

The environmental test conditions were: Temperature: 22.0 – 23.4 °C
Relative Humidity: 19.7 – 26.1 %

Test Data for WCDMA Band 5 / 2 selected Frequencies in HSUPA mode

WCDMA Band 5 Frequency (MHz)	99% Occupied Bandwidth (MHz)
826.400	4.135
836.400	4.155
846.600	4.155

WCDMA Band 2 Frequency (MHz)	99% Occupied Bandwidth (MHz)
1852.400	4.165
1880.000	4.160
1907.600	4.155


Measurement Plots for WCDMA Band 5 and WCDMA Band 2 in HSUPA mode

Refer to the following measurement plots for more detail:

See Figures 1-32b to 1-43b for the plots of the conducted spurious emissions.

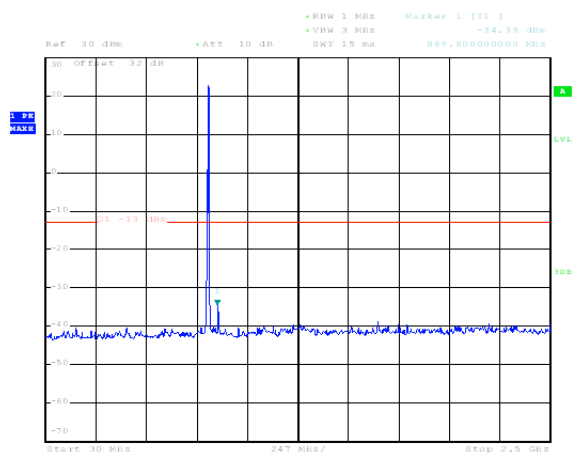
See Figures 1-44b to 1-49b for the plots of 99% Occupied Bandwidth.

See Figures 1-50b to 1-53b for the plots of the Channel mask.

	EMI Test Report for the BlackBerry® smartphone Model RFS121LW APPENDIX 2A	
Test Report No.: RTS-6036-1303-30	Dates of Test: February 26 to April 24, 2013	FCC ID: L6ARFS120LW IC: 2503A-RFS120LW

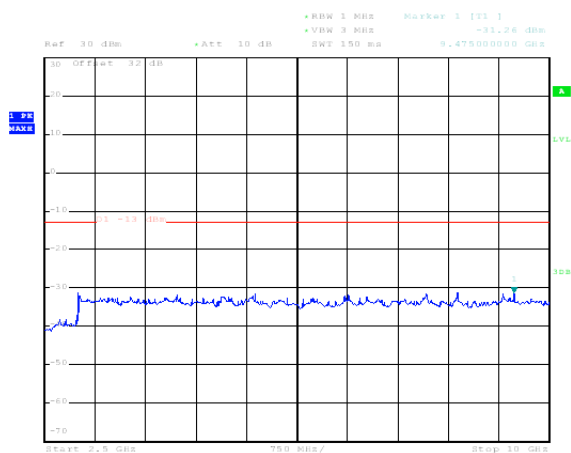
WCDMA Conducted RF Emission Test Data cont'd

Figure 1-32b: Band 5 HSUPA, Spurious Conducted Emissions, Low channel



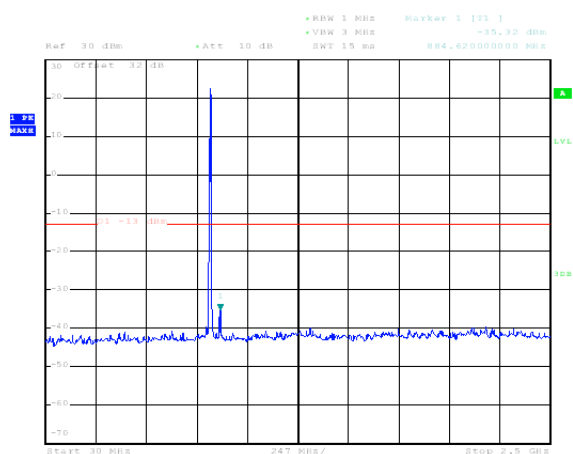
Date: 28.MAR.2013 10:49:37

Figure 1-33b: Band 5 HSUPA, Spurious Conducted Emissions, Low channel



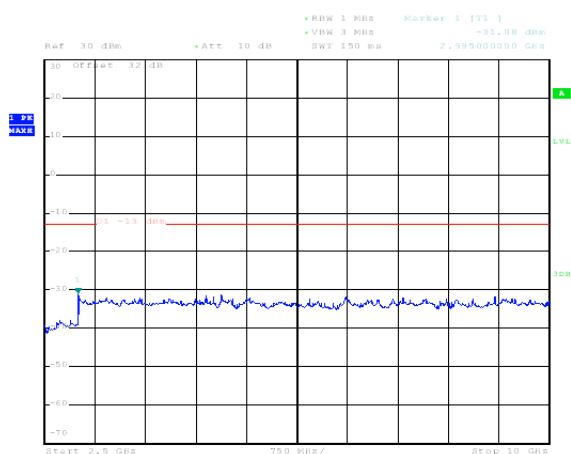
Date: 28.MAR.2013 10:45:22

Figure 1-34b: Band 5 HSUPA, Spurious Conducted Emissions, Middle channel




Date: 28.MAR.2013 10:48:55

Figure 1-35b: Band 5 HSUPA, Spurious Conducted Emissions, Middle channel

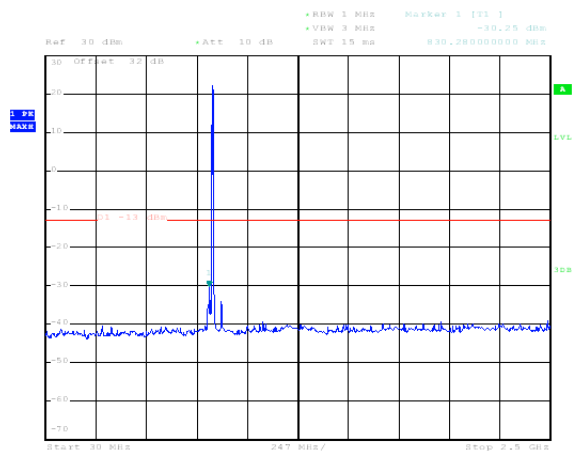


Date: 28.MAR.2013 10:47:00

	EMI Test Report for the BlackBerry® smartphone Model RFS121LW APPENDIX 2A	
Test Report No.: RTS-6036-1303-30	Dates of Test: February 26 to April 24, 2013	FCC ID: L6ARFS120LW IC: 2503A-RFS120LW

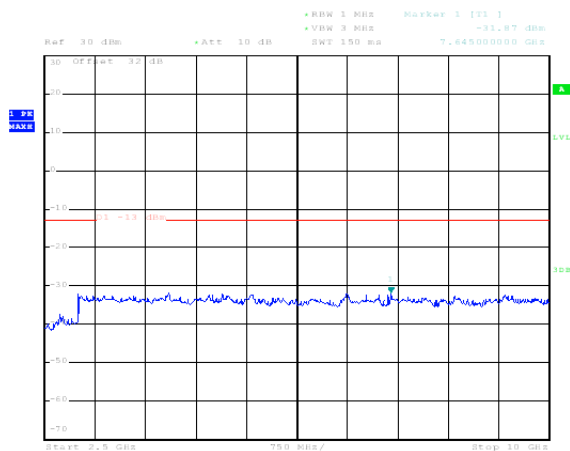
WCDMA Conducted RF Emission Test Data cont'd

Figure 1-36b: Band 5 HSUPA, Spurious Conducted Emissions, High Channel



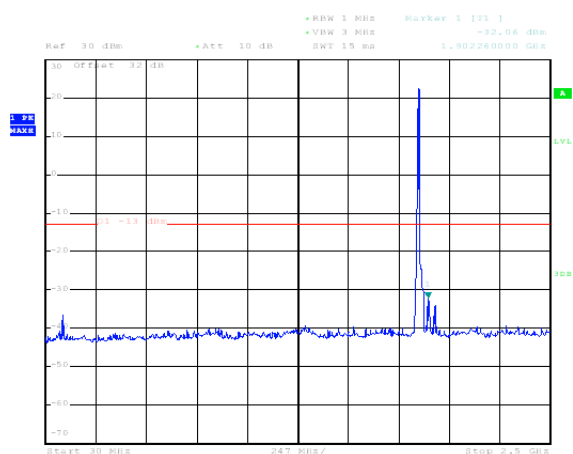
Date: 28.MAR.2013 10:48:31

Figure 1-37b: Band 5 HSUPA, Spurious Conducted Emissions, High Channel



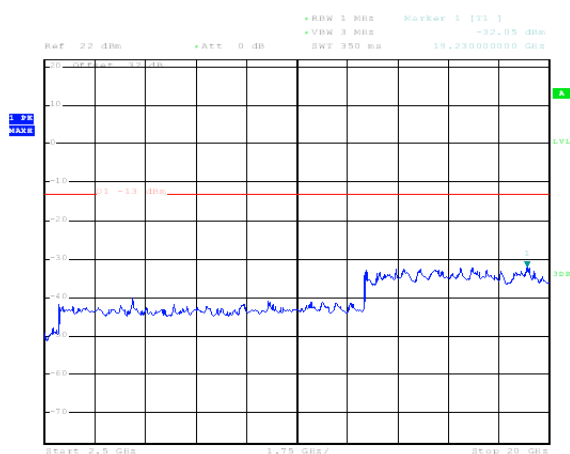
Date: 28.MAR.2013 10:47:40

Figure 1-38b: Band 2 HSUPA, Spurious Conducted Emissions, Low Channel




Date: 28.MAR.2013 10:52:16

Figure 1-39b: Band 2 HSUPA, Spurious Conducted Emissions, Low Channel

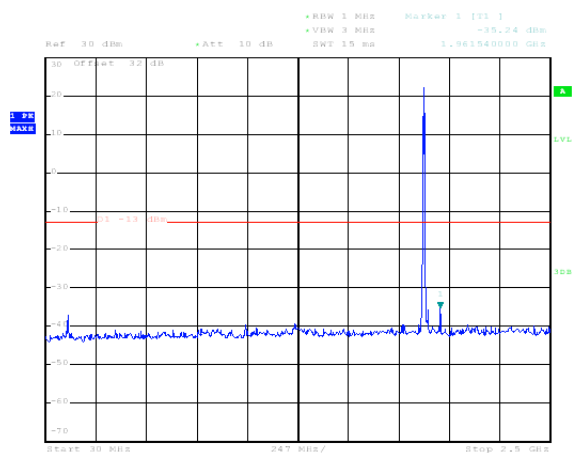


Date: 28.MAR.2013 10:53:14

	EMI Test Report for the BlackBerry® smartphone Model RFS121LW APPENDIX 2A	
Test Report No.: RTS-6036-1303-30	Dates of Test: February 26 to April 24, 2013	FCC ID: L6ARFS120LW IC: 2503A-RFS120LW

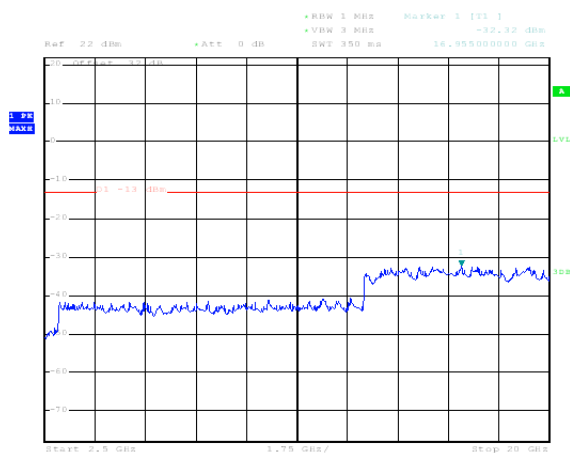
WCDMA Conducted RF Emission Test Data cont'd

Figure 1-40b: Band 2 HSUPA, Spurious Conducted Emissions, Middle Channel



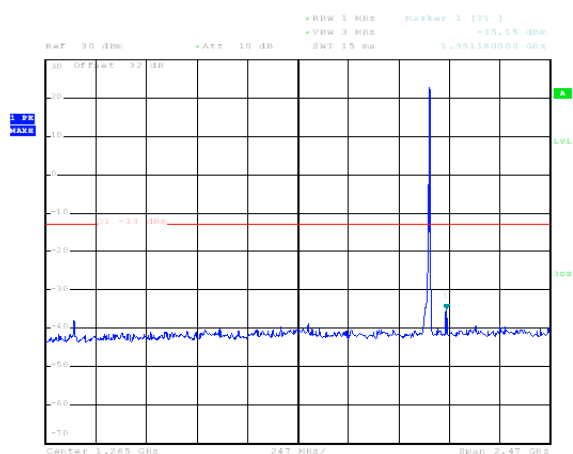
Date: 28.MAR.2013 10:51:27

Figure 1-41b: Band 2 HSUPA, Spurious Conducted Emissions, Middle Channel



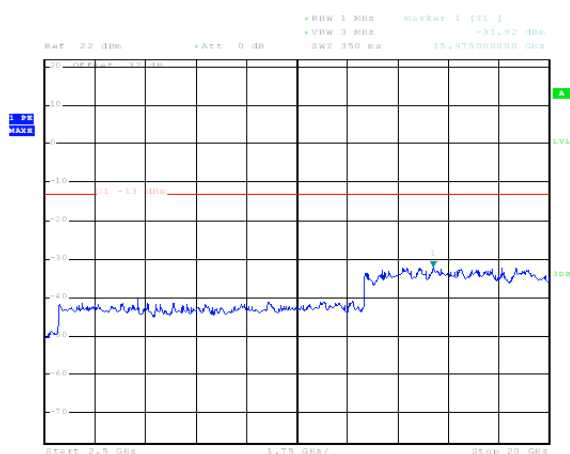
Date: 28.MAR.2013 10:53:54

Figure 1-42b: Band 2 HSUPA, Spurious Conducted Emissions, High Channel




Date: 28.MAR.2013 10:50:53

Figure 1-43b: Band 2 HSUPA, Spurious Conducted Emissions, High Channel

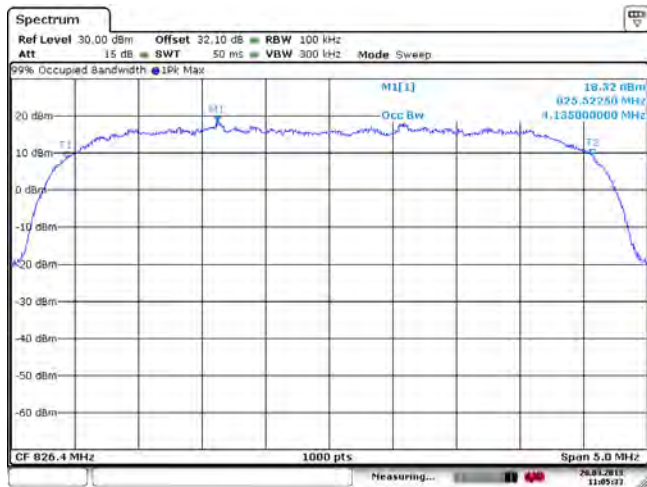


Date: 28.MAR.2013 10:55:05

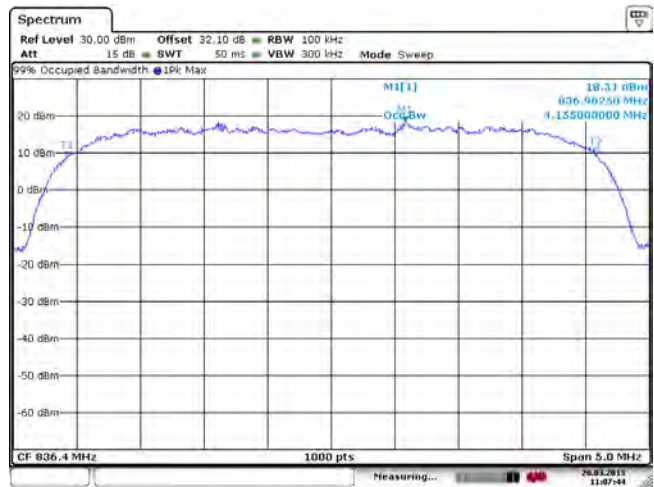
	EMI Test Report for the BlackBerry® smartphone Model RFS121LW APPENDIX 2A	
Test Report No.: RTS-6036-1303-30	Dates of Test: February 26 to April 24, 2013	FCC ID: L6ARFS120LW IC: 2503A-RFS120LW

WCDMA Conducted RF Emission Test Data cont'd

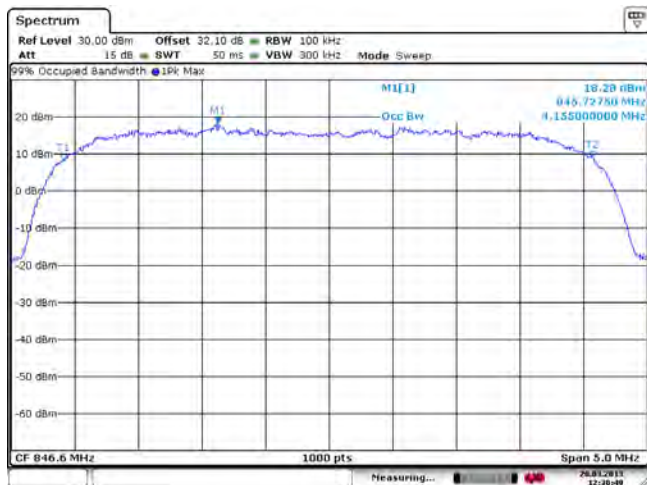
**Figure 1-44b: Occupied Bandwidth, Band 5
HSUPA Low Channel**



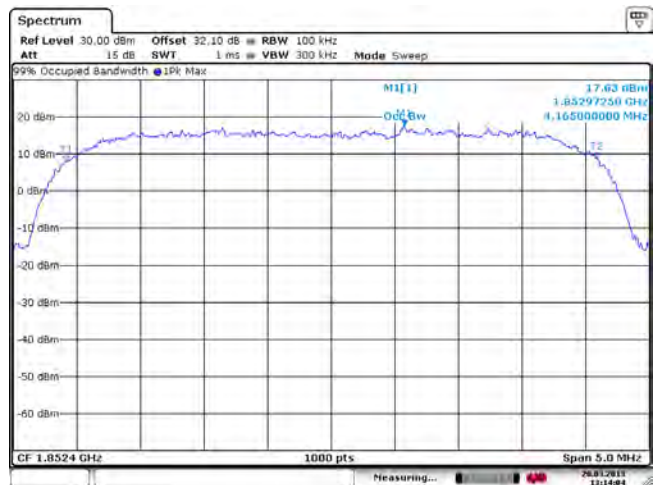
**Figure 1-45b: Occupied Bandwidth, Band 5
HSUPA Middle Channel**




**Figure 1-46b: Occupied Bandwidth, Band 5
HSUPA High Channel**



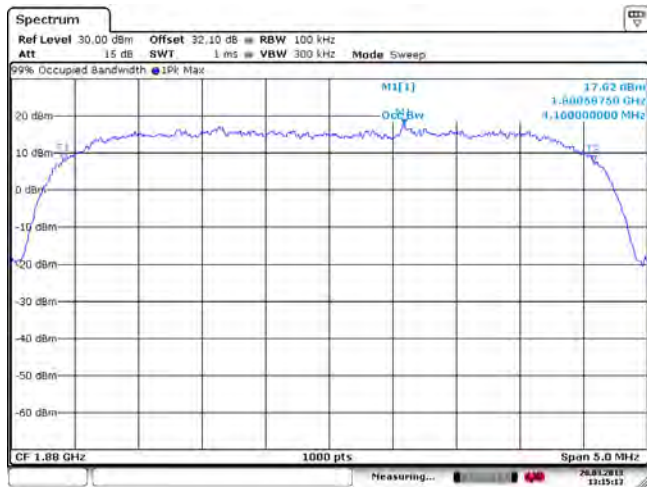
**Figure 1-47b: Occupied Bandwidth, Band 2
HSUPA Low Channel**



	EMI Test Report for the BlackBerry® smartphone Model RFS121LW APPENDIX 2A	
Test Report No.: RTS-6036-1303-30	Dates of Test: February 26 to April 24, 2013	FCC ID: L6ARFS120LW IC: 2503A-RFS120LW

WCDMA Conducted RF Emission Test Data cont'd

**Figure 1-48b: Occupied Bandwidth, Band 2
HSUPA Middle Channel**



**Figure 1-49b: Occupied Bandwidth, Band 2
HSUPA High Channel**

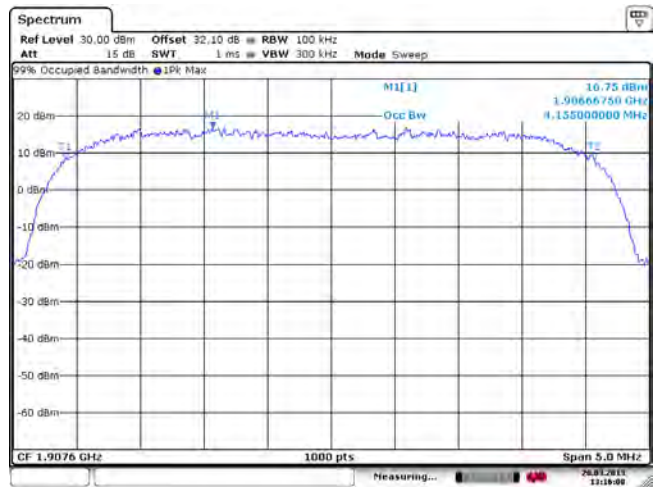


Figure 1-50b: Band 5 , HSUPA Low Channel Mask

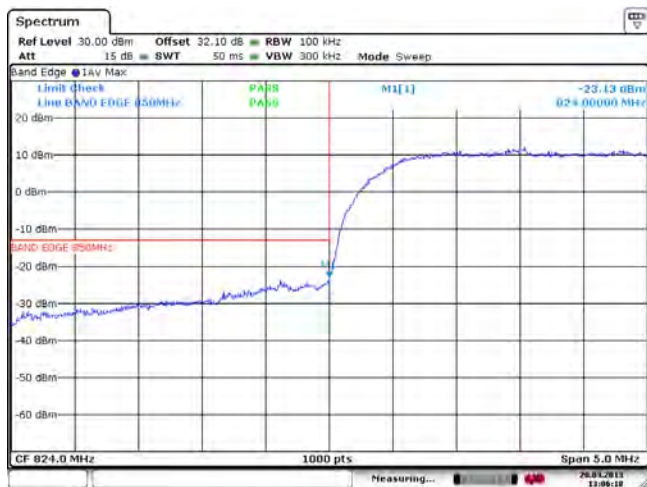
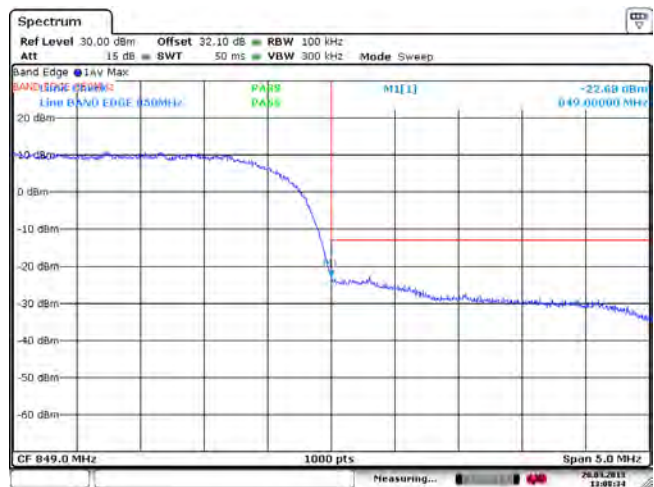



Figure 1-51b: Band 5 , HSUPA High Channel Mask



	EMI Test Report for the BlackBerry® smartphone Model RFS121LW APPENDIX 2A	
Test Report No.: RTS-6036-1303-30	Dates of Test: February 26 to April 24, 2013	FCC ID: L6ARFS120LW IC: 2503A-RFS120LW

WCDMA Conducted RF Emission Test Data cont'd

Figure 1-52b: Band 2, HSUPA Low Channel Mask

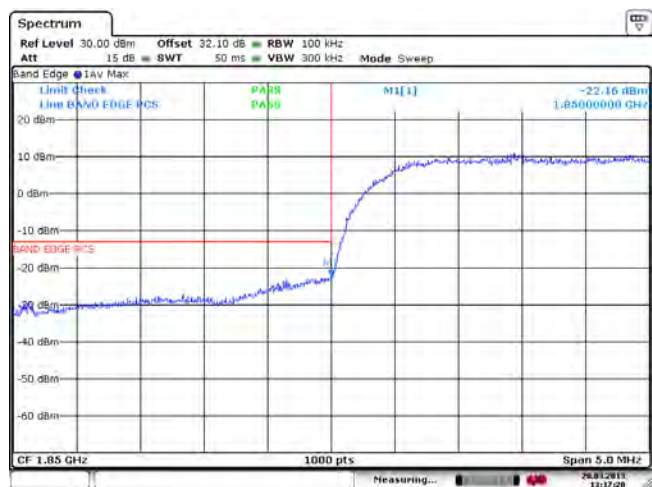
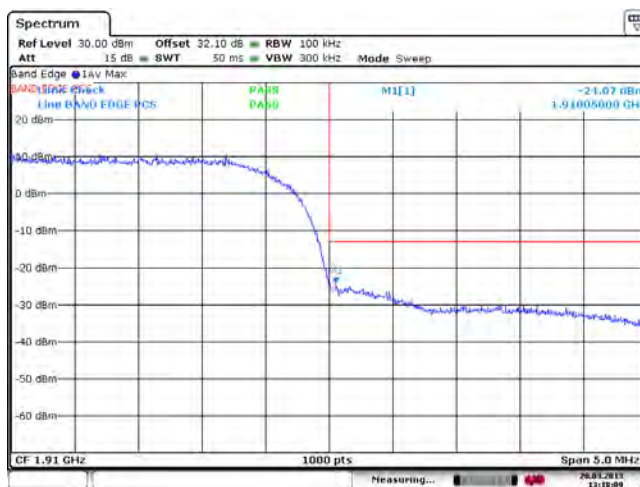



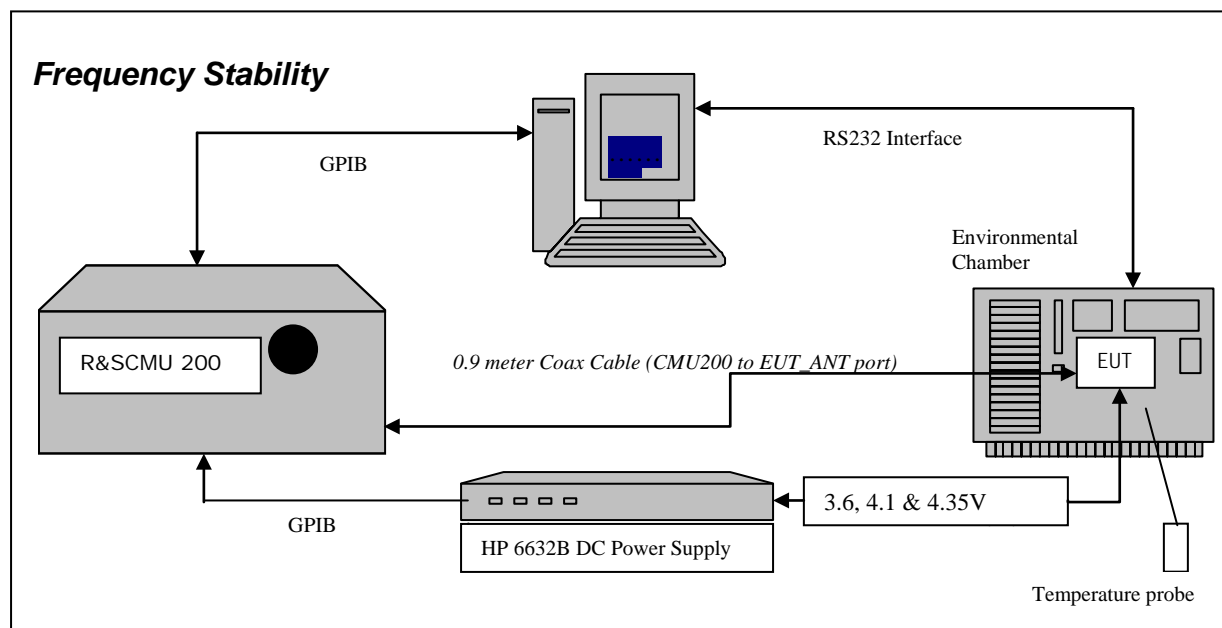
Figure 1-53b: Band 2, HSUPA High Channel Mask



APPENDIX 2B – WCDMA Band 5/2 FREQUENCY STABILITY TEST DATA

	EMI Test Report for the BlackBerry® smartphone Model RFS121LW APPENDIX 2B	
Test Report No.: RTS-6036-1303-30	Dates of Test: February 26 to April 24, 2013	FCC ID: L6ARFS120LW IC: 2503A-RFS120LW

WCDMA Frequency Stability Test Data



The following measurements were performed by Berkin Can.

CFR 47 Chapter 1 - Federal Communications Commission Rules

Part 2 Required Measurements

2.1055 Frequency Stability - Procedures

(a,b) Frequency Stability - Temperature Variation


(d) Frequency Stability - Voltage Variation

24.235 *Frequency Stability.*

The frequency stability shall be sufficient to ensure that the fundamental emission stays within the authorized frequency block.

The EUT meets the requirements as stated in CFR 47 chapter 1, Section 27.54, CFR 47 and RSS-139, 6.3 Frequency Stability.

Frequency Stability measurement devices were configured as presented in the block diagram recording frequency, power, data, temperatures, and stepped voltages controlled via a GPIB interface linked to the Environmental chamber, a DC power supply, and the Communications Test Set. A 0.9-metre coax cable was calibrated to characterize the insertion loss for the transmitted frequencies between the RF input/output of the CMU 200 and the EUT antenna port.

	EMI Test Report for the BlackBerry® smartphone Model RFS121LW APPENDIX 2B	
Test Report No.: RTS-6036-1303-30	Dates of Test: February 26 to April 24, 2013	FCC ID: L6ARFS120LW IC: 2503A-RFS120LW

Test Setup:

The EUT was placed in the Temperature chamber and connected to CMU 200 outside as shown in the figure above. Dry air was pumped inside the temperature chamber to maintain a backpressure during the test. The EUT was kept in the off condition at all times except when the following measurements were to be made.


The chamber was switched on and the temperature was set to -30°C. After the chamber stabilized at -30 °C there was a soak period of one hour to alleviate moisture in the chamber, the EUT voltage was enabled. The system software recorded the frequency, power, and associated measurements.

A Computer system controlled the automated software. This application was given the command of activating all machines intrinsic to the temperature and voltage tests controlling the CMU 200 via the GPIB Bus. The Environmental Chamber was instructed through an RS-232 serial line. The EUT dialogue was passed through a serial connection.

The EUT repetitively transmitted 100 bursts for each set of programmed parameters recording temperature, voltage settings, and systematically selected frequencies. The power supply was cycled from minimum voltage 3.6 volts, 4.1 volts and to 4.35 volts maximum voltage. The frequency error was measured at a maximum output power and recorded by the automated system test software.

The EUT output power and frequency was measured at 3.6 volts, 4.1 volts and 4.35 volts. The transmit frequency was varied in 3 steps consisting of 1852.4, 1880.0 and 1907.6 MHz for the WCDMA band 2. This frequency was recorded in MHz and deviation from nominal, in Parts Per Million.

After the initial one-hour soak at the beginning of the tests, a period of thirty minutes soak was initialized between each ascending temperature step, before proceeding to the next measurement test cycle.

	EMI Test Report for the BlackBerry® smartphone Model RFS121LW APPENDIX 2B	
Test Report No.: RTS-6036-1303-30	Dates of Test: February 26 to April 24, 2013	FCC ID: L6ARFS120LW IC: 2503A-RFS120LW

Procedure:

The test system software for commencing the Frequency Stability Tests carried through the following cycle.

1. Switch on the HP 6632B power supply; CMU 200 Communications test Set, and Environmental Chamber.
2. Start test program
3. Set the Temperature to –30°C and maintain a period of one- hour soak time, with the EUT supply voltage disabled.
4. Set power supply voltage to 3.6 volts.
5. Set up CMU 200 Radio Communication Tester.
6. Command the CMU 200 to switch to the low channel.
7. Enable the voltage to the EUT, and connect a link to the CMU 200 test set.
8. EUT is commanded to Transmit 100 Bursts.
9. Software logs the following data from the CMU 200, power supply and temperature chamber: Traffic Channel Number, Traffic Channel Frequency, Power Level, Chamber Temperature, Supply Voltage, Power and Frequency Error.
10. The CMU 200 commands the EUT to change frequency to the middle channel and high channel and repeats steps 7 to 9.
11. Repeat steps 5 to 10 changing the supply voltage to 4.1 Volts
12. Increase temperature by 10°C and soak for 1/2 hour.
13. Repeat steps 4 - 12 for temperatures –30°C to 60°C.
14. Repeat steps 5 to 10 changing the supply voltage to 4.35 volts

Procedure 5 to 10 was repeated at room temperature (20°C) with the power supply voltage set to 3.6, 4.1 and 4.35 volts

The maximum frequency error in the WCDMA band 5 measured was **0.0414 PPM**.
The maximum frequency error in the WCDMA band 2 measured was **-0.0084 PPM**.

EMI Test Report for the BlackBerry® smartphone Model RFS121LW
APPENDIX 2B

Test Report No.:
RTS-6036-1303-30

Dates of Test:
February 26 to April 24, 2013


FCC ID: L6ARFS120LW
IC: 2503A-RFS120LW

The environmental conditions were: Temperature: 22.0 - 23.4 °C
Humidity: 20.1 - 26.1 %

Traffic Channel Number	WCDMA Band 5 Frequency (MHz)	Voltage (Volts)	Temperature (Celsius)	Frequency Error (Hz)	PPM
4132	826.4	3.6	20	21.80	0.0264
4182	836.4	3.6	20	-4.04	-0.0048
4233	846.6	3.6	20	-3.58	-0.0042


Traffic Channel Number	WCDMA Band 5 Frequency (MHz)	Voltage (Volts)	Temperature (Celsius)	Frequency Error (Hz)	PPM
4132	826.4	4.1	20	-7.87	-0.0095
4182	836.4	4.1	20	24.45	0.0292
4233	846.6	4.1	20	-12.32	-0.0146

Traffic Channel Number	WCDMA Band 5 Frequency (MHz)	Voltage (Volts)	Temperature (Celsius)	Frequency Error (Hz)	PPM
4132	826.4	4.35	20	-5.09	-0.0062
4182	836.4	4.35	20	-9.05	-0.0108
4233	846.6	4.35	20	-3.57	-0.0042

	EMI Test Report for the BlackBerry® smartphone Model RFS121LW APPENDIX 2B	
Test Report No.: RTS-6036-1303-30	Dates of Test: February 26 to April 24, 2013	FCC ID: L6ARFS120LW IC: 2503A-RFS120LW


WCDMA Band 5 Results: channel 4132 @ maximum transmitted power

Traffic Channel Number	Frequency (MHz)	Voltage (Volts)	Temperature (Celsius)	Frequency Error (Hz)	PPM
4132	826.4	3.6	-30	-8.95	-0.0108
4132	826.4	3.6	-20	-1.06	-0.0013
4132	826.4	3.6	-10	12.07	0.0146
4132	826.4	3.6	0	-3.38	-0.0041
4132	826.4	3.6	10	-4.55	-0.0055
4132	826.4	3.6	20	21.80	0.0264
4132	826.4	3.6	30	-12.02	-0.0145
4132	826.4	3.6	40	19.64	0.0238
4132	826.4	3.6	50	21.06	0.0255
4132	826.4	3.6	60	-1.79	-0.0022
Traffic Channel Number	Frequency (MHz)	Voltage (Volts)	Temperature (Celsius)	Frequency Error (Hz)	PPM
4132	826.4	4.1	-30	18.78	0.0227
4132	826.4	4.1	-20	-2.44	-0.0030
4132	826.4	4.1	-10	-8.57	-0.0104
4132	826.4	4.1	0	-2.31	-0.0028
4132	826.4	4.1	10	20.63	0.0250
4132	826.4	4.1	20	-7.87	-0.0095
4132	826.4	4.1	30	-1.69	-0.0020
4132	826.4	4.1	40	0.62	0.0008
4132	826.4	4.1	50	-4.06	-0.0049
4132	826.4	4.1	60	26.54	0.0321
Traffic Channel Number	Frequency (MHz)	Voltage (Volts)	Temperature (Celsius)	Frequency Error (Hz)	PPM
4132	826.4	4.35	-30	-13.70	-0.0166
4132	826.4	4.35	-20	-5.70	-0.0069
4132	826.4	4.35	-10	-0.58	-0.0007
4132	826.4	4.35	0	-4.76	-0.0058
4132	826.4	4.35	10	20.67	0.0250
4132	826.4	4.35	20	-5.09	-0.0062
4132	826.4	4.35	30	10.02	0.0121
4132	826.4	4.35	40	17.62	0.0213
4132	826.4	4.35	50	23.60	0.0286
4132	826.4	4.35	60	-2.34	-0.0028

	EMI Test Report for the BlackBerry® smartphone Model RFS121LW APPENDIX 2B	
Test Report No.: RTS-6036-1303-30	Dates of Test: February 26 to April 24, 2013	FCC ID: L6ARFS120LW IC: 2503A-RFS120LW


WCDMA Band 5 Results: channel 4182 @ maximum transmitted power

Traffic Channel Number	Frequency (MHz)	Voltage (Volts)	Temperature (Celsius)	Frequency Error (Hz)	PPM
4182	836.4	3.6	-30	15.32	0.0183
4182	836.4	3.6	-20	18.93	0.0226
4182	836.4	3.6	-10	-5.78	-0.0069
4182	836.4	3.6	0	23.90	0.0286
4182	836.4	3.6	10	15.45	0.0185
4182	836.4	3.6	20	-4.04	-0.0048
4182	836.4	3.6	30	21.92	0.0262
4182	836.4	3.6	40	4.79	0.0057
4182	836.4	3.6	50	2.70	0.0032
4182	836.4	3.6	60	34.64	0.0414
Traffic Channel Number	Frequency (MHz)	Voltage (Volts)	Temperature (Celsius)	Frequency Error (Hz)	PPM
4182	836.4	4.1	-30	11.71	0.0140
4182	836.4	4.1	-20	-5.76	-0.0069
4182	836.4	4.1	-10	-4.82	-0.0058
4182	836.4	4.1	0	19.95	0.0239
4182	836.4	4.1	10	-5.39	-0.0064
4182	836.4	4.1	20	24.45	0.0292
4182	836.4	4.1	30	14.51	0.0173
4182	836.4	4.1	40	20.26	0.0242
4182	836.4	4.1	50	19.88	0.0238
4182	836.4	4.1	60	-7.18	-0.0086
Traffic Channel Number	Frequency (MHz)	Voltage (Volts)	Temperature (Celsius)	Frequency Error (Hz)	PPM
4182	836.4	4.35	-30	12.25	0.0146
4182	836.4	4.35	-20	13.73	0.0164
4182	836.4	4.35	-10	15.62	0.0187
4182	836.4	4.35	0	18.03	0.0216
4182	836.4	4.35	10	-6.01	-0.0072
4182	836.4	4.35	20	-9.05	-0.0108
4182	836.4	4.35	30	23.08	0.0276
4182	836.4	4.35	40	-1.70	-0.0020
4182	836.4	4.35	50	-3.17	-0.0038
4182	836.4	4.35	60	33.82	0.0404

	EMI Test Report for the BlackBerry® smartphone Model RFS121LW APPENDIX 2B	
Test Report No.: RTS-6036-1303-30	Dates of Test: February 26 to April 24, 2013	FCC ID: L6ARFS120LW IC: 2503A-RFS120LW

WCDMA Band 5 Results: channel 4233 @ maximum transmitted power

Traffic Channel Number	Frequency (MHz)	Voltage (Volts)	Temperature (Celsius)	Frequency Error (Hz)	PPM
4233	846.6	3.6	-30	15.36	0.0181
4233	846.6	3.6	-20	-4.05	-0.0048
4233	846.6	3.6	-10	-13.08	-0.0155
4233	846.6	3.6	0	18.25	0.0216
4233	846.6	3.6	10	-5.46	-0.0064
4233	846.6	3.6	20	-3.58	-0.0042
4233	846.6	3.6	30	13.63	0.0161
4233	846.6	3.6	40	18.20	0.0215
4233	846.6	3.6	50	24.96	0.0295
4233	846.6	3.6	60	-5.63	-0.0067
Traffic Channel Number	Frequency (MHz)	Voltage (Volts)	Temperature (Celsius)	Frequency Error (Hz)	PPM
4233	846.6	4.1	-30	18.53	0.0219
4233	846.6	4.1	-20	19.20	0.0227
4233	846.6	4.1	-10	20.86	0.0246
4233	846.6	4.1	0	23.27	0.0275
4233	846.6	4.1	10	17.10	0.0202
4233	846.6	4.1	20	-12.32	-0.0146
4233	846.6	4.1	30	-3.54	-0.0042
4233	846.6	4.1	40	-0.43	-0.0005
4233	846.6	4.1	50	-14.33	-0.0169
4233	846.6	4.1	60	-7.25	-0.0086
Traffic Channel Number	Frequency (MHz)	Voltage (Volts)	Temperature (Celsius)	Frequency Error (Hz)	PPM
4233	846.6	4.35	-30	-3.31	-0.0039
4233	846.6	4.35	-20	-4.07	-0.0048
4233	846.6	4.35	-10	16.31	0.0193
4233	846.6	4.35	0	20.88	0.0247
4233	846.6	4.35	10	19.85	0.0234
4233	846.6	4.35	20	-3.57	-0.0042
4233	846.6	4.35	30	17.83	0.0211
4233	846.6	4.35	40	-4.54	-0.0054
4233	846.6	4.35	50	-1.86	-0.0022
4233	846.6	4.35	60	-6.11	-0.0072


	EMI Test Report for the BlackBerry® smartphone Model RFS121LW APPENDIX 2B	
Test Report No.: RTS-6036-1303-30	Dates of Test: February 26 to April 24, 2013	FCC ID: L6ARFS120LW IC: 2503A-RFS120LW

WCDMA Band 2 results: channels 9262, 9400, & 9538 @ 20°C maximum transmitted power

Traffic Channel Number	WCDMA1900 Frequency (MHz)	Voltage (Volts)	Temperature (Celsius)	Frequency Error (Hz)	PPM
9262	1852.40	3.6	20	-11.89	-0.0064
9400	1880.00	3.6	20	-10.85	-0.0058
9538	1907.60	3.6	20	-7.71	-0.0040

Traffic Channel Number	WCDMA1900 Frequency (MHz)	Voltage (Volts)	Temperature (Celsius)	Frequency Error (Hz)	PPM
9262	1852.40	4.1	20	-8.95	-0.0048
9400	1880.00	4.1	20	-13.45	-0.0072
9538	1907.60	4.1	20	-6.60	-0.0035

Traffic Channel Number	WCDMA1900 Frequency (MHz)	Voltage (Volts)	Temperature (Celsius)	Frequency Error (Hz)	PPM
9262	1852.40	4.35	20	-6.29	-0.0034
9400	1880.00	4.35	20	-5.44	-0.0029
9538	1907.60	4.35	20	-9.87	-0.0052

	EMI Test Report for the BlackBerry® smartphone Model RFS121LW APPENDIX 2B	
Test Report No.: RTS-6036-1303-30	Dates of Test: February 26 to April 24, 2013	FCC ID: L6ARFS120LW IC: 2503A-RFS120LW

WCDMA Band 2 Results: channel 9262 @ maximum transmitted power

Traffic Channel Number	Frequency (MHz)	Voltage (Volts)	Temperature (Celsius)	Frequency Error (Hz)	PPM
9262	1852.40	3.6	-30	-4.09	-0.0022
9262	1852.40	3.6	-20	-3.16	-0.0017
9262	1852.40	3.6	-10	-3.01	-0.0016
9262	1852.40	3.6	0	-2.00	-0.0011
9262	1852.40	3.6	10	-2.26	-0.0012
9262	1852.40	3.6	20	-11.89	-0.0064
9262	1852.40	3.6	30	-11.58	-0.0063
9262	1852.40	3.6	40	-11.11	-0.0060
9262	1852.40	3.6	50	-10.44	-0.0056
9262	1852.40	3.6	60	-11.20	-0.0060
Traffic Channel Number	Frequency (MHz)	Voltage (Volts)	Temperature (Celsius)	Frequency Error (Hz)	PPM
9262	1852.40	4.1	-30	-0.21	-0.0001
9262	1852.40	4.1	-20	-3.25	-0.0018
9262	1852.40	4.1	-10	-2.87	-0.0015
9262	1852.40	4.1	0	-0.01	0.0000
9262	1852.40	4.1	10	-0.63	-0.0003
9262	1852.40	4.1	20	-8.95	-0.0048
9262	1852.40	4.1	30	-10.20	-0.0055
9262	1852.40	4.1	40	-10.75	-0.0058
9262	1852.40	4.1	50	-12.81	-0.0069
9262	1852.40	4.1	60	-7.81	-0.0042
Traffic Channel Number	Frequency (MHz)	Voltage (Volts)	Temperature (Celsius)	Frequency Error (Hz)	PPM
9262	1852.40	4.35	-30	-3.01	-0.0016
9262	1852.40	4.35	-20	-3.86	-0.0021
9262	1852.40	4.35	-10	-1.61	-0.0009
9262	1852.40	4.35	0	-2.55	-0.0014
9262	1852.40	4.35	10	-0.54	-0.0003
9262	1852.40	4.35	20	-6.29	-0.0034
9262	1852.40	4.35	30	-6.99	-0.0038
9262	1852.40	4.35	40	-7.43	-0.0040
9262	1852.40	4.35	50	-7.37	-0.0040
9262	1852.40	4.35	60	-9.74	-0.0053

Test Report No.:
RTS-6036-1303-30

Dates of Test:
February 26 to April 24, 2013

FCC ID: L6ARFS120LW
IC: 2503A-RFS120LW

WCDMA Band 2 Results: channel 9400 @ maximum transmitted power

Traffic Channel Number	Frequency (MHz)	Voltage (Volts)	Temperature (Celsius)	Frequency Error (Hz)	PPM
9400	1880.00	3.6	-30	-7.54	-0.0040
9400	1880.00	3.6	-20	-6.90	-0.0037
9400	1880.00	3.6	-10	-7.40	-0.0039
9400	1880.00	3.6	0	-8.57	-0.0046
9400	1880.00	3.6	10	-8.42	-0.0045
9400	1880.00	3.6	20	-10.85	-0.0058
9400	1880.00	3.6	30	-9.74	-0.0052
9400	1880.00	3.6	40	-13.98	-0.0074
9400	1880.00	3.6	50	-10.29	-0.0055
9400	1880.00	3.6	60	-9.39	-0.0050
Traffic Channel Number	Frequency (MHz)	Voltage (Volts)	Temperature (Celsius)	Frequency Error (Hz)	PPM
9400	1880.00	4.1	-30	-5.56	-0.0030
9400	1880.00	4.1	-20	-6.21	-0.0033
9400	1880.00	4.1	-10	-4.87	-0.0026
9400	1880.00	4.1	0	-7.36	-0.0039
9400	1880.00	4.1	10	-8.43	-0.0045
9400	1880.00	4.1	20	-13.45	-0.0072
9400	1880.00	4.1	30	-10.00	-0.0053
9400	1880.00	4.1	40	-12.60	-0.0067
9400	1880.00	4.1	50	-10.66	-0.0057
9400	1880.00	4.1	60	-11.44	-0.0061
Traffic Channel Number	Frequency (MHz)	Voltage (Volts)	Temperature (Celsius)	Frequency Error (Hz)	PPM
9400	1880.00	4.35	-30	-9.04	-0.0048
9400	1880.00	4.35	-20	-11.31	-0.0060
9400	1880.00	4.35	-10	-9.88	-0.0053
9400	1880.00	4.35	0	-8.79	-0.0047
9400	1880.00	4.35	10	-6.66	-0.0035
9400	1880.00	4.35	20	-5.44	-0.0029
9400	1880.00	4.35	30	-9.13	-0.0049
9400	1880.00	4.35	40	-8.81	-0.0047
9400	1880.00	4.35	50	-7.81	-0.0042
9400	1880.00	4.35	60	-6.13	-0.0033

Test Report No.:
RTS-6036-1303-30


Dates of Test:
February 26 to April 24, 2013

FCC ID: L6ARFS120LW
IC: 2503A-RFS120LW

WCDMA Band 2 Results: channel 9538 @ maximum transmitted power

Traffic Channel Number	Frequency (MHz)	Voltage (Volts)	Temperature (Celsius)	Frequency Error (Hz)	PPM
9538	1907.60	3.6	-30	-11.99	-0.0063
9538	1907.60	3.6	-20	-11.56	-0.0061
9538	1907.60	3.6	-10	-12.39	-0.0065
9538	1907.60	3.6	0	-9.62	-0.0050
9538	1907.60	3.6	10	-13.70	-0.0072
9538	1907.60	3.6	20	-7.71	-0.0040
9538	1907.60	3.6	30	-4.58	-0.0024
9538	1907.60	3.6	40	-5.88	-0.0031
9538	1907.60	3.6	50	-5.86	-0.0031
9538	1907.60	3.6	60	-4.68	-0.0025
Traffic Channel Number	Frequency (MHz)	Voltage (Volts)	Temperature (Celsius)	Frequency Error (Hz)	PPM
9538	1907.60	4.1	-30	-16.00	-0.0084
9538	1907.60	4.1	-20	-12.21	-0.0064
9538	1907.60	4.1	-10	-15.53	-0.0081
9538	1907.60	4.1	0	-15.50	-0.0081
9538	1907.60	4.1	10	-12.78	-0.0067
9538	1907.60	4.1	20	-6.60	-0.0035
9538	1907.60	4.1	30	-8.87	-0.0046
9538	1907.60	4.1	40	-6.22	-0.0033
9538	1907.60	4.1	50	-7.62	-0.0040
9538	1907.60	4.1	60	-9.67	-0.0051
Traffic Channel Number	Frequency (MHz)	Voltage (Volts)	Temperature (Celsius)	Frequency Error (Hz)	PPM
9538	1907.60	4.35	-30	-10.92	-0.0057
9538	1907.60	4.35	-20	-10.99	-0.0058
9538	1907.60	4.35	-10	-13.29	-0.0070
9538	1907.60	4.35	0	-14.71	-0.0077
9538	1907.60	4.35	10	-9.03	-0.0047
9538	1907.60	4.35	20	-9.87	-0.0052
9538	1907.60	4.35	30	-6.87	-0.0036
9538	1907.60	4.35	40	-7.01	-0.0037
9538	1907.60	4.35	50	-9.69	-0.0051
9538	1907.60	4.35	60	-6.35	-0.0033

APPENDIX 2C – WCDMA Band 5/2 RADIATED EMISSIONS TEST DATA

	EMI Test Report for the BlackBerry® smartphone Model RFS121LW APPENDIX 2C	
Test Report No.: RTS-6036-1303-30	Dates of Test: February 26 to April 24, 2013	FCC ID: L6ARFS120LW IC: 2503A-RFS120LW

Radiated Power Test Data Results

Date of Test: March 08, 2013

The following measurements were performed by Feras Obeid.

The environmental tests conditions were: Temperature: 25.0 °C
Relative Humidity: 29.5 %

The BlackBerry® smartphone was standalone, horizontally with LCD facing up and top pointing to the RX antenna when the turntable is at 0 degree position.


Test Distance was 3.0 meters with the RX antenna height scans between 1-4 meters height.

WCDMA Band 5 Call Service Mode

EUT				Rx Antenna		Spectrum Analyzer		Substitution Method					
								Tracking Generator					
Type	Ch	Frequency (MHz)	Band	Type	Pol.	Reading (dBm)	Max (V,H) (dBm)	Pol. Tx-Rx	Reading (dBm)	Corrected Reading (relative to Dipole)		Limit (dBm)	Diff. To Limit (dB)
										(dBm)	(W)		
F0	4132	826.40	5	Dipole	V	-39.90	-29.78	V-V	5.49	23.39	0.22	38.5	-15.11
F0	4132	826.40	5	Dipole	H	-29.78		H-H	6.28				
F0	4182	836.40	5	Dipole	V	-40.40	-29.84	V-V	5.94	23.31	0.21	38.5	-15.19
F0	4182	836.40	5	Dipole	H	-29.84		H-H	6.50				
F0	4233	846.60	5	Dipole	V	-40.06	-30.15	V-V	5.14	24.42	0.28	38.5	-14.08
F0	4233	846.60	5	Dipole	H	-30.15		H-H	7.60				

WCDMA Band 5 HSUPA Mode

EUT				Rx Antenna		Spectrum Analyzer		Substitution Method					
								Tracking Generator					
Type	Ch	Frequency	Band	Type	Pol.	Reading	Max (V,H)	Pol.	Reading	Corrected Reading (relative to Dipole)		Limit (dBm)	Diff. To Limit (dB)
		(MHz)				(dBm)	(dBm)			(dBm)	(dBm)		
F0	4132	826.40	5	Dipole	V	-41.61	-31.37	V-V	3.98	21.85	0.15	38.50	-16.65
F0	4132	826.40	5	Dipole	H	-31.37		H-H	4.74				
F0	4182	836.40	5	Dipole	V	-42.09	-31.69	V-V	4.16	21.56	0.14	38.50	-16.94
F0	4182	836.40	5	Dipole	H	-31.69		H-H	4.75				
F0	4233	846.60	5	Dipole	V	-41.63	-31.61	V-V	3.66	22.87	0.19	38.50	-15.63
F0	4233	846.60	5	Dipole	H	-31.61		H-H	6.05				

	EMI Test Report for the BlackBerry® smartphone Model RFS121LW APPENDIX 2C	
Test Report No.: RTS-6036-1303-30	Dates of Test: February 26 to April 24, 2013	FCC ID: L6ARFS120LW IC: 2503A-RFS120LW

Radiated Power Test Data Results cont'd

Date of Test: March 25, 2013

The following measurements were performed by Feras Obeid.

The environmental test conditions were: Temperature: 25.0 °C
Relative Humidity: 29.5 %

The BlackBerry® smartphone was standalone, horizontally with LCD facing up and top pointing to the RX antenna when the turntable is at 0 degree position.

Test Distance was 3.0 meters with the RX antenna height scans between 1-4 meters height.

WCDMA Band 2 Call Service Mode

EUT								Substitution Method					
EUT				Rx Antenna		Spectrum Analyzer		Tracking Generator					
		Frequency				Reading	Max (V,H)	Pol.	Reading	Corrected Reading (relative to Isotropic radiator)		Limit	Diff to Limit
Type	Ch	(MHz)	Band	Type	Pol.	(dBm)	(dBm)	Tx-Rx	(dBm)	(dBm)	(W)	(dBm)	(dB)
F0	9262	1852.40	2	Horn	V	-29.65	-25.89	V-V	-15.50	23.97	0.25	33.0	-9.03
F0	9262	1852.40	2	Horn	H	-25.89		H-H	-15.37				
F0	9400	1880.00	2	Horn	V	-30.34	-26.78	V-V	-16.04	23.30	0.21	33.0	-9.70
F0	9400	1880.00	2	Horn	H	-26.78		H-H	-15.69				
F0	9538	1907.60	2	Horn	V	-30.56	-26.95	V-V	-16.71	23.13	0.21	33.0	-9.87
F0	9538	1907.60	2	Horn	H	-26.95		H-H	-15.75				


WCDMA Band 2 HSUPA Mode

EUT								Substitution Method					
EUT				Rx Antenna		Spectrum Analyzer		Tracking Generator					
Type	Ch	Frequency (MHz)	Band	Type	Pol.	Reading (dBm)	Max (V,H) (dBm)	Pol.	Reading (dBm)	Corrected Reading (relative to Isotropic Radiator)		Limit (dBm)	Diff to Limit (dB)
										(dBm)	(W)		
F0	9262	1852.40	2	Horn	V	-31.58	-27.59	V-V	-17.19	22.37	0.17	33.0	-10.63
F0	9262	1852.40	2	Horn	H	-27.59		H-H	-16.97				
F0	9400	1880.00	2	Horn	V	-31.71	-28.20	V-V	-17.56	21.92	0.16	33.0	-11.08
F0	9400	1880.00	2	Horn	H	-28.20		H-H	-17.07				
F0	9538	1907.60	2	Horn	V	-32.03	-28.21	V-V	-17.97	21.78	0.15	33.0	-11.22
F0	9538	1907.60	2	Horn	H	-28.21		H-H	-17.10				

This report shall NOT be reproduced except in full without the written consent of RIM Testing Services
- A division of Research in Motion Limited.

Copyright 2005-2013

Page 83 of 87

	EMI Test Report for the BlackBerry® smartphone Model RFS121LW APPENDIX 2C	
Test Report No.: RTS-6036-1303-30	Dates of Test: February 26 to April 24, 2013	FCC ID: L6ARFS120LW IC: 2503A-RFS120LW

Radiated Emissions Test Data Results cont'd

WCDMA Band 5 Call Service Mode

Date of Test: March 07, 2013

The following measurements were performed by Savtej Sandhu.

The environmental test conditions were: Temperature: 26 °C
 Relative Humidity: 19.1 %

The BlackBerry® smartphone was standalone, horizontal with LCD facing up and top pointing to the RX antenna when the turntable is at 0 degree position.

Test Distance was 3.0 meters with the RX antenna height scans between 1-4 meters height, and the frequency range scanned was 30MHz – 1GHz.

Measurements were performed in WCDMA band 5 Call mode on channels 4132, 4182, and 4233.

All emissions were at least 25.0 dB below the limit.

Date of Test: March 08 - 14, 2013

The following measurements were performed by Mahmood Ahmed


The environmental test conditions were: Temperature: 23.2 - 25.6 °C
 Relative Humidity: 17.7 - 31.7 %

Test Distance was 3.0 meters with the RX antenna height scans between 1-4 meters height, and a frequency range of 1 GHz to 9 GHz.

The BlackBerry® smartphone was standalone, horizontal with LCD facing down and top pointing to the RX antenna when the turntable is at 0 degree position.

Measurements were performed in WCDMA Band 5 Call mode on channels 4132, 4182, and 4233.

All emissions were at least 25.0 dB below the limit.

	EMI Test Report for the BlackBerry® smartphone Model RFS121LW APPENDIX 2C	
Test Report No.: RTS-6036-1303-30	Dates of Test: February 26 to April 24, 2013	FCC ID: L6ARFS120LW IC: 2503A-RFS120LW

Radiated Emissions Test Data Results cont'd

WCDMA 5 HSUPA Mode

Date of Test: March 07, 2013

The following measurements were performed by Savtej Sandhu.

The environmental test conditions were: Temperature: 26 °C
Relative Humidity: 19.1 %

The BlackBerry® smartphone was standalone, horizontal with LCD facing up and top pointing to the RX antenna when the turntable is at 0 degree position.

Test Distance was 3.0 meters with the RX antenna height scans between 1-4 meters height, and the frequency range scanned was 30MHz – 1GHz.

Measurements were performed in WCDMA band 5 HSUPA mode on channels 4132, 4182, and 4233.

All emissions were at least 25.0 dB below the limit.

Date of Test: March 08 - 14, 2013

The following measurements were performed by Mahmood Ahmed


The environmental test conditions were: Temperature: 23.2 - 25.6 °C
Relative Humidity: 17.7 - 31.7 %

Test Distance was 3.0 meters with the RX antenna height scans between 1-4 meters height, and a frequency range of 1 GHz to 9 GHz.

The BlackBerry® smartphone was standalone, horizontal with LCD facing down and top pointing to the RX antenna when the turntable is at 0 degree position.

Measurements were performed in WCDMA Band 5 HSUPA mode on channels 4132, 4182, and 4233.

All emissions were at least 25.0 dB below the limit.

	EMI Test Report for the BlackBerry® smartphone Model RFS121LW APPENDIX 2C	
Test Report No.: RTS-6036-1303-30	Dates of Test: February 26 to April 24, 2013	FCC ID: L6ARFS120LW IC: 2503A-RFS120LW

Radiated Emissions Test Data Results cont'd

WCDMA Band 2 Call Service mode

Date of Test: February 25, 2013

The following measurements were performed by Feras Obeid.

The environmental test conditions were: Temperature: 25 °C
Relative Humidity: 17.8 %

Test Distance was 3.0 meters with the RX antenna height scans between 1-4 meters height, and the frequency range scanned was 30MHz – 1GHz.

The BlackBerry® smartphone was standalone, horizontal with LCD facing up and top pointing to the RX antenna when the turntable is at 0 degree position.

Measurements were performed in WCDMA Band 2 Call mode on channels 9262, 9400 and 9538.

All emissions were at least 25.0 dB below the limit.

Date of Test: March 08 - 26, 2013

The following measurements were performed by Mahmood Ahmed


The environmental test conditions were: Temperature: 23.2 - 25.6 °C
Relative Humidity: 17.7 - 31.7 %

Test Distance was 3.0 meters with the RX antenna height scans between 1-4 meters height, and a frequency range of 1GHz to 20 GHz.

The BlackBerry® smartphone was standalone, horizontal with LCD facing down and top pointing to the RX antenna when the turntable is at 0 degree position.

Measurements were performed in WCDMA Band 2 Call mode on channels 9262, 9400, 9538.

All emissions were at least 25.0 dB below the limit.

	EMI Test Report for the BlackBerry® smartphone Model RFS121LW APPENDIX 2C	
Test Report No.: RTS-6036-1303-30	Dates of Test: February 26 to April 24, 2013	FCC ID: L6ARFS120LW IC: 2503A-RFS120LW

Radiated Emissions Test Data Results cont'd

WCDMA Band 2 HSUPA Mode

Date of Test: February 25, 2013

The environmental test conditions were: Temperature: 25 °C
 Relative Humidity: 17.8 %

Test Distance was 3.0 meters with the RX antenna height scans between 1-4 meters height, and the frequency range scanned was 30MHz – 1GHz.

The BlackBerry® smartphone was standalone, horizontal with LCD facing up and top pointing to the RX antenna when the turntable is at 0 degree position.

Measurements were performed in WCDMA Band 2 HSUPA mode on channels 9262, 9400, and 9538.

All emissions were at least 25.0 dB below the limit.

Date of Test: March 08 - 26, 2013

The following measurements were performed by Mahmood Ahmed
The environmental test conditions were: Temperature: 23.2 - 25.6 °C
 Relative Humidity: 17.7 - 31.7 %

Test Distance was 3.0 meters with the RX antenna height scans between 1-4 meters height, and a frequency range of 1GHz to 20 GHz.

The BlackBerry® smartphone was standalone, horizontal with LCD facing down and top pointing to the RX antenna when the turntable is at 0 degree position.

Measurements were performed in WCDMA Band 2 HSUPA mode on channels 9262, 9400, 9538.

All emissions were at least 25.0 dB below the limit.