

EMI Test Report

Tested in accordance with
Federal Communications Commission (FCC)
Personal Communications Services
CFR 47, Part 15 Subpart C
&
Industry Canada (IC) RSS-210, RSS-GEN




A division of Research In Motion Limited

REPORT NO.: RTS-5992-1203-14

PRODUCT MODEL NO.: REV71UW
TYPE NAME: BlackBerry® smartphone
FCC ID: L6AREV70UW
IC: 2503A-REV70UW

DATE: March 07, 2012

	EMI Test Report for the BlackBerry® smartphone Model REV71UW	
Test Report No. RTS-5992-1203-14	Dates of Test February 23 to March 05, 2012	FCC ID: L6AREV70UW IC: 2503A-REV70UW

Statement of Performance:

The BlackBerry® smartphone, model REV71UW, part number CER-48924-001 Rev1, and its accessories perform within the requirements of the test standards when configured and operated under RIM's operation instructions.

Declaration:

We hereby certify that:

The test data reported herein is an accurate record of the performance of the sample(s) tested.

The test results are valid for the tested unit (s) only.

The test equipment used was suitable for the tests performed and within manufacturer's published specifications and operating parameters.

The test methods were consistent with the methods described in the relevant standards.

Documented by:

Reviewed by:

Savtej S. Sandhu
Regulatory Compliance Specialist
Date: March 08, 2012

Heng Lin
Regulatory Compliance Specialist
Date: March 12, 2012

Reviewed and Approved by:

Masud S. Attayi, P.Eng.
Manager, Regulatory Compliance
Date: March 13, 2012



	EMI Test Report for the BlackBerry® smartphone Model REV71UW	
Test Report No. RTS-5992-1203-14	Dates of Test February 23 to March 05, 2012	FCC ID: L6AREV70UW IC: 2503A-REV70UW

Table of Contents

A.	Scope.....	4
B.	Associated Documents	4
C.	Product Identification.....	4
D.	Support Equipment Used for the Testing of the EUT	5
E.	Test Results Chart	6
F.	Summary of Results.....	7
G.	Compliance Test Equipment Used	12
	APPENDIX 1 – AC CONDUCTED EMISSIONS TEST DATA/PLOTS	13
	APPENDIX 2 – BLUETOOTH AND 802.11b/g/n RADIATED EMISSIONS TEST DATA	19
	APPENDIX 3 – BLUETOOTH CONDUCTED EMISSIONS TEST DATA/PLOTS	33
	APPENDIX 4 – 802.11b/g/n CONDUCTED EMISSIONS TEST DATA/PLOTS	67

	EMI Test Report for the BlackBerry® smartphone Model REV71UW	
Test Report No. RTS-5992-1203-14	Dates of Test February 23 to March 05, 2012	FCC ID: L6AREV70UW IC: 2503A-REV70UW

A. Scope

This report details the results of compliance tests which were performed in accordance to the requirements of:

- o FCC CFR 47 Part 15, Subpart C, October, 2011
- o Industry Canada, RSS-210, Issue 8, December 2010, Licence-exempt Radio Apparatus
- o Industry Canada, RSS-GEN, Issue 3, December 2010, General Requirements and Information for the Certification of Radio Apparatus

B. Associated Documents

None


C. Product Identification

Manufactured by Research In Motion Limited whose headquarters is located at:
 295 Phillip Street
 Waterloo, Ontario
 Canada, N2L 3W8
 Phone: 519 888 7465
 Fax: 519 888 6906

The equipment under test (EUT) was tested at the following locations:

RIM Testing Services EMI test facilities	
305 Phillip Street	440 Phillip Street
Waterloo, Ontario	Waterloo, Ontario
Canada, N2L 3W8	Canada, N2L 5R9
Phone: 519 888 7465	Phone: 519 888 7465
Fax: 519 888 6906	Fax: 519 888 6906

The testing was performed from February 23 to March 05, 2012.

	EMI Test Report for the BlackBerry® smartphone Model REV71UW	
Test Report No. RTS-5992-1203-14	Dates of Test February 23 to March 05, 2012	FCC ID: L6AREV70UW IC: 2503A-REV70UW

The sample EUT included:

SAMPLE	MODEL	CER NUMBER	PIN	SOFTWARE
1	REV71UW	CER-48924-001 Rev1	295B07DA	V7.1.0.255 (Platform 9.0.0.427) Bundle 876
2	REV71UW	CER-48924-001 Rev1	295B0784	V7.1.0.255 (Platform 9.0.0.427) Bundle 876
3a	REV71UW	CER-48924-001 Rev1	295A1581	V7.1.0.255 (Platform 9.0.0.427) Bundle 876
3b	REV71UW	CER-48924-001 Rev1	295A1581	MFI Software

AC Line Conducted Emissions testing was performed on sample 2.

Radiated Emissions testing was performed on samples 1 and 2.


Conducted Emissions testing was performed on sample 3a and 3b.

BlackBerry® smartphone Accessories Tested

- 1) Alt. Fixed Blade Charger, part number HDW-24481-001 (model number PSM04A-050QRIM) with an output voltage of 5.0 volts dc, 750mA
- 2) Fixed Blade LC Charger, part number HDW-44303-001, with an output voltage of 5.0 volts dc, 550 mA.
- 3) Stereo Headset, part number HDW-14322-005, with a lead length of 1.1 metres.
- 4) Wired Headset B, part number HDW-44306-001, with a lead length of 1.1 metres.
- 5) USB Data Cable B, part number HDW-28109-003, 1.20 metres long.
- 6) USB Data Cable Legacy, part number HDW-44307-001, 1.20 metres long.
- 7) Bat. JS1, part number BAT-44582-001.
- 8) Alt. Bat. JS1, part number BAT-44582-002.


D. Support Equipment Used for the Testing of the EUT

No support equipment used. See section *G. Compliance Test Equipment Used*.

		EMI Test Report for the BlackBerry® smartphone Model REV71UW	
Test Report No. RTS-5992-1203-14	Dates of Test February 23 to March 05, 2012	FCC ID: L6AREV70UW IC: 2503A-REV70UW	

E. Test Results Chart

SPECIFICATION		TEST TYPE	Meets Requirements	TEST DATA
FCC CFR 47	IC			APPENDIX
Part 15.207	RSS-210 RSS-GEN	Conducted AC Line Emission	Pass	1
Part 15.209 Part 15.247	RSS-210 RSS-GEN	BT Radiated Spurious Emissions	Pass	2
Part 15.209 Part 15.247	RSS-210 RSS-GEN	BT Radiated Band Edge Compliance	Pass	2
Part 15.209 Part 15.247	RSS-210 RSS-GEN	802.11b/g/n Radiated Spurious Emissions	Pass	2
Part 15.209 Part 15.247	RSS-210 RSS-GEN	802.11b/g/n Radiated Band Edge Compliance	Pass	2
Part 15.247(a)	RSS-210	BT, 20 dB Bandwidth	Pass	3
Part 15.247(a)	RSS-210	BT, Carrier Frequency Separation	Pass	3
Part 15.247(a)	RSS-210	BT, Number of Hopping Frequencies	Pass	3
Part 15.247(a)	RSS-210	BT, Time of Occupancy (Dwell Time)	Pass	3
Part 15.247(b)	RSS-210	BT, Maximum Peak Conducted Output Power	Pass	3
Part 15.247(c)	RSS-210	BT, Band-Edge Compliance of RF Conducted Emissions	Pass	3
Part 15.247(c)	RSS-210	BT, Spurious RF Conducted Emissions	Pass	3
Part 15.247(b)	RSS-210	802.11b/g/n, 6 dB Bandwidth	Pass	4
Part 15.247(b)	RSS-210	802.11b/g/n, Maximum Conducted Output Power	Pass	4
Part 15.247(b)	RSS-210	802.11b/g/n, Band-Edge	Pass	4
Part 15.247(b)	RSS-210	802.11b/g/n, Peak Power Spectral Density	Pass	4
Part 15.247(b)	RSS-210	802.11b/g/n, Spurious RF Conducted Emissions	Pass	4

	EMI Test Report for the BlackBerry® smartphone Model REV71UW	
Test Report No. RTS-5992-1203-14	Dates of Test February 23 to March 05, 2012	FCC ID: L6AREV70UW IC: 2503A-REV70UW

F. Summary of Results

1) AC LINE CONDUCTED EMISSIONS

The conducted emissions were measured using the test procedure outlined in CISPR Recommendation 22 through a 50 Ohm Line Impedance Stabilization Network (LISN), which was inserted in the power line to the equipment to provide the specified impedance for measurements. The EUT was placed on a nonconductive wooden table, 80 cm high that was positioned 40 cm from a vertical ground plane. The RF output of the network was connected to an EMI receiver system with characteristics that duplicate those of the receiver specified in CISPR Publication 16. BlackBerry® smartphone was in battery charging mode. The input voltage was 120 V, 60 Hz.


The following test configurations were measured:

Test Configuration	Operating Mode(s)	Charger + Accessories
1	Bluetooth Tx + Audio Playing	Alt. Fixed Blade Charger + Stereo Headset + USB Cable B 1.20m + Alt. Bat. JS1
2	802.11b Tx + Video Playing	Fixed Blade LC Charger + Wired Headset B + USB Cable Legacy 1.20m + Bat. JS1

The sample EUT's conducted emissions were compared with respect to the FCC CFR 47 Part 15, Subpart C and IC RSS-210 limits. The sample EUT had a worst case test margin of 7.12 dB below the QP limit at 1.649 MHz and 12.36 dB below the AV limit at 1.802 MHz with the Fixed Blade LC Charger in Test Configuration 2.

See APPENDIX 1 for the test data.

Measurement Uncertainty ± 3.0 dB

	EMI Test Report for the BlackBerry® smartphone Model REV71UW	
Test Report No. RTS-5992-1203-14	Dates of Test February 23 to March 05, 2012	FCC ID: L6AREV70UW IC: 2503A-REV70UW

2) BLUETOOTH AND 802.11b/g/n RADIATED EMISSIONS

a) Radiated Spurious and Harmonic Emissions

The EUT was placed on a nonconductive styrofoam table, 80 cm high that was positioned on a remotely controlled turntable. The test distance used between the EUT and the receiving antenna was three metres. The turntable was rotated to determine the azimuth of the peak emissions. Then the emissions were maximized by elevating the antenna in the range of 1 to 4 metres. The maximum emission level was recorded. The frequency range measured was from 30 MHz to 25.0 GHz. Both the horizontal and vertical polarizations of the emissions were measured.

The measurements were done in a semi-anechoic chamber (SAC) below 1 GHz and a semi-anechoic chamber (SAC) with floor absorbers above 1 GHz. The SAC's FCC registration number is **778487** and the Industry Canada (IC) file number is **2503B-1**. The SAC with floor absorber's FCC registration number is **959115** and the IC file number is **2503C-1**.

The EUT was configured and operated to produce the maximum radiated emissions while still keeping within RIM's specifications.

The BlackBerry® smartphone was measured in standalone configuration with Bluetooth transmitting in single frequency mode at low channel (0), middle channel (39) and high channel (78) for packet type "DH5", "2-DH5" and "3-DH5". The system's radiated emission levels were compared with respect to the FCC CFR 47 Part 15, Subpart C, 15.247 and RSS-210.

The BlackBerry® smartphone was measured in standalone configuration transmitting on channels 1, 6 & 11 at 1 Mbps for 802.11b mode, at 6 Mbps for 802.11g mode, and at MCS 0 for 802.11n mode. The system's radiated emission levels were compared with respect to the FCC CFR 47 Part 15 Subpart C, 15.247 and RSS-210.

The Bluetooth harmonics were investigated up to the 10th harmonic. The sample EUT emissions were in the noise floor (NF).


The 802.11b/g/n harmonics were investigated up to the 10th harmonic. The sample EUT emissions were in the noise floor (NF).
See APPENDIX 2 for the test data.

b) Band-Edge Compliance of RF Radiated Emissions

The BlackBerry® smartphone met the requirements for band-edge compliance of RF radiated emissions for Bluetooth and 802.11b/g/n as per the requirements of 15.247, 15.209, and RSS-210/RSS-GEN.

Measurement Uncertainty ± 4.6 dB

See APPENDIX 2 for the test data

	EMI Test Report for the BlackBerry® smartphone Model REV71UW	
Test Report No. RTS-5992-1203-14	Dates of Test February 23 to March 05, 2012	FCC ID: L6AREV70UW IC: 2503A-REV70UW

3) BLUETOOTH RF CONDUCTED EMISSIONS

The Bluetooth conducted RF emissions from the BlackBerry® smartphone were measured using the methods outlined in FCC CFR 47 Part 15, Subpart C.

a) 20 dB Bandwidth

The BlackBerry® smartphone met the requirements of the 20 dB bandwidth as per 47 CFR 15.247(a) and RSS-210. Low channel (0), middle channel (39) and high channel (78) were measured. The result includes both normal data rate and EDR. The worst case 20 dB Bandwidth was 0.927 MHz for channel 0 in normal data rate mode and 1.317 MHz for channels 0 and 39 in EDR mode.

See APPENDIX 3 for the test data.

b) Carrier Frequency Separation

The BlackBerry® smartphone met the requirements of the carrier frequency separation as per 47 CFR 15.247(a) and RSS-210. Channel 38 to 39 was measured. The result includes both normal data rate and EDR.

See APPENDIX 3 for the test data.

c) Number of Hopping Frequencies

The BlackBerry® smartphone met the requirements of the number of hopping frequencies as per 47 CFR 15.247(a) and RSS-210. The number of hopping channels measured was 79.

See APPENDIX 3 for the test data.

d) Time of Occupancy (Dwell Time)


The EUT met the requirements of the dwell time as per 47 CFR 15.247(a) and RSS-210. Low channel (0), middle channel (39) and high channel (78) were measured in DH1, DH3 and DH5 modes. Bluetooth was operating in frequency hopping (Euro/US) mode during the measurements.

See APPENDIX 3 for the test data.

e) Maximum Peak Conducted Output Power

The BlackBerry® smartphone met the requirements of the maximum peak conducted output power as per 47 CFR 15.247(b) and RSS-210. Low channel (0), middle channel (39) and high channel (78) were measured. The result includes both normal data rate and EDR. The worst case Conducted Output Power level was 10.33 dBm (0.01079 W) for Channel 39 in normal data rate mode and 10.33 dBm (0.01079 W) for channel 39 in EDR mode.

See APPENDIX 3 for the test data.

	EMI Test Report for the BlackBerry® smartphone Model REV71UW	
Test Report No. RTS-5992-1203-14	Dates of Test February 23 to March 05, 2012	FCC ID: L6AREV70UW IC: 2503A-REV70UW

f) Band-Edge Compliance of RF Conducted Emissions

The BlackBerry® smartphone met the requirements of the band-edge compliance of RF conducted emissions as per 47 CFR 15.247(c) and RSS-210. Channels 0 and 78 were measured in frequency hopping (Euro/US) mode and single frequency mode. The result includes both normal data rate and EDR. See APPENDIX 3 for the test data.

g) Spurious RF Conducted Emissions

The BlackBerry® smartphone met the requirements of the spurious RF conducted emissions as per 47 CFR 15.247(c) and RSS-210. The frequency range measured was 10 MHz to 26 GHz. Low channel (0), middle channel (39) and high channel (78) were measured in single frequency mode and frequency hopping (Euro/US) mode. The result includes both normal data rate and EDR. See APPENDIX 3 for the test data.

4) 802.11b/g/n RF CONDUCTED EMISSIONS

The 802.11b/g/n conducted RF emissions from the BlackBerry® smartphone were measured using the methods outlined in FCC CFR 47 Part 15, Subpart C.

a) 6dB Bandwidth


The EUT met the requirements of the 6 dB bandwidth as per 47 CFR 15.247(b) and RSS-210. Low channel (1), middle channel (6) and high channel (11) were measured. The worst case 6 dB Bandwidth was 11.07 MHz for channel 1 in 802.11b mode, 16.52 MHz for channel 1 in 802.11g mode, and 17.73 MHz for channel 1 in 802.11n mode. See APPENDIX 4 for the test data.

b) Maximum Conducted Output Power

The EUT met the requirements of the maximum conducted output power as per 47 CFR 15.247(b) and RSS-210. Low channel (1), middle channel (6) and high channel (11) were measured. The worst case Conducted Output Power level was 18.18 dBm (65.77 mW) for channels 1 and 11 in 802.11b mode, 16.25 dBm (42.17 mW) for channel 1 in 802.11g mode, and 12.82 dBm (19.14 mW) for channel 1 in 802.11n mode. See APPENDIX 4 for the test data

c) Band-Edge Compliance of RF Conducted Emissions

The EUT met the requirements of band-edge compliance of RF conducted emissions as per 47 CFR 15.247(b) and RSS-210. Low channel (1) and high channel (11) were measured. See APPENDIX 4 for the test data.

	EMI Test Report for the BlackBerry® smartphone Model REV71UW	
Test Report No. RTS-5992-1203-14	Dates of Test February 23 to March 05, 2012	FCC ID: L6AREV70UW IC: 2503A-REV70UW

d) Peak Power Spectral Density


The EUT met the requirements of peak power spectral density as per 47 CFR 15.247(b) and RSS-210. Low channel (1), middle channel (6) and high channel (11) were measured.

See APPENDIX 4 for the test data.

e) Spurious RF Conducted Emissions


The EUT met the requirements of the spurious RF conducted emissions as per 47 CFR 15.247(c) and RSS-210. The frequency range measured was 30 MHz to 26 GHz. Low channel (1), middle channel (6) and high channel (11) were measured.

See APPENDIX 4 for the test data.


	EMI Test Report for the BlackBerry® smartphone Model REV71UW	
Test Report No. RTS-5992-1203-14	Dates of Test February 23 to March 05, 2012	FCC ID: L6AREV70UW IC: 2503A-REV70UW

G. Compliance Test Equipment Used

UNIT	MANUFACTURER	MODEL	SERIAL NUMBER	CAL DUE DATE (YY MM DD)	USE
EMI Test Receiver	Rohde & Schwarz	ESIB 40	100255	12-12-08	Conducted/Radiated Emissions
EMI Test Receiver	Rohde & Schwarz	ESU 40	100162	12-12-07	Conducted/Radiated Emissions
Hybrid Log Antenna	EMC Automation	HLP-3003C	017301	13-08-23	Radiated Emissions
Horn Antenna	CMT	3116	R52734-001	12-09-24	Radiated Emissions
Horn Antenna	ETS-Lindgren	3117	2538	13-08-04	Radiated Emissions
Preamplifier	Rohde & Schwarz	TS-ANA4-SP	001	12-09-01	Radiated Emissions
Preamplifier	Sonoma	310N/11909A	185831	12-10-17	Radiated Emissions
Preamplifier	Rohde & Schwarz	TS-ANA-SP	001	12-09-01	Radiated Emissions
L.I.S.N.	Rohde & Schwarz	ENV216	100060	13-10-25	Conducted Emissions
Environment Monitor	Omega	iTHX-SD	0380561	12-10-20	Radiated Emissions
EMC Analyzer	Agilent	E7405A	US40240226	13-01-03	Radiated Emissions
Spectrum Analyzer	HP	8563E	3745A08113	13-10-05	RF Conducted Emissions
DC Power Supply	HP	6632B	US37472178	12-09-27	RF Conducted Emissions
Digital Thermometer	Control Company	15-077-21	51129471	12-05-17	Frequency Stability
Environment Monitor	Omega	iTHX-SD	0340060	12-10-20	RF Conducted Emissions
Temperature Probe	Control Company	23609-234	21352860	12-09-14	Frequency Stability
Environmental Chamber	Test Equity	107	0900246	N/R	Frequency Stability
Bluetooth Tester	Rohde & Schwarz	CBT	119549	12-12-01	RF Conducted Emissions
Bluetooth Tester	Rohde & Schwarz	CBT35	100368	12-11-30	Radiated Emissions
Bluetooth Tester	Rohde & Schwarz	CBT35	100370	12-11-30	Radiated Emissions
Power Meter	Agilent	N1911A	MY45100951	13-08-16	RF Conducted / Frequency Stability
Power Sensor	Agilent	N1921A	MY45241383	12-08-30	RF Conducted / Frequency Stability
Digital Multimeter	Hewlett Packard	34401A	US36042324	12-11-16	Conducted/Radiated Emissions
Environment Monitor	Omega	iTHX-SD	0380567	12-10-20	Radiated Emissions

	EMI Test Report for the BlackBerry® smartphone Model REV71UW APPENDIX 1	
Test Report No. RTS-5992-1203-14	Dates of Test February 23 to March 05, 2012	FCC ID: L6AREV70UW IC: 2503A-REV70UW

APPENDIX 1 – AC CONDUCTED EMISSIONS TEST DATA/PLOTS

	EMI Test Report for the BlackBerry® smartphone Model REV71UW APPENDIX 1	
Test Report No. RTS-5992-1203-14	Dates of Test February 23 to March 05, 2012	FCC ID: L6AREV70UW IC: 2503A-REV70UW

AC Conducted Emission Test Results

The following tests were performed by Savtej Sandhu.

Test Configuration 1

The BlackBerry® smartphone was tested on March 05, 2012.


The environmental test conditions were: Temperature: 25 °C
Relative Humidity: 36 %

Frequency (MHz)	Line	Reading (QP) (dBμV)	Correction Factor (dB)	Corrected Reading (QP) (dB)	Limit (QP) (dBμV)	Limit (AV) (dBμV)	Margin (QP) Limits (dB)
0.150	N	31.24	11.23	42.47	66.00	56.00	-23.53
0.155	L1	34.68	11.17	45.85	65.80	55.80	-19.95
0.281	L1	29.04	10.29	39.33	60.80	50.80	-21.47
0.411	N	23.97	10.01	33.98	57.60	47.60	-23.63
0.560	N	28.21	9.89	38.10	56.00	46.00	-17.90
0.699	L1	29.36	9.84	39.20	56.00	46.00	-16.80
0.839	L1	28.80	9.81	38.62	56.00	46.00	-17.38
0.843	N	25.07	9.82	34.89	56.00	46.00	-21.11
1.343	N	22.72	9.81	32.52	56.00	46.00	-23.48
1.392	L1	28.18	9.80	37.98	56.00	46.00	-18.02
2.324	L1	25.53	9.84	35.37	56.00	46.00	-20.63
9.812	N	25.97	9.98	35.95	60.00	50.00	-24.05
10.383	N	27.60	9.98	37.58	60.00	50.00	-22.42
11.031	N	27.53	9.99	37.52	60.00	50.00	-22.48
11.139	L1	32.23	9.99	42.22	60.00	50.00	-17.78
11.634	L1	32.00	10.00	42.01	60.00	50.00	-18.00
11.958	N	26.75	10.03	36.78	60.00	50.00	-23.22

All other emission levels had a test margin of greater than 25 dB.

Measurements were done with the quasi-peak detector.

See figure 1-1 and figure 1-2 for the measurement plot of the L1 and N lines of AC power line conducted emissions.

	EMI Test Report for the BlackBerry® smartphone Model REV71UW APPENDIX 1	
Test Report No. RTS-5992-1203-14	Dates of Test February 23 to March 05, 2012	FCC ID: L6AREV70UW IC: 2503A-REV70UW

AC Conducted Emissions Test Graphs

Test Configuration 1

Figure 1-1: L1 lines

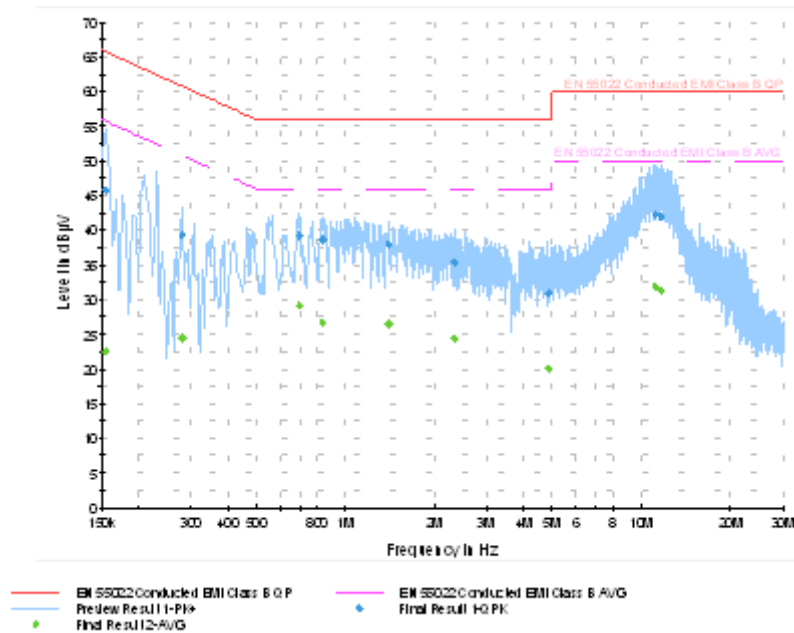
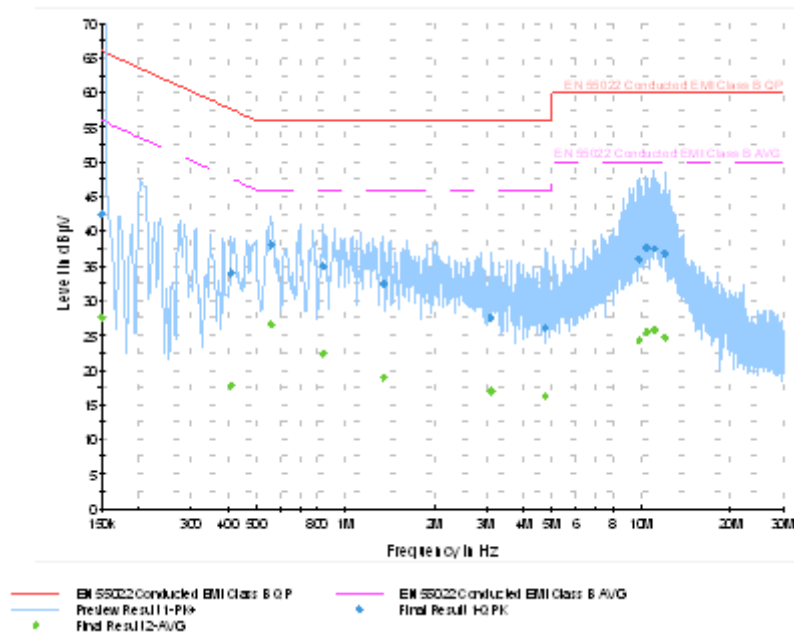



Figure 1-2: N Lines



	EMI Test Report for the BlackBerry® smartphone Model REV71UW APPENDIX 1	
Test Report No. RTS-5992-1203-14	Dates of Test February 23 to March 05, 2012	FCC ID: L6AREV70UW IC: 2503A-REV70UW


AC Conducted Emission Test Results

Test Configuration 2

The BlackBerry® smartphone was tested on March 05, 2012.

The environmental test conditions were: Temperature: 25 °C
Relative Humidity: 35 %

Frequency (MHz)	Line	Reading (QP) (dBμV)	Correction Factor (dB)	Corrected Reading (QP) (dB)	Limit (QP) (dBμV)	Margin (QP) Limits (dB)
0.150	L1	38.46	11.20	49.66	66.00	-16.34
0.150	N	37.66	11.23	48.90	66.00	-17.10
0.281	L1	35.43	10.29	45.72	60.80	-15.08
0.285	N	34.54	10.28	44.82	60.70	-15.88
0.479	L1	32.61	9.92	42.53	56.40	-13.87
0.681	N	36.86	9.84	46.70	56.00	-9.30
1.046	N	38.28	9.81	48.09	56.00	-7.91
1.082	L1	33.07	9.80	42.88	56.00	-13.12
1.635	L1	32.82	9.81	42.63	56.00	-13.37
1.649	N	39.07	9.82	48.89	56.00	-7.12
1.797	L1	34.29	9.82	44.11	56.00	-11.89
1.802	N	38.58	9.82	48.40	56.00	-7.60
2.013	N	38.85	9.83	48.68	56.00	-7.32
2.391	L1	32.36	9.84	42.21	56.00	-13.79
3.620	L1	28.91	9.89	38.81	56.00	-17.19
3.660	N	30.44	9.90	40.34	56.00	-15.66
12.480	L1	25.50	10.04	35.54	60.00	-24.46

	EMI Test Report for the BlackBerry® smartphone Model REV71UW APPENDIX 1	
Test Report No. RTS-5992-1203-14	Dates of Test February 23 to March 05, 2012	FCC ID: L6AREV70UW IC: 2503A-REV70UW

AC Conducted Emissions Test Results cont'd


Test Configuration 2

Frequency (MHz)	Line	Reading (AV) (dBμV)	Correction Factor (dB)	Corrected Reading (AV) (dB)	Limit (AV) (dBμV)	Margin (AV) Limits (dB)
0.150	L1	21.07	11.20	32.28	56.00	-23.73
0.150	N	20.43	11.23	31.67	56.00	-24.33
0.281	L1	26.33	10.29	36.63	50.80	-14.17
0.285	N	17.45	10.28	27.73	50.70	-22.97
0.479	L1	23.83	9.92	33.76	46.40	-12.65
0.681	N	22.39	9.84	32.23	46.00	-13.77
1.046	N	21.61	9.81	31.42	46.00	-14.58
1.082	L1	22.14	9.80	31.94	46.00	-14.06
1.635	L1	22.40	9.81	32.21	46.00	-13.79
1.649	N	23.15	9.82	32.97	46.00	-13.03
1.797	L1	23.69	9.82	33.51	46.00	-12.49
1.802	N	23.83	9.82	33.65	46.00	-12.36
2.013	N	23.53	9.83	33.37	46.00	-12.64
2.391	L1	22.03	9.84	31.87	46.00	-14.13
3.620	L1	18.02	9.89	27.91	46.00	-18.09
3.660	N	18.08	9.90	27.98	46.00	-18.03

All other emission levels had a test margin of greater than 25 dB.

Measurements were done with the quasi-peak and the average detectors.

See figure 1-3 and figure 1-4 for the measurement plot of the L1 and N lines of AC power line conducted emissions.

	EMI Test Report for the BlackBerry® smartphone Model REV71UW APPENDIX 1	
Test Report No. RTS-5992-1203-14	Dates of Test February 23 to March 05, 2012	FCC ID: L6AREV70UW IC: 2503A-REV70UW

AC Conducted Emissions Test Graphs

Test Configuration 1

Figure 1-3: L1 lines

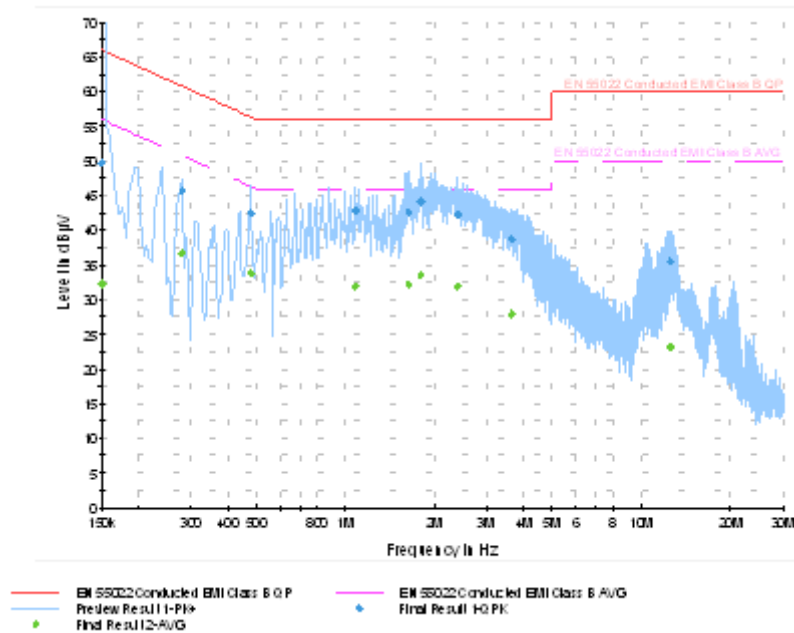
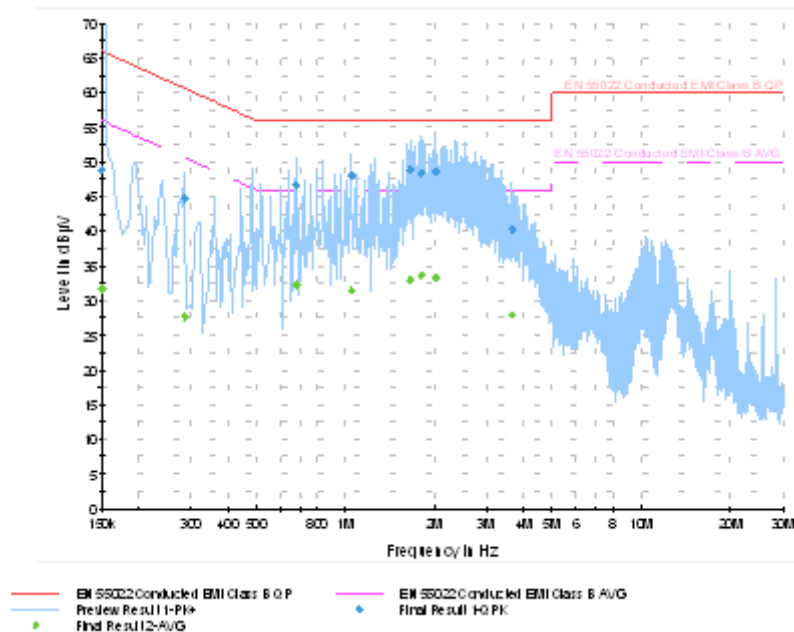




Figure 1-4: N Lines



	EMI Test Report for the BlackBerry® smartphone Model REV71UW APPENDIX 2	
Test Report No. RTS-5992-1203-14	Dates of Test February 23 to March 05, 2012	FCC ID: L6AREV70UW IC: 2503A-REV70UW

APPENDIX 2 – BLUETOOTH AND 802.11b/g/n RADIATED EMISSIONS TEST DATA

	EMI Test Report for the BlackBerry® smartphone Model REV71UW APPENDIX 2	
Test Report No. RTS-5992-1203-14	Dates of Test February 23 to March 05, 2012	FCC ID: L6AREV70UW IC: 2503A-REV70UW

Radiated Emissions Test Results Bluetooth Band

Date of Test: February 27, 2012
Measurements were performed by Nielven Olis.

The environmental test conditions were: Temperature: 28 °C
Relative Humidity: 18 %

The test distance was 3.0 metres with a EUT height of 0.8 metres, and sweep frequency of 30 MHz to 1 GHz.

The BlackBerry® smartphone in Bluetooth Tx mode was in USB up position.

The frequency sweep measurements were performed in single frequency mode on channels 0, 39 and 78 using packet types “DH5”, “2-DH5” and “3-DH5”.

All emissions had a test margin of greater than 25.0 dB.

Date of Test: February 23 and March 02, 2012
Measurements were performed by Shuo Wang.


The environmental test conditions were: Temperature: 24 - 26 °C
Relative Humidity: 35 - 40 %

The test distance was 3.0 metres with a EUT height of 0.8 metres, and sweep frequency of 1GHz to 25GHz.

The BlackBerry® smartphone in Bluetooth Tx mode was in horizontal down position.

The frequency sweep measurements were performed in single frequency mode on channels 0, 39 and 78 using packet types “DH5”, “2-DH5” and “3-DH5”.

All emissions had a test margin of greater than 25.0 dB.

	EMI Test Report for the BlackBerry® smartphone Model REV71UW APPENDIX 2	
Test Report No. RTS-5992-1203-14	Dates of Test February 23 to March 05, 2012	FCC ID: L6AREV70UW IC: 2503A-REV70UW

Band-Edge Compliance of RF Radiated Emissions Test Results
Bluetooth Band

Date of test: March 01, 2012


Measurements were performed by Nielven Olis.

The environmental test conditions were: Temperature: 27 ° C
Relative Humidity: 18 %

The BlackBerry® smartphone was in standalone, vertical position and pattern type “Static PBRs” in “DH5”, “2-DH5” and “3-DH5” modulation during the measurements.

The test distance was 3.0 metres.


Channel	Freq. (MHz)	Rx Antenna TypePOL.		Detector	VBW	Corrected Reading (dBuV/m)	Delta Marker (dB)	Corrected Band edge (dBuV/m)	Limit (dBuV/m)	Diff. To Limit (dB)
Low Channel, Packet Type DH5										
0	2402	Horn	V	PK	1 MHz	102.14	45.89	56.25	74.00	-17.75
0	2402	Horn	H	PK	1 MHz	103.11	45.30	57.81	74.00	-16.19
0	2402	Horn	V	AV	10 Hz	69.55	45.89	23.66	54.00	-30.34
0	2402	Horn	H	AV	10 Hz	70.01	45.30	24.71	54.00	-29.29
High Channel, Packet Type DH5										
78	2480	Horn	V	PK	1 MHz	102.37	41.76	60.61	74.00	-13.39
78	2480	Horn	H	PK	1 MHz	103.90	51.38	52.52	74.00	-21.48
78	2480	Horn	V	AV	10 Hz	86.24	41.76	44.48	54.00	-9.52
78	2480	Horn	H	AV	10 Hz	84.70	51.38	33.32	54.00	-20.68
Low Channel, Packet Type 2-DH5										
0	2402	Horn	V	PK	1 MHz	101.37	44.86	56.51	74.00	-17.49
0	2402	Horn	H	PK	1 MHz	102.26	44.27	57.99	74.00	-16.01
0	2402	Horn	V	AV	10 Hz	68.28	44.86	23.42	54.00	-30.58
0	2402	Horn	H	AV	10 Hz	68.74	44.27	24.47	54.00	-29.53
High Channel, Packet Type 2-DH5										
78	2480	Horn	V	PK	1 MHz	101.58	50.45	51.13	74.00	-22.87
78	2480	Horn	H	PK	1 MHz	103.11	50.85	52.26	74.00	-21.74
78	2480	Horn	V	AV	10 Hz	84.96	50.45	34.51	54.00	-19.49
78	2480	Horn	H	AV	10 Hz	83.47	50.85	32.62	54.00	-21.38

	EMI Test Report for the BlackBerry® smartphone Model REV71UW APPENDIX 2	
Test Report No. RTS-5992-1203-14	Dates of Test February 23 to March 05, 2012	FCC ID: L6AREV70UW IC: 2503A-REV70UW

Band-Edge Compliance of RF Radiated Emissions Test Results cont'd
Bluetooth Band

Channel	Freq. (MHz)	Rx Antenna		Detector	VBW	Corrected Reading (dBuV/m)	Delta Marker (dB)	Corrected Band edge (dBuV/m)	Limit (dBuV/m)	Diff. To Limit (dB)
		Type	POL.							
Low Channel, Packet Type 3-DH5										
0	2402	Horn	V	PK	1 MHz	101.36	44.97	56.39	74.00	-17.61
0	2402	Horn	H	PK	1 MHz	102.21	43.67	58.54	74.00	-15.46
0	2402	Horn	V	AV	10 Hz	67.14	44.97	22.17	54.00	-31.83
0	2402	Horn	H	AV	10 Hz	67.57	43.67	23.90	54.00	-30.10
High Channel, Packet Type 3-DH5										
78	2480	Horn	V	PK	1 MHz	101.61	50.29	51.32	74.00	-22.68
78	2480	Horn	H	PK	1 MHz	103.16	50.65	52.51	74.00	-21.49
78	2480	Horn	V	AV	10 Hz	82.80	50.29	32.51	54.00	-21.49
78	2480	Horn	H	AV	10 Hz	81.26	50.65	30.61	54.00	-23.39

See figures 2-1 to 2-12 for the plots of the Bluetooth band-edge compliance.

	EMI Test Report for the BlackBerry® smartphone Model REV71UW APPENDIX 2	
Test Report No. RTS-5992-1203-14	Dates of Test February 23 to March 05, 2012	FCC ID: L6AREV70UW IC: 2503A-REV70UW

Bluetooth Band-Edge Compliance of RF Radiated Emissions cont'd

Figure 2-1: Band-Edge Compliance of RF Rad. Emissions.
Bluetooth, Single freq., Static PBRs,
DH5, Channel 0, Pol: V, Detector: PK

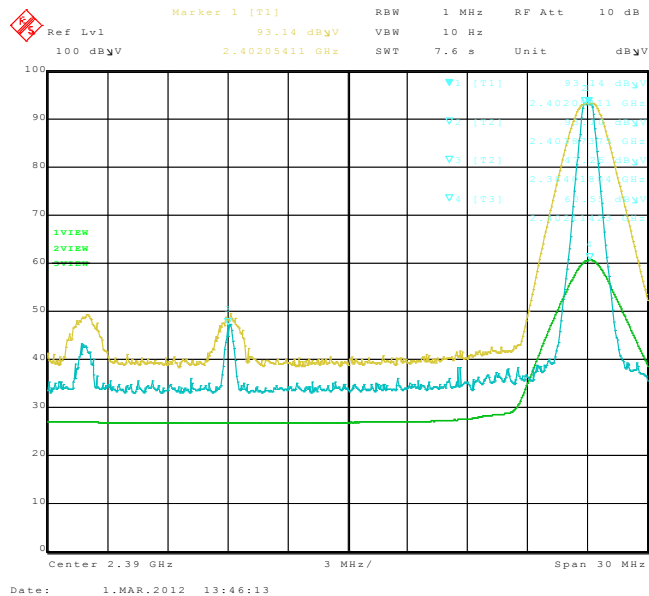


Figure 2-2: Band-Edge Compliance of RF Rad. Emissions.
Bluetooth, Single freq., Static PBRs,
DH5, Channel 0, Pol: H, Detector: PK

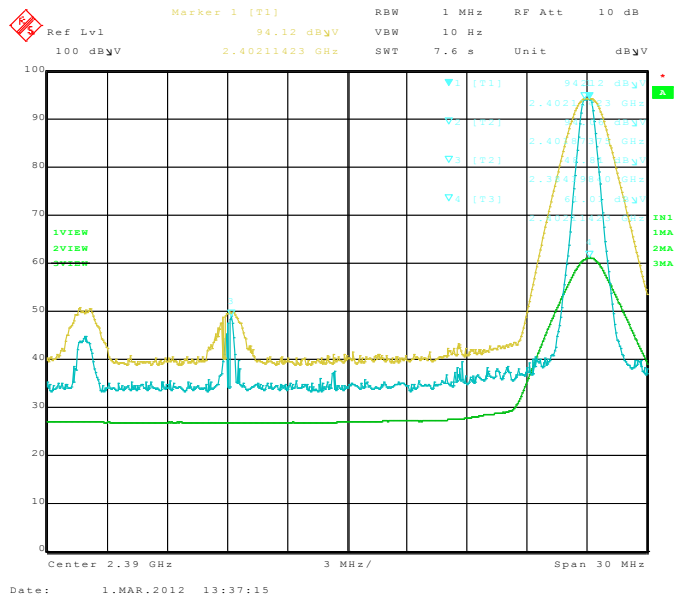


Figure 2-3: Band-Edge Compliance of RF Rad. Emissions.
Bluetooth, Single freq., Static PBRs,
DH5, Channel 78, Pol: V, Detector: PK

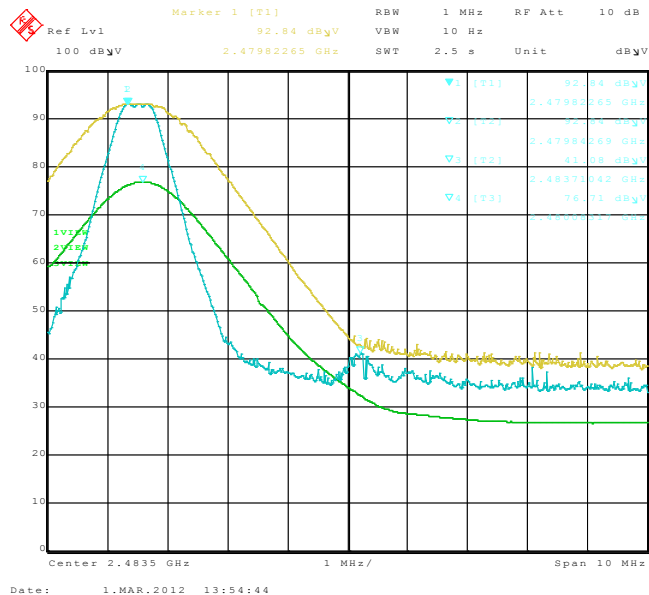
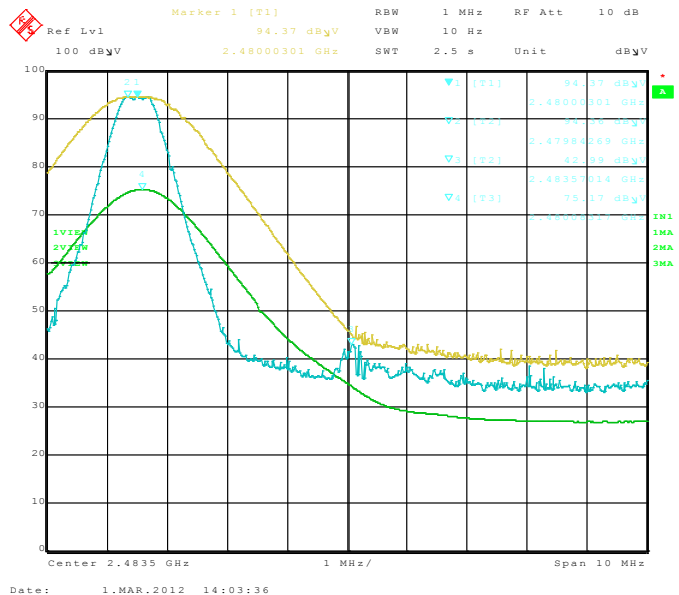



Figure 2-4: Band-Edge Compliance of RF Rad. Emissions
Bluetooth, Single freq., Static PBRs,
DH5, Channel 78, Pol: H, Detector: PK



	EMI Test Report for the BlackBerry® smartphone Model REV71UW APPENDIX 2	
Test Report No. RTS-5992-1203-14	Dates of Test February 23 to March 05, 2012	FCC ID: L6AREV70UW IC: 2503A-REV70UW

Bluetooth Band-Edge Compliance of RF Radiated Emissions cont'd

Figure 2-5: Band-Edge Compliance of RF Rad. Emissions.
Bluetooth, Single freq., Static PBRs,
2-DH5, Channel 0, Pol: V, Detector: PK

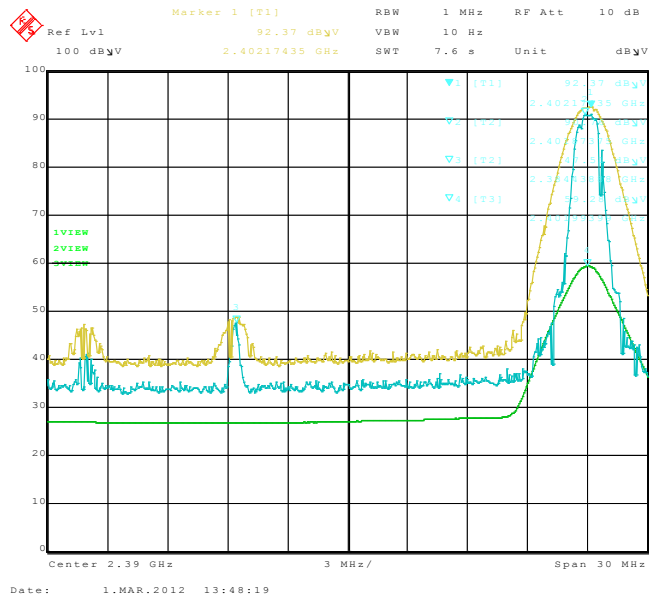


Figure 2-6: Band-Edge Compliance of RF Rad. Emissions.
Bluetooth, Single freq., Static PBRs,
2-DH5, Channel 0, Pol: H, Detector: PK

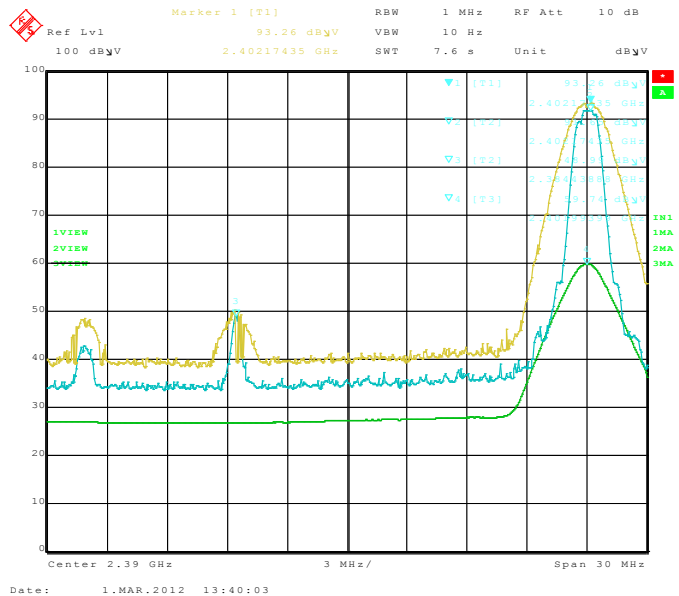


Figure 2-7: Band-Edge Compliance of RF Rad. Emissions.
Bluetooth, Single freq., Static PBRs,
2-DH5, Channel 78, Pol: V, Detector: PK

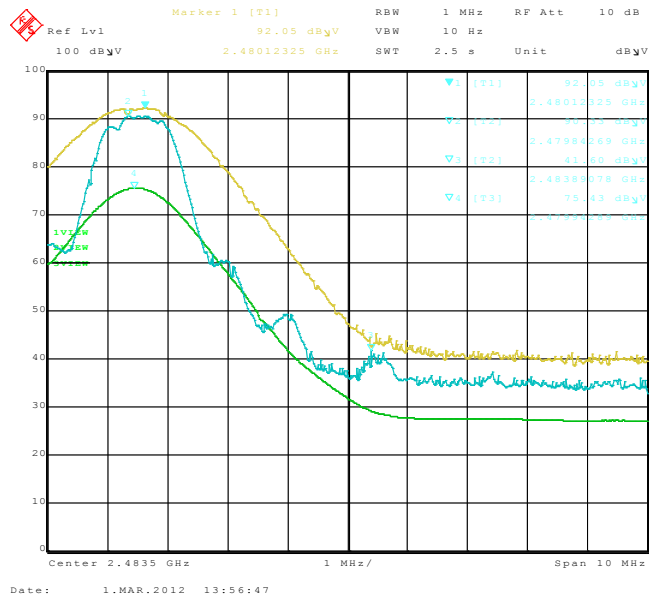
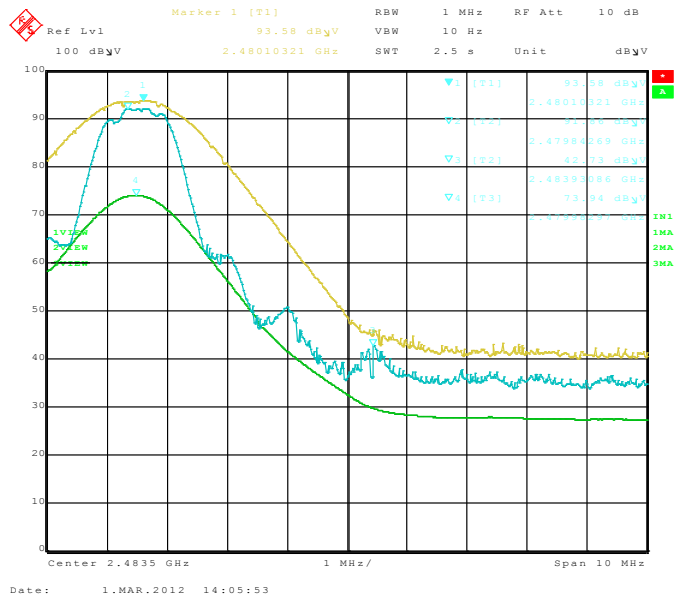



Figure 2-8: Band-Edge Compliance of RF Rad. Emissions.
Bluetooth, Single freq., Static PBRs,
2-DH5, Channel 78, Pol: H, Detector: PK



	EMI Test Report for the BlackBerry® smartphone Model REV71UW APPENDIX 2	
Test Report No. RTS-5992-1203-14	Dates of Test February 23 to March 05, 2012	FCC ID: L6AREV70UW IC: 2503A-REV70UW

Bluetooth Band-Edge Compliance of RF Radiated Emissions cont'd

Figure 2-9: Band-Edge Compliance of RF Rad. Emissions.
Bluetooth, Single freq., Static PBRs,
3-DH5, Channel 0, Pol: V, Detector: PK

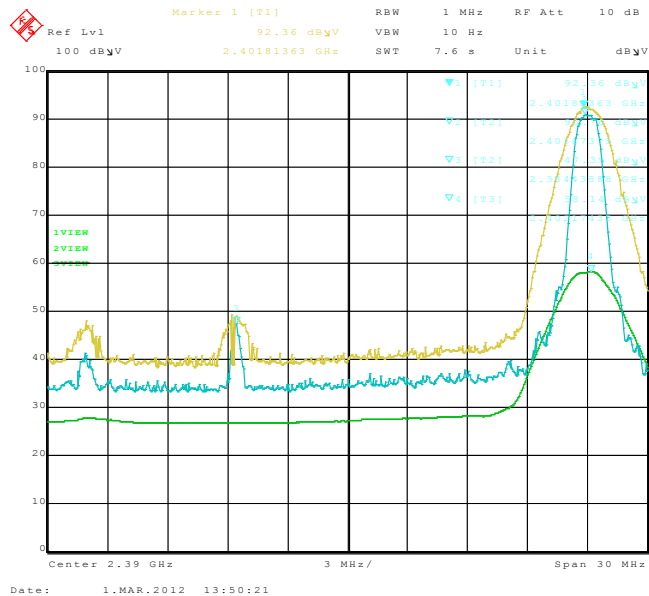


Figure 2-10: Band-Edge Compliance of RF Rad. Emissions.
Bluetooth, Single freq., Static PBRs,
3-DH5, Channel 0, Pol: H, Detector: PK

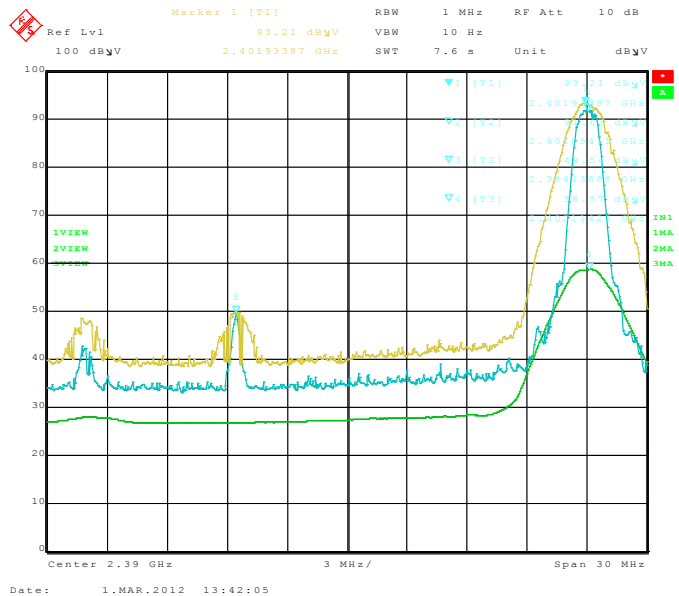


Figure 2-11: Band-Edge Compliance of RF Rad. Emissions.
Bluetooth, Single freq., Static PBRs,
3-DH5, Channel 78, Pol: V, Detector: PK

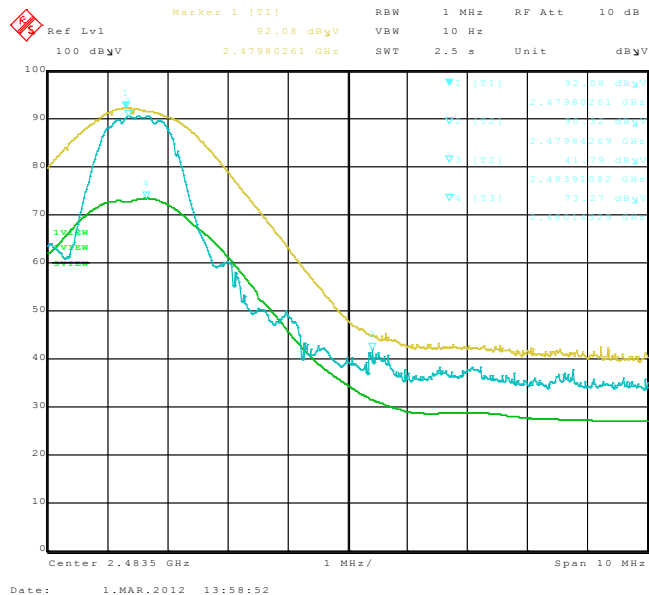
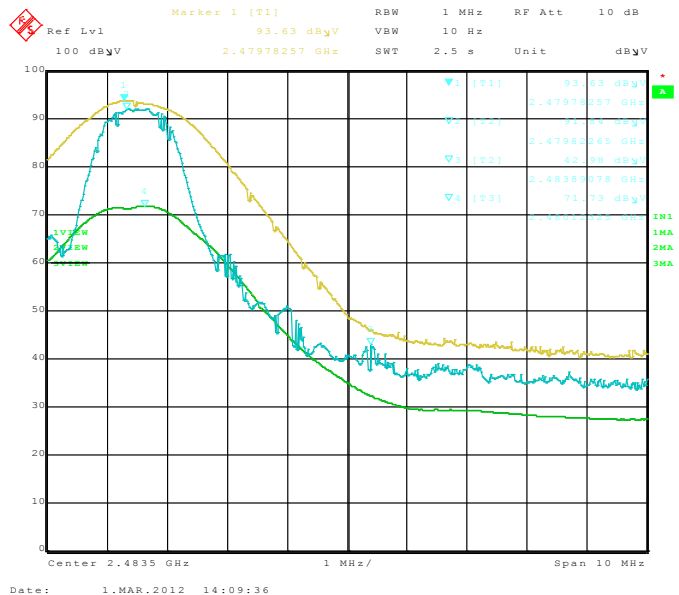



Figure 2-12: Band-Edge Compliance of RF Rad. Emissions.
Bluetooth, Single freq., Static PBRs,
3-DH5, Channel 78, Pol: H, Detector: PK



	EMI Test Report for the BlackBerry® smartphone Model REV71UW APPENDIX 2	
Test Report No. RTS-5992-1203-14	Dates of Test February 23 to March 05, 2012	FCC ID: L6AREV70UW IC: 2503A-REV70UW

Radiated Emissions Test Results cont'd
802.11b/g/n Band

Date of Test: February 29, 2012
Measurements were performed by Nielven Olis.

The environmental test conditions were: Temperature: 27 °C
Relative Humidity: 15 %

The test distance was 3.0 metres with a EUT height of 0.8 metres, and sweep frequency of 30 MHz to 1 GHz.

The BlackBerry® smartphone was in vertical down position.

The frequency sweep measurements were performed in 802.11b Tx mode at 1 Mbps on channels 1, 6 and 11, in 802.11g Tx mode at 6 Mbps on channels 1, 6 and 11, and in 802.11n Tx mode at MCS 0 on channels 1, 6 and 11.

All emissions had a test margin of greater than 25.0 dB.

Date of Test: February 27 & 29 and March 02, 2012
Measurements were performed by Shuo Wang.


The environmental test conditions were: Temperature: 24 - 26 °C
Relative Humidity: 35 - 40 %

The test distance was 3.0 metres with a EUT height of 0.8 metres, and sweep frequency of 1GHz to 25GHz.

The BlackBerry® smartphone was in USB down position.

The frequency sweep measurements were performed in 802.11b Tx mode at 1 Mbps on channels 1, 6 and 11, in 802.11g Tx mode at 6 Mbps on channels 1, 6 and 11, and in 802.11n Tx mode at MCS 0 on channels 1, 6 and 11.

All emissions had a test margin of greater than 25.0 dB.

		EMI Test Report for the BlackBerry® smartphone Model REV71UW APPENDIX 2	
Test Report No. RTS-5992-1203-14	Dates of Test February 23 to March 05, 2012		FCC ID: L6AREV70UW IC: 2503A-REV70UW

802.11b/g/n Band-Edge Compliance of RF Radiated Emissions

Date of Tests: March 01, 2012

Measurements performed by Nielven Olis.

The environmental test conditions were: Temperature: 27 °C
Relative Humidity: 18 %


802.11b Band

The measurements were performed on BlackBerry® smartphone in standalone, vertical configuration on channels 1 and 11 for 802.11b mode at 1 Mbps.

The test distance was 3 metres.

Channel	Freq. (MHz)	Rx Antenna		Detector	VBW	Peak Corrected Reading (dBuV/m)	Delta Marker (dB)	Corrected Band edge (dBuV/m)	Limit (dBuV/m)	Diff. To Limit (dB)
		Type	POL.							
1	2412.00	Horn	V	PK	1 MHz	108.20	54.67	53.53	74.00	-20.47
1	2412.00	Horn	H	PK	1 MHz	110.22	54.33	55.89	74.00	-18.11
1	2412.00	Horn	V	AV	10 Hz	100.36	54.67	45.69	54.00	-8.31
1	2412.00	Horn	H	AV	10 Hz	102.16	54.33	47.83	54.00	-6.17

Channel	Freq. (MHz)	Rx Antenna		Detector	VBW	Peak Corrected Reading (dBuV/m)	Delta Marker (dB)	Corrected Band edge (dBuV/m)	Limit (dBuV/m)	Diff. To Limit (dB)
		Type	POL.							
11	2462.00	Horn	V	PK	1 MHz	110.30	55.79	54.51	74.00	-19.49
11	2462.00	Horn	H	PK	1 MHz	112.77	54.32	58.45	74.00	-15.55
11	2462.00	Horn	V	AV	10 Hz	102.33	55.79	46.54	54.00	-7.46
11	2462.00	Horn	H	AV	10 Hz	104.61	54.32	50.29	54.00	-3.71

		EMI Test Report for the BlackBerry® smartphone Model REV71UW APPENDIX 2	
Test Report No. RTS-5992-1203-14		Dates of Test February 23 to March 05, 2012	FCC ID: L6AREV70UW IC: 2503A-REV70UW


802.11g Band

The measurements were performed on the BlackBerry® smartphone in standalone, vertical configuration on channels 1 and 11 for 802.11g mode at 6 Mbps.

The test distance was 3 metres.

Channel	Freq. (MHz)	Rx Antenna		Detector	VBW	Peak Corrected Reading (dBuV/m)	Delta Marker (dB)	Corrected Band edge (dBuV/m)	Limit (dBuV/m)	Diff. To Limit (dB)
		Type	POL.							
1	2412.00	Horn	V	PK	1 MHz	108.36	39.28	69.08	74.00	-4.92
1	2412.00	Horn	H	PK	1 MHz	110.29	41.13	69.16	74.00	-4.84
1	2412.00	Horn	V	AV	10 Hz	79.08	39.28	39.80	54.00	-14.20
1	2412.00	Horn	H	AV	10 Hz	80.00	41.13	38.87	54.00	-15.13

Channel	Freq. (MHz)	Rx Antenna		Detector	VBW	Peak Corrected Reading (dBuV/m)	Delta Marker (dB)	Corrected Band edge (dBuV/m)	Limit (dBuV/m)	Diff. To Limit (dB)
		Type	POL.							
11	2462.00	Horn	V	PK	1 MHz	105.06	34.71	70.35	74.00	-3.65
11	2462.00	Horn	H	PK	1 MHz	109.68	40.55	69.13	74.00	-4.87
11	2462.00	Horn	V	AV	10 Hz	76.72	34.71	42.01	54.00	-11.99
11	2462.00	Horn	H	AV	10 Hz	80.68	40.55	40.13	54.00	-13.87

		EMI Test Report for the BlackBerry® smartphone Model REV71UW APPENDIX 2	
Test Report No. RTS-5992-1203-14		Dates of Test February 23 to March 05, 2012	FCC ID: L6AREV70UW IC: 2503A-REV70UW

802.11n Band

The measurements were performed on the BlackBerry® smartphone in standalone, vertical configuration on channels 1 and 11 for 802.11n mode at MCS 0.

The test distance was 3 metres.


Channel	Freq. (MHz)	Rx Antenna		Detector	VBW	Peak Corrected Reading (dBuV/m)	Delta Marker (dB)	Corrected Band edge (dBuV/m)	Limit (dBuV/m)	Diff. To Limit (dB)
		Type	POL.							
1	2412.00	Horn	V	PK	1 MHz	106.95	36.98	69.97	74.00	-4.03
1	2412.00	Horn	H	PK	1 MHz	109.67	39.28	70.39	74.00	-3.61
1	2412.00	Horn	V	AV	10 Hz	77.58	36.98	40.60	54.00	-13.40
1	2412.00	Horn	H	AV	10 Hz	79.62	39.28	40.34	54.00	-13.66

Channel	Freq. (MHz)	Rx Antenna		Detector	VBW	Peak Corrected Reading (dBuV/m)	Delta Marker (dB)	Corrected Band edge (dBuV/m)	Limit (dBuV/m)	Diff. To Limit (dB)
		Type	POL.							
11	2462.00	Horn	V	PK	1 MHz	103.92	33.43	70.49	74.00	-3.51
11	2462.00	Horn	H	PK	1 MHz	108.88	37.47	71.41	74.00	-2.59
11	2462.00	Horn	V	AV	10 Hz	76.49	33.43	43.06	54.00	-10.94
11	2462.00	Horn	H	AV	10 Hz	79.46	37.47	41.99	54.00	-12.01

See figures 2-13 to 2-16 for the plots of the 802.11b band-edge compliance.

See figures 2-17 to 2-20 for the plots of the 802.11g band-edge compliance.

See figures 2-21 to 2-24 for the plots of the 802.11n band-edge compliance.

	EMI Test Report for the BlackBerry® smartphone Model REV71UW APPENDIX 2	
Test Report No. RTS-5992-1203-14	Dates of Test February 23 to March 05, 2012	FCC ID: L6AREV70UW IC: 2503A-REV70UW

802.11b/g/n Band-Edge Compliance of RF Radiated Emissions cont'd

Figure 2-13: Band-Edge Compliance of RF Radiated Emission
802.11b, Channel 1, 2412 MHz, Max Pol: V,
Detector: PK

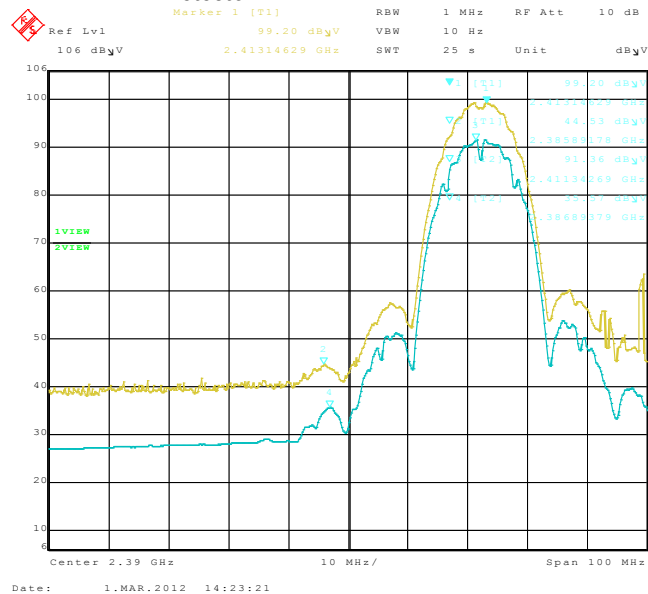


Figure 2-14: Band-Edge Compliance of RF Radiated Emission
802.11b, Channel 1, 2412 MHz, Max Pol: H,
Detector: PK

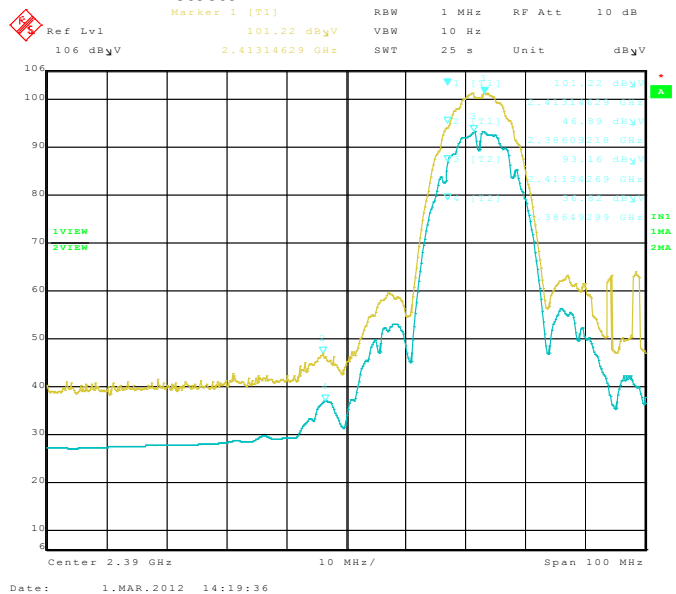


Figure 2-15: Band-Edge Compliance of RF Radiated Emission
802.11b, Channel 11, 2462 MHz, Max Pol: V,
Detector: PK

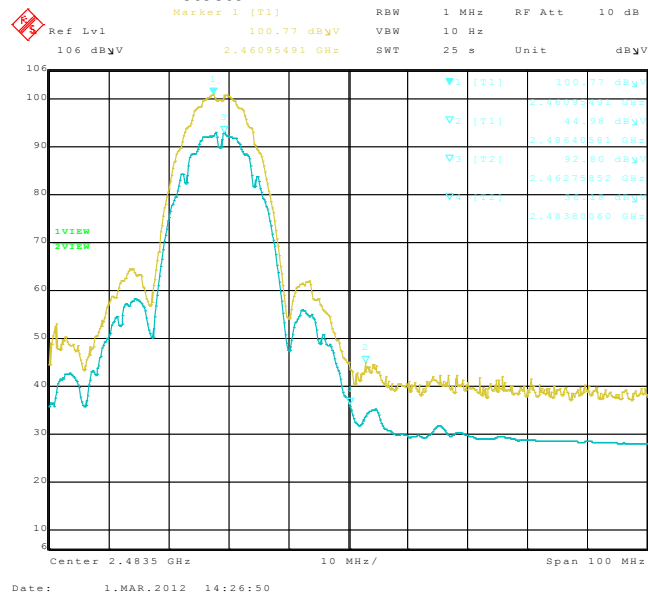
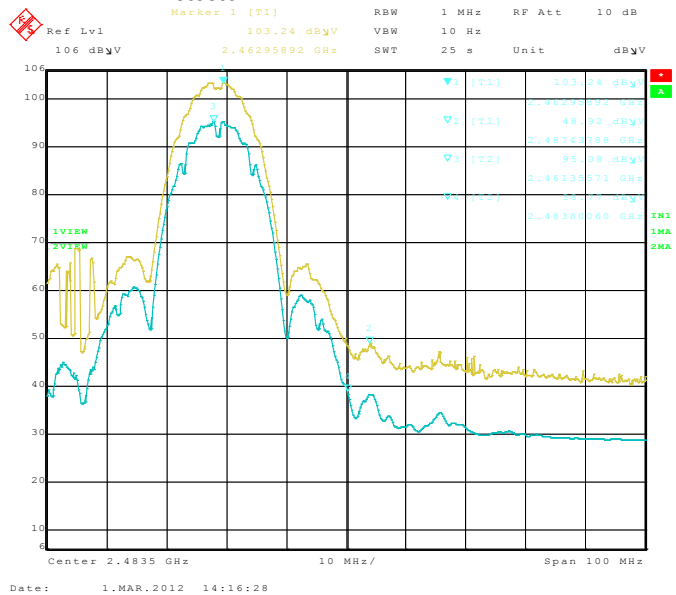


Figure 2-16: Band-Edge Compliance of RF Radiated Emission
802.11b, Channel 11, 2462 MHz, Max Pol: H,
Detector: PK




	EMI Test Report for the BlackBerry® smartphone Model REV71UW APPENDIX 2	
Test Report No. RTS-5992-1203-14	Dates of Test February 23 to March 05, 2012	FCC ID: L6AREV70UW IC: 2503A-REV70UW

Figure 2-17: Band-Edge Compliance of RF Radiated Emission
802.11g, Channel 1, 2412 MHz, Max Pol: V,
Detector: PK

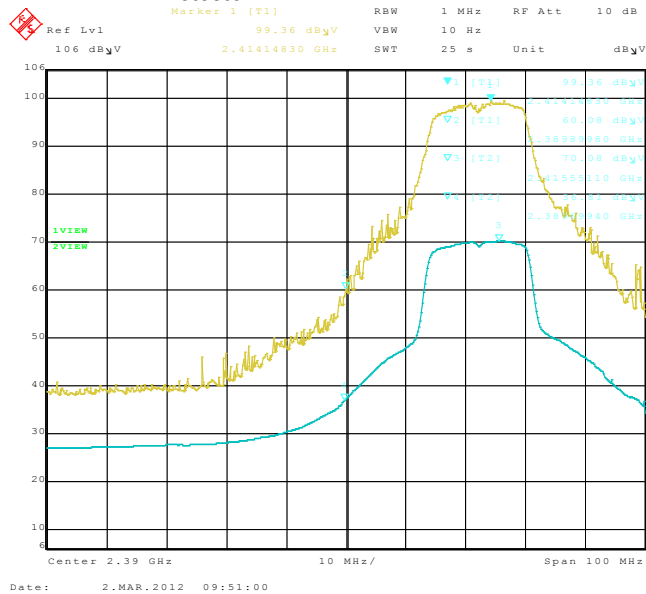


Figure 2-18: Band-Edge Compliance of RF Radiated Emission
802.11g, Channel 1, 2412 MHz, Max Pol: H,
Detector: PK

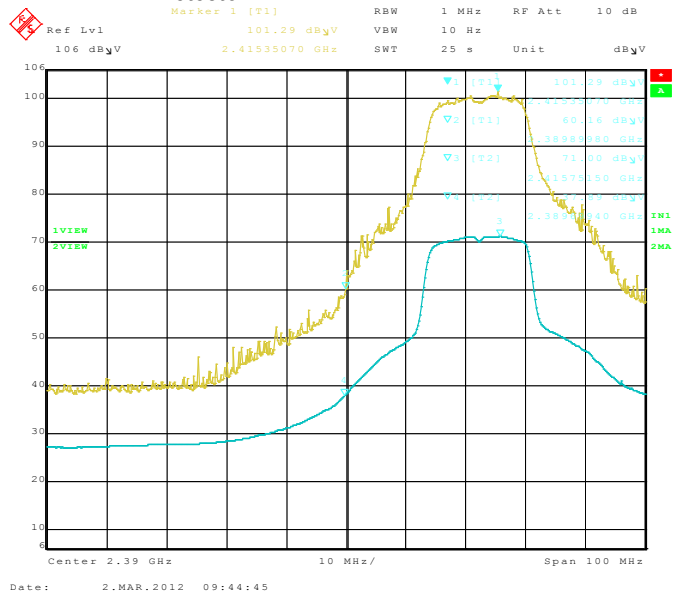


Figure 2-19: Band-Edge Compliance of RF Radiated Emission
802.11g, Channel 11, 2462 MHz, Max Pol: V,
Detector: PK

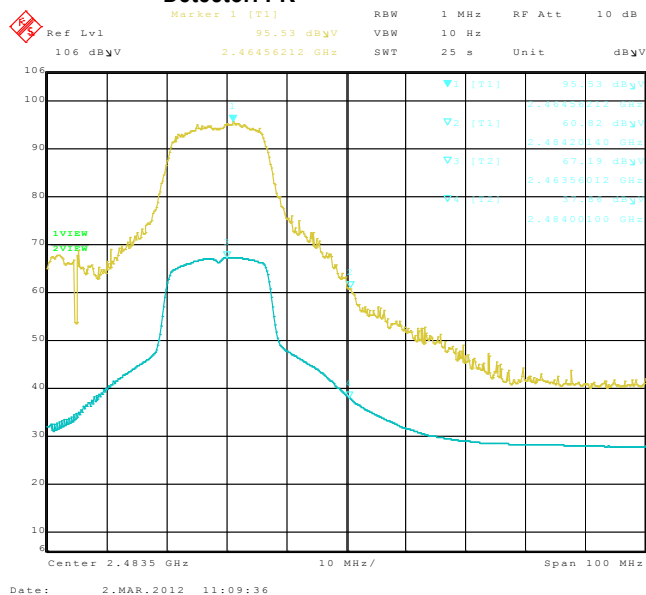
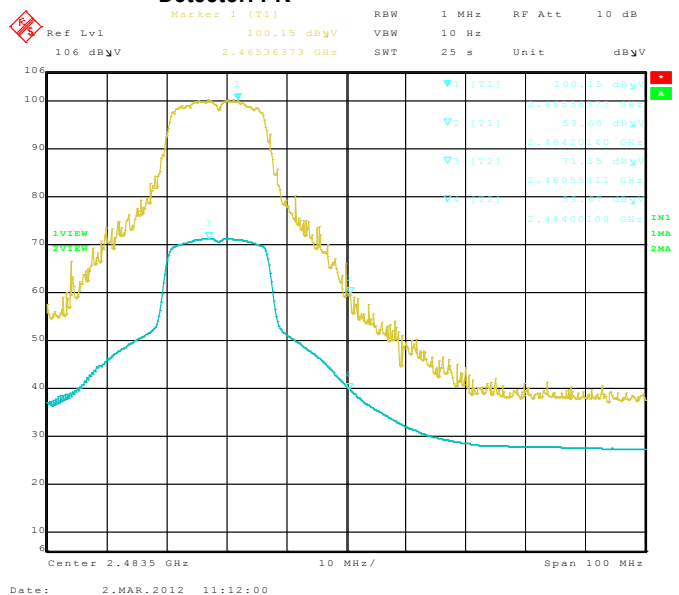


Figure 2-20: Band-Edge Compliance of RF Radiated Emission
802.11g, Channel 11, 2462 MHz, Max Pol: H,
Detector: PK




	EMI Test Report for the BlackBerry® smartphone Model REV71UW APPENDIX 2	
Test Report No. RTS-5992-1203-14	Dates of Test February 23 to March 05, 2012	FCC ID: L6AREV70UW IC: 2503A-REV70UW

Figure 2-21: Band-Edge Compliance of RF Radiated Emission
802.11n, Channel 1, 2412 MHz, Max Pol: V,
Detector: PK

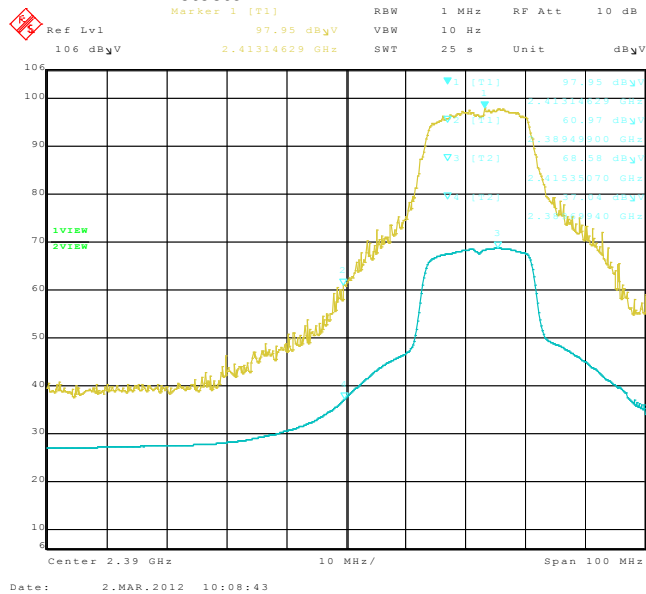


Figure 2-22: Band-Edge Compliance of RF Radiated Emission
802.11n, Channel 1, 2412 MHz, Max Pol: H,
Detector: PK

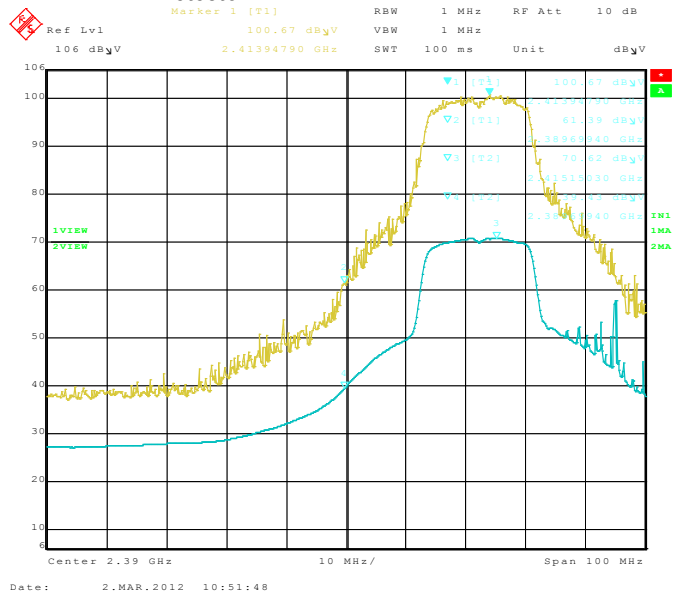


Figure 2-23: Band-Edge Compliance of RF Radiated Emission
802.11n, Channel 11, 2462 MHz, Max Pol: V,
Detector: PK

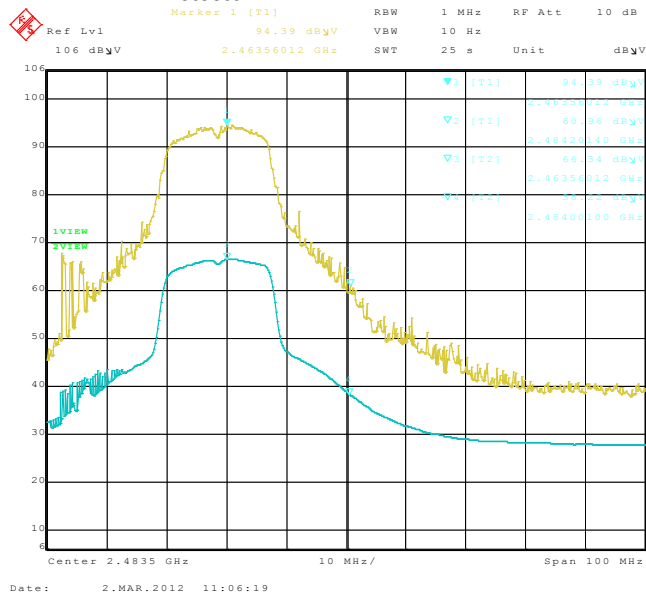
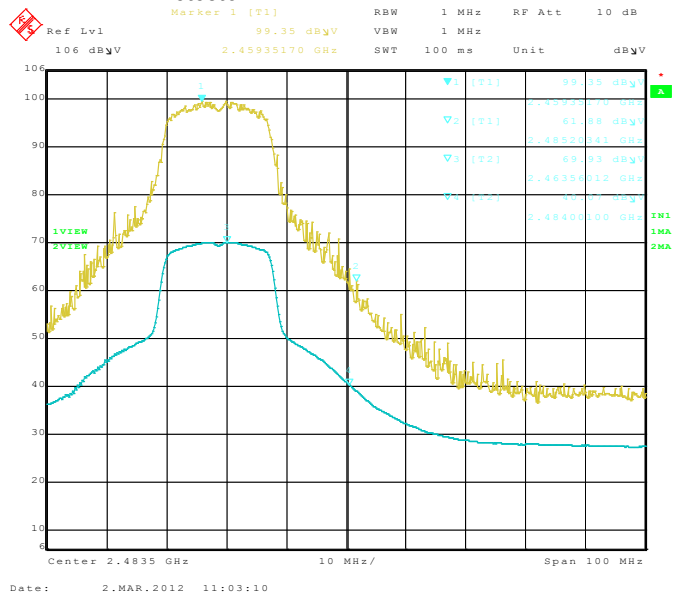




Figure 2-24: Band-Edge Compliance of RF Radiated Emission
802.11n, Channel 11, 2462 MHz, Max Pol: H,
Detector: PK



	EMI Test Report for the BlackBerry® smartphone Model REV71UW APPENDIX 3	
Test Report No. RTS-5992-1203-14	Dates of Test February 23 to March 05, 2012	FCC ID: L6AREV70UW IC: 2503A-REV70UW

APPENDIX 3 – BLUETOOTH CONDUCTED EMISSIONS TEST DATA/PLOTS

	EMI Test Report for the BlackBerry® smartphone Model REV71UW APPENDIX 3	
Test Report No. RTS-5992-1203-14	Dates of Test February 23 to March 05, 2012	FCC ID: L6AREV70UW IC: 2503A-REV70UW

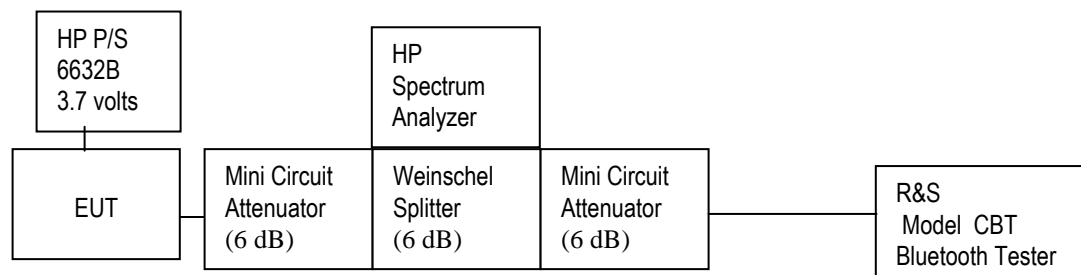
Bluetooth RF Conducted Emission Test Results

Bluetooth power output from BlackBerry® smartphone was at maximum for all the recorded measurements shown below.

The measurements were performed by Kevin Guo.


Date of test: February 23, 2012

Test Setup Diagram



A reference offset of 12.4 dB was applied to the spectrum analyzer reference level for the attenuators and coaxial cable loss in the test circuit.

The environmental test conditions were: Temperature: 24 °C
Relative Humidity: 37 %

	EMI Test Report for the BlackBerry® smartphone Model REV71UW APPENDIX 3	
Test Report No. RTS-5992-1203-14	Dates of Test February 23 to March 05, 2012	FCC ID: L6AREV70UW IC: 2503A-REV70UW

Bluetooth RF Conducted Emission Test Results cont'd

20 dB Bandwidth

The EUT met the requirements of the 20 dB bandwidth as per 47 CFR 15.247(a) and RSS-210. Low channel (0), middle channel (39) and high channel (78) were measured. Bluetooth was operating in single frequency mode.

Using pattern type "Static PBRS" and packet type "DH5" during the measurements.

Bluetooth Channel	Limit (MHz)	Measured Level (MHz)
0	≤1.0	0.927
39	≤1.0	0.923
78	≤1.0	0.923

See figures 3-1 to 3-3 for the plots of the 20 dB bandwidth measurements.

Figure 3-1: 20 dB Bandwidth

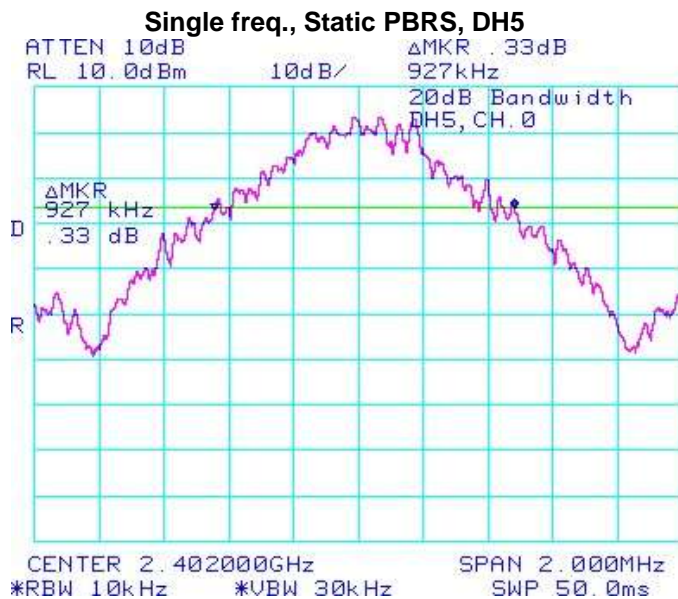
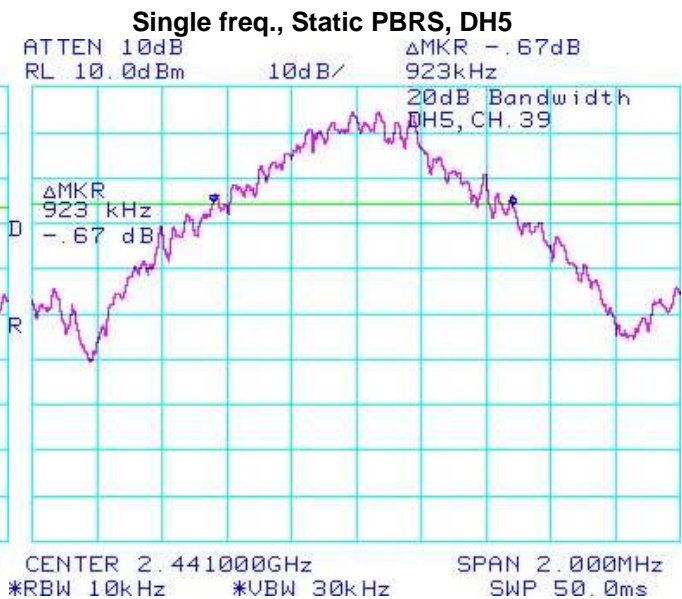



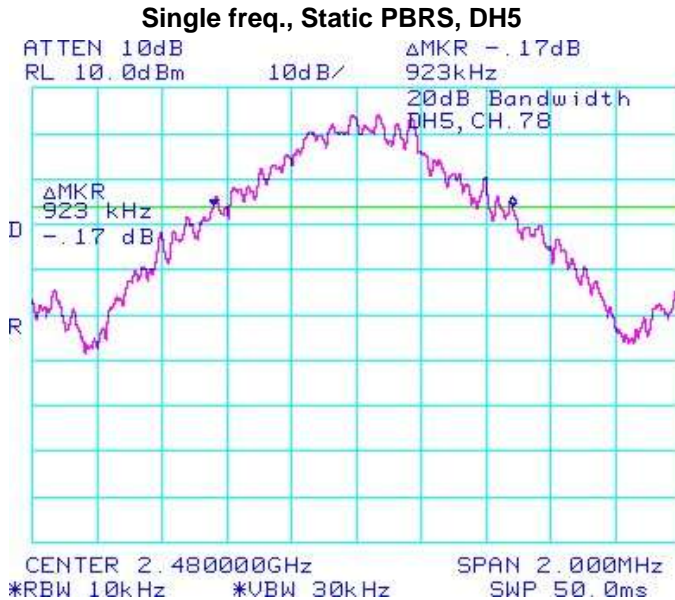
Figure 3-2: 20 dB Bandwidth



	EMI Test Report for the BlackBerry® smartphone Model REV71UW APPENDIX 3	
Test Report No. RTS-5992-1203-14	Dates of Test February 23 to March 05, 2012	FCC ID: L6AREV70UW IC: 2503A-REV70UW

Bluetooth RF Conducted Emission Test Results cont'd


Figure 3-3: 20 dB Bandwidth



Using Pattern type “Static PBRs” and packet type “2-DH5” during the measurements.

Bluetooth Channel	Limit (MHz)	Measured Level (MHz)
0	≤1.5	1.317
39	≤1.5	1.317
78	≤1.5	1.310

See figures 3-4 to 3-6 for the plots of the 20 dB bandwidth measurements.

	EMI Test Report for the BlackBerry® smartphone Model REV71UW APPENDIX 3	
Test Report No. RTS-5992-1203-14	Dates of Test February 23 to March 05, 2012	FCC ID: L6AREV70UW IC: 2503A-REV70UW

Bluetooth RF Conducted Emission Test Results cont'd

Figure 3-4: 20 dB Bandwidth

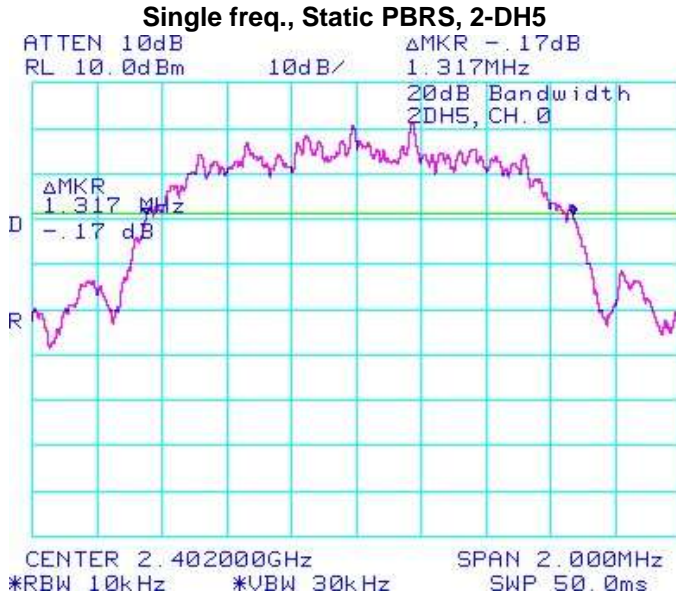


Figure 3-5: 20 dB Bandwidth

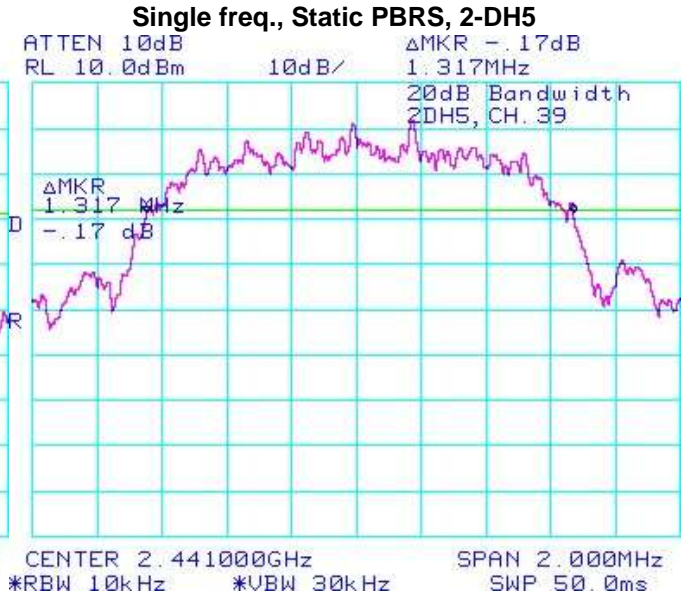
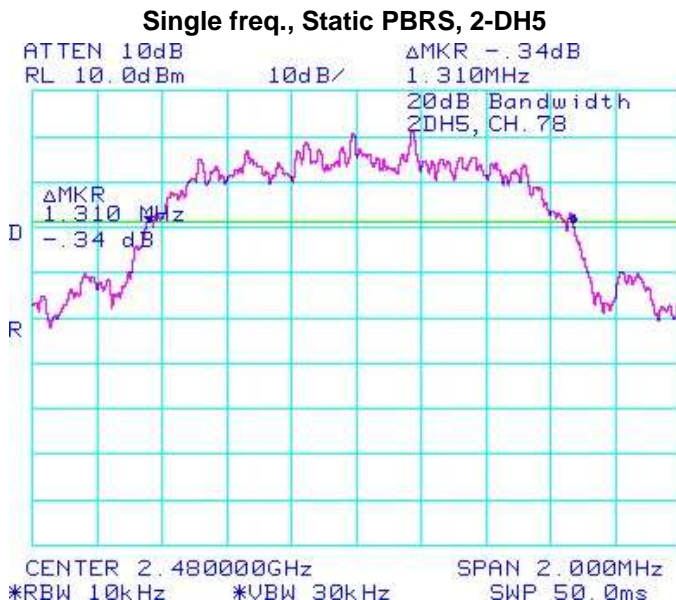



Figure 3-6: 20 dB Bandwidth



	EMI Test Report for the BlackBerry® smartphone Model REV71UW APPENDIX 3	
Test Report No. RTS-5992-1203-14	Dates of Test February 23 to March 05, 2012	FCC ID: L6AREV70UW IC: 2503A-REV70UW

Using Pattern type “Static PBRs” and packet type “3-DH5” during the measurements.

Bluetooth Channel	Limit (MHz)	Measured Level (MHz)
0	≤1.5	1.317
39	≤1.5	1.313
78	≤1.5	1.313

See figures 3-7 to 3-9 for the plots of the 20 dB bandwidth measurements.

Figure 3-7: 20 dB Bandwidth

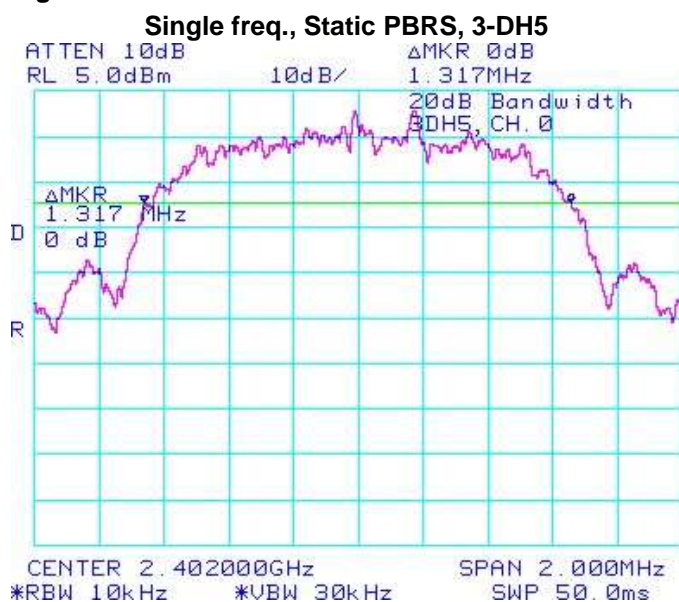
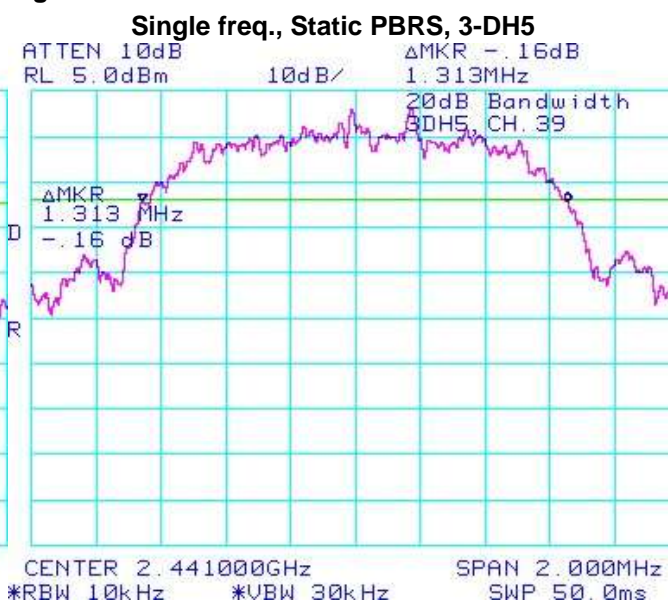



Figure 3-8: 20 dB Bandwidth

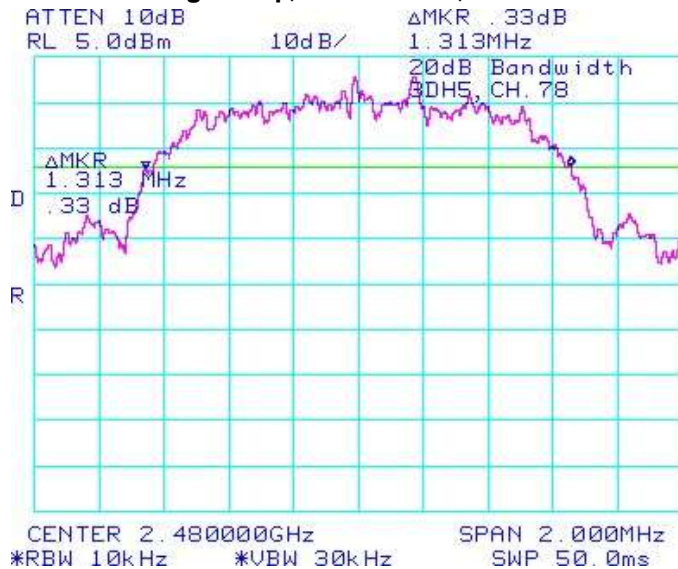



	EMI Test Report for the BlackBerry® smartphone Model REV71UW APPENDIX 3	
Test Report No. RTS-5992-1203-14	Dates of Test February 23 to March 05, 2012	FCC ID: L6AREV70UW IC: 2503A-REV70UW

Bluetooth RF Conducted Emission Test Results cont'd

Figure 3-9: 20 dB Bandwidth

Single freq., Static PBRs, 3-DH5



	EMI Test Report for the BlackBerry® smartphone Model REV71UW APPENDIX 3	
Test Report No. RTS-5992-1203-14	Dates of Test February 23 to March 05, 2012	FCC ID: L6AREV70UW IC: 2503A-REV70UW

Bluetooth RF Conducted Emission Test Results cont'd

Carrier Frequency Separation

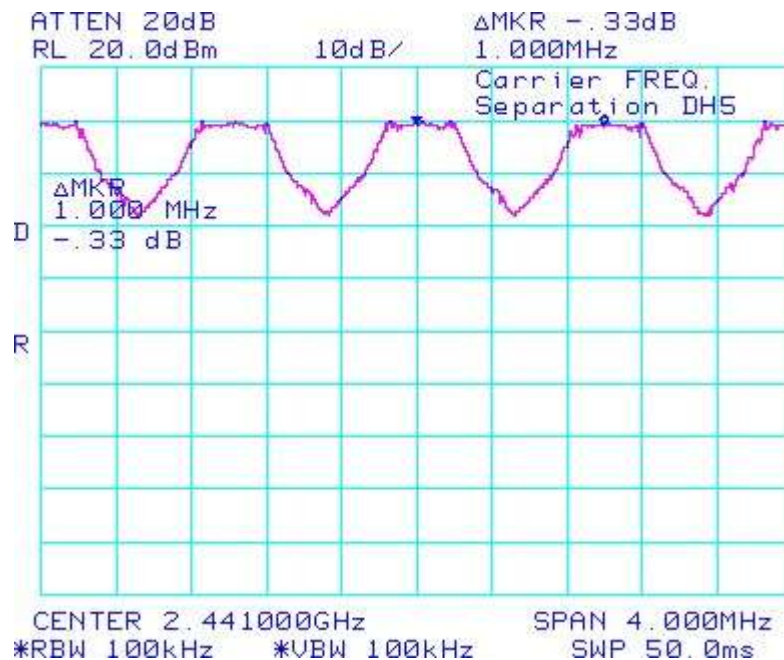
The EUT met the requirements of the Carrier Frequency Separation as per 47 CFR 15.247(a) and RSS-210. Channel 38 to 39 was measured. Bluetooth was operating in frequency hopping (Euro/US) mode.


Using pattern type "Static PBRS" and packet type "DH5" during the measurements.

Bluetooth Channels	Limit (MHz)	Measured Level (MHz)
38 to 39	≥ 0.025 or 20 dB bandwidth	1.000

See figure 3-10 for the plot of the Carrier Frequency Separation measurement.

Figure 3-10: Carrier Frequency Separation, Freq. Hopping, Static PBRS, DH5, Channels 38 to 39



	EMI Test Report for the BlackBerry® smartphone Model REV71UW APPENDIX 3	
Test Report No. RTS-5992-1203-14	Dates of Test February 23 to March 05, 2012	FCC ID: L6AREV70UW IC: 2503A-REV70UW

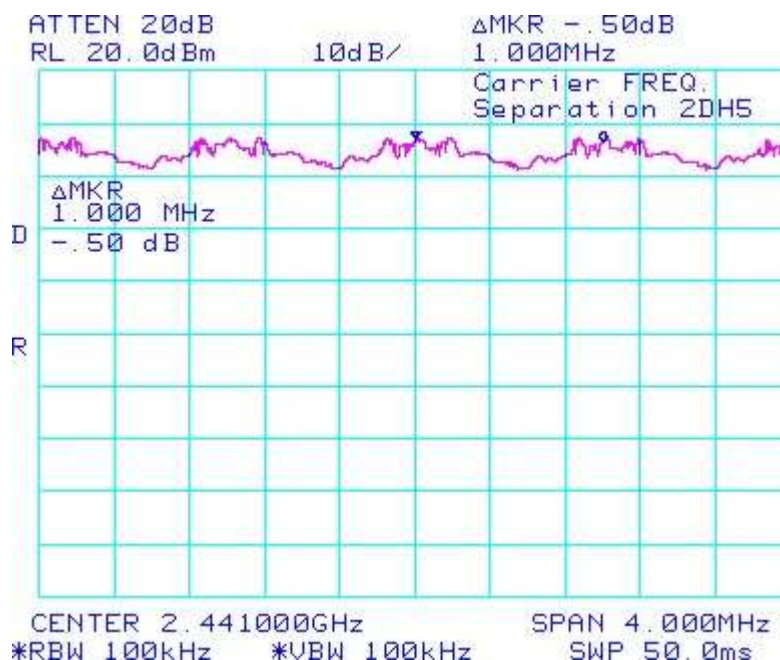
Bluetooth RF Conducted Emission Test Results cont'd


Using Pattern type “Static PBRS” and packet type “2-DH5” during the measurements.

Bluetooth Channels	Limit (MHz)	Measured Level (MHz)
38 to 39	≥ 0.025 or 20 dB bandwidth	1.000

See figure 3-11 for the plot of the Carrier Frequency Separation measurement.

Figure 3-11: Carrier Frequency Separation, Freq. Hopping, Static PBRS, 2-DH5, Channels 38 to 39



	EMI Test Report for the BlackBerry® smartphone Model REV71UW APPENDIX 3	
Test Report No. RTS-5992-1203-14	Dates of Test February 23 to March 05, 2012	FCC ID: L6AREV70UW IC: 2503A-REV70UW

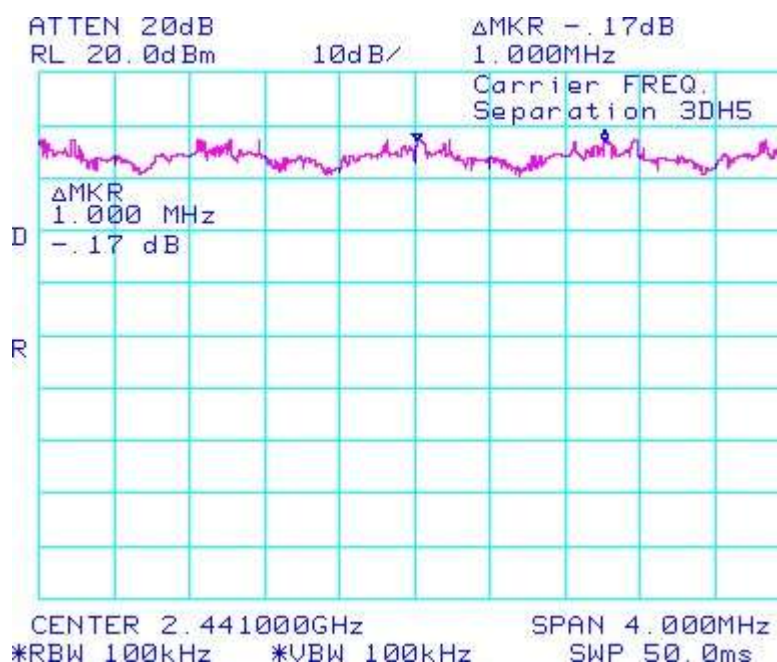
Bluetooth RF Conducted Emission Test Results cont'd


Using Pattern type “Static PBRS” and packet type “3-DH5” during the measurements.

Bluetooth Channels	Limit (MHz)	Measured Level (MHz)
38 to 39	≥ 0.025 or 20 dB bandwidth	1.000

See figure 3-12 for the plot of the Carrier Frequency Separation measurement.

Figure 3-12: Carrier Frequency Separation, Freq. Hopping, Static PBRS, 3-DH5, Channels 38 to 39



	EMI Test Report for the BlackBerry® smartphone Model REV71UW APPENDIX 3	
Test Report No. RTS-5992-1203-14	Dates of Test February 23 to March 05, 2012	FCC ID: L6AREV70UW IC: 2503A-REV70UW

Bluetooth RF Conducted Emission Test Results cont'd

Number of Hopping Frequencies

The EUT met the requirements of the number of hopping frequencies as per 47 CFR 15.247(a) and RSS-210. Bluetooth was operating in frequency hopping (Euro/US) mode.

Using pattern type “Static PBRs” and packet type “DH5” during the measurements.

Limit (CH)	Number of Hopping Frequencies (CH)
≥75	79

See figures 3-13 to 3-16 for the plots of the number of hopping frequencies.

Figure 3-13: Number of Hopping Frequencies
Static PBRs, DH5

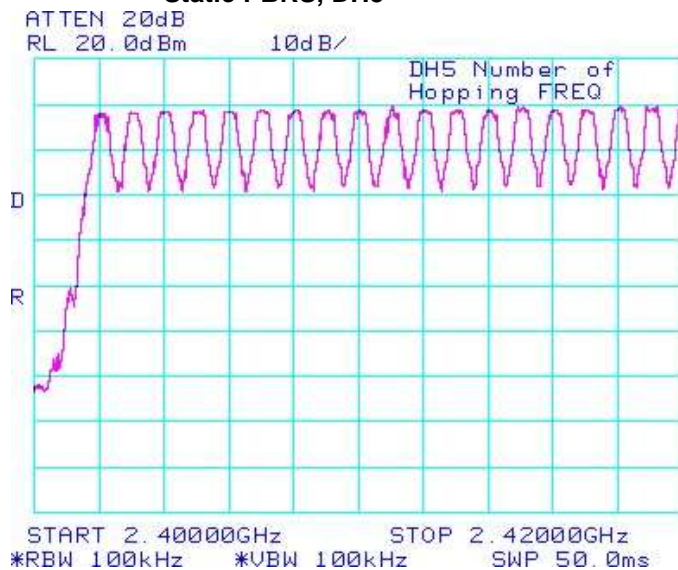
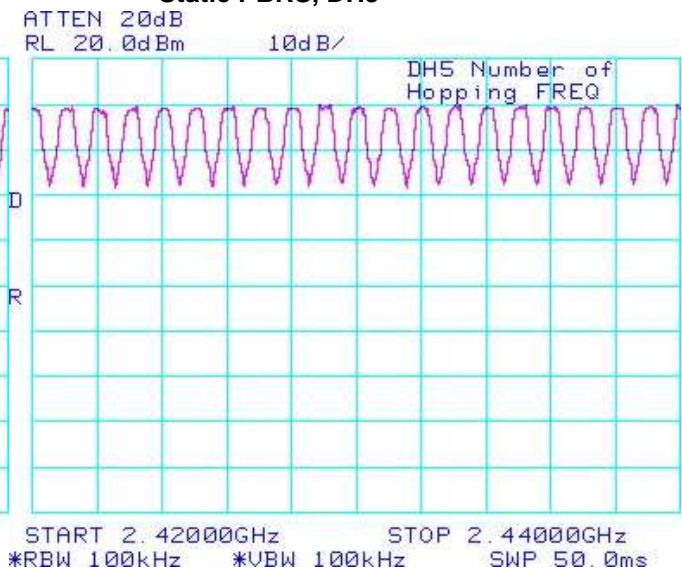



Figure 3-14: Number of Hopping Frequencies
Static PBRs, DH5



	EMI Test Report for the BlackBerry® smartphone Model REV71UW APPENDIX 3	
Test Report No. RTS-5992-1203-14	Dates of Test February 23 to March 05, 2012	FCC ID: L6AREV70UW IC: 2503A-REV70UW

Bluetooth RF Conducted Emission Test Results cont'd

Figure 3-15: Number of Hopping Frequencies

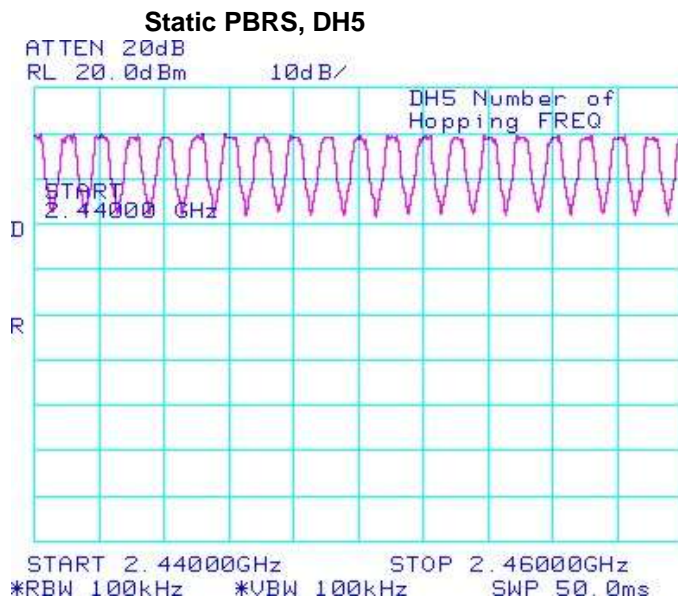
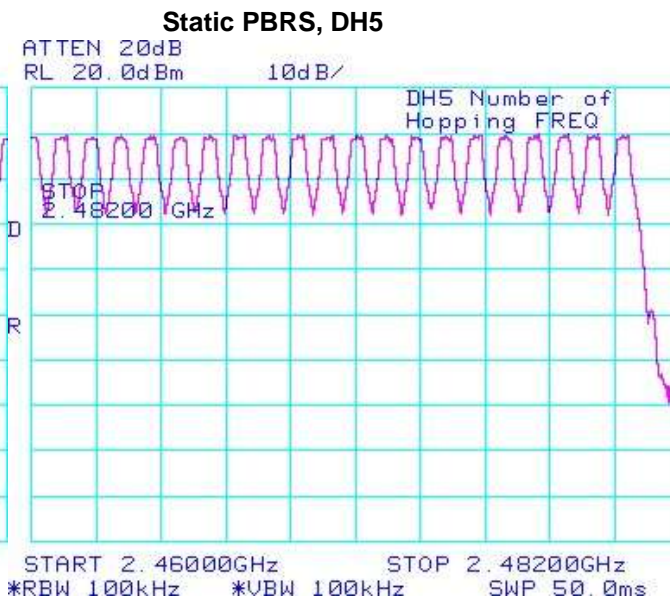


Figure 3-16: Number of Hopping Frequencies




Time of Occupancy (Dwell Time)

The EUT met the requirements of the time of occupancy (dwell time) as per 47 CFR 15.247(a) and RSS-210. Low channel (0), middle channel (39) and high channel (78) were measured in packet types DH1, DH3 and DH5. Bluetooth was operating in frequency hopping (Euro/US) mode during the measurements. The frequency hopping is 1600 hops per second for a dwell time of 625 μ sec for 79 channels.

A DH1 packet needs one time slot for transmitting and one time slot for receiving. The frequency hopping is 800 hops per second with 79 channels which is 10.127 times per second. As per 15.247(a) (iii) "The average time of occupancy on any channel shall not be greater than 0.4 seconds within a period of 0.4 seconds multiplied by the number of hopping channels employed". Therefore for 31.6 seconds (79×0.4) there are 320.0 times of appearance.

A DH3 packet needs one time slot for transmitting and one time slot for receiving. The frequency hopping is 400 hops per second with 79 channels which is 5.06 times per second. Therefore for 31.6 seconds there are 159.9 times of appearance.

A DH5 packet needs one time slot for transmitting and one time slot for receiving. The frequency hopping is 266.7 hops per second with 79 channels which is 3.38 times per second. Therefore for 31.6 seconds there are 106.8 times of appearance.

	EMI Test Report for the BlackBerry® smartphone Model REV71UW APPENDIX 3	
Test Report No. RTS-5992-1203-14	Dates of Test February 23 to March 05, 2012	FCC ID: L6AREV70UW IC: 2503A-REV70UW

Bluetooth RF Conducted Emission Test Results cont'd

Bluetooth Channel	Mode	Tx Time (ms)	Dwell Time/31.6 sec. (msec.)	Limit (msec.)	Margin (msec.)
0	DH1	0.4140	$0.4140 \times 320.0 = 132.48$	400	267.52
39	DH1	0.4090	$0.4090 \times 320.0 = 130.88$	400	269.12
78	DH1	0.4110	$0.4110 \times 320.0 = 131.52$	400	268.48
0	DH3	1.6650	$1.6650 \times 159.9 = 266.23$	400	133.77
39	DH3	1.6650	$1.6650 \times 159.9 = 266.23$	400	133.77
78	DH3	1.6710	$1.6710 \times 159.9 = 267.19$	400	132.81
0	DH5	2.9200	$2.9200 \times 106.8 = 311.86$	400	88.14
39	DH5	2.9200	$2.9200 \times 106.8 = 311.86$	400	88.14
78	DH5	2.9200	$2.9200 \times 106.8 = 311.86$	400	88.14

See figures 3-17 to 3-25 for the plots of the dwell time.

Bluetooth RF Conducted Emission Test Results cont'd

Figure 3-17: Time of Occupancy (Dwell Time)

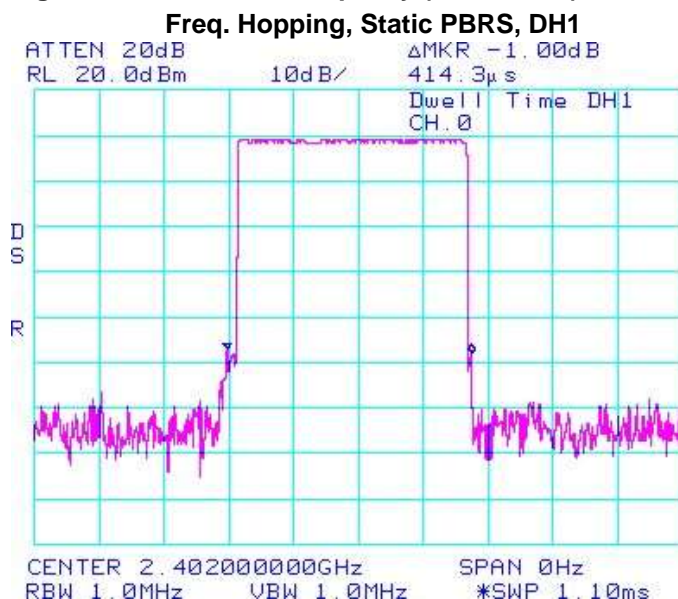
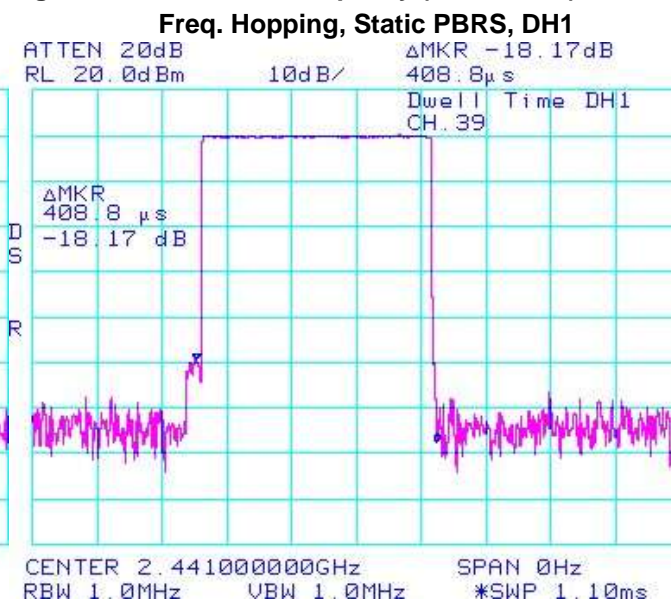



Figure 3-18: Time of Occupancy (Dwell Time)



	EMI Test Report for the BlackBerry® smartphone Model REV71UW APPENDIX 3	
Test Report No. RTS-5992-1203-14	Dates of Test February 23 to March 05, 2012	FCC ID: L6AREV70UW IC: 2503A-REV70UW

Bluetooth RF Conducted Emission Test Results cont'd

Figure 3-19: Time of Occupancy (Dwell Time)
Freq. Hopping, Static PBRS, DH1

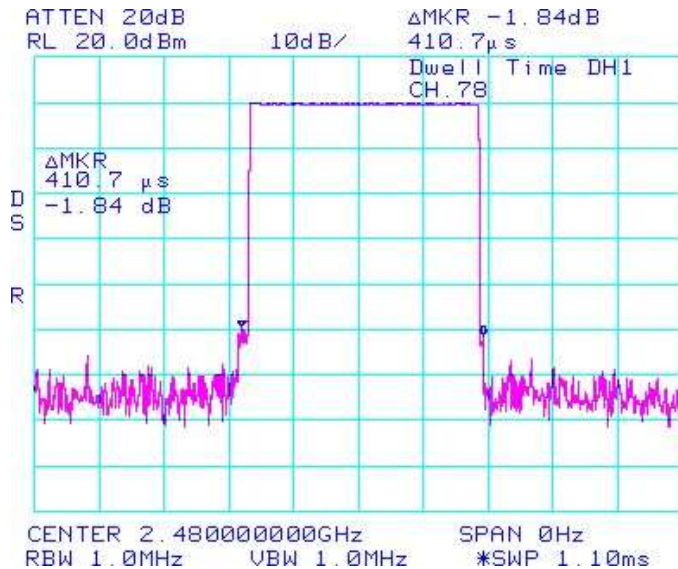


Figure 3-20: Time of Occupancy (Dwell Time)
Freq. Hopping, Static PBRS, DH3

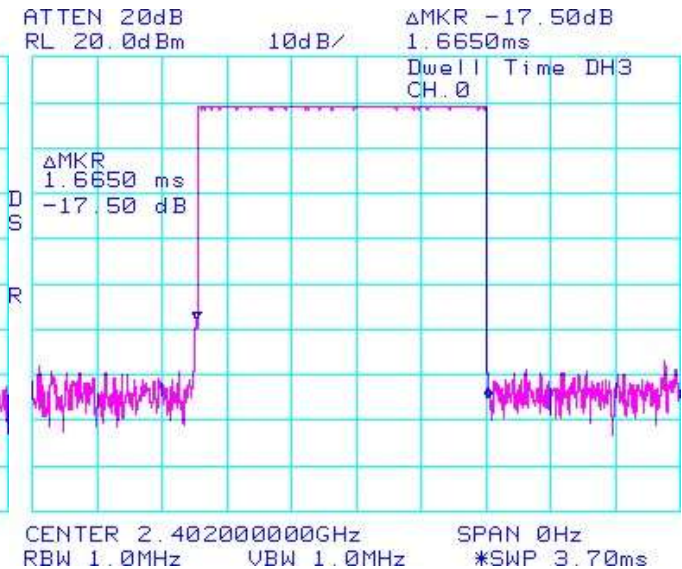


Figure 3-21: Time of Occupancy (Dwell Time)
Freq. Hopping, Static PBRS, DH3

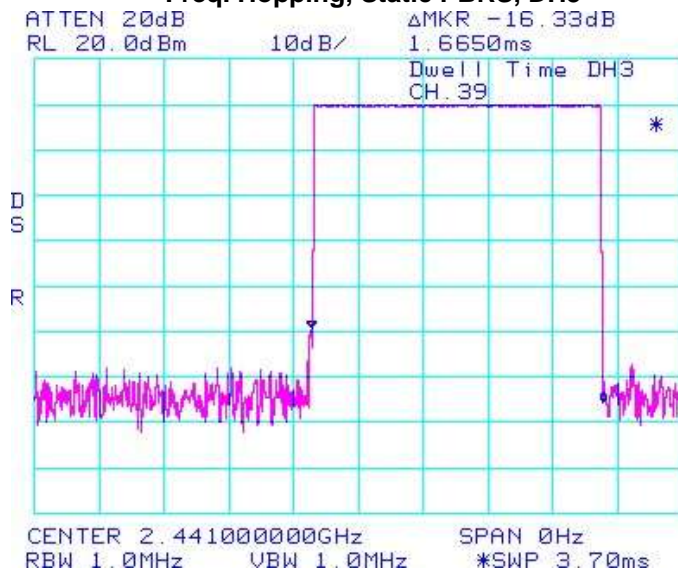
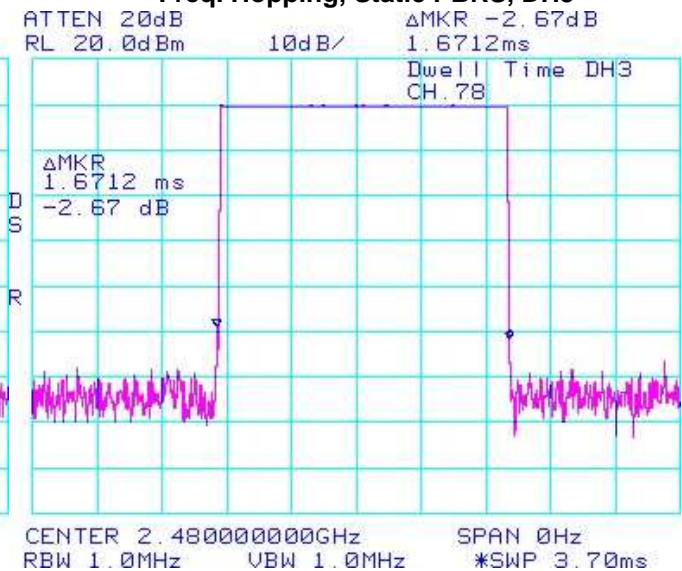



Figure 3-22: Time of Occupancy (Dwell Time)
Freq. Hopping, Static PBRS, DH3



	EMI Test Report for the BlackBerry® smartphone Model REV71UW APPENDIX 3	
Test Report No. RTS-5992-1203-14	Dates of Test February 23 to March 05, 2012	FCC ID: L6AREV70UW IC: 2503A-REV70UW

Bluetooth RF Conducted Emission Test Results cont'd

Figure 3-23: Time of Occupancy (Dwell Time)

Freq. Hopping, Static PBRs, DH5

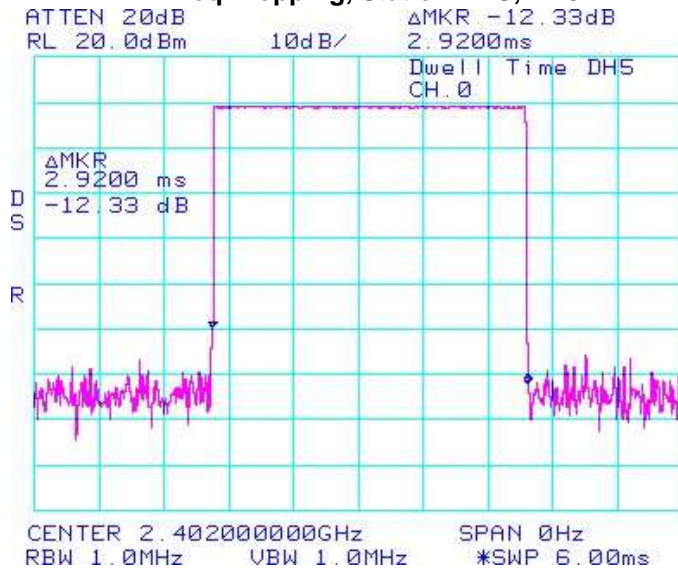


Figure 3-24: Time of Occupancy (Dwell Time)

Freq. Hopping, Static PBRs, DH5

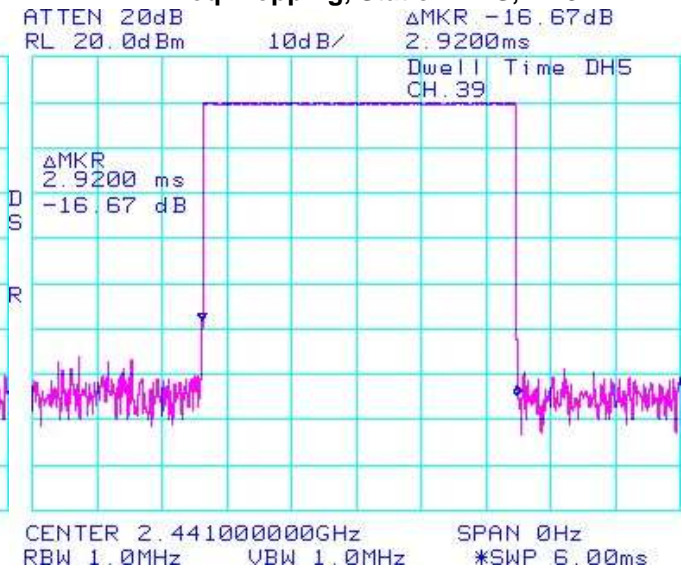
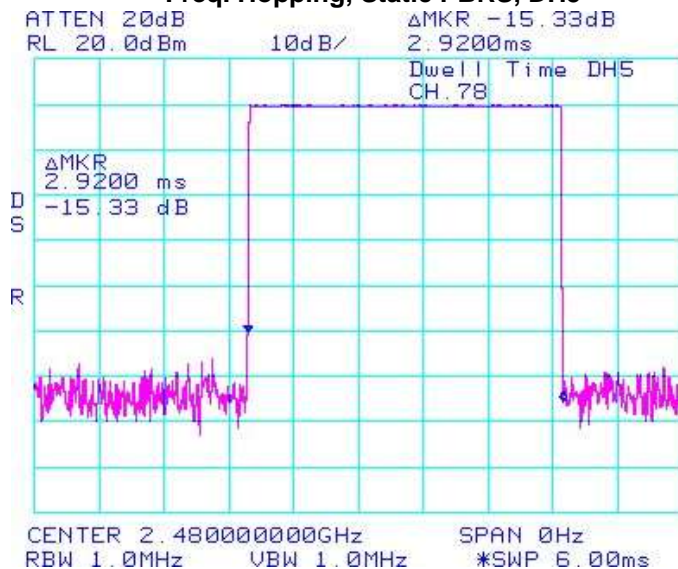



Figure 3-25: Time of Occupancy (Dwell Time)

Freq. Hopping, Static PBRs, DH5



	EMI Test Report for the BlackBerry® smartphone Model REV71UW APPENDIX 3	
Test Report No. RTS-5992-1203-14	Dates of Test February 23 to March 05, 2012	FCC ID: L6AREV70UW IC: 2503A-REV70UW

Bluetooth RF Conducted Emission Test Results cont'd

Maximum Peak Conducted Output Power

The EUT met the requirements of the maximum peak conducted output power of class 1 as per 47 CFR 15.247(b) and RSS-210. Low channel (0), middle channel (39) and high channel (78) were measured. Bluetooth was operating in single frequency mode during the measurements. A reference offset of 12.4 dB was applied to the spectrum analyzer reference level for the coaxial cable loss and attenuators in the test circuit.

Using pattern type "Static PBRs" and packet type "DH5" during the measurements.

Bluetooth Channel	Measured Level (dBm)	Measured Level (W)	Class 1 Limit (dBm)
0	9.50	0.00891	0.0 to 20.0
39	10.33	0.01079	0.0 to 20.0
78	10.17	0.01040	0.0 to 20.0

See figures 3-26 to 3-28 for the plots of the maximum peak conducted output power.

Figure 3-26: Max. Peak Conducted Output Power
Single Freq., Static PBRs, DH5

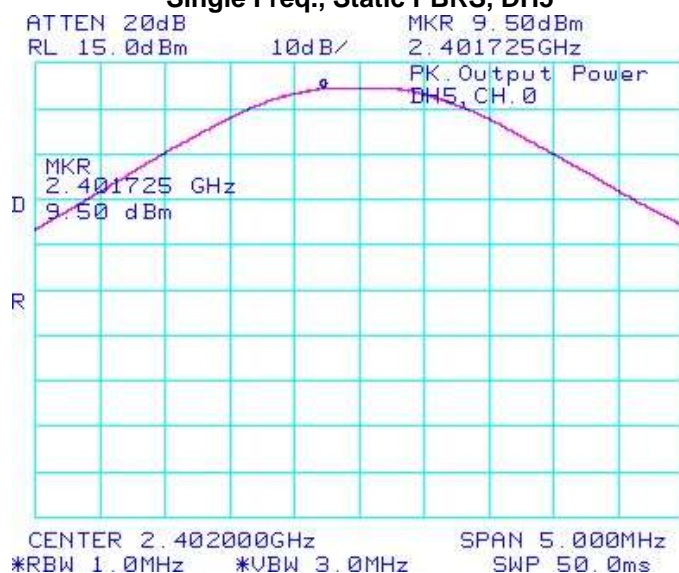
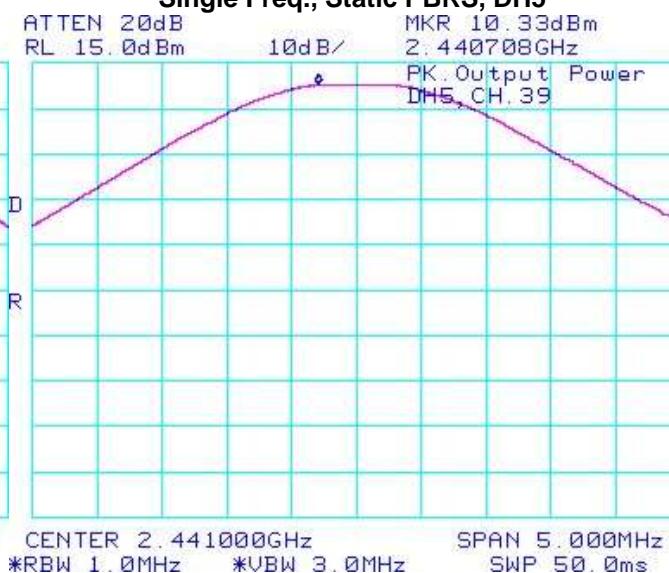



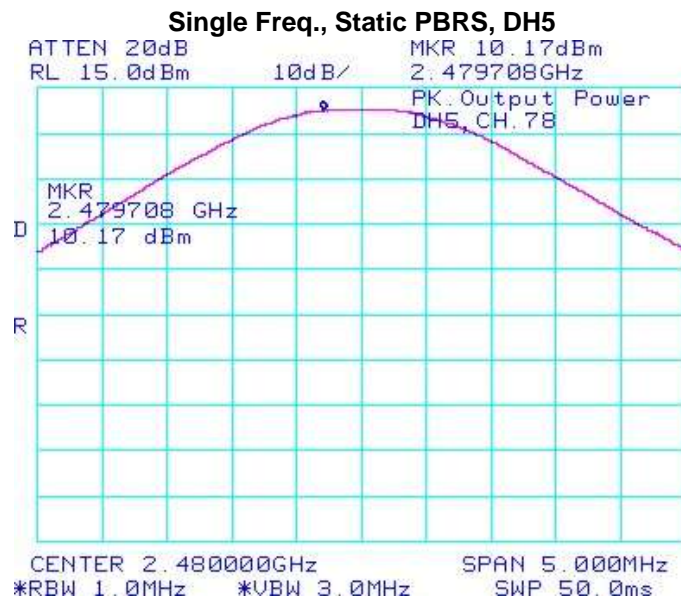
Figure 3-27: Max. Peak Conducted Output Power
Single Freq., Static PBRs, DH5



	EMI Test Report for the BlackBerry® smartphone Model REV71UW APPENDIX 3	
Test Report No. RTS-5992-1203-14	Dates of Test February 23 to March 05, 2012	FCC ID: L6AREV70UW IC: 2503A-REV70UW

Bluetooth RF Conducted Emission Test Results cont'd


Figure 3-28: Max. Peak Conducted Output Power



Using Pattern type “Static PBRs” and packet type “2-DH5” during the measurements.

Bluetooth Channel	Measured Level (dBm)	Measured Level (W)	Class 1 Limit (dBm)
0	9.00	0.00794	0.0 to 20.0
39	9.83	0.00962	0.0 to 20.0
78	9.67	0.00927	0.0 to 20.0

See figures 3-29 to 3-31 for the plots of the maximum peak conducted output power.

	EMI Test Report for the BlackBerry® smartphone Model REV71UW APPENDIX 3	
Test Report No. RTS-5992-1203-14	Dates of Test February 23 to March 05, 2012	FCC ID: L6AREV70UW IC: 2503A-REV70UW

Bluetooth RF Conducted Emission Test Results cont'd

Figure 3-29: Max. Peak Conducted Output Power
Single Freq., Static PBRs, 2-DH5

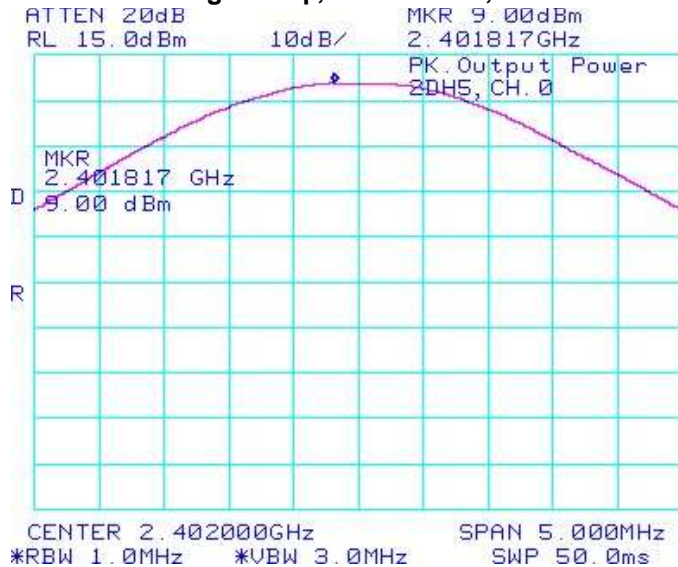


Figure 3-30: Max. Peak Conducted Output Power
Single Freq., Static PBRs, 2-DH5

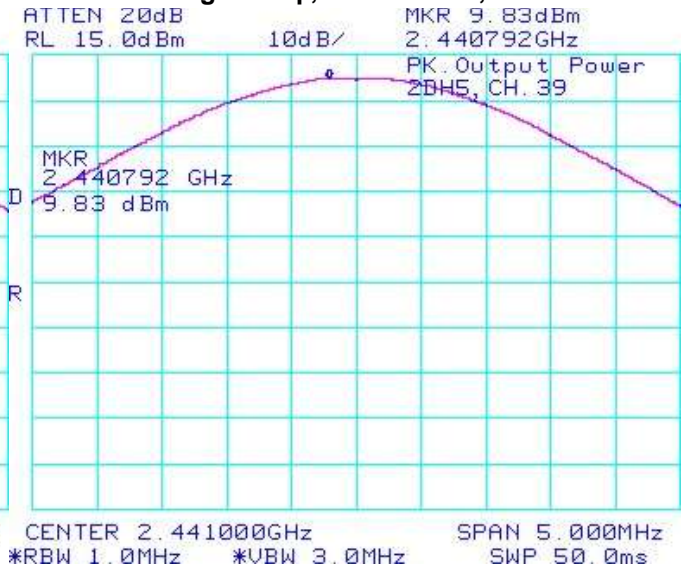
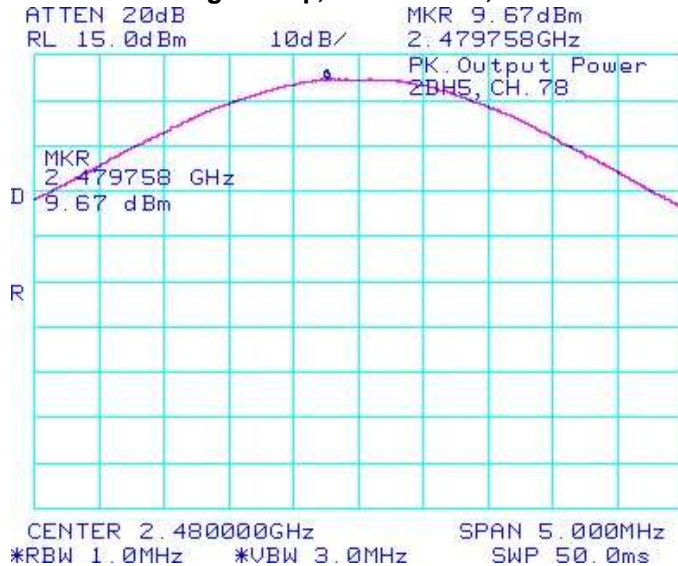



Figure 3-31: Max. Peak Conducted Output Power
Single Freq., Static PBRs, 2-DH5



	EMI Test Report for the BlackBerry® smartphone Model REV71UW APPENDIX 3	
Test Report No. RTS-5992-1203-14	Dates of Test February 23 to March 05, 2012	FCC ID: L6AREV70UW IC: 2503A-REV70UW

Bluetooth RF Conducted Emission Test Results cont'd

Using Pattern type "Static PBRs" and packet type "3-DH5" during the measurements.

Bluetooth Channel	Measured Level (dBm)	Measured Level (W)	Class 1 Limit (dBm)
0	9.33	0.00857	0.0 to 20.0
39	10.33	0.01079	0.0 to 20.0
78	10.17	0.01040	0.0 to 20.0

See figures 3-32 to 3-34 for the plots of the maximum peak conducted output power.

Figure 3-32: Max. Peak Conducted Output Power
Single Freq., Static PBRs, 3-DH5

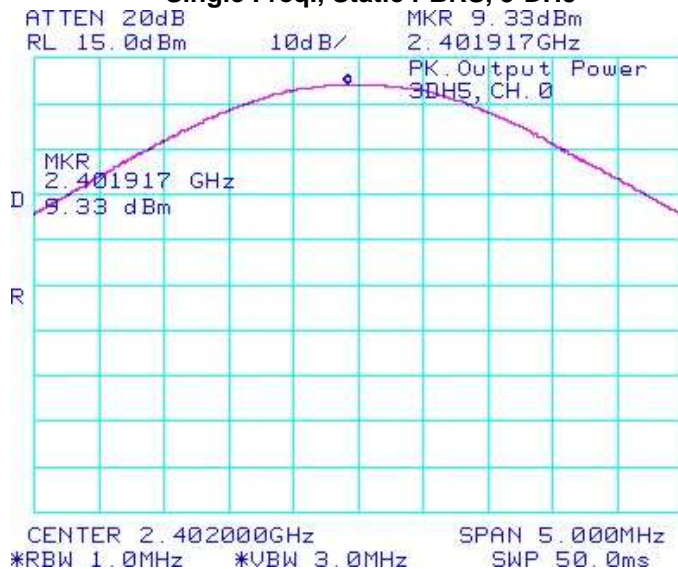
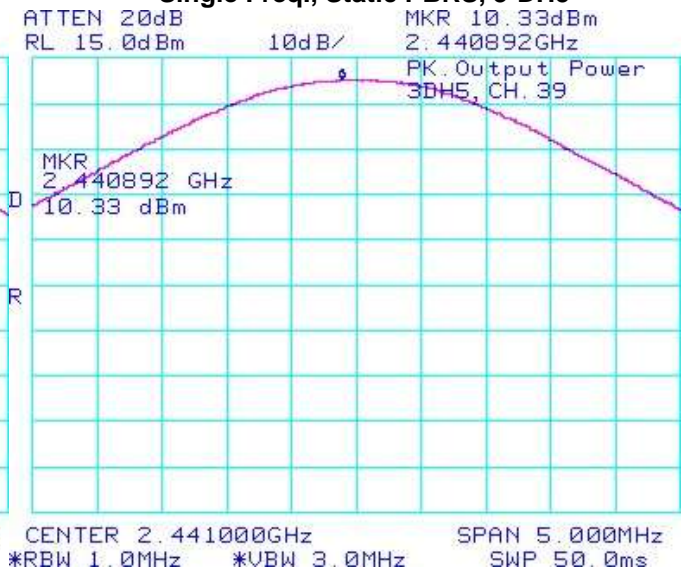



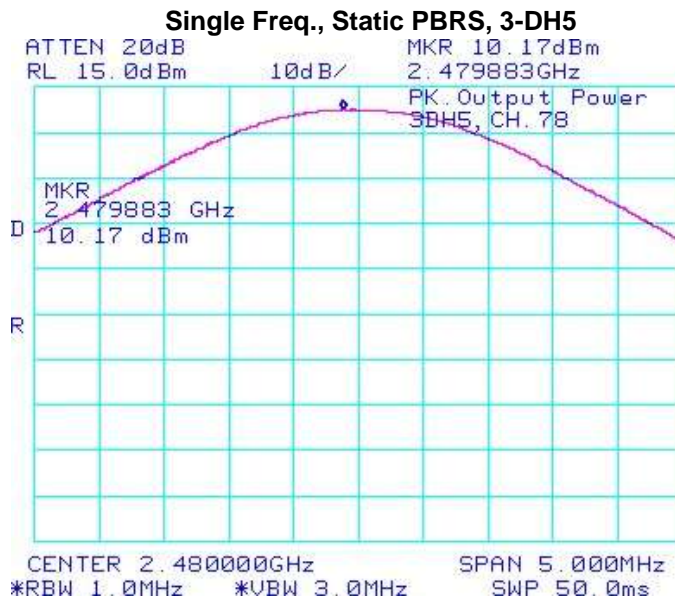
Figure 3-33: Max. Peak Conducted Output Power
Single Freq., Static PBRs, 3-DH5




	EMI Test Report for the BlackBerry® smartphone Model REV71UW APPENDIX 3	
Test Report No. RTS-5992-1203-14	Dates of Test February 23 to March 05, 2012	FCC ID: L6AREV70UW IC: 2503A-REV70UW

Bluetooth RF Conducted Emission Test Results cont'd

Figure 3-34: Max. Peak Conducted Output Power



	EMI Test Report for the BlackBerry® smartphone Model REV71UW APPENDIX 3	
Test Report No. RTS-5992-1203-14	Dates of Test February 23 to March 05, 2012	FCC ID: L6AREV70UW IC: 2503A-REV70UW

Bluetooth RF Conducted Emission Test Results cont'd

Band Edge Compliance

The EUT met the requirements of the band edge compliance as per 47 CFR 15.247(c) and RSS-210. Low channel (0) and high channel (78) were measured. Bluetooth was operating in single frequency and hopping mode.

Using pattern type “Static PBRs” and packet type “DH5” during the measurements.

Bluetooth Channel	Operating Mode	Measured Level (dBc)	Limit (dBc)	Margin (dB)
0	Single Frequency	-39.00	-20	-19.00
78	Single Frequency	-39.83	-20	-19.83
0	Hopping	-39.17	-20	-19.17
78	Hopping	-40.33	-20	-20.33

See figures 3-35 to 3-38 for the plots of the band edge compliance measurements.

Figure 3-35: Band Edge Compliance

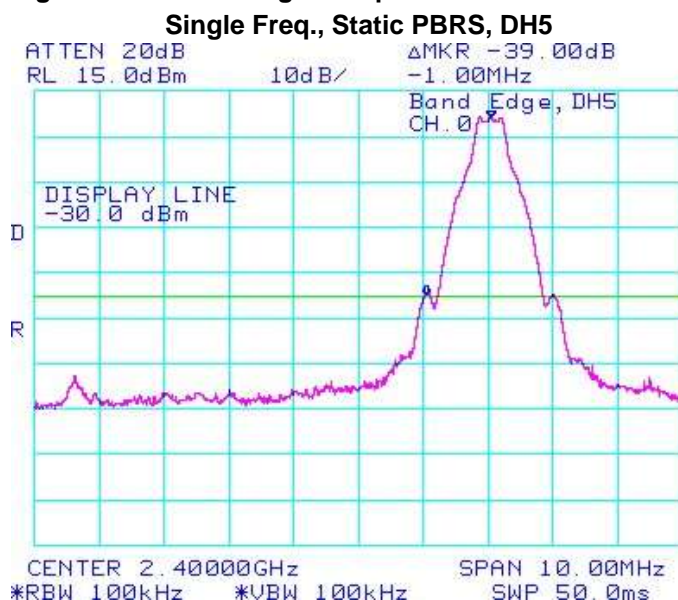
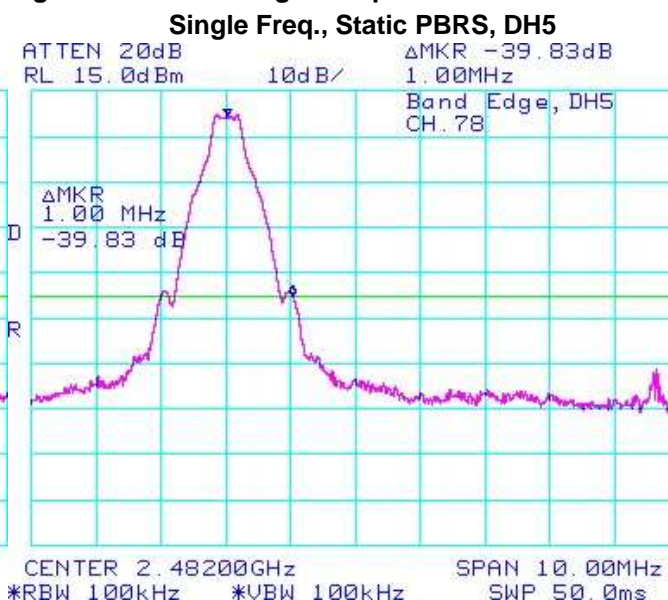



Figure 3-36: Band Edge Compliance



	EMI Test Report for the BlackBerry® smartphone Model REV71UW APPENDIX 3	
Test Report No. RTS-5992-1203-14	Dates of Test February 23 to March 05, 2012	FCC ID: L6AREV70UW IC: 2503A-REV70UW

Bluetooth RF Conducted Emission Test Results cont'd

Figure 3-37: Band Edge Compliance

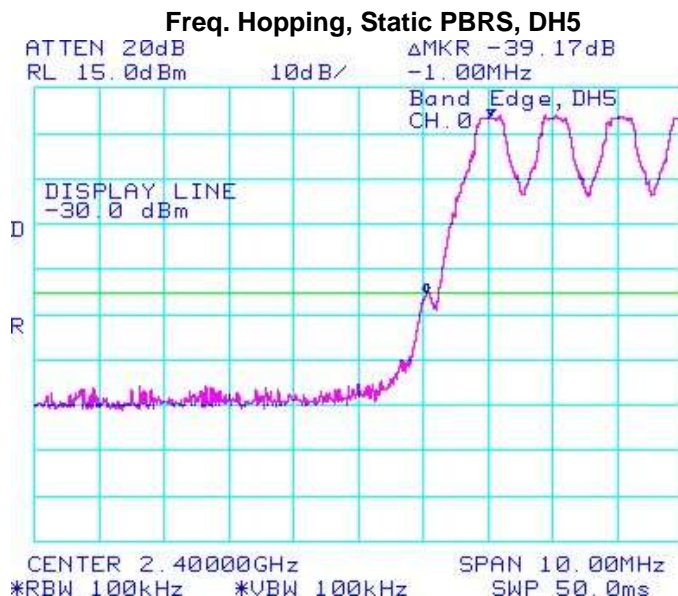
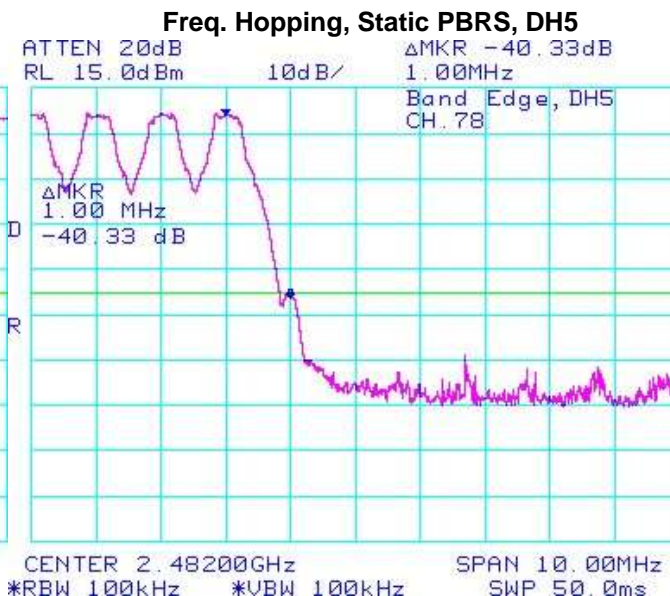



Figure 3-38: Band Edge Compliance



Using pattern type “Static PBRS” and packet type “2-DH5” during the measurements.

Bluetooth Channel	Operating Mode	Measured Level (dBc)	Limit (dBc)	Margin (dB)
0	Single Frequency	-37.16	-20	-17.16
78	Single Frequency	-31.50	-20	-11.50
0	Hopping	-38.00	-20	-18.00
78	Hopping	-31.50	-20	-11.50

See figures 3-39 to 3-42 for the plots of the band edge compliance measurements.

	EMI Test Report for the BlackBerry® smartphone Model REV71UW APPENDIX 3	
Test Report No. RTS-5992-1203-14	Dates of Test February 23 to March 05, 2012	FCC ID: L6AREV70UW IC: 2503A-REV70UW

Bluetooth RF Conducted Emission Test Results cont'd

Figure 3-39: Band Edge Compliance

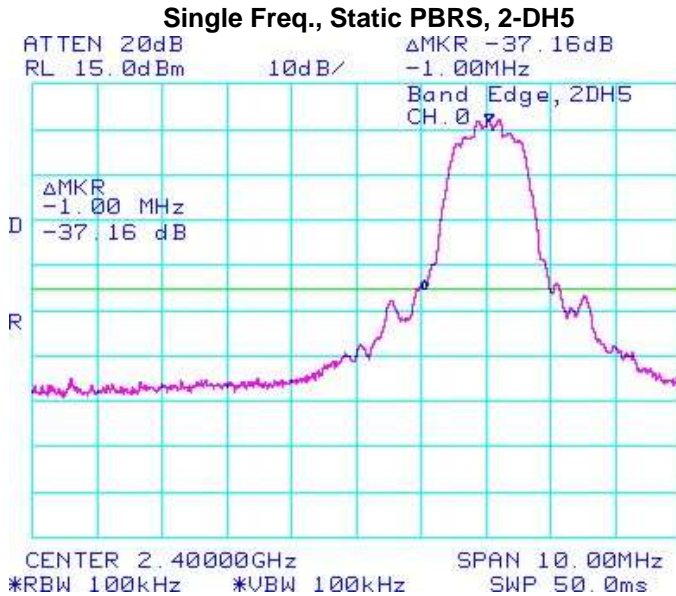


Figure 3-40: Band Edge Compliance

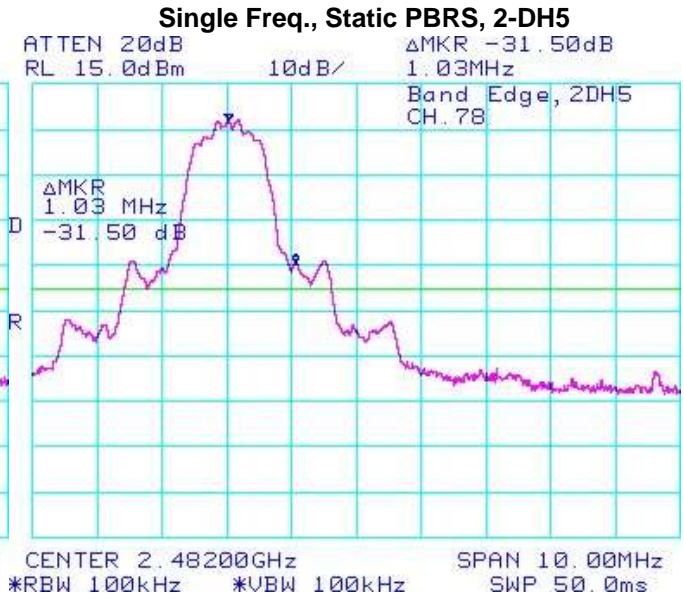


Figure 3-41: Band Edge Compliance

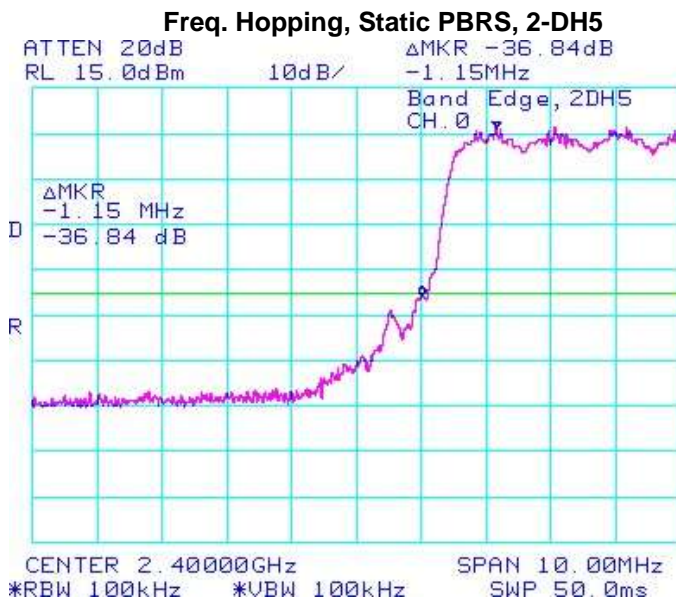
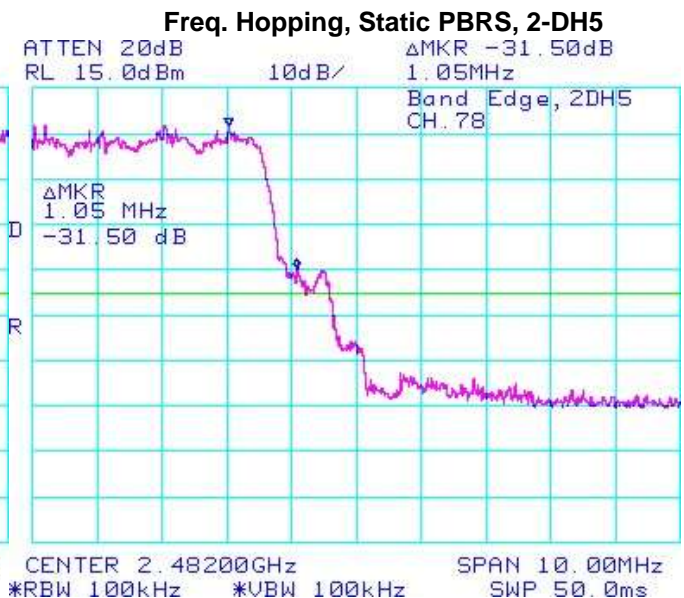



Figure 3-42: Band Edge Compliance



	EMI Test Report for the BlackBerry® smartphone Model REV71UW APPENDIX 3	
Test Report No. RTS-5992-1203-14	Dates of Test February 23 to March 05, 2012	FCC ID: L6AREV70UW IC: 2503A-REV70UW

Bluetooth RF Conducted Emission Test Results cont'd

Using pattern type "Static PBRS" and packet type "3-DH5" during the measurements.

Bluetooth Channel	Operating Mode	Measured Level (dBc)	Limit (dBc)	Margin (dB)
0	Single Frequency	-37.00	-20	-17.00
78	Single Frequency	-30.50	-20	-10.50
0	Hopping	-36.50	-20	-16.50
78	Hopping	-30.00	-20	-10.00

See figures 3-43 to 3-46 for the plots of the band edge compliance measurements.

Figure 3-43: Band Edge Compliance

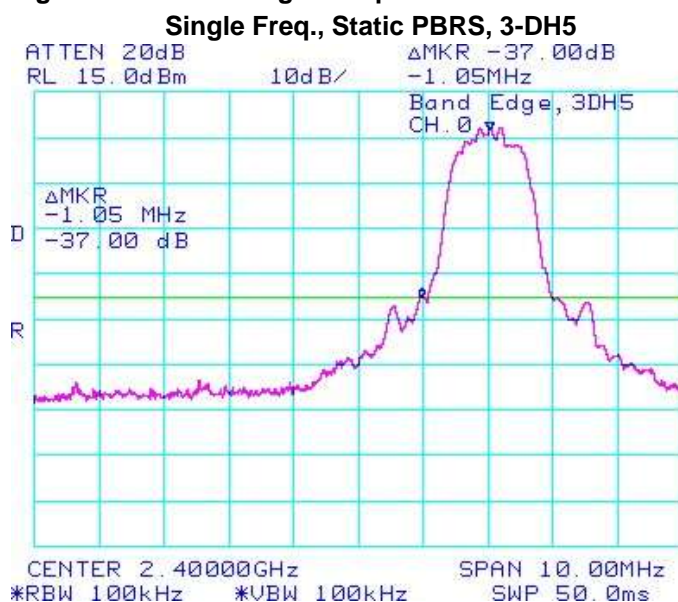
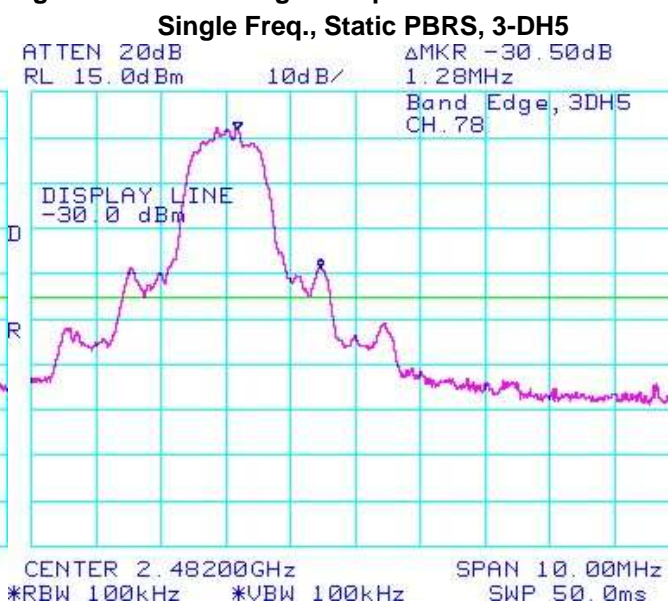



Figure 3-44: Band Edge Compliance



	EMI Test Report for the BlackBerry® smartphone Model REV71UW APPENDIX 3	
Test Report No. RTS-5992-1203-14	Dates of Test February 23 to March 05, 2012	FCC ID: L6AREV70UW IC: 2503A-REV70UW

Bluetooth RF Conducted Emission Test Results cont'd

Figure 3-45: Band Edge Compliance

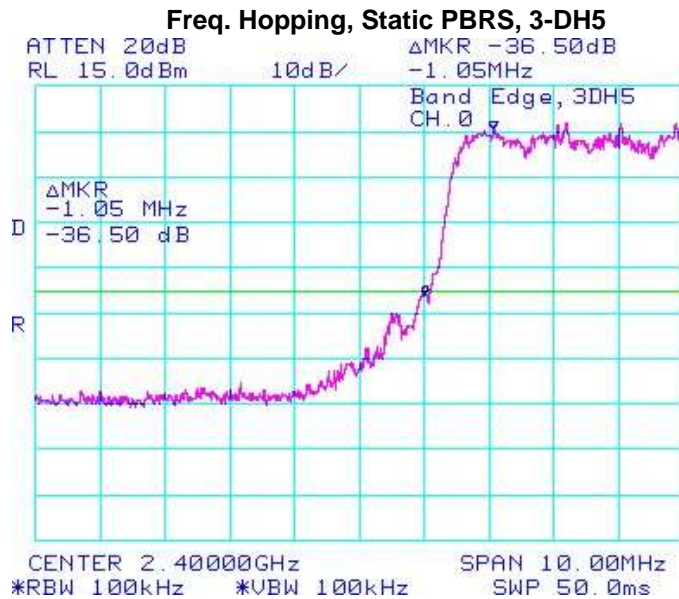
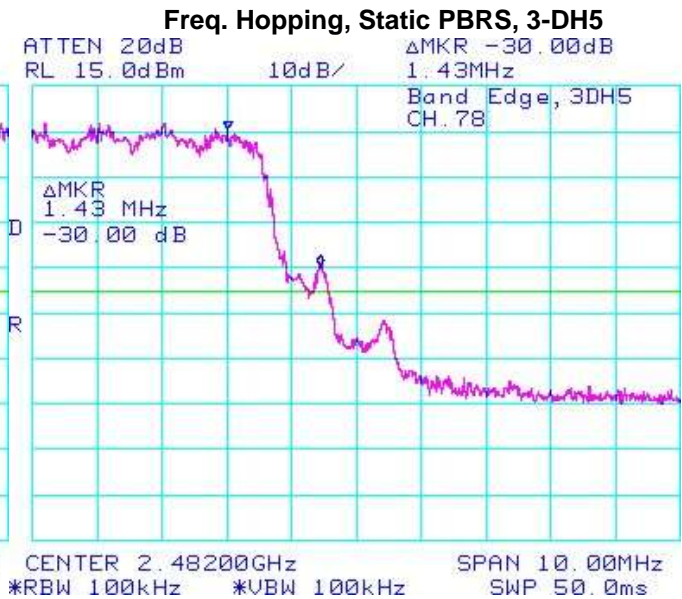



Figure 3-46: Band Edge Compliance



	EMI Test Report for the BlackBerry® smartphone Model REV71UW APPENDIX 3	
Test Report No. RTS-5992-1203-14	Dates of Test February 23 to March 05, 2012	FCC ID: L6AREV70UW IC: 2503A-REV70UW


Spurious RF Conducted Emissions

The EUT met the requirements of the spurious RF conducted emissions as per 47 CFR 15.247(c) and RSS-210. Low channel (0), mid channel (39) and high channel (78) were measured. Bluetooth was operating in single frequency and hopping mode. A reference offset of 12.4 dB was applied to the spectrum analyzer reference level for the attenuators and coaxial cable loss in the test circuit.

Using pattern type “Static PBRS” and packet type “DH5” during the measurements.

Bluetooth Channel	Channel Power (dBm)	Max. Measured Level (dBm)	Max. Measured Level from carrier (dBc)	Limit (dBc)
0	9.50	-21.17	-30.67	-20
39	10.33	-21.00	-31.33	-20
78	10.17	-21.33	-31.50	-20
Hopping mode	9.50	-40.67	-50.17	-20

See figures 3-47 to 3-50 for the plots of the spurious RF conducted emissions.

	EMI Test Report for the BlackBerry® smartphone Model REV71UW APPENDIX 3	
Test Report No. RTS-5992-1203-14	Dates of Test February 23 to March 05, 2012	FCC ID: L6AREV70UW IC: 2503A-REV70UW

Bluetooth RF Conducted Emission Test Results cont'd

Figure 3-47: Spurious RF Conducted Emissions

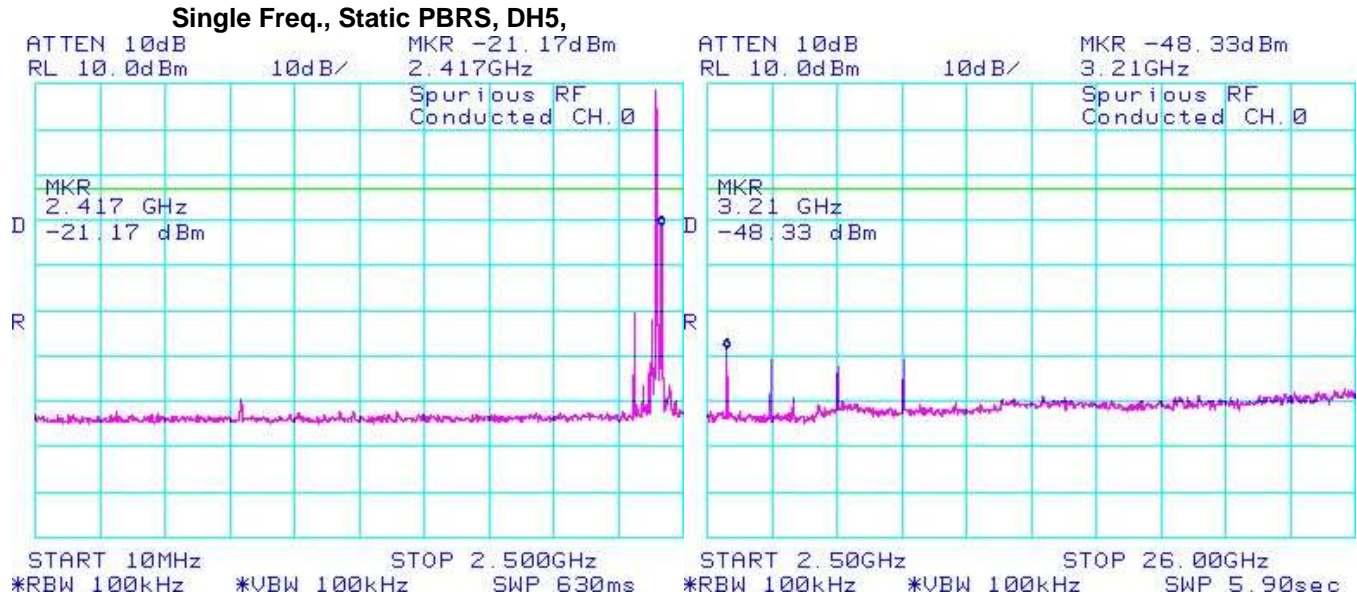
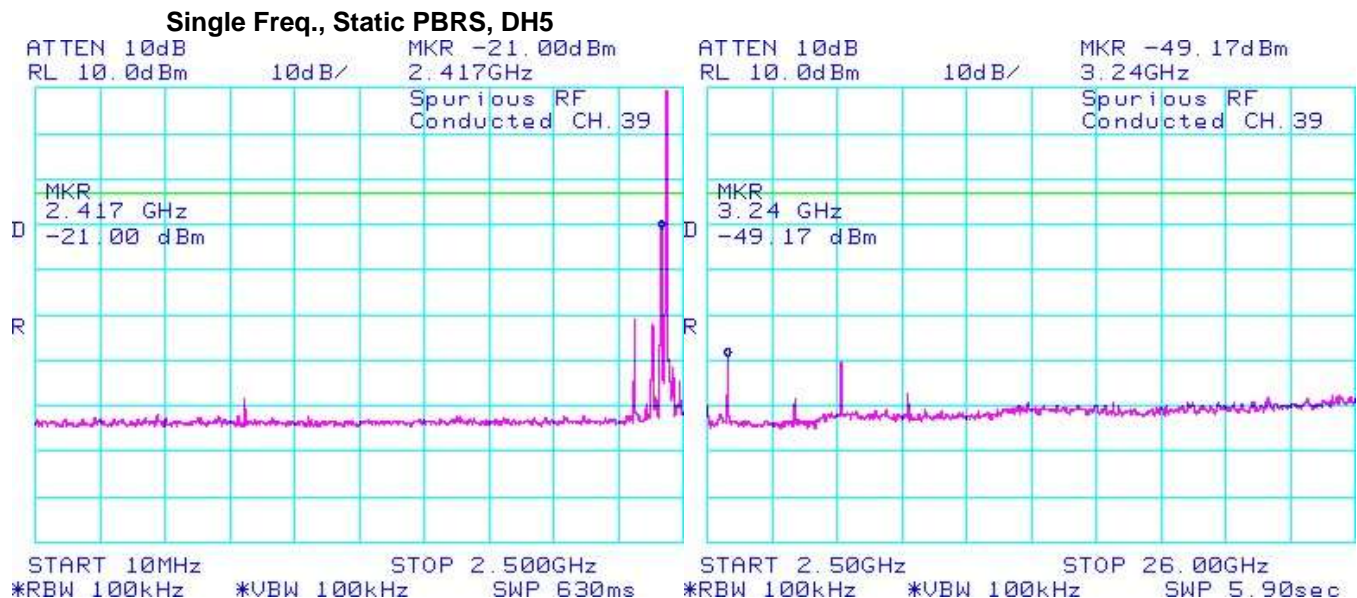



Figure 3-48: Spurious RF Conducted Emissions



	EMI Test Report for the BlackBerry® smartphone Model REV71UW APPENDIX 3	
Test Report No. RTS-5992-1203-14	Dates of Test February 23 to March 05, 2012	FCC ID: L6AREV70UW IC: 2503A-REV70UW

Bluetooth RF Conducted Emission Test Results cont'd

Figure 3-49: Spurious RF Conducted Emissions

Single Freq., Static PBRS, DH5

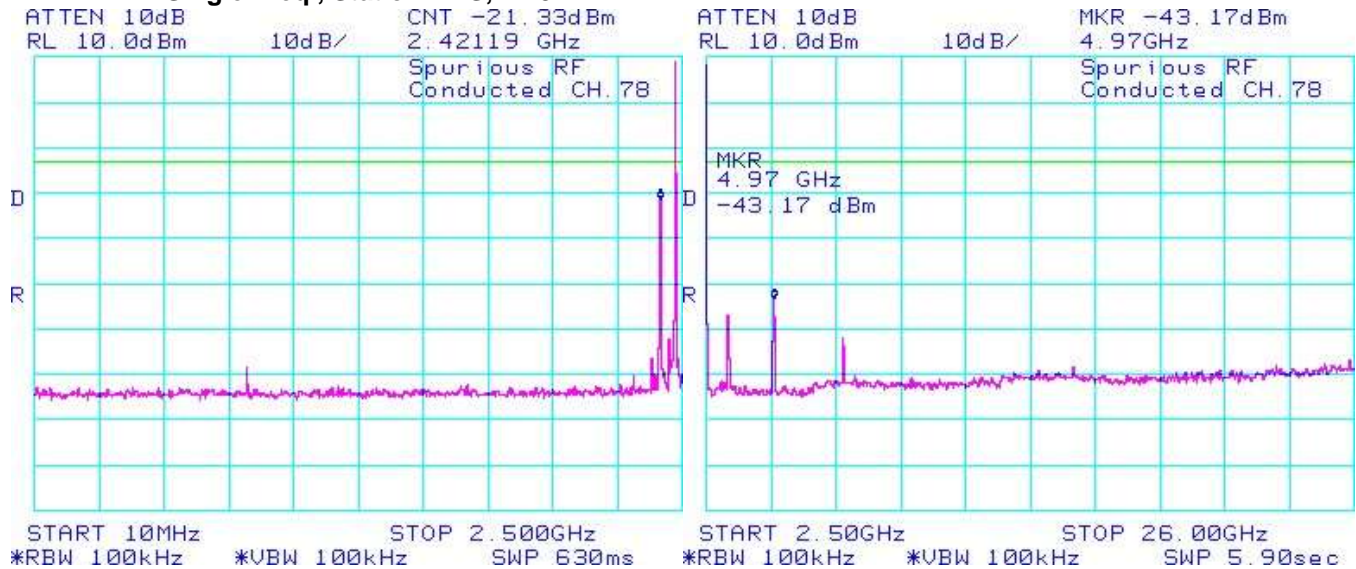
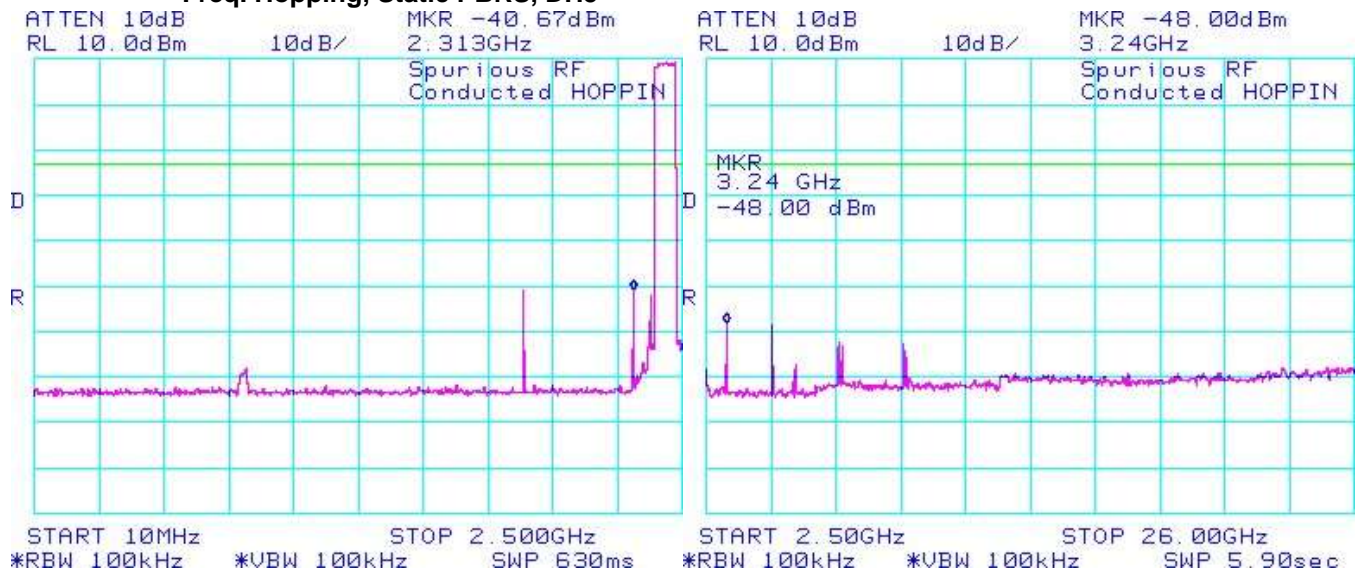



Figure 3-50: Spurious RF Conducted Emissions

Freq. Hopping, Static PBRS, DH5




	EMI Test Report for the BlackBerry® smartphone Model REV71UW APPENDIX 3	
Test Report No. RTS-5992-1203-14	Dates of Test February 23 to March 05, 2012	FCC ID: L6AREV70UW IC: 2503A-REV70UW

Bluetooth RF Conducted Emission Test Results cont'd

Using pattern type "Static PBRS" and packet type "2-DH5" during the measurements.

Bluetooth Channel	Channel Power (dBm)	Max. Measured Level (dBm)	Max. Measured Level from carrier (dBc)	Limit (dBc)
0	9.00	-21.17	-30.17	-20
39	9.83	-21.00	-30.83	-20
78	9.67	-22.30	-31.97	-20
Hopping mode	9.00	-41.67	-50.67	-20

See figures 3-51 to 3-54 for the plots of the spurious RF conducted emissions.

	EMI Test Report for the BlackBerry® smartphone Model REV71UW APPENDIX 3	
Test Report No. RTS-5992-1203-14	Dates of Test February 23 to March 05, 2012	FCC ID: L6AREV70UW IC: 2503A-REV70UW

Bluetooth RF Conducted Emission Test Results cont'd

Figure 3-51: Spurious RF Conducted Emissions

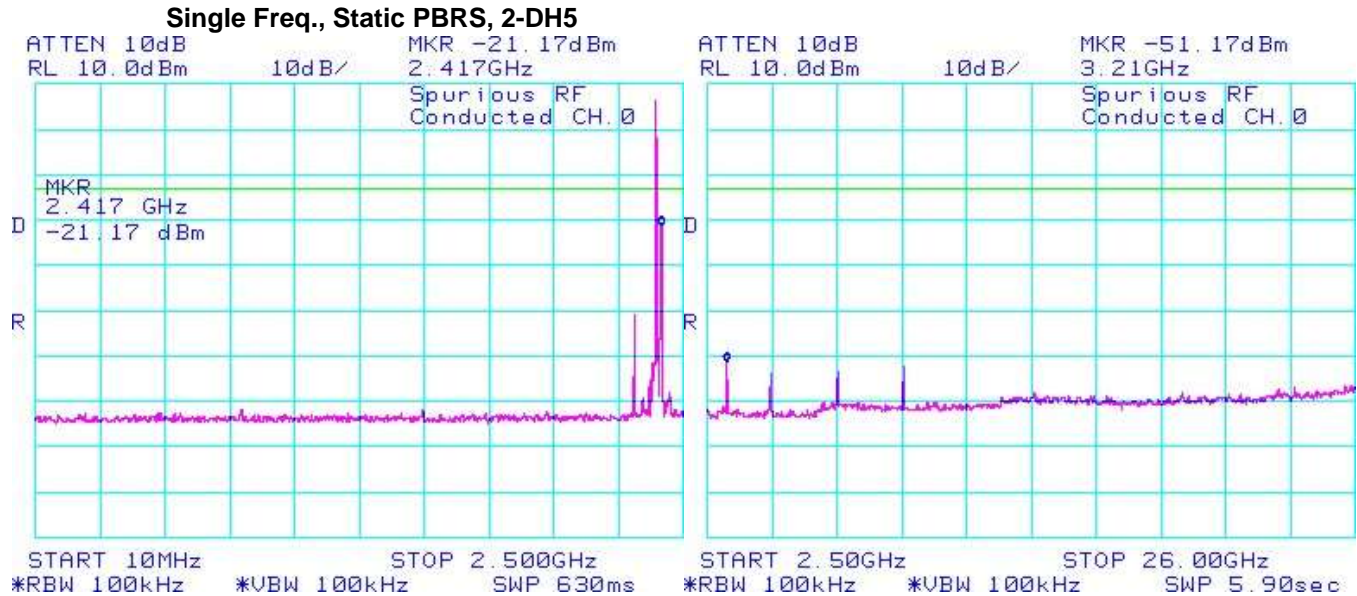
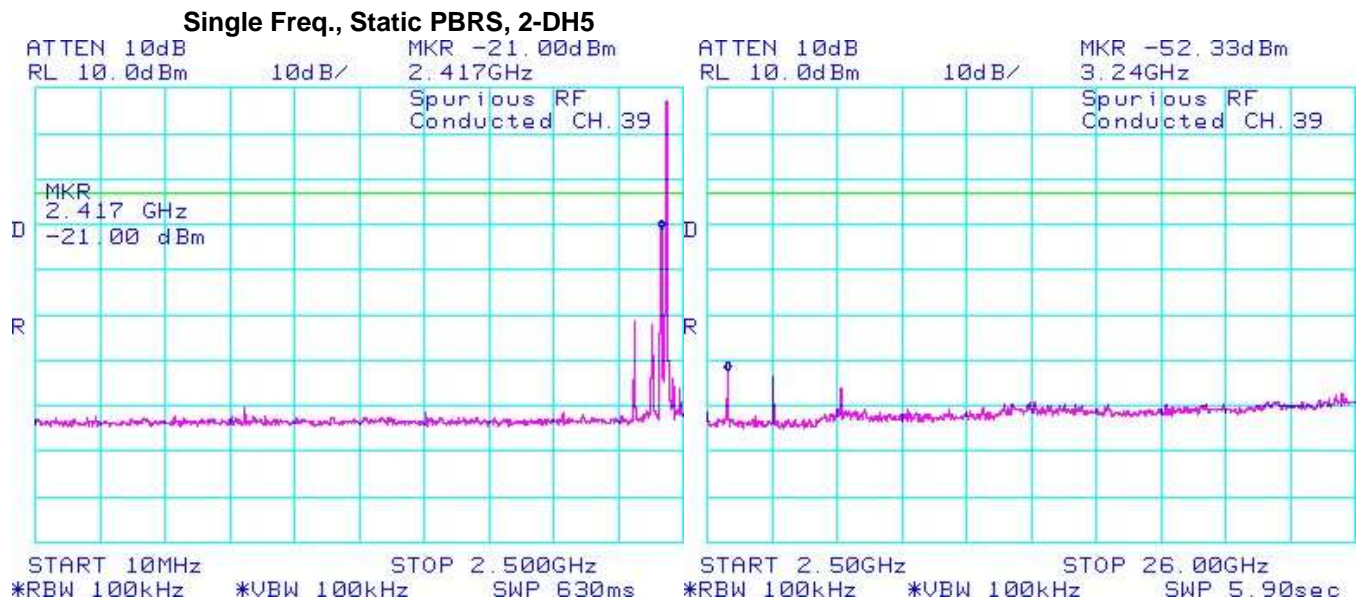



Figure 3-52: Spurious RF Conducted Emissions



	EMI Test Report for the BlackBerry® smartphone Model REV71UW APPENDIX 3	
Test Report No. RTS-5992-1203-14	Dates of Test February 23 to March 05, 2012	FCC ID: L6AREV70UW IC: 2503A-REV70UW

Bluetooth RF Conducted Emission Test Results cont'd

Figure 3-53: Spurious RF Conducted Emissions

Single Freq., Static PBRs, 2-DH5

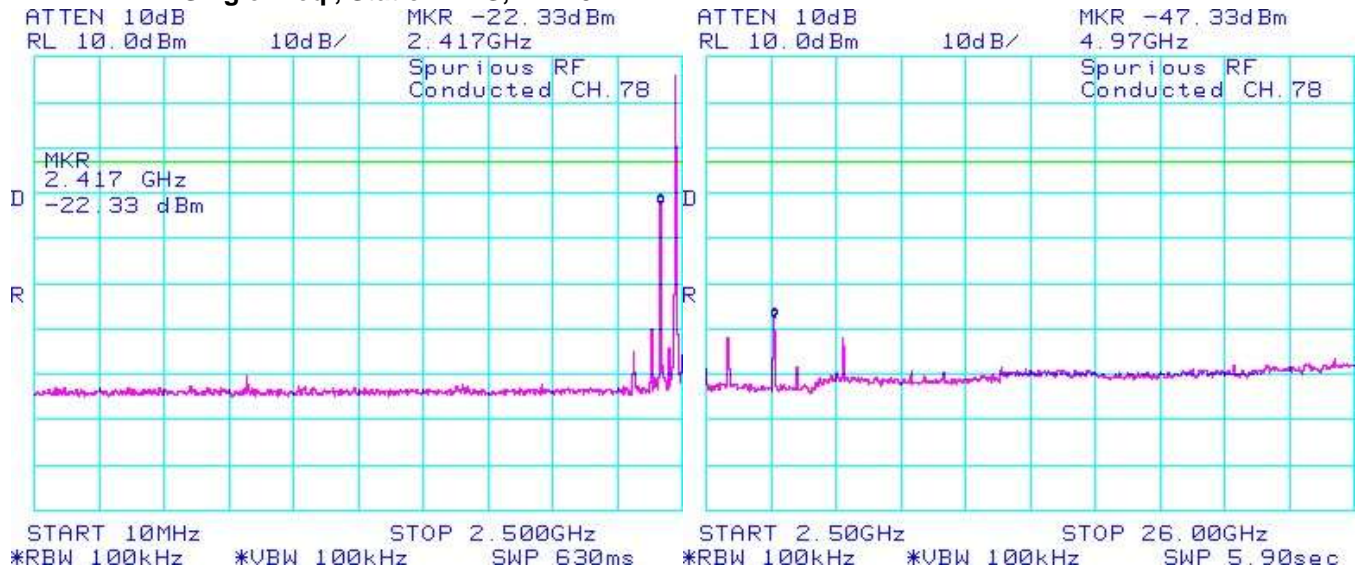
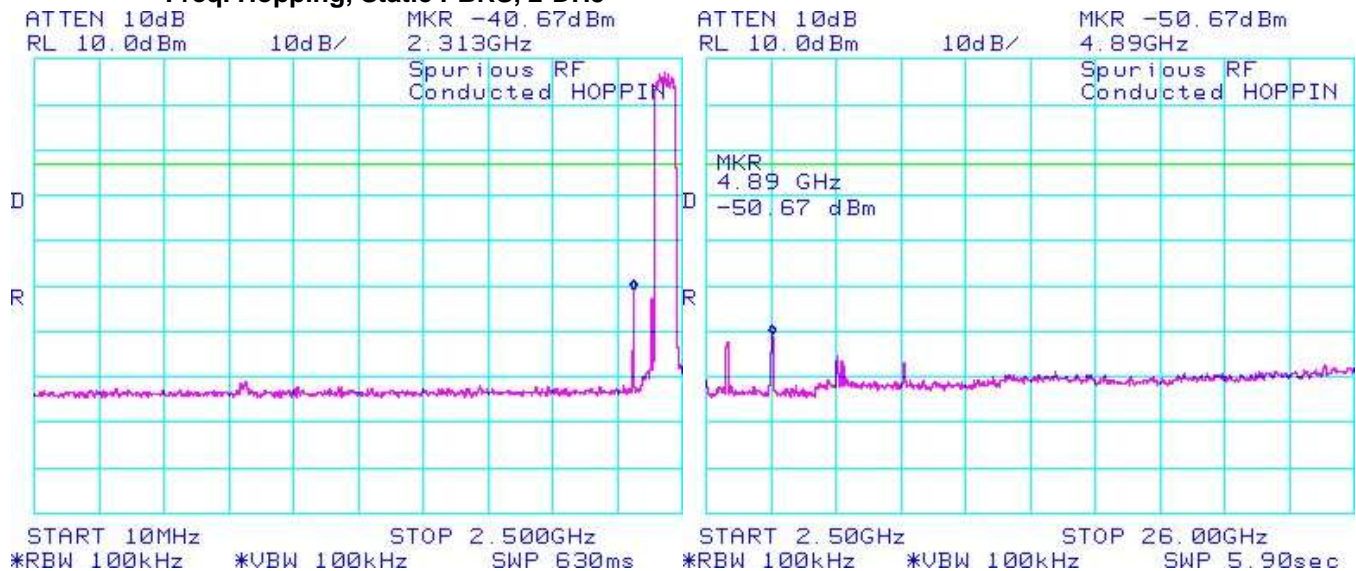



Figure 3-54: Spurious RF Conducted Emissions

Freq. Hopping, Static PBRs, 2-DH5




	EMI Test Report for the BlackBerry® smartphone Model REV71UW APPENDIX 3	
Test Report No. RTS-5992-1203-14	Dates of Test February 23 to March 05, 2012	FCC ID: L6AREV70UW IC: 2503A-REV70UW

Bluetooth RF Conducted Emission Test Results cont'd

Using pattern type "Static PBRS" and packet type "3-DH5" during the measurements.

Bluetooth Channel	Channel Power (dBm)	Max. Measured Level (dBm)	Max. Measured Level from carrier (dBc)	Limit (dBc)
0	9.33	-22.00	-31.33	-20
39	10.33	-21.00	-31.33	-20
78	10.17	-22.33	-32.50	-20
Hopping mode	9.33	-45.67	-55.00	-20

See figures 3-55 to 3-58 for the plots of the spurious RF conducted emissions.

	EMI Test Report for the BlackBerry® smartphone Model REV71UW APPENDIX 3	
Test Report No. RTS-5992-1203-14	Dates of Test February 23 to March 05, 2012	FCC ID: L6AREV70UW IC: 2503A-REV70UW

Bluetooth RF Conducted Emission Test Results cont'd

Figure 3-55: Spurious RF Conducted Emissions

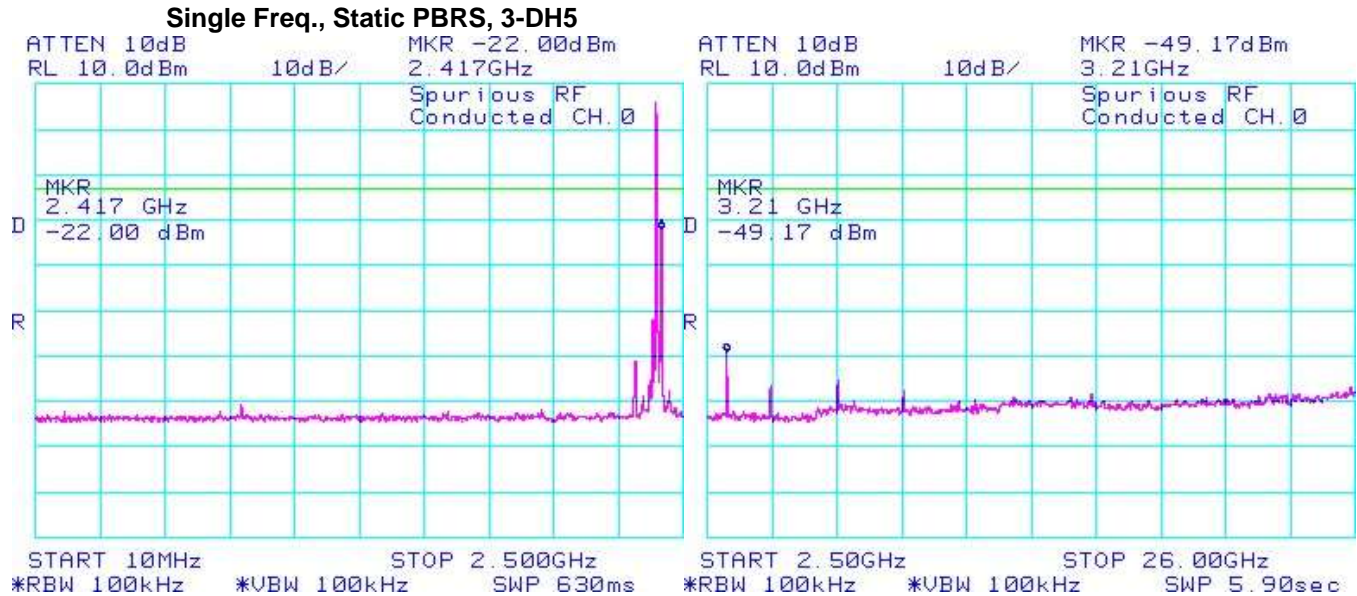
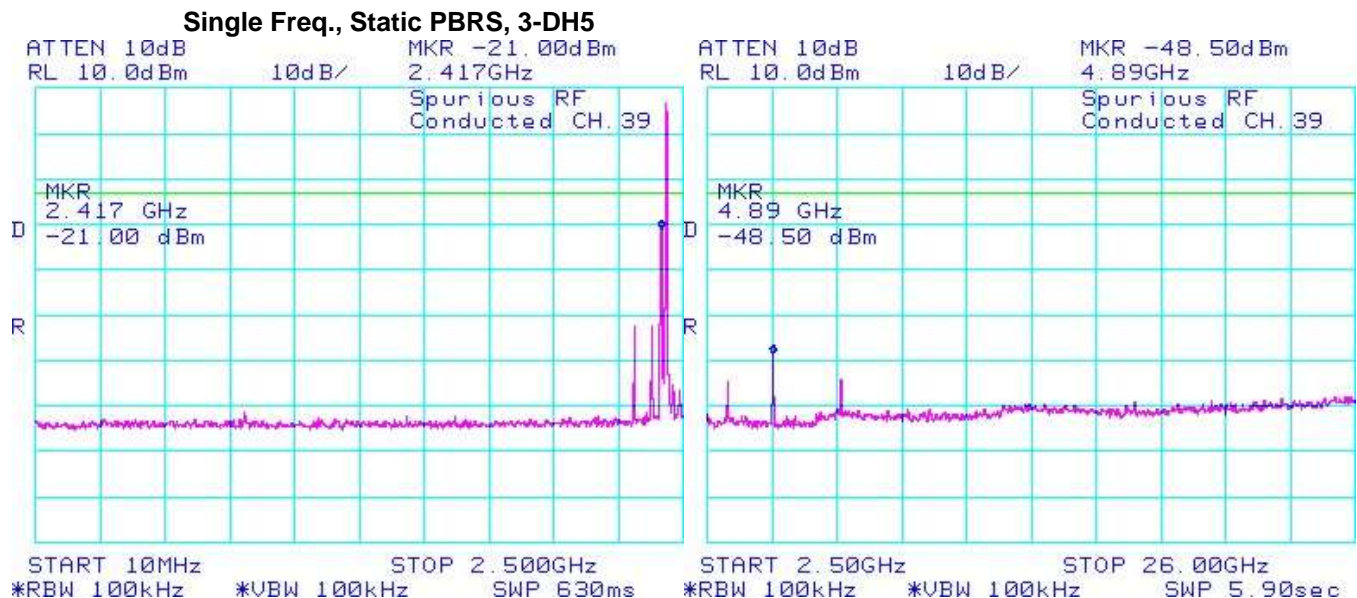



Figure 3-56: Spurious RF Conducted Emissions



	EMI Test Report for the BlackBerry® smartphone Model REV71UW APPENDIX 3	
Test Report No. RTS-5992-1203-14	Dates of Test February 23 to March 05, 2012	FCC ID: L6AREV70UW IC: 2503A-REV70UW

Bluetooth RF Conducted Emission Test Results cont'd

Figure 3-57: Spurious RF Conducted Emissions

Single Freq., Static PBRs, 3-DH5

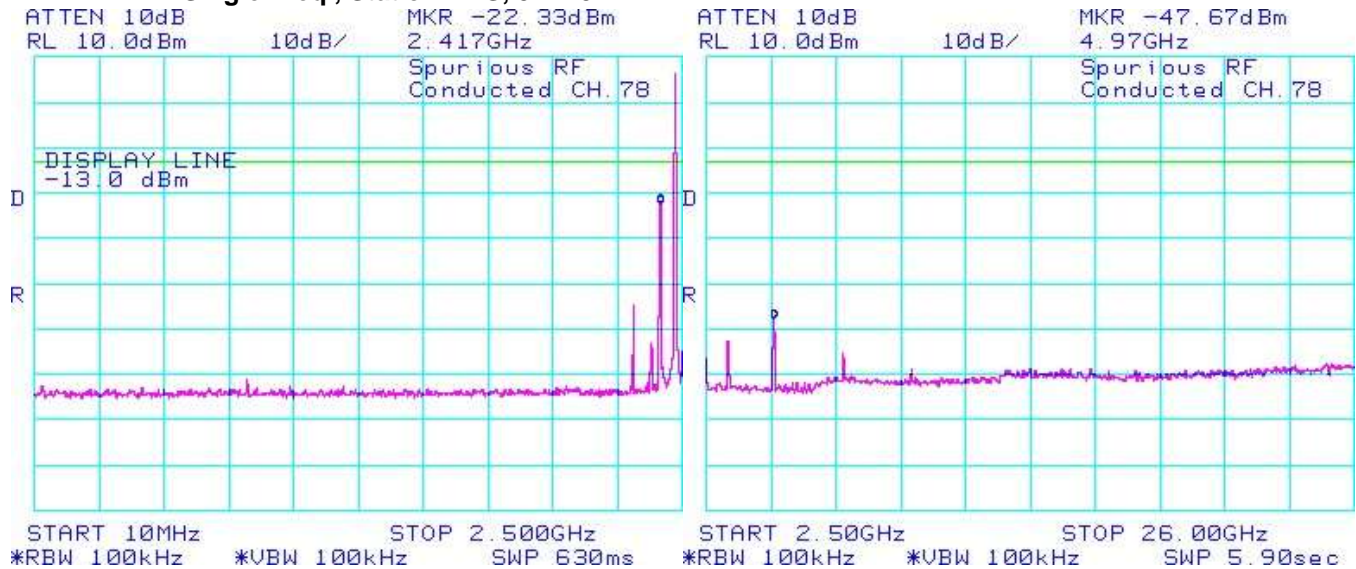
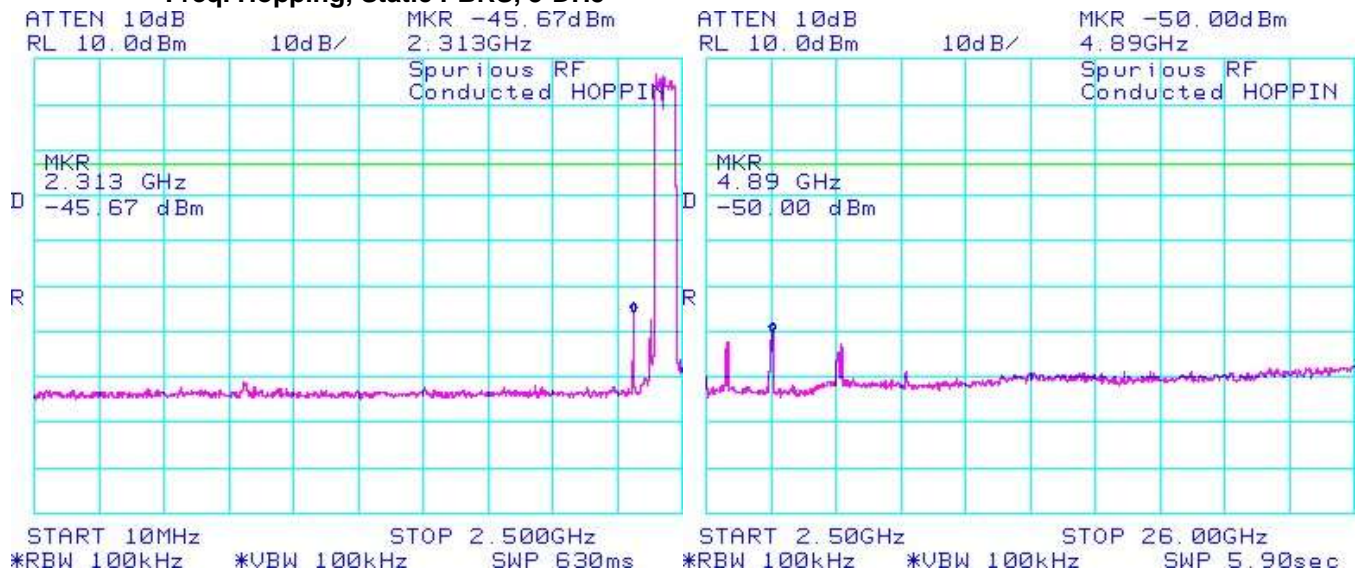




Figure 3-58: Spurious RF Conducted Emissions

Freq. Hopping, Static PBRs, 3-DH5



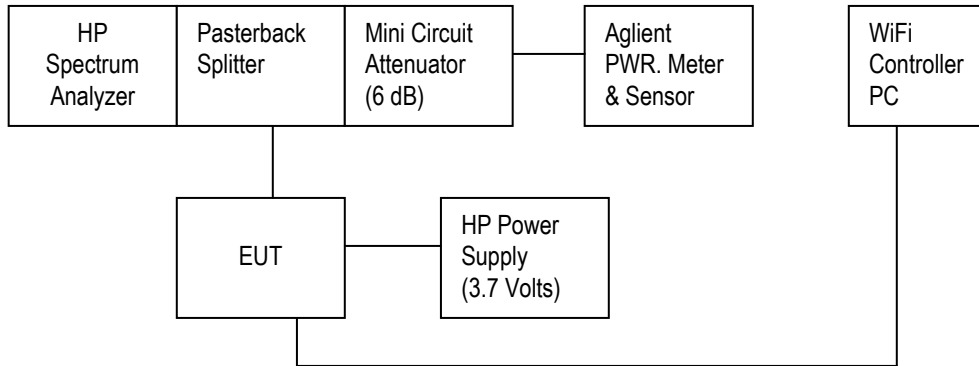
	EMI Test Report for the BlackBerry® smartphone Model REV71UW APPENDIX 4	
Test Report No. RTS-5992-1203-14	Dates of Test February 23 to March 05, 2012	FCC ID: L6AREV70UW IC: 2503A-REV70UW

APPENDIX 4 – 802.11b/g/n CONDUCTED EMISSIONS TEST DATA/PLOTS

	EMI Test Report for the BlackBerry® smartphone Model REV71UW APPENDIX 4	
Test Report No. RTS-5992-1203-14	Dates of Test February 23 to March 05, 2012	FCC ID: L6AREV70UW IC: 2503A-REV70UW

802.11b/g/n RF Conducted Emission Test Results

Test Setup Diagram




A reference offset of 20.4 dB was applied to the spectrum analyzer and 6.6 dB was applied to the Power Meter reference level for the attenuators and coaxial cable loss in the test circuit.

Date of test: February 27, 2012

The measurements on the BlackBerry® smartphone were performed by Kevin Guo.

The environmental test conditions were: Temperature: 24 °C
 Relative Humidity: 34 %


	EMI Test Report for the BlackBerry® smartphone Model REV71UW APPENDIX 4	
Test Report No. RTS-5992-1203-14	Dates of Test February 23 to March 05, 2012	FCC ID: L6AREV70UW IC: 2503A-REV70UW

802.11b/g/n RF Conducted Emission Test Results cont'd

6 dB Bandwidth

The EUT met the requirements of the 6 dB bandwidth as per 47 CFR 15.247(a)(2) and RSS-210. Channels 1, 6 and 11 were measured at 1 Mbps, 5.5 Mbps, and 11Mbps each for 802.11b mode, 6 Mbps, 24 Mbps, and 54 Mbps each for 802.11g mode, and MCS 0, 4, and 7 for 802.11n mode.

Channel	Data Rate	Limit (kHz)	Measured Level (MHz)
1	1 Mbps	≥ 500	10.07
	5.5 Mbps	≥ 500	10.57
	11 Mbps	≥ 500	11.07
	6 Mbps	≥ 500	16.03
	24 Mbps	≥ 500	16.37
	54 Mbps	≥ 500	16.52
	MCS 0	≥ 500	17.13
	MCS 4	≥ 500	17.53
	MCS 7	≥ 500	17.73
6	1 Mbps	≥ 500	10.03
	5.5 Mbps	≥ 500	10.47
	11 Mbps	≥ 500	11.00
	6 Mbps	≥ 500	16.07
	24 Mbps	≥ 500	16.26
	54 Mbps	≥ 500	16.41
	MCS 0	≥ 500	17.30
	MCS 4	≥ 500	17.63
	MCS 7	≥ 500	17.69
11	1 Mbps	≥ 500	10.00
	5.5 Mbps	≥ 500	10.37
	11 Mbps	≥ 500	10.89
	6 Mbps	≥ 500	16.27
	24 Mbps	≥ 500	16.33
	54 Mbps	≥ 500	16.43
	MCS 0	≥ 500	16.83
	MCS 4	≥ 500	17.60
	MCS 7	≥ 500	17.63

	EMI Test Report for the BlackBerry® smartphone Model REV71UW APPENDIX 4	
Test Report No. RTS-5992-1203-14	Dates of Test February 23 to March 05, 2012	FCC ID: L6AREV70UW IC: 2503A-REV70UW

802.11b/g/n RF Conducted Emission Test Results cont'd

See figures 4-1 to 4-9 for the plots of the 6 dB bandwidth measurements for Channels 1, 6, and 11, at 1 Mbps each for 802.11b mode, 6 Mbps each for 802.11g mode, and MCS 0 each for 802.11n mode.

Figure 4-1: 6 dB Bandwidth

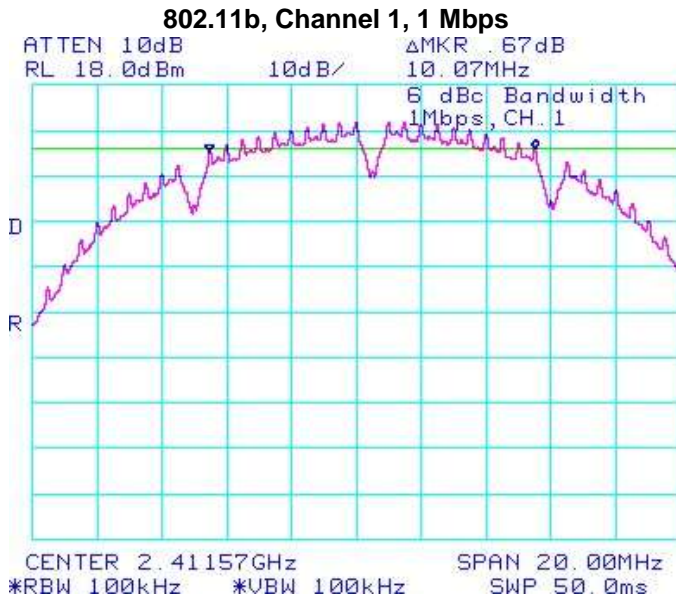


Figure 4-2: 6 dB Bandwidth

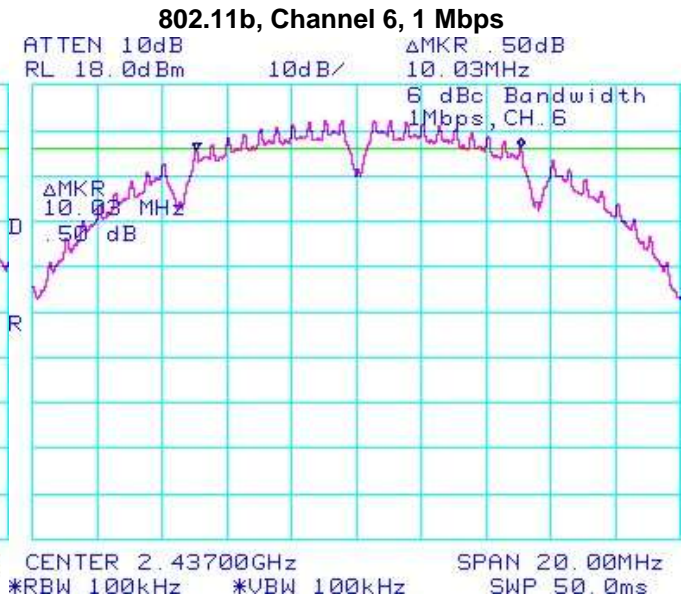


Figure 4-3: 6 dB Bandwidth

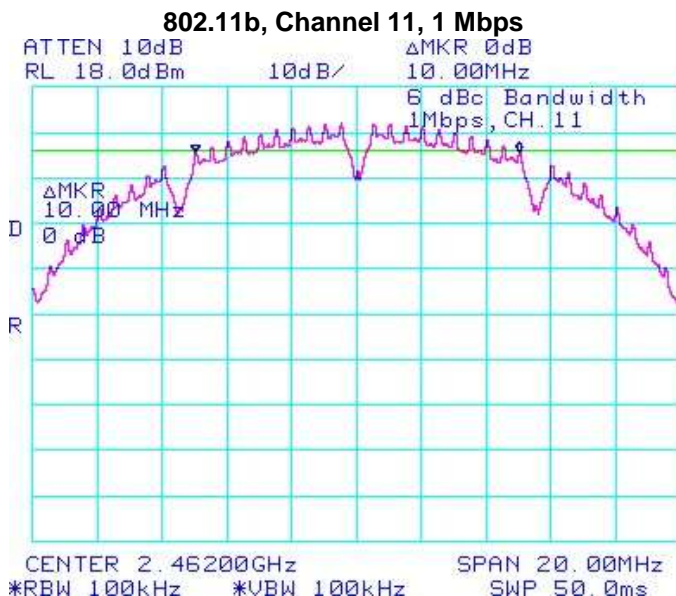
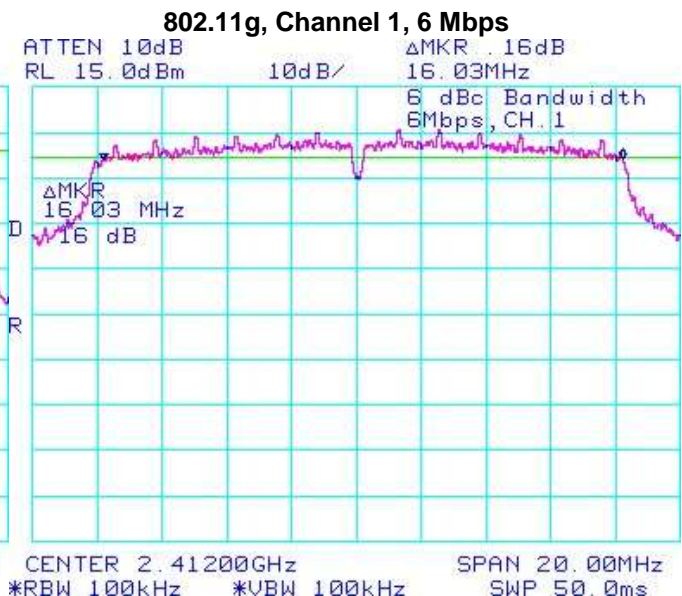



Figure 4-4: 6 dB Bandwidth



	EMI Test Report for the BlackBerry® smartphone Model REV71UW APPENDIX 4	
Test Report No. RTS-5992-1203-14	Dates of Test February 23 to March 05, 2012	FCC ID: L6AREV70UW IC: 2503A-REV70UW

802.11b/g/n RF Conducted Emission Test Results cont'd

Figure 4-5: 6 dB Bandwidth

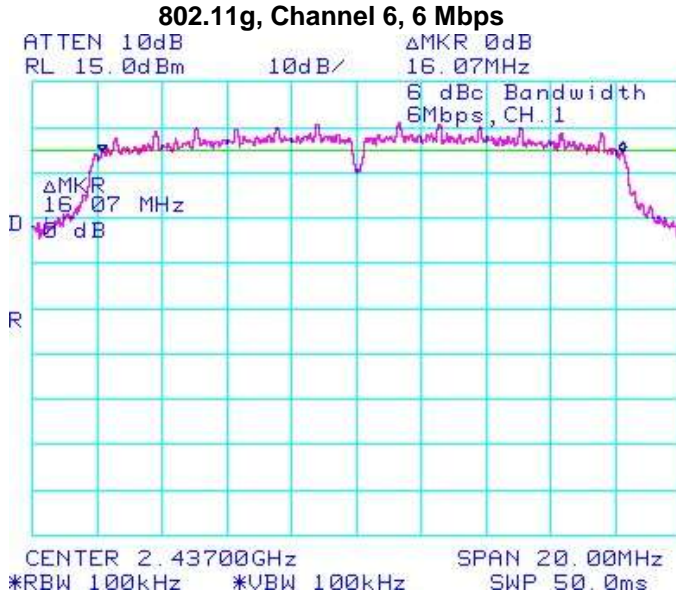


Figure 4-6: 6 dB Bandwidth

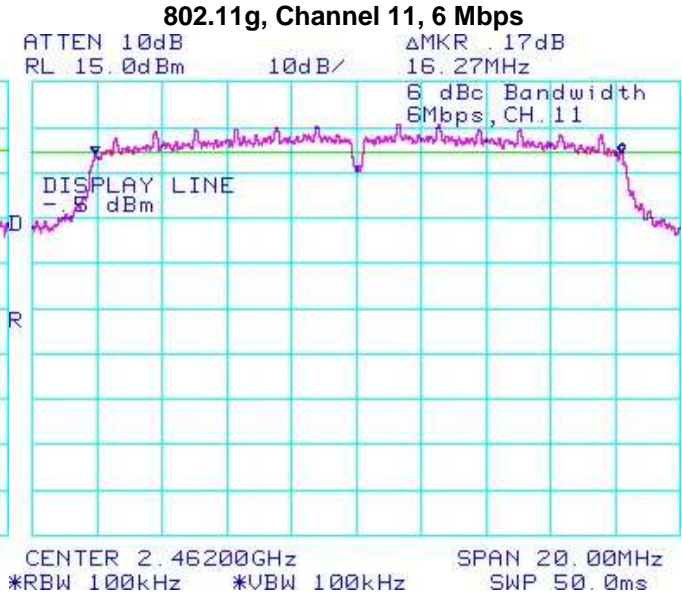


Figure 4-7: 6 dB Bandwidth

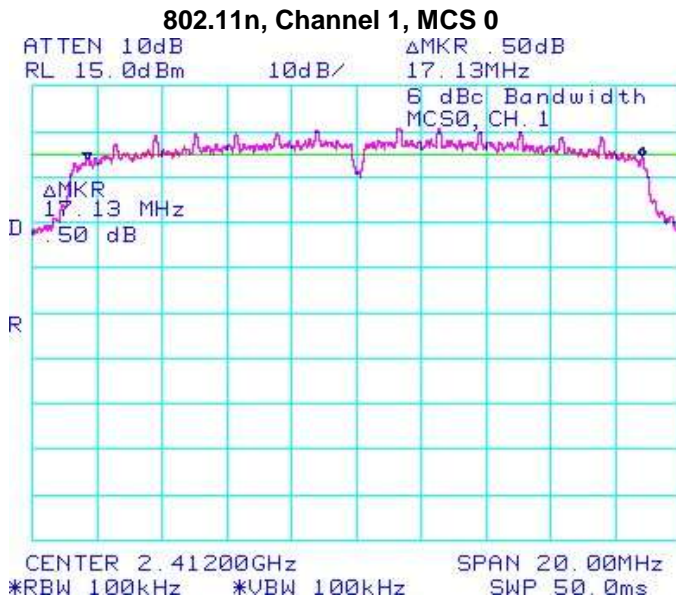
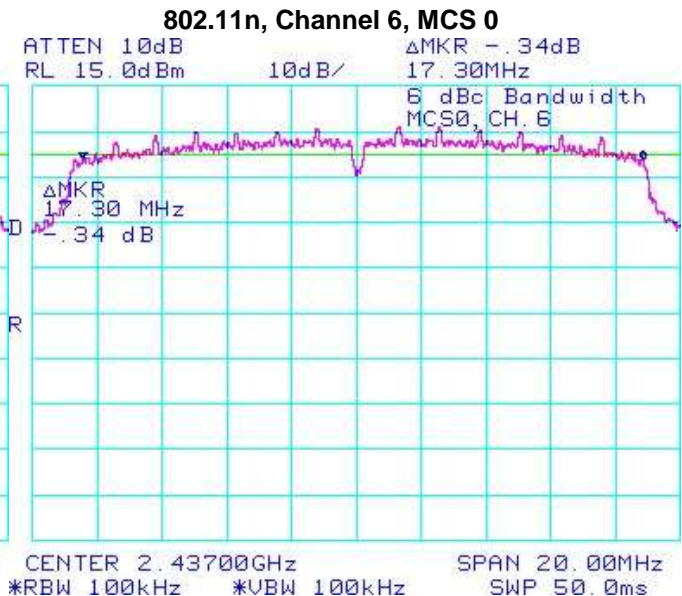


Figure 4-8: 6 dB Bandwidth




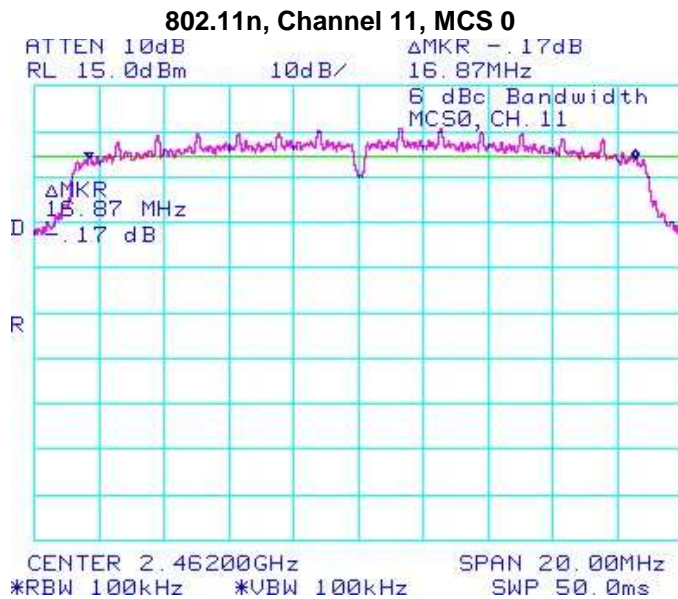

	EMI Test Report for the BlackBerry® smartphone Model REV71UW APPENDIX 4	
Test Report No. RTS-5992-1203-14	Dates of Test February 23 to March 05, 2012	FCC ID: L6AREV70UW IC: 2503A-REV70UW

Figure 4-9: 6 dB Bandwidth




	EMI Test Report for the BlackBerry® smartphone Model REV71UW APPENDIX 4	
Test Report No. RTS-5992-1203-14	Dates of Test February 23 to March 05, 2012	FCC ID: L6AREV70UW IC: 2503A-REV70UW

802.11b/g/n RF Conducted Emission Test Results cont'd

Maximum Conducted Output Power


The EUT met the requirements of the maximum conducted output power of class 1 as per 47 CFR 15.247(b)(3) and RSS-210. Channels 1, 6 and 11 were measured at 1 Mbps, 5.5 Mbps, and 11 Mbps each for 802.11b mode, 6 Mbps, 24 Mbps, and 54 Mbps each for 802.11g mode, and MCS 0, 4 and 7 for 802.11n mode using an Agilent power meter, model N1911A with model N1921A power sensor. A reference offset of 18.4 dB was applied to the power meter reference level for the coaxial cable loss and attenuators in the test circuit.

Channel	Data Rate	Class 2 Limit (W)	Measured Level (dBm)	Measured Level (mW)
1	1 Mbps	< 1.00	18.15	65.31
	5.5 Mbps	< 1.00	18.13	65.01
	11 Mbps	< 1.00	18.18	65.77
	6 Mbps	< 1.00	16.25	42.17
	24 Mbps	< 1.00	13.87	24.38
	54 Mbps	< 1.00	12.95	19.72
	MCS 0	< 1.00	12.49	17.74
	MCS 4	< 1.00	12.82	19.14
	MCS 7	< 1.00	11.97	15.74
6	1 Mbps	< 1.00	18.12	64.86
	5.5 Mbps	< 1.00	18.06	63.97
	11 Mbps	< 1.00	18.09	64.42
	6 Mbps	< 1.00	16.22	41.88
	24 Mbps	< 1.00	13.80	23.99
	54 Mbps	< 1.00	12.63	18.32
	MCS 0	< 1.00	12.48	17.70
	MCS 4	< 1.00	12.54	17.95
	MCS 7	< 1.00	11.61	14.49

	EMI Test Report for the BlackBerry® smartphone Model REV71UW APPENDIX 4	
Test Report No. RTS-5992-1203-14	Dates of Test February 23 to March 05, 2012	FCC ID: L6AREV70UW IC: 2503A-REV70UW

802.11b/g/n RF Conducted Emission Test Results cont'd

Channel	Data Rate	Class 2 Limit (W)	Measured Level (dBm)	Measured Level (mW)
11	1 Mbps	< 1.00	18.18	65.77
	5.5 Mbps	< 1.00	18.06	63.97
	11 Mbps	< 1.00	18.11	64.71
	6 Mbps	< 1.00	16.23	41.98
	24 Mbps	< 1.00	13.82	24.10
	54 Mbps	< 1.00	12.56	18.03
	MCS 0	< 1.00	12.34	17.14
	MCS 4	< 1.00	12.55	17.99
	MCS 7	< 1.00	11.94	15.63

	EMI Test Report for the BlackBerry® smartphone Model REV71UW APPENDIX 4	
Test Report No. RTS-5992-1203-14	Dates of Test February 23 to March 05, 2012	FCC ID: L6AREV70UW IC: 2503A-REV70UW


802.11b/g/n RF Conducted Emission Test Results cont'd

Band Edge Compliance

The EUT met the requirements of the band edge compliance as per 47 CFR 15.247(c) and RSS-210. Channels 1 and 11 were measured at 1 Mbps, 5.5 Mbps, and 11 Mbps each for 802.11b mode, 6 Mbps, 24 Mbps, and 54 Mbps each for 802.11g mode, and MCS 0, 4 and 7 for 802.11n mode.

Channel	Data Rate	Limit (dBc)	Measured Level (dBc)	Margin (dBc)
1	1 Mbps	< -20	-39.83	-19.83
	5.5 Mbps	< -20	-40.36	-20.36
	11 Mbps	< -20	-41.23	-21.23
	6 Mbps	< -20	-24.00	-4.00
	24 Mbps	< -20	-25.02	-5.02
	54 Mbps	< -20	-26.00	-6.00
	MCS 0	< -20	-25.00	-5.00
	MCS 4	< -20	-27.83	-7.83
	MCS 7	< -20	-28.50	-8.50
11	1 Mbps	< -20	-39.16	-19.16
	5.5 Mbps	< -20	-41.74	-21.74
	11 Mbps	< -20	-43.21	-23.21
	6 Mbps	< -20	-35.50	-15.50
	24 Mbps	< -20	-39.00	-19.00
	54 Mbps	< -20	-50.30	-30.30
	MCS 0	< -20	-33.50	-13.50
	MCS 4	< -20	-40.30	-20.30
	MCS 7	< -20	-42.00	-22.00

See figures 4-10 to 4-15 for the plots of the band edge compliance measurements for Channels 1 and 11, at 1 Mbps each for 802.11b mode, 6 Mbps each for 802.11g mode, and MCS 0 each for 802.11n mode.

	EMI Test Report for the BlackBerry® smartphone Model REV71UW APPENDIX 4	
Test Report No. RTS-5992-1203-14	Dates of Test February 23 to March 05, 2012	FCC ID: L6AREV70UW IC: 2503A-REV70UW

802.11b/g/n RF Conducted Emission Test Results cont'd

Figure 4-10: Band Edge Compliance

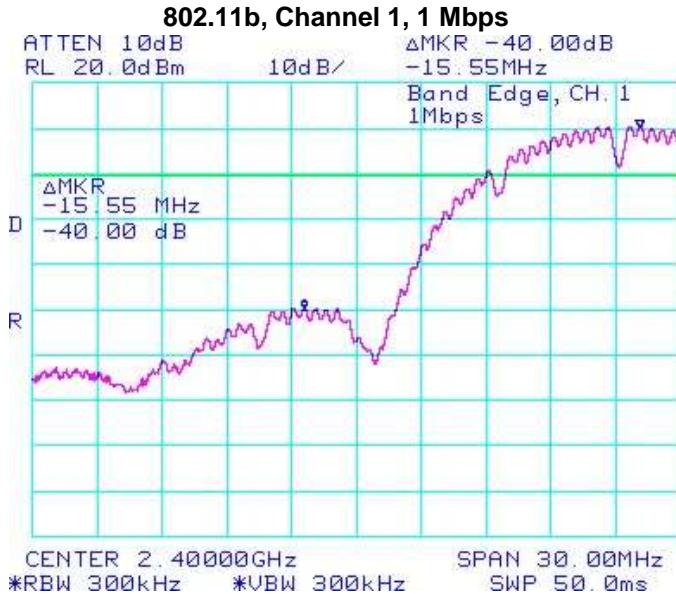


Figure 4-11: Band Edge Compliance

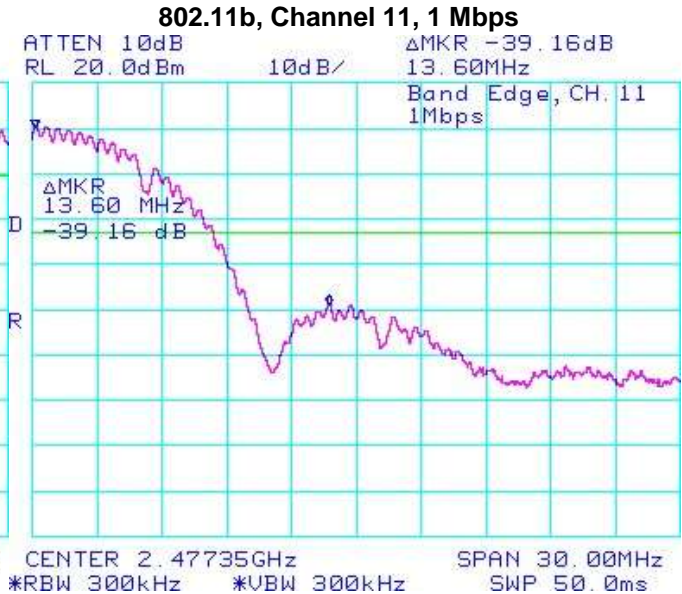


Figure 4-12: Band Edge Compliance

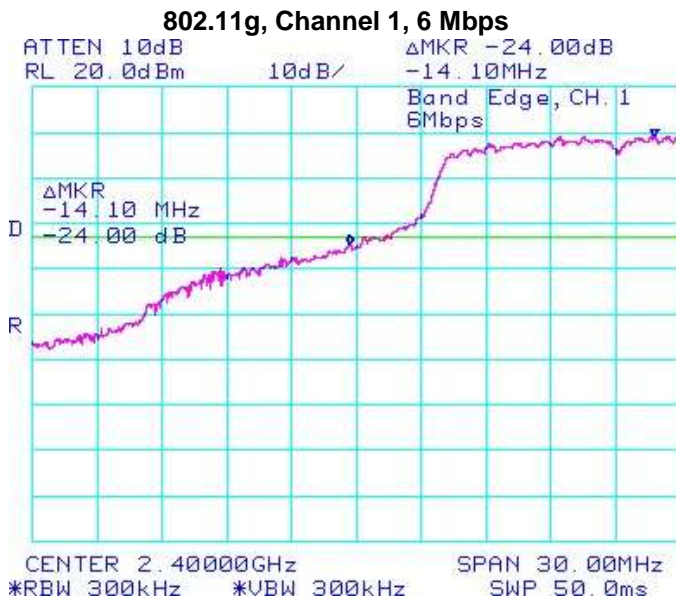
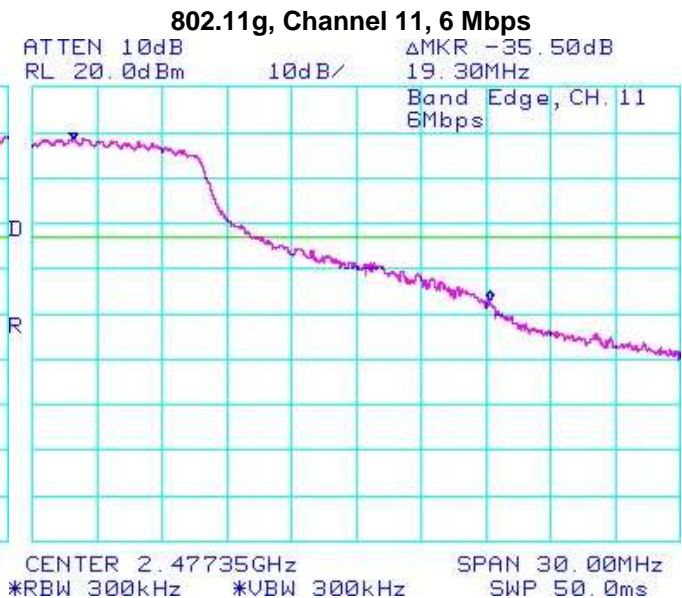



Figure 4-13: Band Edge Compliance



	EMI Test Report for the BlackBerry® smartphone Model REV71UW APPENDIX 4	
Test Report No. RTS-5992-1203-14	Dates of Test February 23 to March 05, 2012	FCC ID: L6AREV70UW IC: 2503A-REV70UW

802.11b/g/n RF Conducted Emission Test Results cont'd

Figure 4-14: Band Edge Compliance

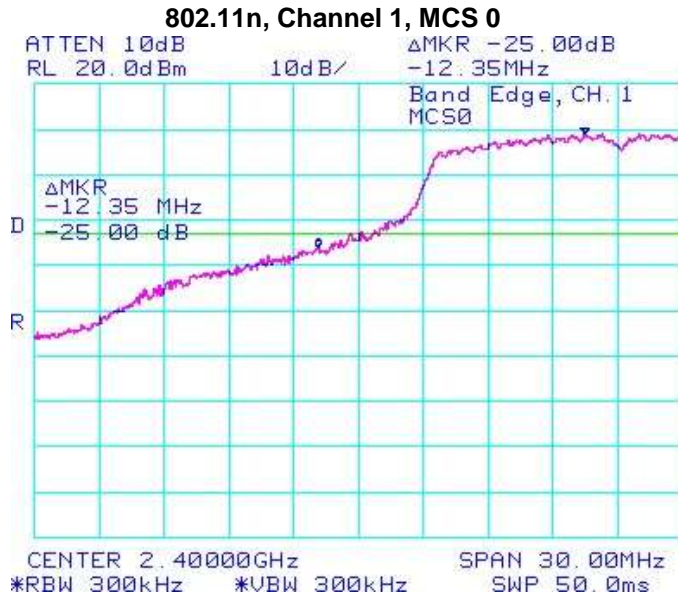
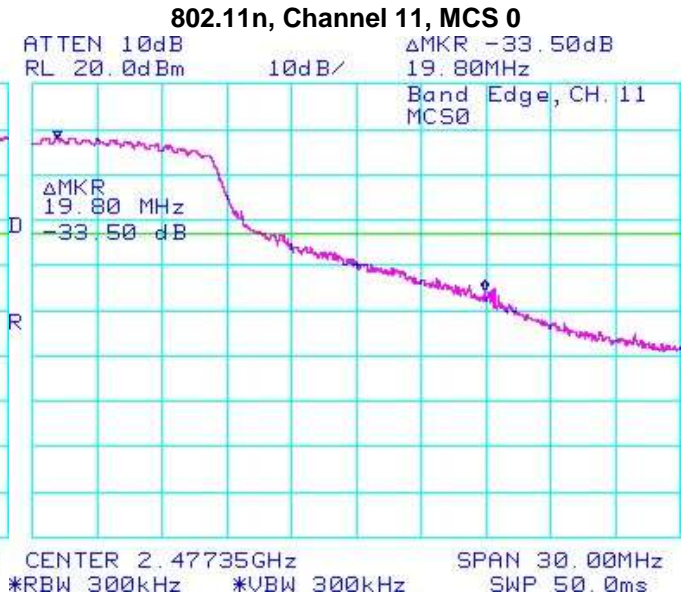



Figure 4-15: Band Edge Compliance




	EMI Test Report for the BlackBerry® smartphone Model REV71UW APPENDIX 4	
Test Report No. RTS-5992-1203-14	Dates of Test February 23 to March 05, 2012	FCC ID: L6AREV70UW IC: 2503A-REV70UW

802.11b/g/n RF Conducted Emission Test Results cont'd

Peak Power Spectral Density

The EUT met the requirements of the peak power spectral density as per 47 CFR 15.247(d) and RSS-210. Channels 1, 6 and 11 were measured at 1 Mbps, 5.5 Mbps, and 11 Mbps each for 802.11b mode, 6 Mbps, 24 Mbps, and 54 Mbps each for 802.11g mode, and MCS 0, 4, and 7 for 802.11n mode.

Channel	Data Rate	Limit (dBm)	Measured Level (dBm)	Margin (dBm)
1	1 Mbps	< 8.00	-2.17	-10.17
	5.5 Mbps	< 8.00	-4.03	-12.03
	11 Mbps	< 8.00	-4.88	-12.88
	6 Mbps	< 8.00	-7.17	-15.17
	24 Mbps	< 8.00	-9.35	-17.35
	54 Mbps	< 8.00	-11.05	-19.05
	MCS 0	< 8.00	-6.67	-14.67
	MCS 4	< 8.00	-9.23	-17.23
	MCS 7	< 8.00	-11.80	-19.80
6	1 Mbps	< 8.00	-2.17	-10.17
	5.5 Mbps	< 8.00	-4.00	-12.00
	11 Mbps	< 8.00	-4.50	-12.50
	6 Mbps	< 8.00	-7.17	-15.17
	24 Mbps	< 8.00	-9.44	-17.44
	54 Mbps	< 8.00	-11.38	-19.38
	MCS 0	< 8.00	-6.83	-14.83
	MCS 4	< 8.00	-9.53	-17.53
	MCS 7	< 8.00	-11.12	-19.12
11	1 Mbps	< 8.00	-2.33	-10.33
	5.5 Mbps	< 8.00	-4.33	-12.33
	11 Mbps	< 8.00	-4.83	-12.83
	6 Mbps	< 8.00	-7.50	-15.50
	24 Mbps	< 8.00	-9.50	-17.50
	54 Mbps	< 8.00	-11.50	-19.50
	MCS 0	< 8.00	-6.33	-14.33
	MCS 4	< 8.00	-8.00	-16.00
	MCS 7	< 8.00	-10.86	-18.86

	EMI Test Report for the BlackBerry® smartphone Model REV71UW APPENDIX 4	
Test Report No. RTS-5992-1203-14	Dates of Test February 23 to March 05, 2012	FCC ID: L6AREV70UW IC: 2503A-REV70UW

802.11b/g/n RF Conducted Emission Test Results cont'd

See figures 4-16 to 4-24 for the plots of the peak power spectral density for Channels 1, 6 and 11, at 1 Mbps each for 802.11b mode, 6 Mbps each for 802.11g mode, and MCS 0 for 802.11n mode.

Figure 4-16: Peak Power Spectral Density

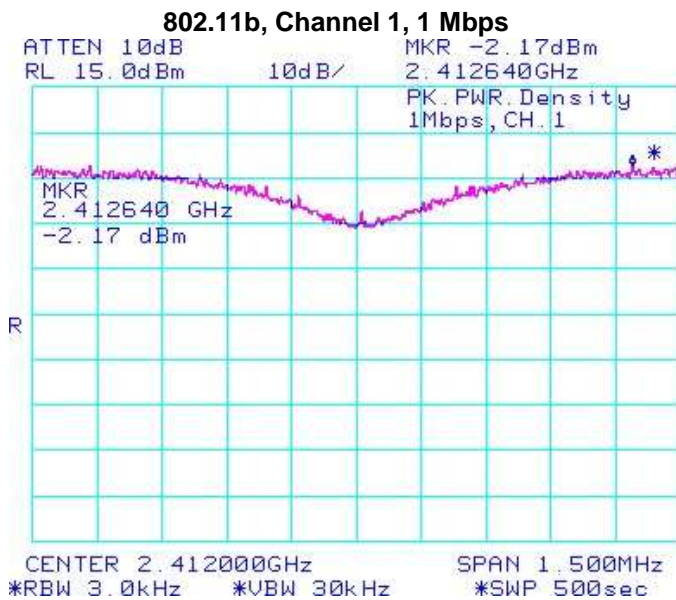


Figure 4-17: Peak Power Spectral Density

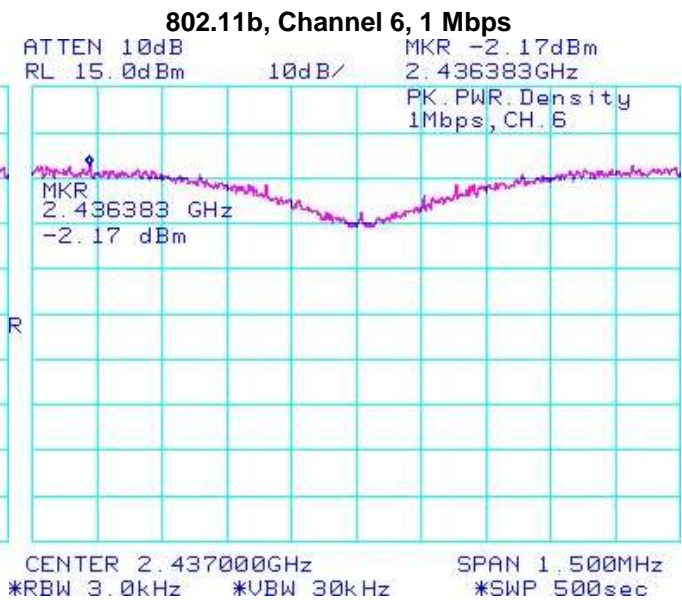
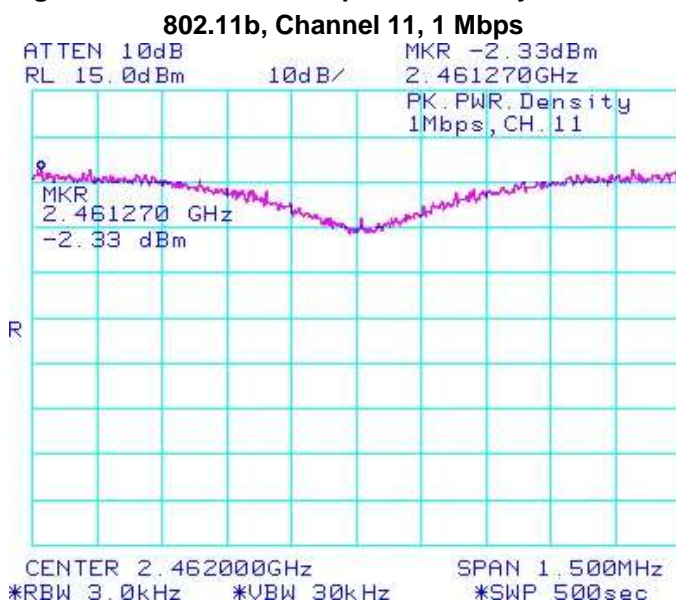



Figure 4-18: Peak Power Spectral Density



	EMI Test Report for the BlackBerry® smartphone Model REV71UW APPENDIX 4	
Test Report No. RTS-5992-1203-14	Dates of Test February 23 to March 05, 2012	FCC ID: L6AREV70UW IC: 2503A-REV70UW

802.11b/g/n RF Conducted Emission Test Results cont'd

Figure 4-19: Peak Power Spectral Density

802.11g, Channel 1, 6 Mbps

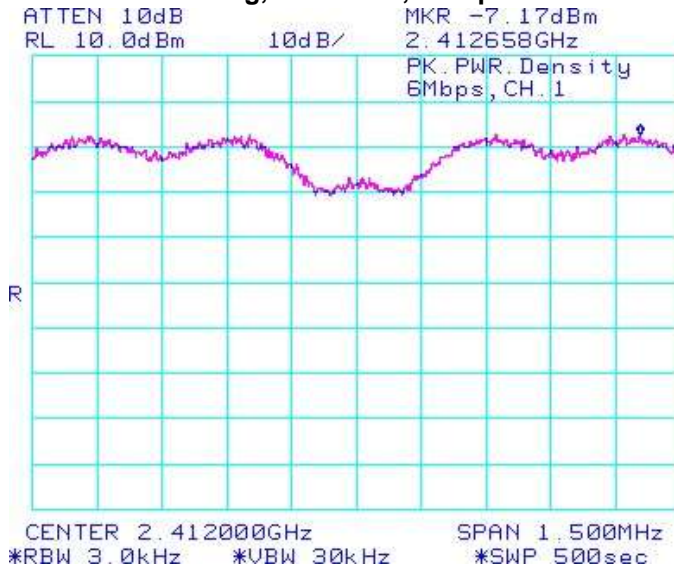


Figure 4-20: Peak Power Spectral Density

802.11g, Channel 6, 6 Mbps

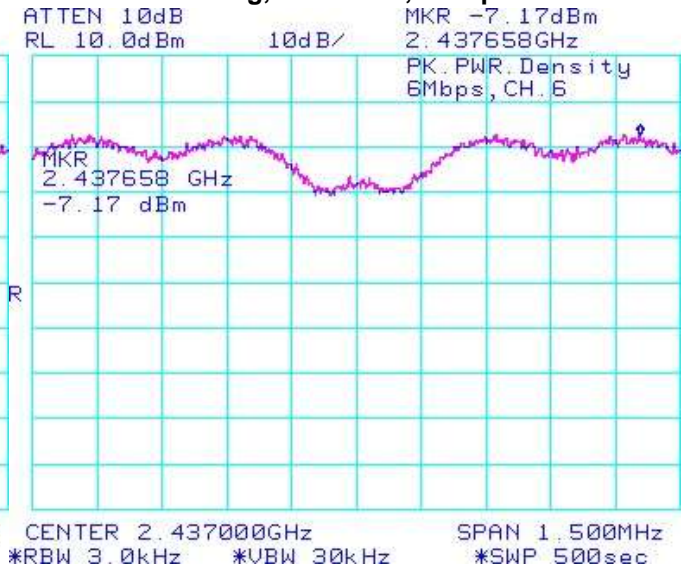
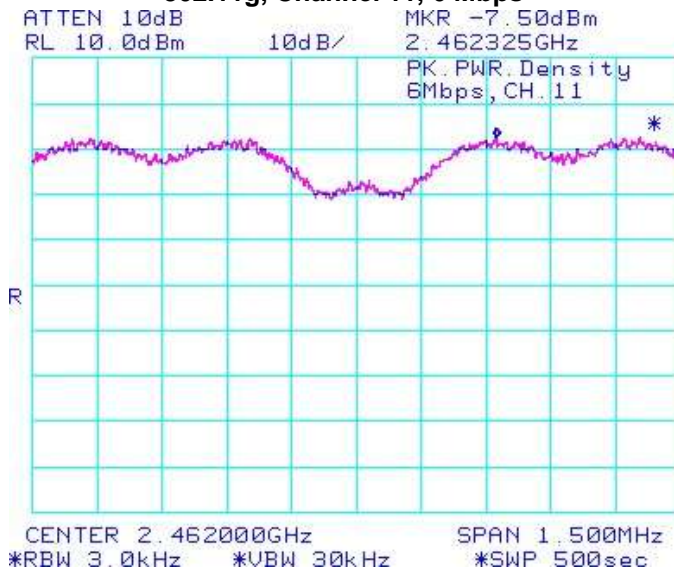



Figure 4-21: Peak Power Spectral Density

802.11g, Channel 11, 6 Mbps



	EMI Test Report for the BlackBerry® smartphone Model REV71UW APPENDIX 4	
Test Report No. RTS-5992-1203-14	Dates of Test February 23 to March 05, 2012	FCC ID: L6AREV70UW IC: 2503A-REV70UW

802.11b/g/n RF Conducted Emission Test Results cont'd

Figure 4-22: Peak Power Spectral Density

802.11n, Channel 1, MCS 0

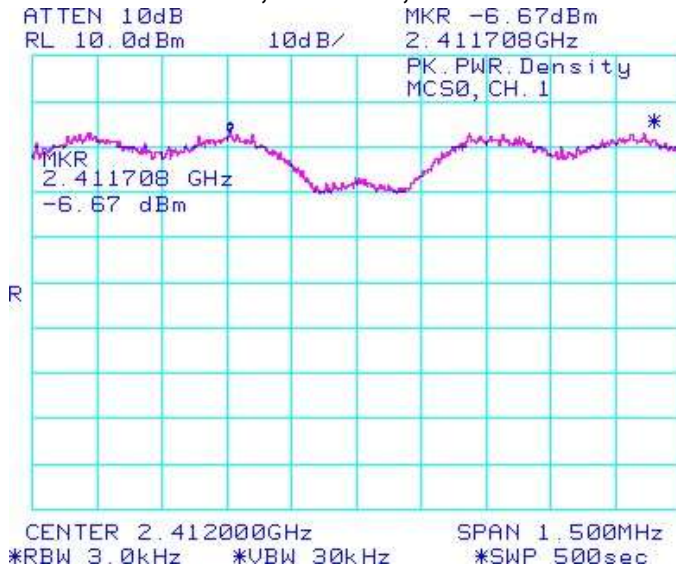


Figure 4-23: Peak Power Spectral Density

802.11n, Channel 6, MCS 0

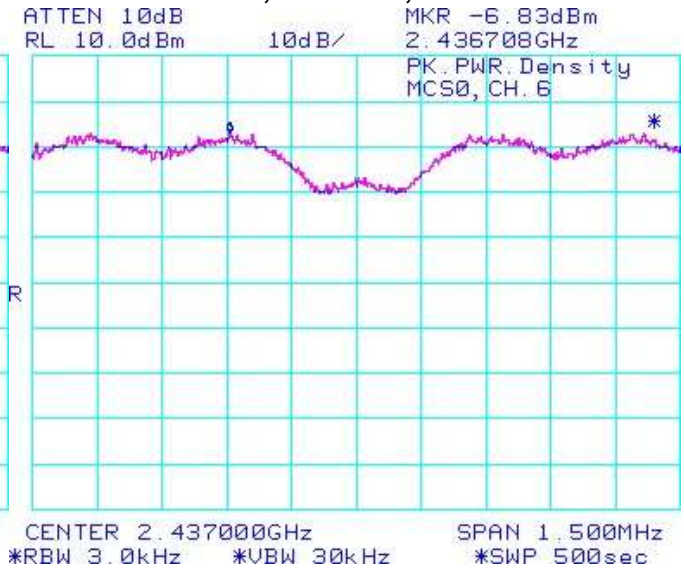
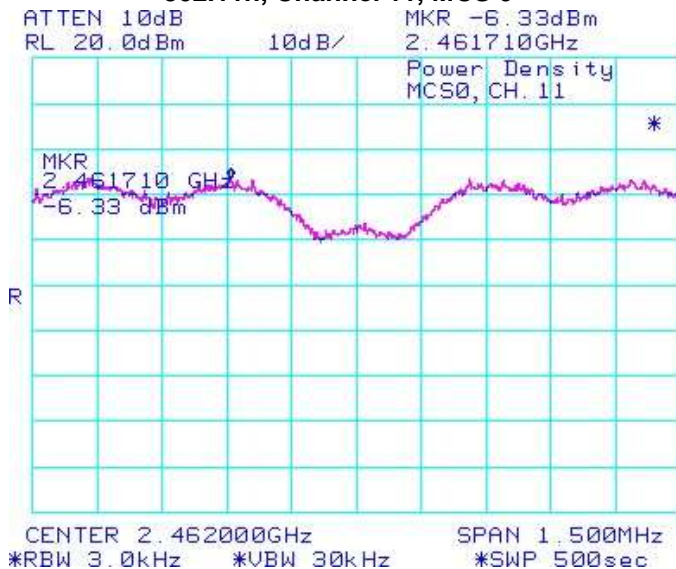



Figure 4-24: Peak Power Spectral Density

802.11n, Channel 11, MCS 0




	EMI Test Report for the BlackBerry® smartphone Model REV71UW APPENDIX 4	
Test Report No. RTS-5992-1203-14	Dates of Test February 23 to March 05, 2012	FCC ID: L6AREV70UW IC: 2503A-REV70UW

802.11b/g/n RF Conducted Emission Test Results cont'd

Spurious RF Conducted Emissions

The EUT met the requirements of the spurious RF conducted emissions as per 47 CFR 15.247(c) and RSS-210. Channels 1, 6 and 11 were measured at 1 Mbps, 5.5 Mbps, and 11 Mbps each for 802.11b mode, 6 Mbps, 24 Mbps, and 54 Mbps each for 802.11g mode, and MCS 0, 4, and 7 for 802.11n mode. Peak power was measured using an Agilent power meter, model N1911A with model N1921A power sensor. A reference offset of 18.4 dB was applied to the power meter reference level for the coaxial cable loss and attenuators in the test circuit.

Channel	Data Rate	Power (dBm)	Max. Measured Level (dBm)	Max. Measured Level from Carrier (dBc)	Limit (dBc)
1	1 Mbps	18.15	-39.33	-57.48	-20
	5.5 Mbps	18.13	-45.67	-63.80	-20
	11 Mbps	18.18	-49.33	-67.51	-20
	6 Mbps	16.25	-45.17	-61.42	-20
	24 Mbps	13.87	-50.17	-64.04	-20
	54 Mbps	12.95	-48.00	-60.95	-20
	MCS 0	12.49	-48.67	-61.16	-20
	MCS 4	12.82	-49.16	-61.98	-20
	MCS 7	11.97	-50.50	-62.47	-20
6	1 Mbps	18.12	-38.17	-56.29	-20
	5.5 Mbps	18.06	-46.67	-64.73	-20
	11 Mbps	18.09	-47.33	-65.42	-20
	6 Mbps	16.22	-45.67	-61.89	-20
	24 Mbps	13.8	-46.67	-60.47	-20
	54 Mbps	12.63	-49.12	-61.75	-20
	MCS 0	12.48	-46.50	-58.98	-20
	MCS 4	12.54	-50.13	-62.67	-20
	MCS 7	11.61	-51.00	-62.61	-20


	EMI Test Report for the BlackBerry® smartphone Model REV71UW APPENDIX 4	
Test Report No. RTS-5992-1203-14	Dates of Test February 23 to March 05, 2012	FCC ID: L6AREV70UW IC: 2503A-REV70UW

802.11b/g/n RF Conducted Emission Test Results cont'd

Channel	Data Rate	Power (dBm)	Max. Measured Level (dBm)	Max. Measured Level from Carrier (dBc)	Limit (dBc)
11	1 Mbps	18.18	-36.50	-54.68	-20
	5.5 Mbps	18.06	-45.17	-63.23	-20
	11 Mbps	18.11	-48.00	-66.11	-20
	6 Mbps	16.23	-50.17	-66.40	-20
	24 Mbps	13.82	-50.33	-64.15	-20
	54 Mbps	12.56	-51.13	-63.69	-20
	MCS 0	12.34	-44.50	-56.84	-20
	MCS 4	12.55	-51.00	-63.55	-20
	MCS 7	11.94	-51.67	-63.61	-20

The emissions were in the NF.

See figures 4-25 to 4-33 for the plots of the spurious RF conducted emissions for Channels 1, 6 and 11, at 1 Mbps each for 802.11b mode, 6 Mbps each for 802.11g mode, and MCS 0 each for 802.11n mode.

	EMI Test Report for the BlackBerry® smartphone Model REV71UW APPENDIX 4	
Test Report No. RTS-5992-1203-14	Dates of Test February 23 to March 05, 2012	FCC ID: L6AREV70UW IC: 2503A-REV70UW

802.11b/g/n RF Conducted Emission Test Results cont'd

Figure 4-25: Spurious Conducted RF Emissions

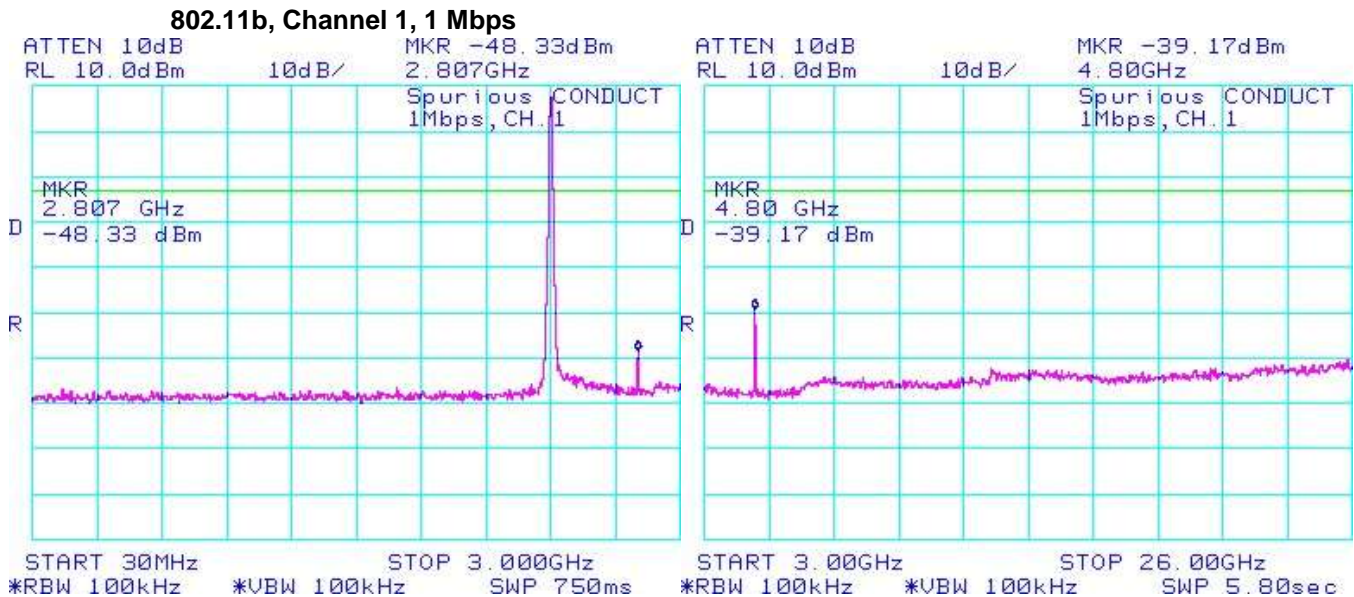
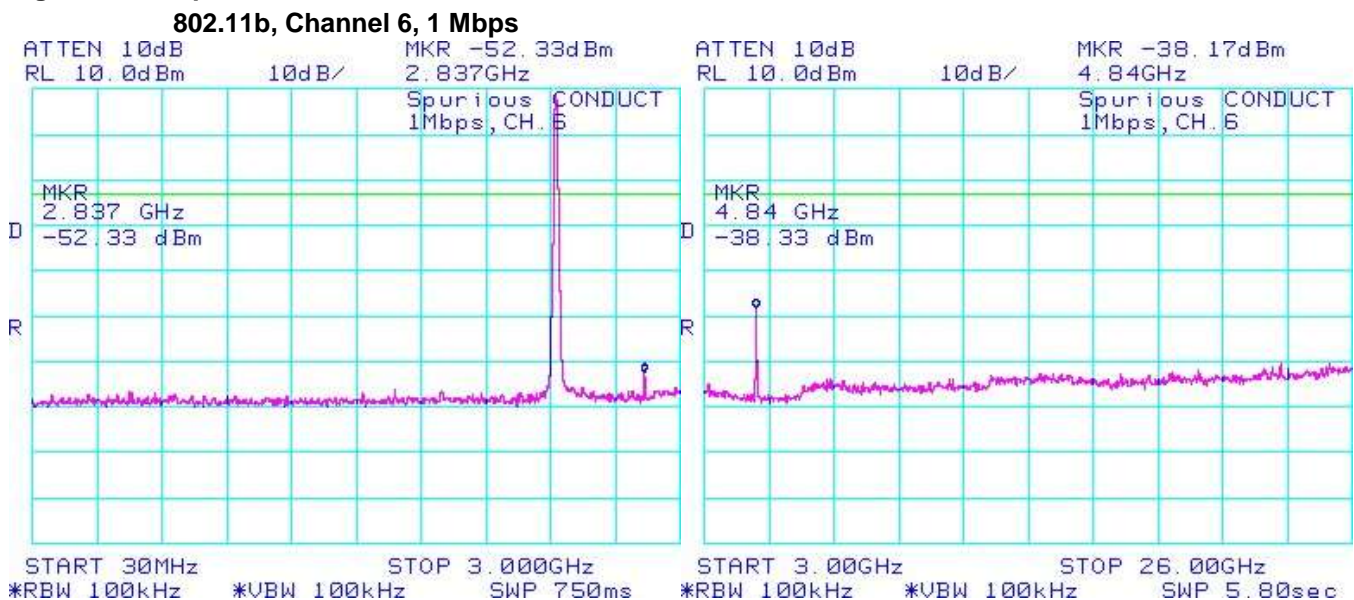



Figure 4-26 : Spurious Conducted RF Emissions



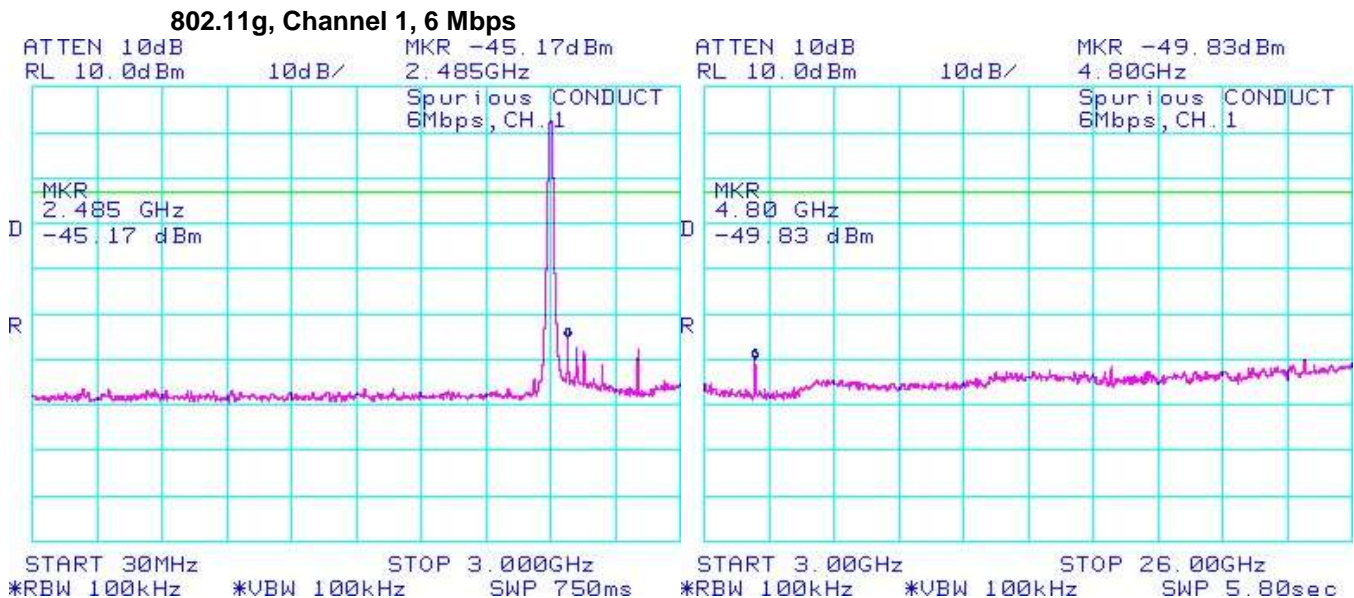
	EMI Test Report for the BlackBerry® smartphone Model REV71UW APPENDIX 4	
Test Report No. RTS-5992-1203-14	Dates of Test February 23 to March 05, 2012	FCC ID: L6AREV70UW IC: 2503A-REV70UW


802.11b/g/n RF Conducted Emission Test Results cont'd

Figure 4-27: Spurious Conducted RF Emissions



Figure 4-28: Spurious Conducted RF Emissions



	EMI Test Report for the BlackBerry® smartphone Model REV71UW APPENDIX 4	
Test Report No. RTS-5992-1203-14	Dates of Test February 23 to March 05, 2012	FCC ID: L6AREV70UW IC: 2503A-REV70UW

802.11b/g/n RF Conducted Emission Test Results cont'd

Figure 4-29: Spurious Conducted RF Emissions
802.11g, Channel 6, 6 Mbps

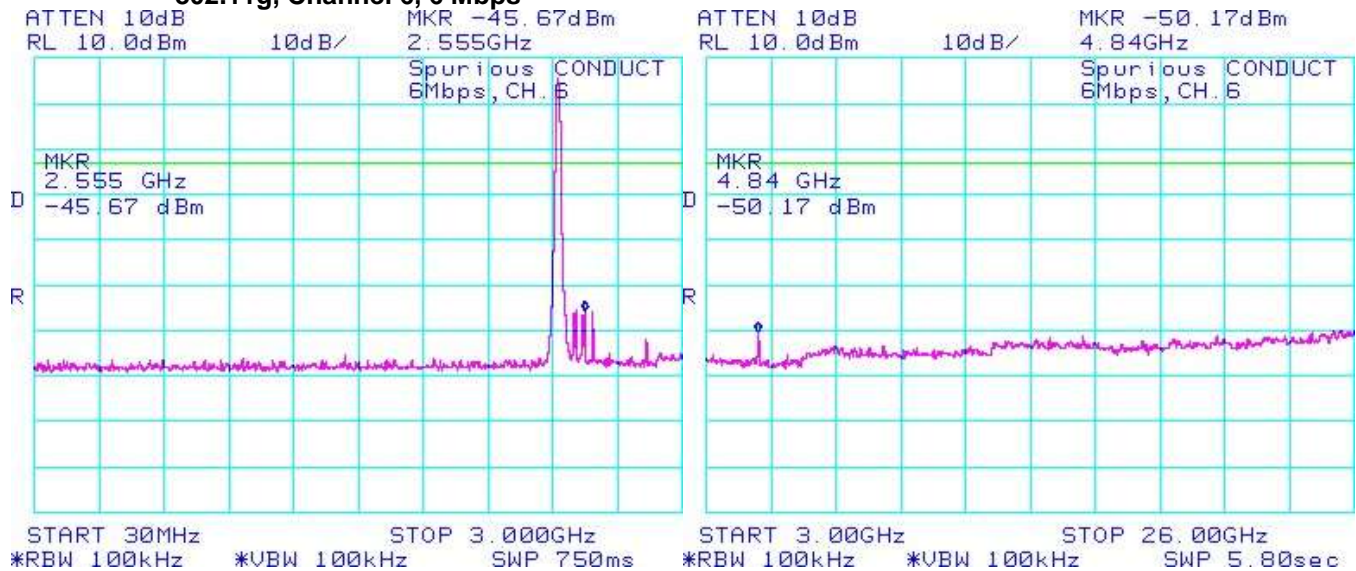
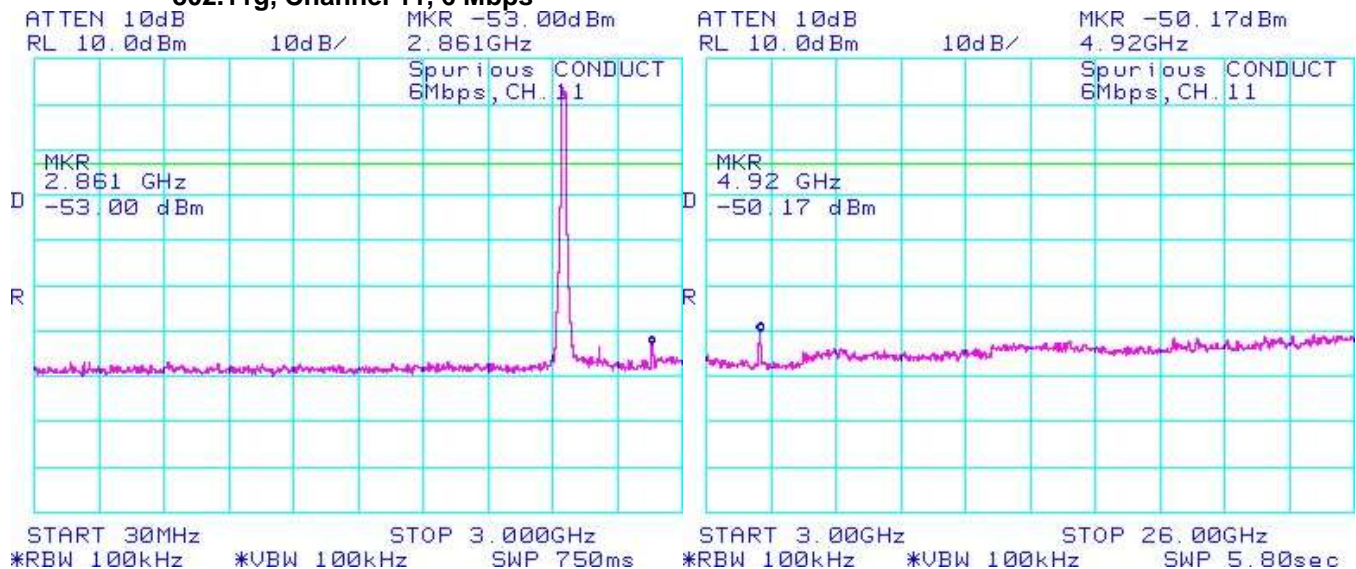



Figure 4-30: Spurious Conducted RF Emissions
802.11g, Channel 11, 6 Mbps



	EMI Test Report for the BlackBerry® smartphone Model REV71UW APPENDIX 4	
Test Report No. RTS-5992-1203-14	Dates of Test February 23 to March 05, 2012	FCC ID: L6AREV70UW IC: 2503A-REV70UW

802.11b/g/n RF Conducted Emission Test Results cont'd

Figure 4-31: Spurious Conducted RF Emissions
802.11n, Channel 1, MCS 0

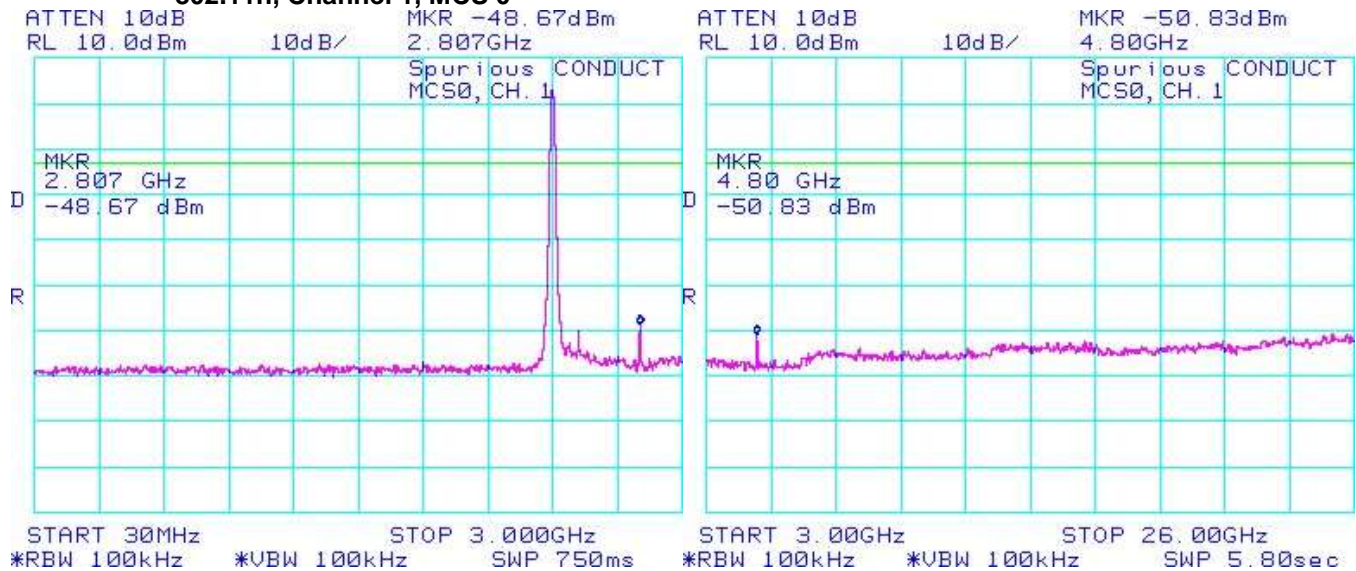
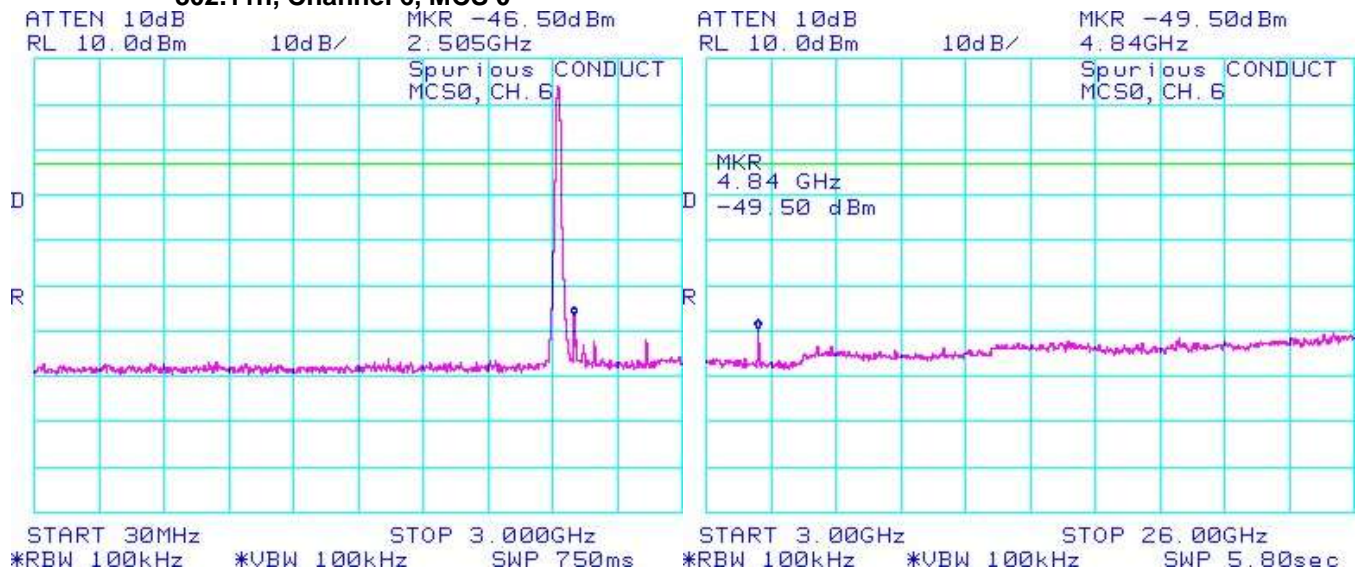



Figure 4-32: Spurious Conducted RF Emissions
802.11n, Channel 6, MCS 0



	EMI Test Report for the BlackBerry® smartphone Model REV71UW APPENDIX 4	
Test Report No. RTS-5992-1203-14	Dates of Test February 23 to March 05, 2012	FCC ID: L6AREV70UW IC: 2503A-REV70UW

802.11b/g/n RF Conducted Emission Test Results cont'd

Figure 4-33: Spurious Conducted RF Emissions

