

	Document Annex E to Hearing Aid Compatibility Audio Band Magnetic (ABM) T-Coil Test Report for BlackBerry® Smartphone model RDD71UW/REM71UW		Page 1(5)
Author Data Daoud Attayi	Dates of Test May 12-27, 2011	Report No RTS-2579-1107-19C	FCC ID L6ARDD70UW L6AREM70UW

Annex E: Test set up photos

	Document Annex E to Hearing Aid Compatibility Audio Band Magnetic (ABM) T-Coil Test Report for BlackBerry® Smartphone model RDD71UW/REM71UW			Page 2(5)
Author Data Daoud Attayi	Dates of Test May 12-27, 2011	Report No RTS-2579-1107-19C	FCC ID L6ARDD70UW L6AREM70UW	

	Document Annex E to Hearing Aid Compatibility Audio Band Magnetic (ABM) T-Coil Test Report for BlackBerry® Smartphone model RDD71UW/REM71UW		Page 3(5)
Author Data Daoud Attayi	Dates of Test May 12-27, 2011	Report No RTS-2579-1107-19C	FCC ID L6ARDD70UW L6AREM70UW


Audio Output (0, 0)

Telecoil (-5mm, 13mm)



Figure E1. BlackBerry Smartphone



	Document Annex E to Hearing Aid Compatibility Audio Band Magnetic (ABM) T-Coil Test Report for BlackBerry® Smartphone model RDD71UW/REM71UW		Page 4(5)
Author Data Daoud Attayi	Dates of Test May 12-27, 2011	Report No RTS-2579-1107-19C	FCC ID L6ARDD70UW L6AREM70UW





Figure E2: Ambient noise and system validation measurement setup

	Document Annex E to Hearing Aid Compatibility Audio Band Magnetic (ABM) T-Coil Test Report for BlackBerry® Smartphone model RDD71UW/REM71UW		Page 5(5)
Author Data Daoud Attayi	Dates of Test May 12-27, 2011	Report No RTS-2579-1107-19C	FCC ID L6ARDD70UW L6AREM70UW





Figure E3: Audio Band Magnetic (ABM) T-Coil measurement setup