
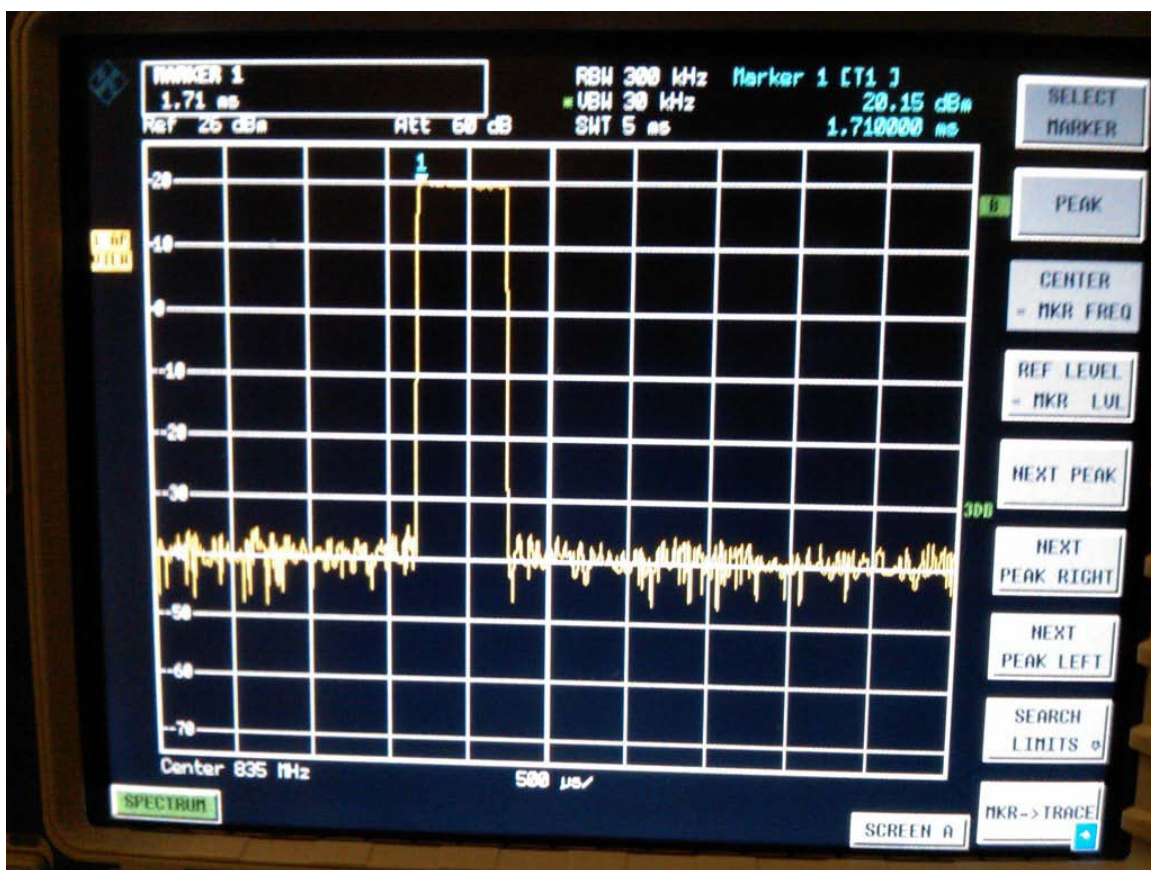



|   |   |                                       |  |
|---|---|---------------------------------------|--|
|  | Document<br><b>Annex A to Hearing Aid Compatibility RF Emissions Test Report for the BlackBerry® Smartphone model RDD71UW/REM71UW</b> |                                       | Page<br><b>1 (107)</b>                     |
| Author Data<br><b>Daoud Attayi</b>  | Dates of Test<br><b>Mar. 22-23, Apr. 05, May 13-16, 2011</b>  | Report No<br><b>RTS-2579-1107-18C</b> | FCC ID<br><b>L6ARDD70UW<br/>L6AREM70UW</b> |

## Annex A: Measurement data and plots

### A.1 Spectrum analyser plots: GSM/UMTS, CW, 80%AM, signals




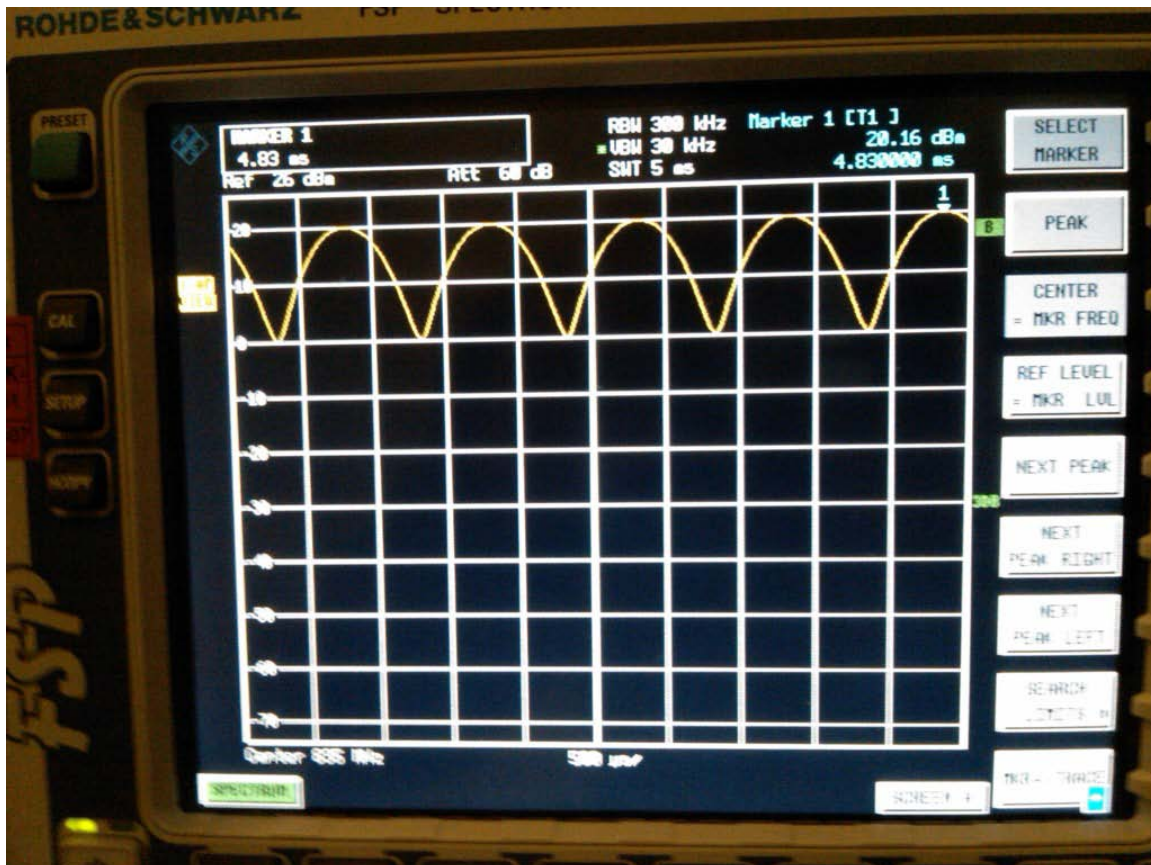
GSM 835 MHz

|   |   |                                       |  |
|---|---|---------------------------------------|--|
|  | Document<br><b>Annex A to Hearing Aid Compatibility RF Emissions Test Report for the BlackBerry® Smartphone model RDD71UW/REM71UW</b> |                                       | Page<br><b>2 (107)</b>                     |
| Author Data<br><b>Daoud Attayi</b>  | Dates of Test<br><b>Mar. 22-23, Apr. 05, May 13-16, 2011</b>  | Report No<br><b>RTS-2579-1107-18C</b> | FCC ID<br><b>L6ARDD70UW<br/>L6AREM70UW</b> |




**CW 835 MHz**

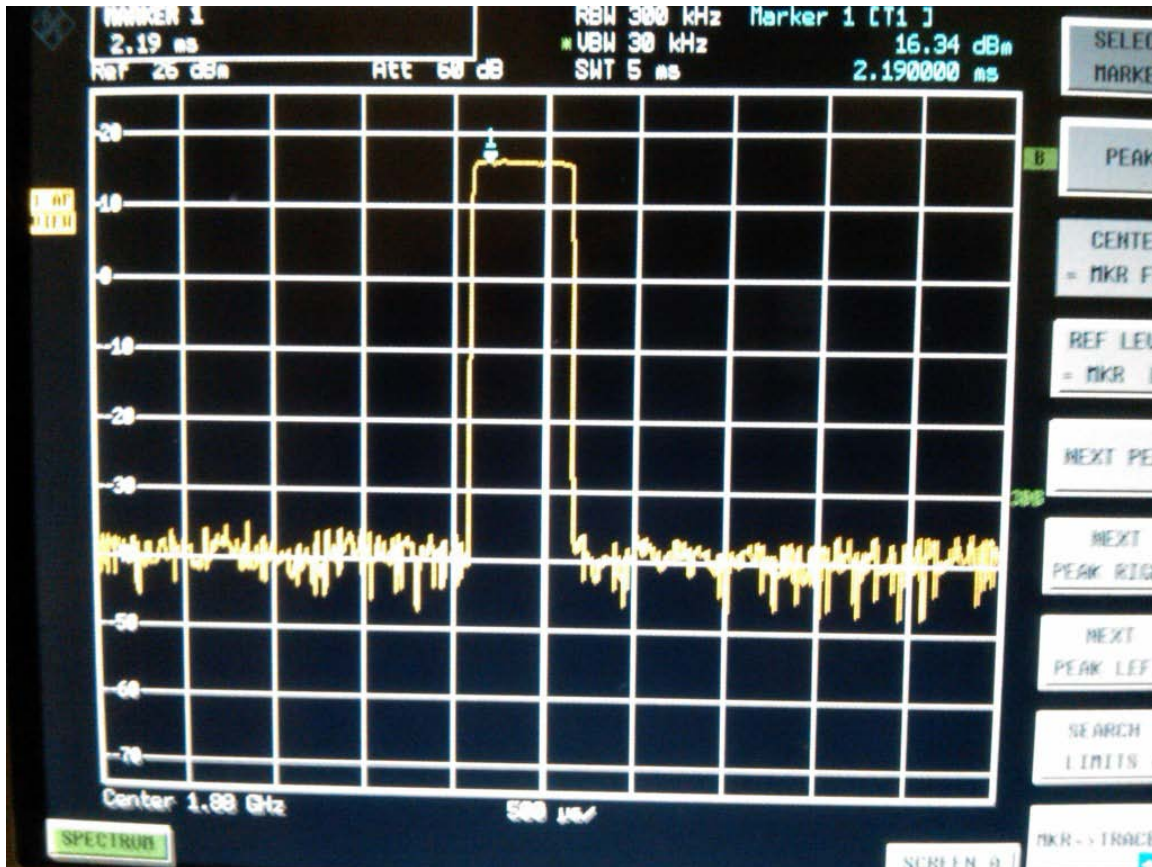
|   |   |                                       |  |
|---|---|---------------------------------------|--|
|  | Document<br><b>Annex A to Hearing Aid Compatibility RF Emissions Test Report for the BlackBerry® Smartphone model RDD71UW/REM71UW</b> |                                       | Page<br><b>3 (107)</b>                     |
| Author Data<br><b>Daoud Attayi</b>  | Dates of Test<br><b>Mar. 22-23, Apr. 05, May 13-16, 2011</b>  | Report No<br><b>RTS-2579-1107-18C</b> | FCC ID<br><b>L6ARDD70UW<br/>L6AREM70UW</b> |




**AM 80% 835 MHz**

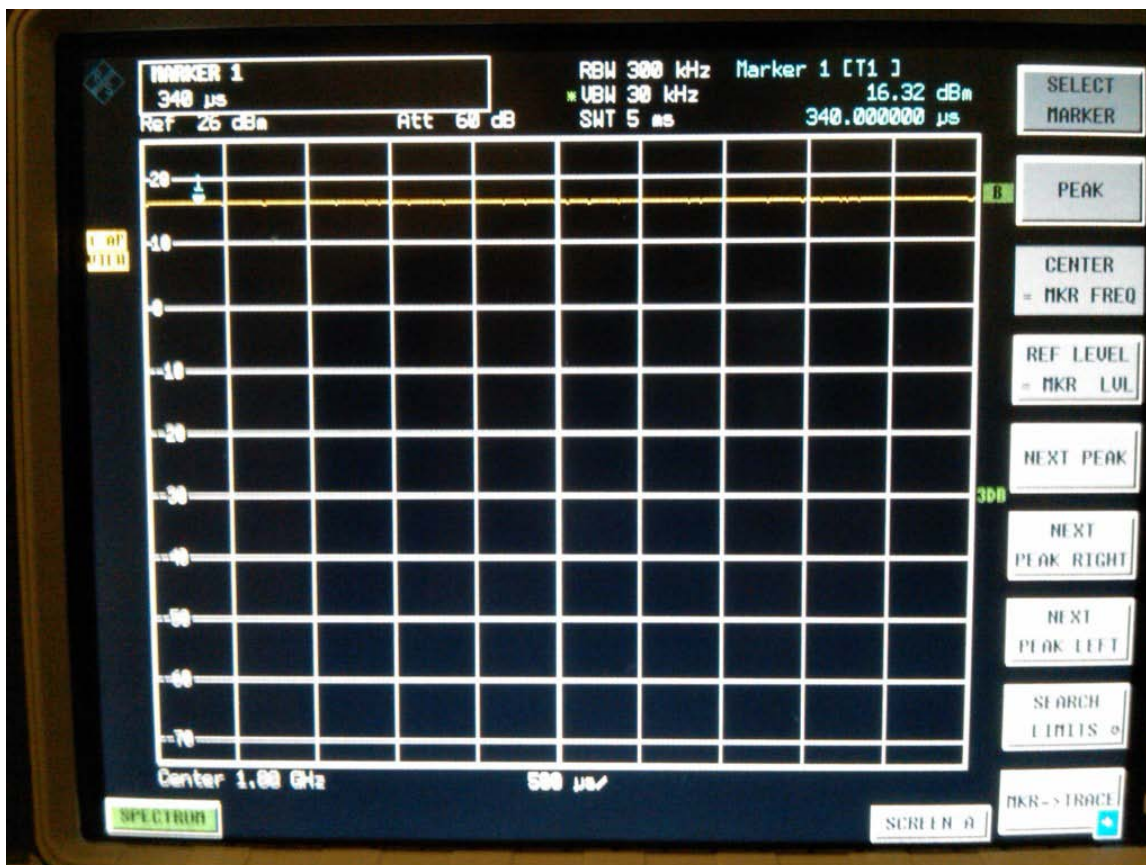


|   |   |                                       |   |
|---|---|---------------------------------------|---|
|  | Document<br><b>Annex A to Hearing Aid Compatibility RF Emissions Test<br/> Report for the BlackBerry® Smartphone model<br/> RDD71UW/REM71UW</b> |                                       | Page<br><b>4 (107)</b>                      |
| Author Data<br><b>Daoud Attayi</b>  | Dates of Test<br><b>Mar. 22-23, Apr. 05, May<br/> 13-16, 2011</b>   | Report No<br><b>RTS-2579-1107-18C</b> | FCC ID<br><b>L6ARDD70UW<br/> L6AREM70UW</b> |




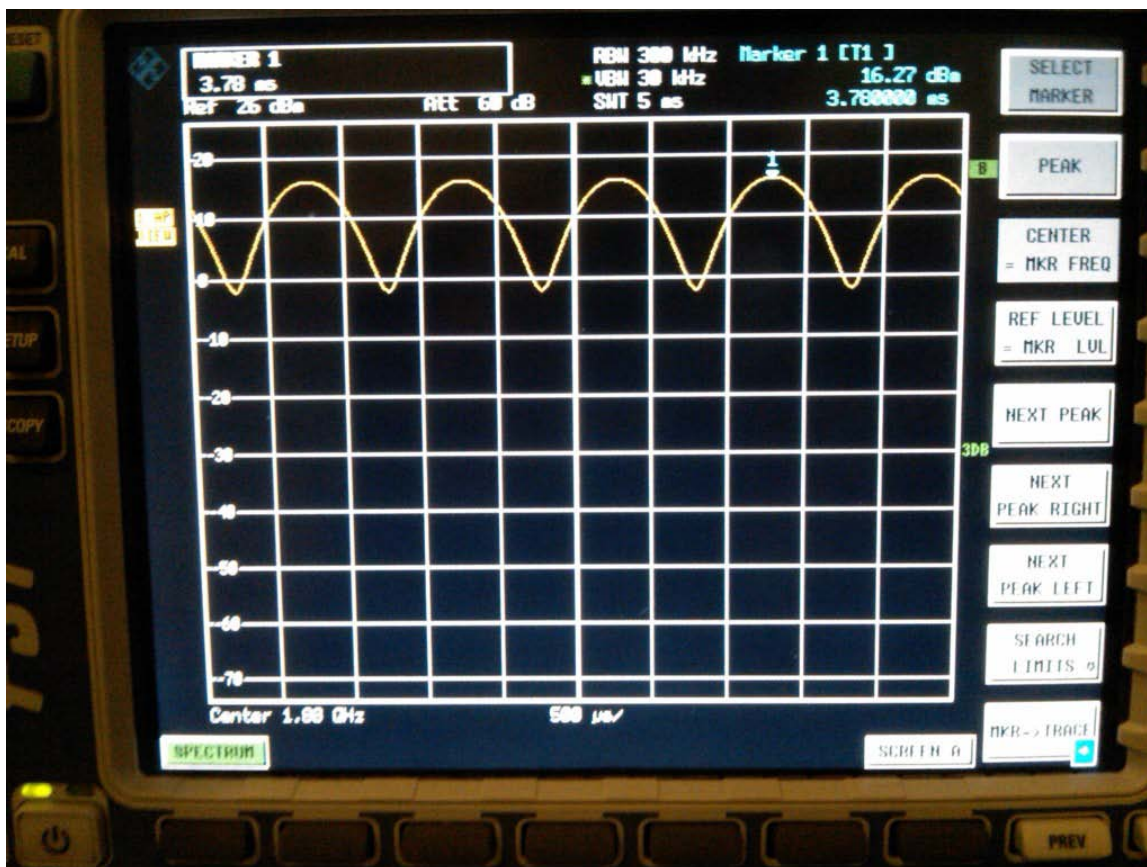
**GSM 1880 MHz**

|   |   |                                       |   |
|---|---|---------------------------------------|---|
|  | Document<br><b>Annex A to Hearing Aid Compatibility RF Emissions Test<br/> Report for the BlackBerry® Smartphone model<br/> RDD71UW/REM71UW</b> |                                       | Page<br><b>5 (107)</b>                      |
| Author Data<br><b>Daoud Attayi</b>  | Dates of Test<br><b>Mar. 22-23, Apr. 05, May<br/> 13-16, 2011</b>   | Report No<br><b>RTS-2579-1107-18C</b> | FCC ID<br><b>L6ARDD70UW<br/> L6AREM70UW</b> |




**CW 1880 MHz**

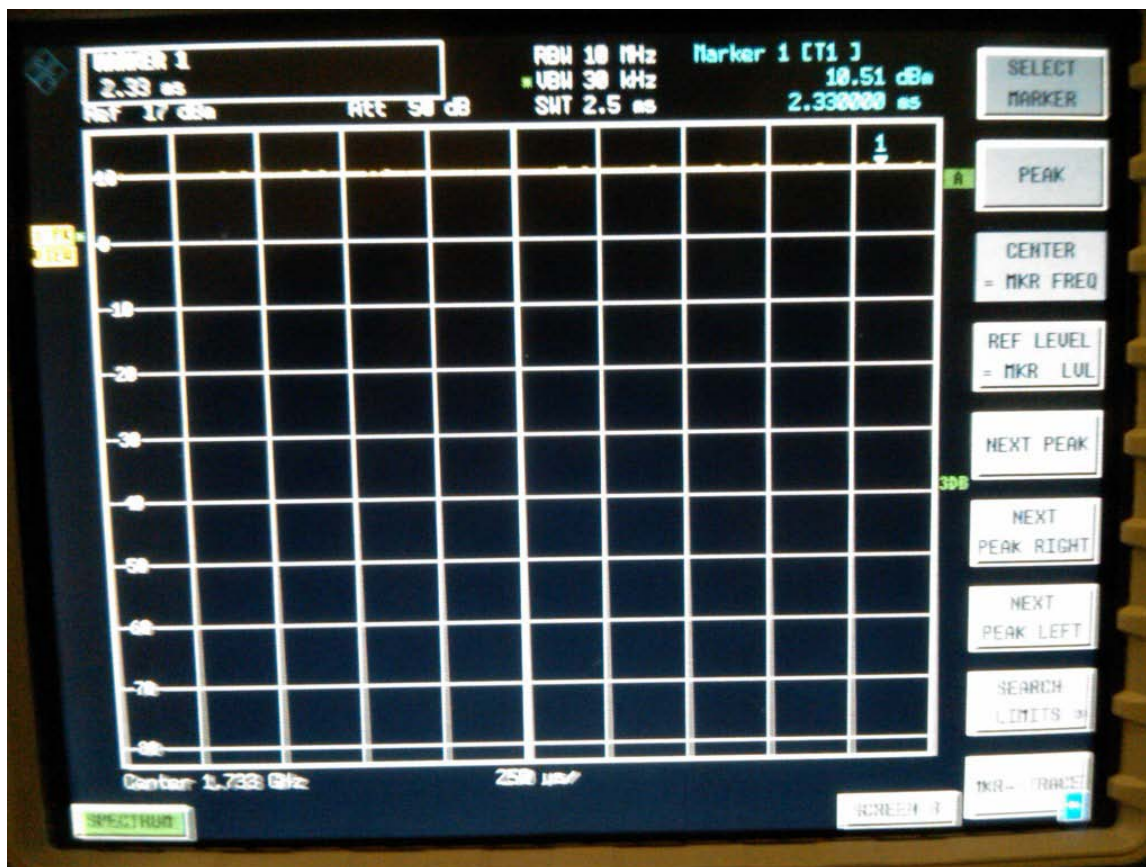
|   |   |                                       |  |
|---|---|---------------------------------------|--|
|  | Document<br><b>Annex A to Hearing Aid Compatibility RF Emissions Test Report for the BlackBerry® Smartphone model RDD71UW/REM71UW</b> |                                       | Page<br><b>6 (107)</b>                     |
| Author Data<br><b>Daoud Attayi</b>  | Dates of Test<br><b>Mar. 22-23, Apr. 05, May 13-16, 2011</b>  | Report No<br><b>RTS-2579-1107-18C</b> | FCC ID<br><b>L6ARDD70UW<br/>L6AREM70UW</b> |




AM 80 % 1880 MHz

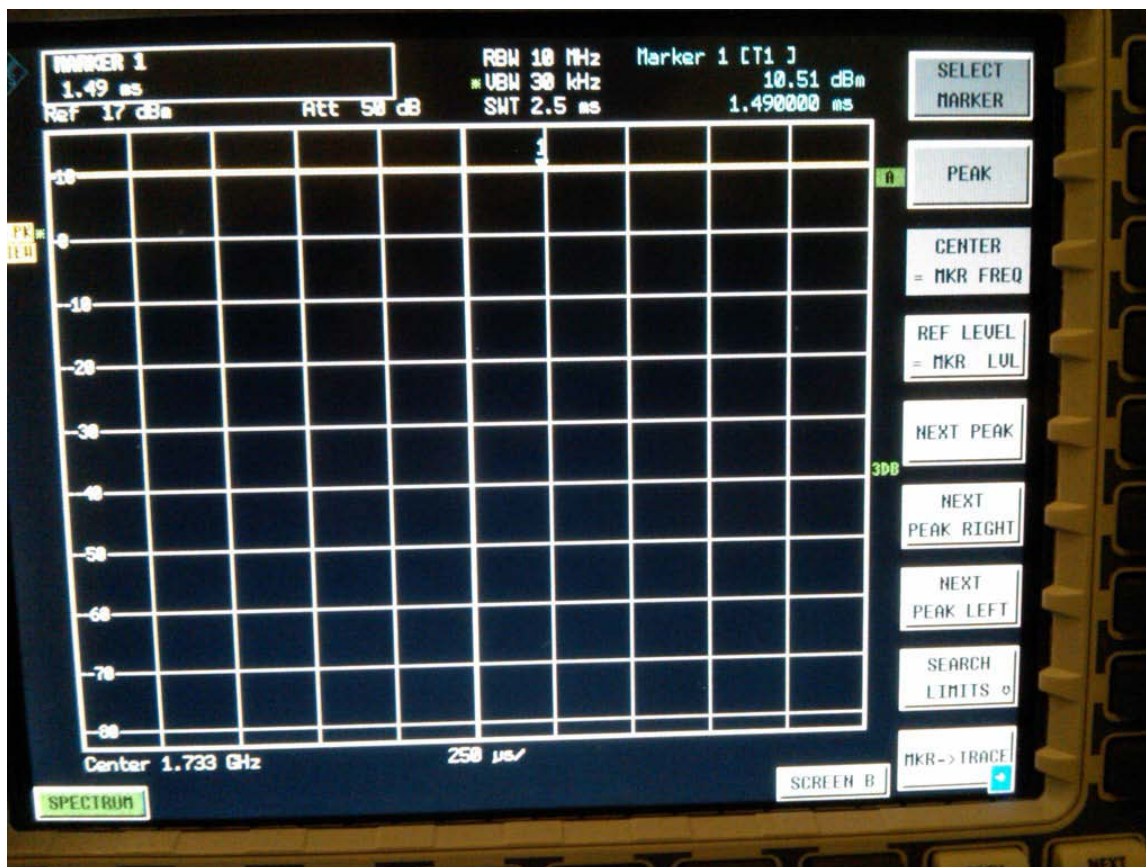


|   |   |                                       |   |
|---|---|---------------------------------------|---|
|  | Document<br><b>Annex A to Hearing Aid Compatibility RF Emissions Test<br/> Report for the BlackBerry® Smartphone model<br/> RDD71UW/REM71UW</b> |                                       | Page<br><b>7 (107)</b>                      |
| Author Data<br><b>Daoud Attayi</b>  | Dates of Test<br><b>Mar. 22-23, Apr. 05, May<br/> 13-16, 2011</b>   | Report No<br><b>RTS-2579-1107-18C</b> | FCC ID<br><b>L6ARDD70UW<br/> L6AREM70UW</b> |




UMTS 1733 MHz

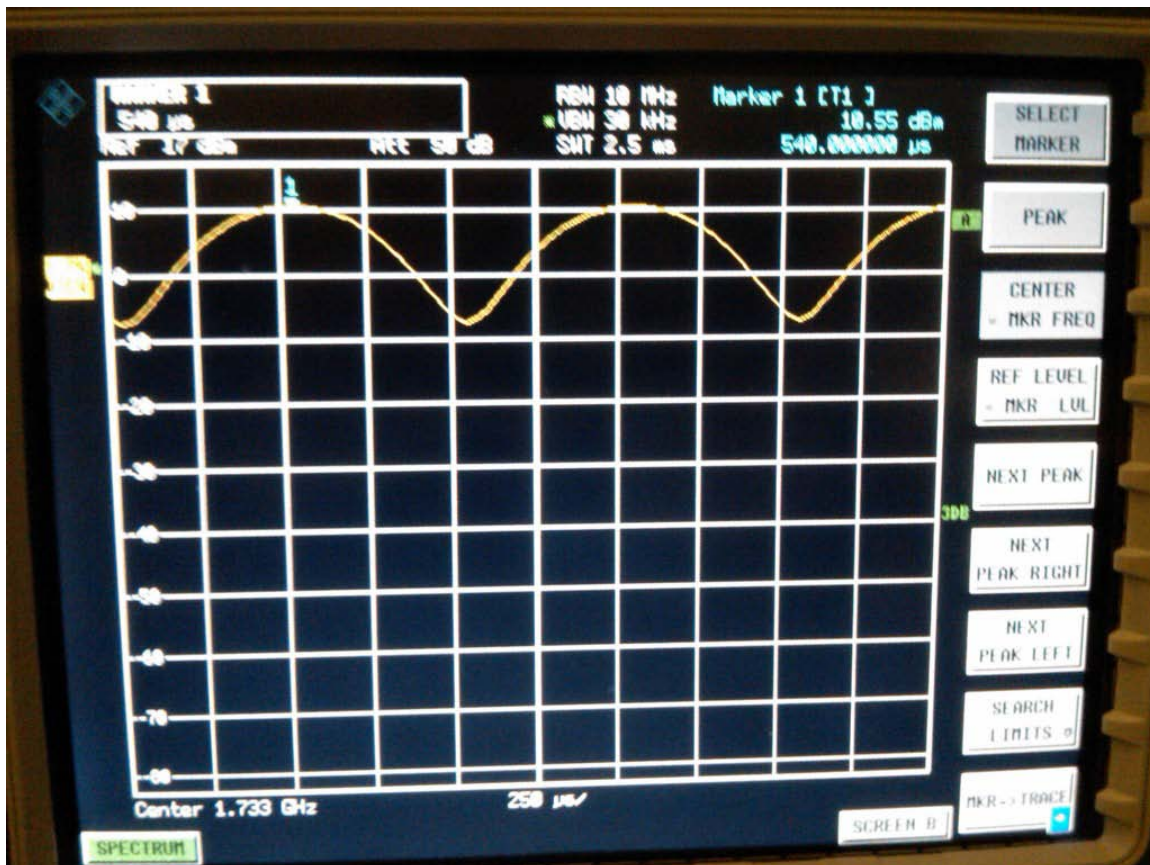
|   |   |                                       |   |
|---|---|---------------------------------------|---|
|  | Document<br><b>Annex A to Hearing Aid Compatibility RF Emissions Test<br/> Report for the BlackBerry® Smartphone model<br/> RDD71UW/REM71UW</b> |                                       | Page<br><b>8 (107)</b>                      |
| Author Data<br><b>Daoud Attayi</b>  | Dates of Test<br><b>Mar. 22-23, Apr. 05, May<br/> 13-16, 2011</b>   | Report No<br><b>RTS-2579-1107-18C</b> | FCC ID<br><b>L6ARDD70UW<br/> L6AREM70UW</b> |




**CW 1733 MHz**




|   |   |                                       |   |
|---|---|---------------------------------------|---|
|  | Document<br><b>Annex A to Hearing Aid Compatibility RF Emissions Test<br/> Report for the BlackBerry® Smartphone model<br/> RDD71UW/REM71UW</b> |                                       | Page<br><b>9 (107)</b>                      |
| Author Data<br><b>Daoud Attayi</b>  | Dates of Test<br><b>Mar. 22-23, Apr. 05, May<br/> 13-16, 2011</b>   | Report No<br><b>RTS-2579-1107-18C</b> | FCC ID<br><b>L6ARDD70UW<br/> L6AREM70UW</b> |



**AM 80% 1733 MHz**

|   |   |                                       |   |                             |
|---|---|---------------------------------------|---|-----------------------------|
|  | Document<br><b>Annex A to Hearing Aid Compatibility RF Emissions Test<br/> Report for the BlackBerry® Smartphone model<br/> RDD71UW/REM71UW</b> |                                       |   | Page<br><br><b>10 (107)</b> |
| Author Data<br><b>Daoud Attayi</b>  | Dates of Test<br><b>Mar. 22-23, Apr. 05, May<br/> 13-16, 2011</b>   | Report No<br><b>RTS-2579-1107-18C</b> | FCC ID<br><b>L6ARDD70UW<br/> L6AREM70UW</b> |                             |

## A.2 Dipole validation and probe modulation factor plots

|   |   |                                       |   |
|---|---|---------------------------------------|---|
|  | Document<br><b>Annex A to Hearing Aid Compatibility RF Emissions Test<br/> Report for the BlackBerry® Smartphone model<br/> RDD71UW/REM71UW</b> |                                       | Page<br><b>11 (107)</b>                     |
| Author Data<br><b>Daoud Attayi</b>  | Dates of Test<br><b>Mar. 22-23, Apr. 05, May<br/> 13-16, 2011</b>   | Report No<br><b>RTS-2579-1107-18C</b> | FCC ID<br><b>L6ARDD70UW<br/> L6AREM70UW</b> |

Date/Time: 3/22/2011 3:37:27 PM

Test Laboratory: RIM Testing Services

### **HAC RF\_E-Field\_validation\_835 MHz**

**DUT: HAC-Dipole 835 MHz; Type: D835V3;**

Communication System: CW; Communication System Band: D835 (835.0 MHz); Frequency: 835 MHz; Communication System PAR: 0 dB

Medium parameters used:  $\sigma = 0$  mho/m,  $\epsilon_r = 1$ ;  $\rho = 0$  kg/m<sup>3</sup>

Phantom section: RF Section

Measurement Standard: DASYS (IEEE/IEC/ANSI C63.19-2007)

DASY5 Configuration:

- Probe: ER3DV6 - SN2286; ConvF(1, 1, 1); Calibrated: 1/14/2011
- Sensor-Surface: (Fix Surface)
- Electronics: DAE4 Sn881; Calibrated: 4/19/2010
- Phantom: HAC RF Test Arch with AMCC; Type: SD HAC P01 BA;
- Measurement SW: DASY52, Version 52.6 (2); SEMCAD X Version 14.4.4 (2829)

**Dipole E-Field measurement/E Scan - measurement distance from the probe sensor center to CD835 Dipole = 10mm/Hearing Aid Compatibility Test**

**(41x361x1):** Measurement grid: dx=5mm, dy=5mm

Maximum value of peak Total field = 160.2 V/m


Probe Modulation Factor = 1.000

Device Reference Point: 0, 0, -6.3 mm

Reference Value = 119.1 V/m; Power Drift = 0.28 dB

**Hearing Aid Near-Field Category: M4 (AWF 0 dB)**



|   |   |                                       |   |
|---|---|---------------------------------------|---|
|  | Document<br><b>Annex A to Hearing Aid Compatibility RF Emissions Test<br/> Report for the BlackBerry® Smartphone model<br/> RDD71UW/REM71UW</b> |                                       | Page<br><br><b>12 (107)</b>                 |
| Author Data<br><b>Daoud Attayi</b>  | Dates of Test<br><b>Mar. 22-23, Apr. 05, May<br/> 13-16, 2011</b>   | Report No<br><b>RTS-2579-1107-18C</b> | FCC ID<br><b>L6ARDD70UW<br/> L6AREM70UW</b> |

Peak E-field in V/m


|                            |                            |                            |
|----------------------------|----------------------------|----------------------------|
| Grid 1<br><b>154.3 M4</b>  | Grid 2<br><b>160.2 M4</b>  | Grid 3<br><b>156.7 M4</b>  |
| Grid 4<br><b>85.253 M4</b> | Grid 5<br><b>88.903 M4</b> | Grid 6<br><b>87.202 M4</b> |
| Grid 7<br><b>155.3 M4</b>  | Grid 8<br><b>158.9 M4</b>  | Grid 9<br><b>155.3 M4</b>  |

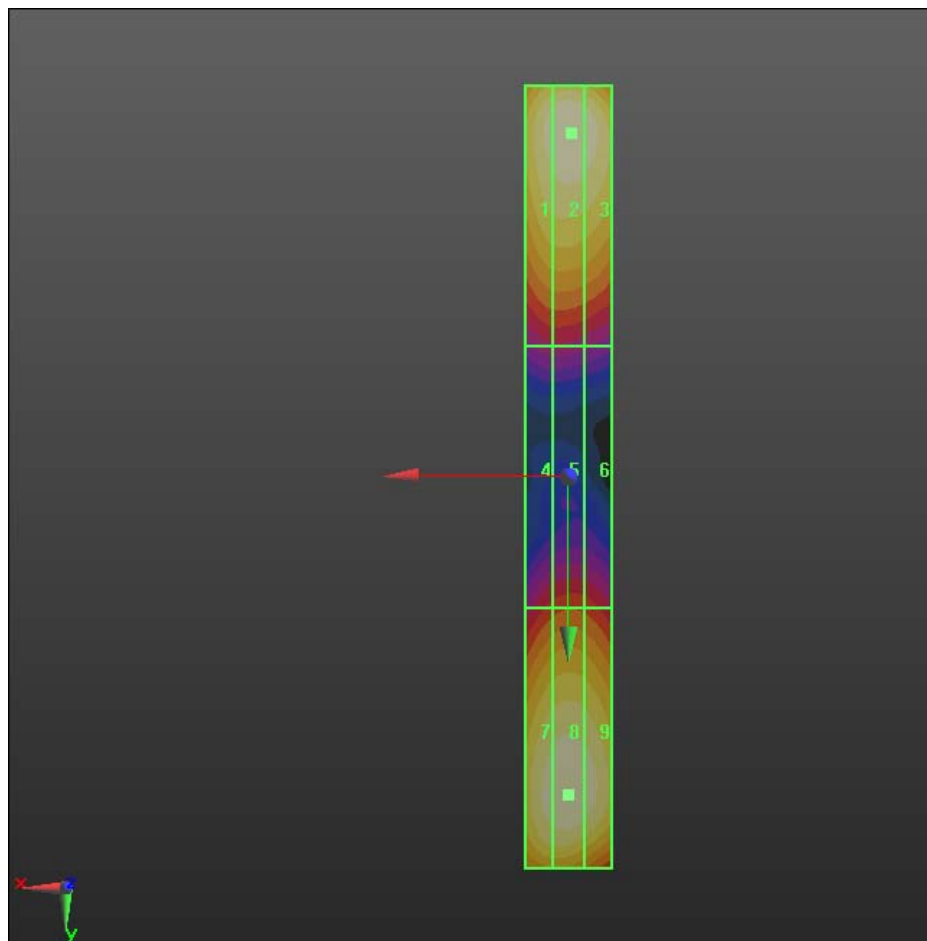
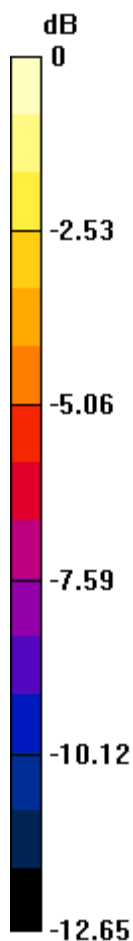
**Cursor:**

Total = 160.2 V/m


E Category: M4

Location: -0.5, -79, 4.7 mm

|   |   |                                       |   |
|---|---|---------------------------------------|---|
|  | Document<br><b>Annex A to Hearing Aid Compatibility RF Emissions Test<br/> Report for the BlackBerry® Smartphone model<br/> RDD71UW/REM71UW</b> |                                       | Page<br><b>13 (107)</b>                     |
| Author Data<br><b>Daoud Attayi</b>  | Dates of Test<br><b>Mar. 22-23, Apr. 05, May<br/> 13-16, 2011</b>   | Report No<br><b>RTS-2579-1107-18C</b> | FCC ID<br><b>L6ARDD70UW<br/> L6AREM70UW</b> |



0 dB = 160.2V/m

|   |   |                                       |   |
|---|---|---------------------------------------|---|
|  | Document<br><b>Annex A to Hearing Aid Compatibility RF Emissions Test<br/> Report for the BlackBerry® Smartphone model<br/> RDD71UW/REM71UW</b> |                                       | Page<br><b>14 (107)</b>                     |
| Author Data<br><b>Daoud Attayi</b>  | Dates of Test<br><b>Mar. 22-23, Apr. 05, May<br/> 13-16, 2011</b>   | Report No<br><b>RTS-2579-1107-18C</b> | FCC ID<br><b>L6ARDD70UW<br/> L6AREM70UW</b> |

Date/Time: 3/22/2011 2:40:53 PM

Test Laboratory: RIM Testing Services

### **HAC RF\_E-Field\_PMF\_GSM\_835 MHz**

**DUT: HAC-Dipole 835 MHz; Type: D835V3**

Communication System: GSM 850;; Frequency: 835 MHz;Communication System PAR: 9.191 dB

Medium parameters used:  $\sigma = 0$  mho/m,  $\epsilon_r = 1$ ;  $\rho = 0$  kg/m<sup>3</sup>

Phantom section: RF Section

Measurement Standard: DASYS (IEEE/IEC/ANSI C63.19-2007)

DASY5 Configuration:

- Probe: ER3DV6 - SN2286; ConvF(1, 1, 1); Calibrated: 1/14/2011
- Sensor-Surface: (Fix Surface)
- Electronics: DAE4 Sn881; Calibrated: 4/19/2010
- Phantom: HAC RF Test Arch with AMCC; Type: SD HAC P01 BA;
- Measurement SW: DASY52, Version 52.6 (2); SEMCAD X Version 14.4.4 (2829)

**Dipole E-Field measurement/E Scan - measurement distance from the probe sensor center to CD835 Dipole = 10mm/Hearing Aid Compatibility Test**

**(41x361x1):** Measurement grid: dx=5mm, dy=5mm

Maximum value of peak Total field = 54.142 V/m


Probe Modulation Factor = 1.000

Device Reference Point: 0, 0, -6.3 mm

Reference Value = 38.642 V/m; Power Drift = -0.06 dB

**Hearing Aid Near-Field Category: M4 (AWF -5 dB)**



|   |   |                                       |   |
|---|---|---------------------------------------|---|
|  | Document<br><b>Annex A to Hearing Aid Compatibility RF Emissions Test<br/> Report for the BlackBerry® Smartphone model<br/> RDD71UW/REM71UW</b> |                                       | Page<br><br><b>15 (107)</b>                 |
| Author Data<br><b>Daoud Attayi</b>  | Dates of Test<br><b>Mar. 22-23, Apr. 05, May<br/> 13-16, 2011</b>   | Report No<br><b>RTS-2579-1107-18C</b> | FCC ID<br><b>L6ARDD70UW<br/> L6AREM70UW</b> |

Peak E-field in V/m


|                            |                            |                            |
|----------------------------|----------------------------|----------------------------|
| Grid 1<br><b>51.408 M4</b> | Grid 2<br><b>54.142 M4</b> | Grid 3<br><b>52.509 M4</b> |
| Grid 4<br><b>27.621 M4</b> | Grid 5<br><b>27.841 M4</b> | Grid 6<br><b>27.144 M4</b> |
| Grid 7<br><b>49.045 M4</b> | Grid 8<br><b>49.106 M4</b> | Grid 9<br><b>47.011 M4</b> |

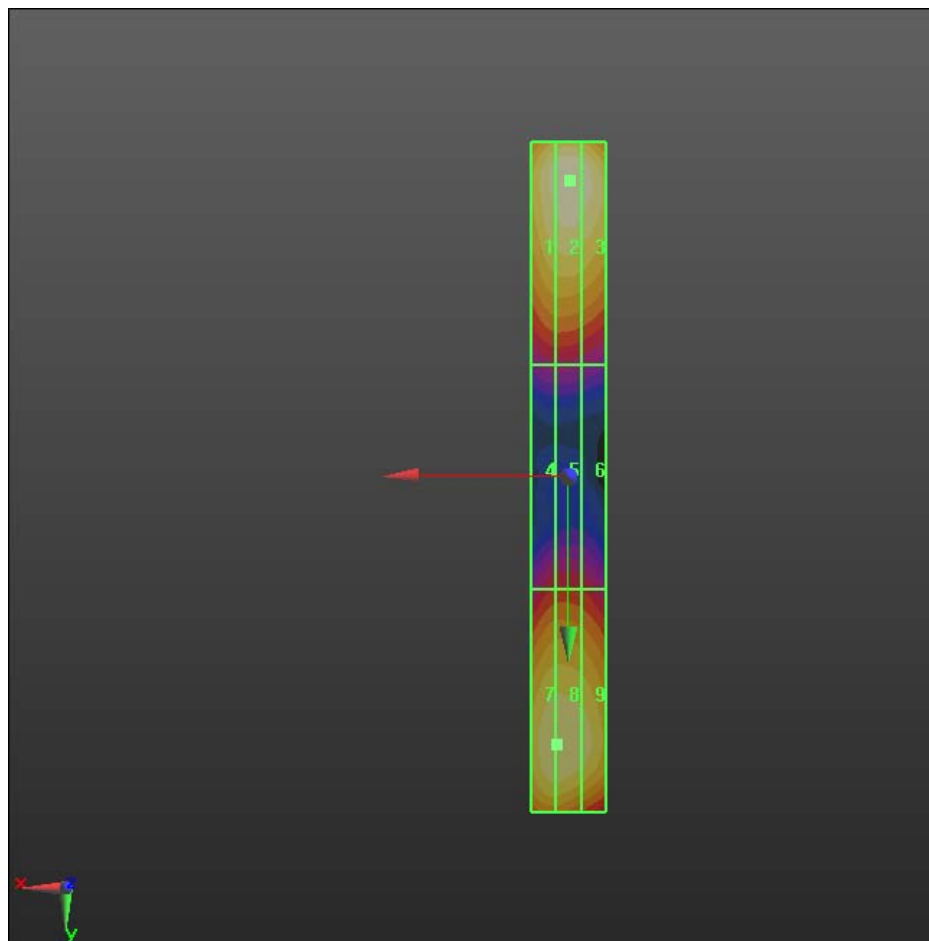
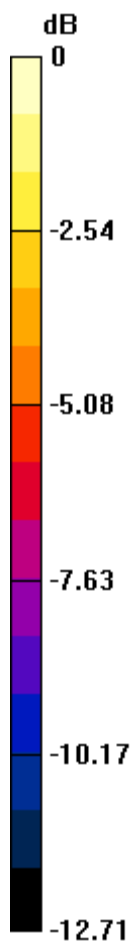
**Cursor:**

Total = 54.142 V/m


E Category: M4

Location: -0.5, -79.5, 4.7 mm

|   |   |                                       |   |
|---|---|---------------------------------------|---|
|  | Document<br><b>Annex A to Hearing Aid Compatibility RF Emissions Test<br/> Report for the BlackBerry® Smartphone model<br/> RDD71UW/REM71UW</b> |                                       | Page<br><b>16 (107)</b>                     |
| Author Data<br><b>Daoud Attayi</b>  | Dates of Test<br><b>Mar. 22-23, Apr. 05, May<br/> 13-16, 2011</b>   | Report No<br><b>RTS-2579-1107-18C</b> | FCC ID<br><b>L6ARDD70UW<br/> L6AREM70UW</b> |



0 dB = 54.140V/m

|   |   |                                       |   |
|---|---|---------------------------------------|---|
|  | Document<br><b>Annex A to Hearing Aid Compatibility RF Emissions Test<br/> Report for the BlackBerry® Smartphone model<br/> RDD71UW/REM71UW</b> |                                       | Page<br><b>17 (107)</b>                     |
| Author Data<br><b>Daoud Attayi</b>  | Dates of Test<br><b>Mar. 22-23, Apr. 05, May<br/> 13-16, 2011</b>   | Report No<br><b>RTS-2579-1107-18C</b> | FCC ID<br><b>L6ARDD70UW<br/> L6AREM70UW</b> |

Date/Time: 3/22/2011 3:01:22 PM

Test Laboratory: RIM Testing Services

### **HAC RF\_E-Field\_PMF\_CW835 MHz\_GSM**

**DUT: HAC-Dipole 835 MHz; Type: D835V3**

Communication System: CW; Communication System Band: D835 (835.0 MHz); Frequency: 835 MHz; Communication System PAR: 0 dB

Medium parameters used:  $\sigma = 0$  mho/m,  $\epsilon_r = 1$ ;  $\rho = 0$  kg/m<sup>3</sup>

Phantom section: RF Section

Measurement Standard: DASYS (IEEE/IEC/ANSI C63.19-2007)

DASY5 Configuration:

- Probe:
- Sensor-Surface: (Fix Surface)
- Electronics: DAE4 Sn881; Calibrated: 4/19/2010
- Phantom: HAC RF Test Arch with AMCC; Type: SD HAC P01 BA;
- Measurement SW: DASY52, Version 52.6 (2); SEMCAD X Version 14.4.4 (2829)

**Dipole E-Field measurement/E Scan - measurement distance from the probe sensor center to CD835 Dipole = 10mm/Hearing Aid Compatibility Test**

**(41x361x1):** Measurement grid: dx=5mm, dy=5mm

Maximum value of peak Total field = 159.3 V/m


Probe Modulation Factor = 1.000

Device Reference Point: 0, 0, -6.3 mm

Reference Value = 120.6 V/m; Power Drift = -0.10 dB

**Hearing Aid Near-Field Category: M4 (AWF 0 dB)**



|   |   |                                       |  |
|---|---|---------------------------------------|--|
|  | Document<br><b>Annex A to Hearing Aid Compatibility RF Emissions Test Report for the BlackBerry® Smartphone model RDD71UW/REM71UW</b> |                                       | Page<br><b>18 (107)</b>                    |
| Author Data<br><b>Daoud Attayi</b>  | Dates of Test<br><b>Mar. 22-23, Apr. 05, May 13-16, 2011</b>  | Report No<br><b>RTS-2579-1107-18C</b> | FCC ID<br><b>L6ARDD70UW<br/>L6AREM70UW</b> |

Peak E-field in V/m


|                           |                            |                            |
|---------------------------|----------------------------|----------------------------|
| Grid 1<br><b>153.1 M4</b> | Grid 2<br><b>159.3 M4</b>  | Grid 3<br><b>154.5 M4</b>  |
| Grid 4<br><b>8066 M4</b>  | Grid 5<br><b>86.943 M4</b> | Grid 6<br><b>84.863 M4</b> |
| Grid 7<br><b>153.2 M4</b> | Grid 8<br><b>154.9 M4</b>  | Grid 9<br><b>151.1 M4</b>  |

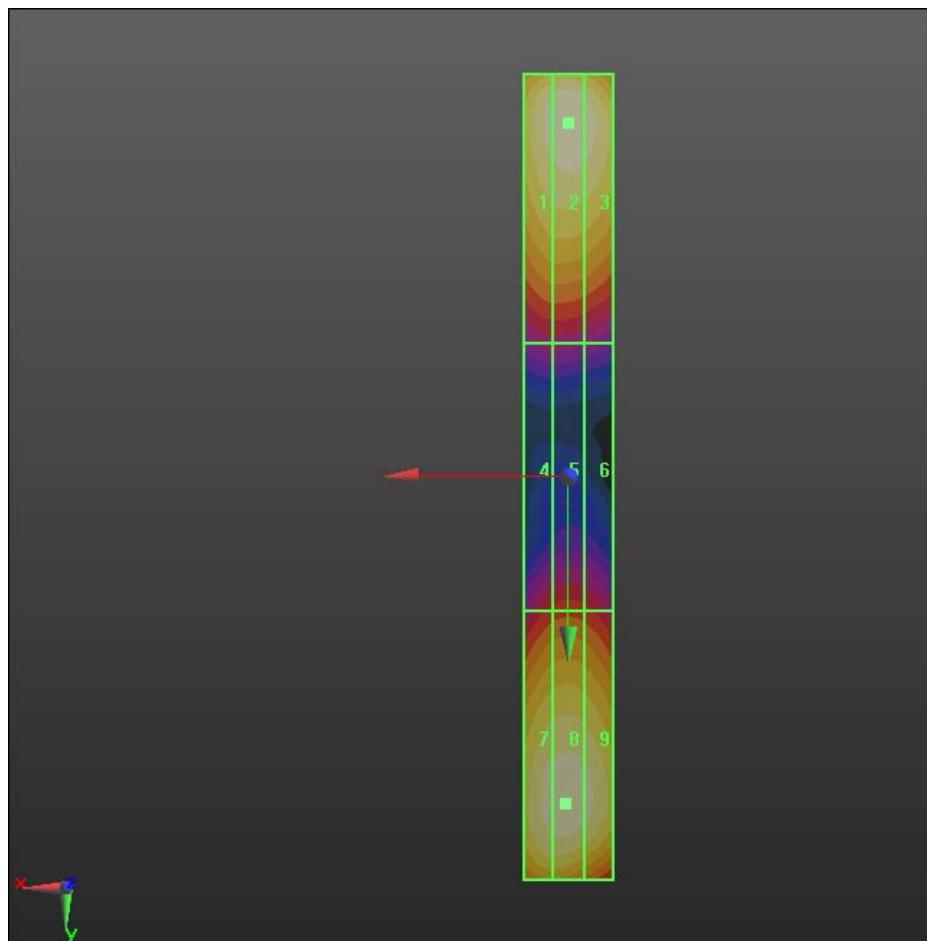
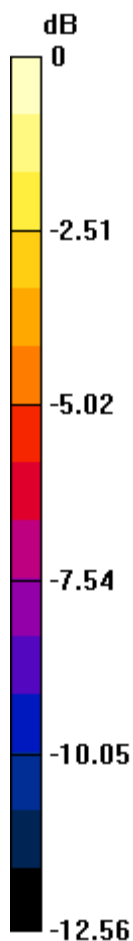
**Cursor:**

Total = 159.3 V/m


E Category: M4

Location: 0, -79, 4.7 mm

|   |   |                                       |   |
|---|---|---------------------------------------|---|
|  | Document<br><b>Annex A to Hearing Aid Compatibility RF Emissions Test<br/> Report for the BlackBerry® Smartphone model<br/> RDD71UW/REM71UW</b> |                                       | Page<br><b>19 (107)</b>                     |
| Author Data<br><b>Daoud Attayi</b>  | Dates of Test<br><b>Mar. 22-23, Apr. 05, May<br/> 13-16, 2011</b>   | Report No<br><b>RTS-2579-1107-18C</b> | FCC ID<br><b>L6ARDD70UW<br/> L6AREM70UW</b> |



0 dB = 159.3V/m

|   |   |                                       |   |
|---|---|---------------------------------------|---|
|  | Document<br><b>Annex A to Hearing Aid Compatibility RF Emissions Test<br/> Report for the BlackBerry® Smartphone model<br/> RDD71UW/REM71UW</b> |                                       | Page<br><b>20 (107)</b>                     |
| Author Data<br><b>Daoud Attayi</b>  | Dates of Test<br><b>Mar. 22-23, Apr. 05, May<br/> 13-16, 2011</b>   | Report No<br><b>RTS-2579-1107-18C</b> | FCC ID<br><b>L6ARDD70UW<br/> L6AREM70UW</b> |

Date/Time: 3/22/2011 3:09:37 PM

Test Laboratory: RIM Testing Services

## **HAC RF\_E-Field\_PMF\_AM80%835 MHz\_GSM**

**DUT: HAC-Dipole 835 MHz; Type: D835V3**

Communication System: AM 80%; Communication System Band: D835 (835.0 MHz);  
Frequency: 835 MHz; Communication System PAR: 0 dB  
Medium parameters used:  $\sigma = 0$  mho/m,  $\epsilon_r = 1$ ;  $\rho = 0$  kg/m<sup>3</sup>  
Phantom section: RF Section  
Measurement Standard: DASY5 (IEEE/IEC/ANSI C63.19-2007)

DASY5 Configuration:

- Probe: ER3DV6 - SN2286; ConvF(1, 1, 1); Calibrated: 1/14/2011
- Sensor-Surface: (Fix Surface)
- Electronics: DAE4 Sn881; Calibrated: 4/19/2010
- Phantom: HAC RF Test Arch with AMCC; Type: SD HAC P01 BA;
- Measurement SW: DASY52, Version 52.6 (2); SEMCAD X Version 14.4.4 (2829)

## **Dipole E-Field measurement/E Scan - measurement distance from the probe sensor center to CD835 Dipole = 10mm/Hearing Aid Compatibility Test**

**(41x361x1):** Measurement grid: dx=5mm, dy=5mm

Maximum value of peak Total field = 99.820 V/m


Probe Modulation Factor = 1.000

Device Reference Point: 0, 0, -6.3 mm

Reference Value = 74.981 V/m; Power Drift = -0.17 dB

**Hearing Aid Near-Field Category: M4 (AWF 0 dB)**



|   |   |                                       |   |
|---|---|---------------------------------------|---|
|  | Document<br><b>Annex A to Hearing Aid Compatibility RF Emissions Test<br/> Report for the BlackBerry® Smartphone model<br/> RDD71UW/REM71UW</b> |                                       | Page<br><br><b>21 (107)</b>                 |
| Author Data<br><b>Daoud Attayi</b>  | Dates of Test<br><b>Mar. 22-23, Apr. 05, May<br/> 13-16, 2011</b>   | Report No<br><b>RTS-2579-1107-18C</b> | FCC ID<br><b>L6ARDD70UW<br/> L6AREM70UW</b> |

Peak E-field in V/m


|                            |                            |                            |
|----------------------------|----------------------------|----------------------------|
| Grid 1<br><b>96.553 M4</b> | Grid 2<br><b>99.820 M4</b> | Grid 3<br><b>97.313 M4</b> |
| Grid 4<br><b>54.091 M4</b> | Grid 5<br><b>55.431 M4</b> | Grid 6<br><b>53.882 M4</b> |
| Grid 7<br><b>95.955 M4</b> | Grid 8<br><b>97.176 M4</b> | Grid 9<br><b>95.117 M4</b> |

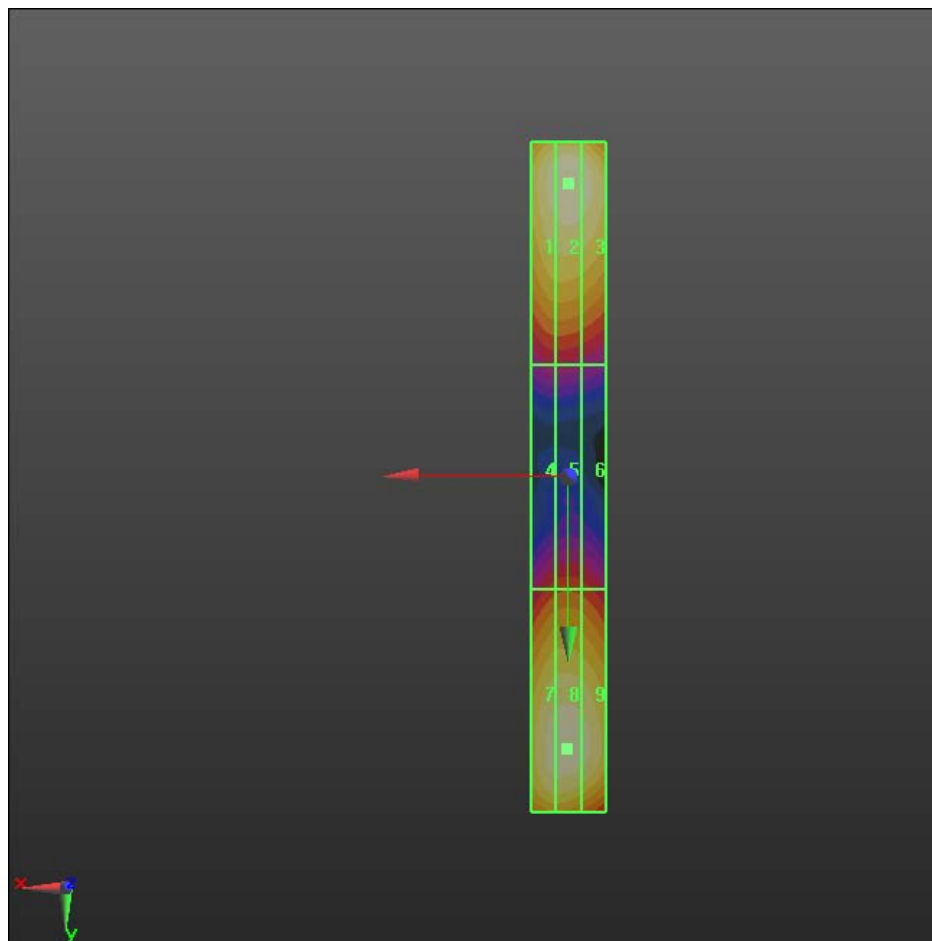
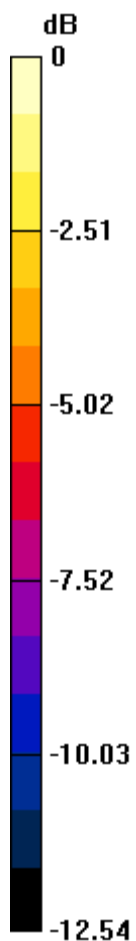
**Cursor:**

Total = 99.821 V/m


E Category: M4

Location: 0, -79, 4.7 mm

|   |   |                                       |   |
|---|---|---------------------------------------|---|
|  | Document<br><b>Annex A to Hearing Aid Compatibility RF Emissions Test<br/> Report for the BlackBerry® Smartphone model<br/> RDD71UW/REM71UW</b> |                                       | Page<br><b>22 (107)</b>                     |
| Author Data<br><b>Daoud Attayi</b>  | Dates of Test<br><b>Mar. 22-23, Apr. 05, May<br/> 13-16, 2011</b>   | Report No<br><b>RTS-2579-1107-18C</b> | FCC ID<br><b>L6ARDD70UW<br/> L6AREM70UW</b> |



0 dB = 99.820V/m

|   |   |                                       |   |
|---|---|---------------------------------------|---|
|  | Document<br><b>Annex A to Hearing Aid Compatibility RF Emissions Test<br/> Report for the BlackBerry® Smartphone model<br/> RDD71UW/REM71UW</b> |                                       | Page<br><b>23 (107)</b>                     |
| Author Data<br><b>Daoud Attayi</b>  | Dates of Test<br><b>Mar. 22-23, Apr. 05, May<br/> 13-16, 2011</b>   | Report No<br><b>RTS-2579-1107-18C</b> | FCC ID<br><b>L6ARDD70UW<br/> L6AREM70UW</b> |

Date/Time: 3/22/2011 4:50:23 PM

Test Laboratory: RIM Testing Services

### **HAC RF\_E-Field\_validation\_1880 MHz**

**DUT: HAC Dipole 1880 MHz; Type: CD1880V3**

Communication System: CW; Communication System Band: D1900 (1900.0 MHz); Frequency: 1880 MHz; Communication System PAR: 0 dB

Medium parameters used:  $\sigma = 0$  mho/m,  $\epsilon_r = 1$ ;  $\rho = 0$  kg/m<sup>3</sup>

Phantom section: RF Section

Measurement Standard: DASY5 (IEEE/IEC/ANSI C63.19-2007)

DASY5 Configuration:

- Probe: ER3DV6 - SN2286; ConvF(1, 1, 1); Calibrated: 1/14/2011
- Sensor-Surface: (Fix Surface)
- Electronics: DAE4 Sn881; Calibrated: 4/19/2010
- Phantom: HAC RF Test Arch with AMCC; Type: SD HAC P01 BA;
- Measurement SW: DASY52, Version 52.6 (2); SEMCAD X Version 14.4.4 (2829)

**Dipole E-Field measurement/E Scan - measurement distance from the probe sensor center to CD1880 Dipole = 10mm/Hearing Aid Compatibility Test**

**(41x181x1):** Measurement grid: dx=5mm, dy=5mm


Maximum value of peak Total field = 133.2 V/m

Probe Modulation Factor = 1.000

Device Reference Point: 0, 0, -6.3 mm

Reference Value = 124.8 V/m; Power Drift = -0.0086 dB

**Hearing Aid Near-Field Category: M2 (AWF 0 dB)**

|   |   |                                       |   |
|---|---|---------------------------------------|---|
|  | Document<br><b>Annex A to Hearing Aid Compatibility RF Emissions Test<br/> Report for the BlackBerry® Smartphone model<br/> RDD71UW/REM71UW</b> |                                       | Page<br><b>24 (107)</b>                     |
| Author Data<br><b>Daoud Attayi</b>  | Dates of Test<br><b>Mar. 22-23, Apr. 05, May<br/> 13-16, 2011</b>   | Report No<br><b>RTS-2579-1107-18C</b> | FCC ID<br><b>L6ARDD70UW<br/> L6AREM70UW</b> |

Peak E-field in V/m


|                            |                            |                            |
|----------------------------|----------------------------|----------------------------|
| Grid 1<br><b>130.6 M2</b>  | Grid 2<br><b>133.2 M2</b>  | Grid 3<br><b>126.2 M2</b>  |
| Grid 4<br><b>83.013 M3</b> | Grid 5<br><b>87.500 M3</b> | Grid 6<br><b>86.528 M3</b> |
| Grid 7<br><b>121.2 M2</b>  | Grid 8<br><b>124.7 M2</b>  | Grid 9<br><b>122.2 M2</b>  |

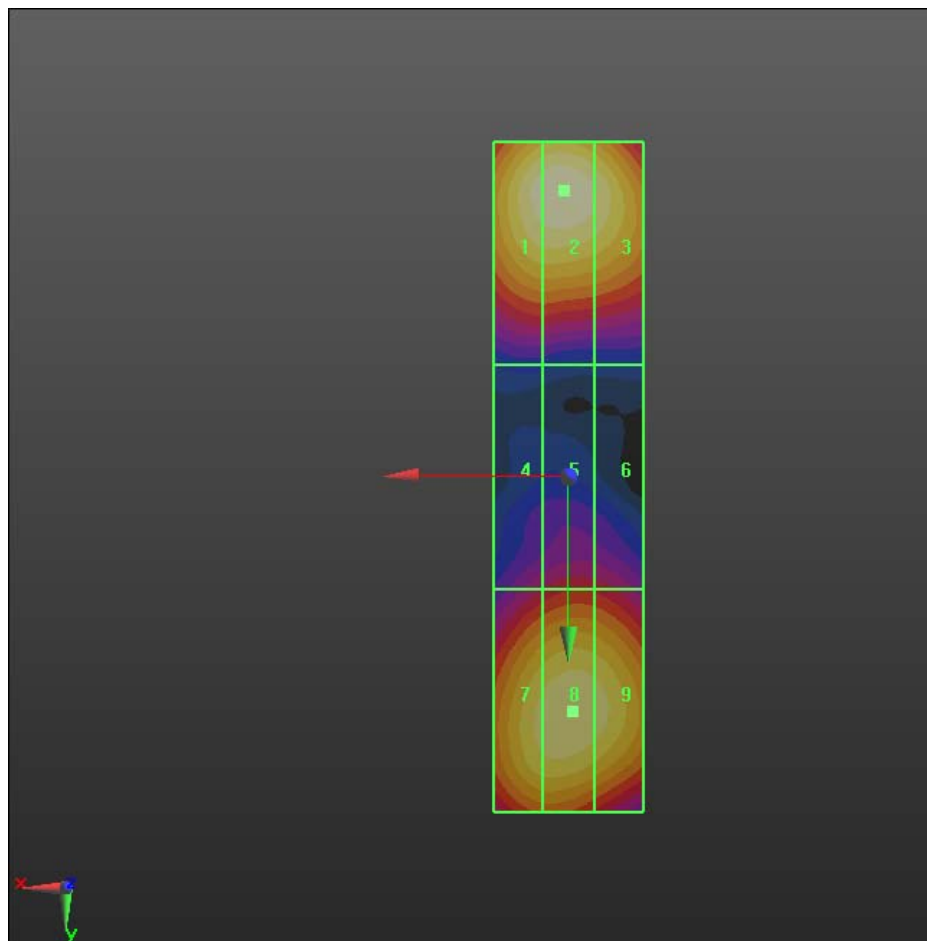
**Cursor:**

Total = 133.2 V/m

E Category: M2


Location: 0.5, -38.5, 4.7 mm

|   |   |                                       |   |
|---|---|---------------------------------------|---|
|  | Document<br><b>Annex A to Hearing Aid Compatibility RF Emissions Test<br/> Report for the BlackBerry® Smartphone model<br/> RDD71UW/REM71UW</b> |                                       | Page<br><b>25 (107)</b>                     |
| Author Data<br><b>Daoud Attayi</b>  | Dates of Test<br><b>Mar. 22-23, Apr. 05, May<br/> 13-16, 2011</b>   | Report No<br><b>RTS-2579-1107-18C</b> | FCC ID<br><b>L6ARDD70UW<br/> L6AREM70UW</b> |



0 dB = 133.2V/m



|   |   |                                       |  |
|---|---|---------------------------------------|--|
|  | Document  |                                       | Page                                       |
|   | <b>Annex A to Hearing Aid Compatibility RF Emissions Test<br/>Report for the BlackBerry® Smartphone model<br/>RDD71UW/REM71UW</b> |                                       | <b>26 (107)</b>                            |
| Author Data<br><b>Daoud Attayi</b>  | Dates of Test<br><b>Mar. 22-23, Apr. 05, May<br/>13-16, 2011</b>  | Report No<br><b>RTS-2579-1107-18C</b> | FCC ID<br><b>L6ARDD70UW<br/>L6AREM70UW</b> |

Date/Time: 3/22/2011 4:54:49 PM

Test Laboratory: RIM Testing Services

### **HAC RF\_E-Field\_PMF\_GSM\_1880 MHz**

**DUT: HAC Dipole 1880 MHz; Type: CD1880V3**

Communication System: GSM 1900; Frequency: 1880 MHz; Communication System PAR:  
9.191 dB

Medium parameters used:  $\sigma = 0$  mho/m,  $\epsilon_r = 1$ ;  $\rho = 0$  kg/m<sup>3</sup>

Phantom section: RF Section

Measurement Standard: DASY5 (IEEE/IEC/ANSI C63.19-2007)

DASY5 Configuration:

- Probe: ER3DV6 - SN2286; ConvF(1, 1, 1); Calibrated: 1/14/2011
- Sensor-Surface: (Fix Surface)
- Electronics: DAE4 Sn881; Calibrated: 4/19/2010
- Phantom: HAC RF Test Arch with AMCC; Type: SD HAC P01 BA;
- Measurement SW: DASY52, Version 52.6 (2); SEMCAD X Version 14.4.4 (2829)

**Dipole E-Field measurement/E Scan - measurement distance from the probe  
sensor center to CD1880 Dipole = 10mm/Hearing Aid Compatibility Test**

**(41x181x1):** Measurement grid: dx=5mm, dy=5mm


Maximum value of peak Total field = 27.663 V/m

Probe Modulation Factor = 1.000

Device Reference Point: 0, 0, -6.3 mm

Reference Value = 25.374 V/m; Power Drift = 0.02 dB

**Hearing Aid Near-Field Category: M4 (AWF -5 dB)**

|   |   |                                       |   |
|---|---|---------------------------------------|---|
|  | Document<br><b>Annex A to Hearing Aid Compatibility RF Emissions Test<br/> Report for the BlackBerry® Smartphone model<br/> RDD71UW/REM71UW</b> |                                       | Page<br><b>27 (107)</b>                     |
| Author Data<br><b>Daoud Attayi</b>  | Dates of Test<br><b>Mar. 22-23, Apr. 05, May<br/> 13-16, 2011</b>   | Report No<br><b>RTS-2579-1107-18C</b> | FCC ID<br><b>L6ARDD70UW<br/> L6AREM70UW</b> |

Peak E-field in V/m


|                            |                            |                            |
|----------------------------|----------------------------|----------------------------|
| Grid 1<br><b>27.050 M4</b> | Grid 2<br><b>27.663 M4</b> | Grid 3<br><b>26.052 M4</b> |
| Grid 4<br><b>17.031 M4</b> | Grid 5<br><b>18.013 M4</b> | Grid 6<br><b>17.833 M4</b> |
| Grid 7<br><b>2036 M4</b>   | Grid 8<br><b>25.539 M4</b> | Grid 9<br><b>25.116 M4</b> |

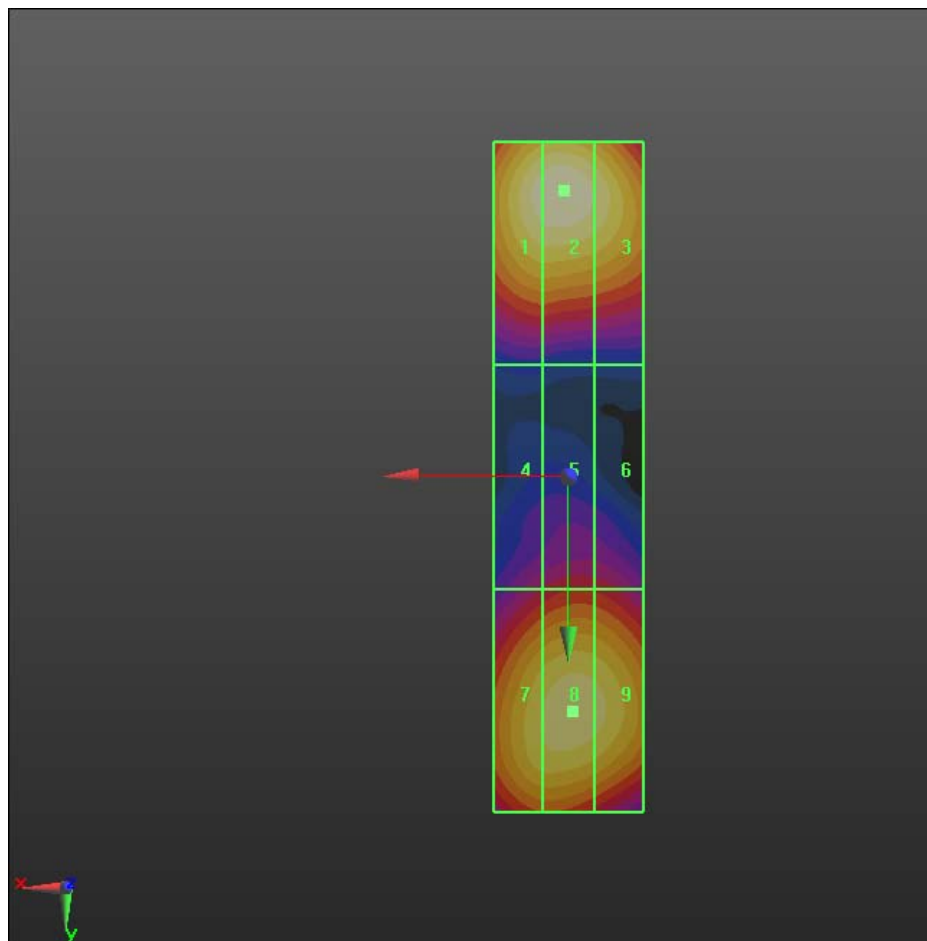
**Cursor:**

Total = 27.663 V/m


E Category: M4

Location: 0.5, -38.5, 4.7 mm

|   |   |                                       |   |
|---|---|---------------------------------------|---|
|  | Document<br><b>Annex A to Hearing Aid Compatibility RF Emissions Test<br/> Report for the BlackBerry® Smartphone model<br/> RDD71UW/REM71UW</b> |                                       | Page<br><b>28 (107)</b>                     |
| Author Data<br><b>Daoud Attayi</b>  | Dates of Test<br><b>Mar. 22-23, Apr. 05, May<br/> 13-16, 2011</b>   | Report No<br><b>RTS-2579-1107-18C</b> | FCC ID<br><b>L6ARDD70UW<br/> L6AREM70UW</b> |



0 dB = 27.660V/m

|   |  |                                |                                    |                      |
|---|--|--------------------------------|------------------------------------|----------------------|
|  | Document   |                                |                                    | Page<br><br>29 (107) |
|   | Annex A to Hearing Aid Compatibility RF Emissions Test<br>Report for the BlackBerry® Smartphone model<br>RDD71UW/REM71UW |                                |                                    |                      |
| Author Data<br>Daoud Attayi   | Dates of Test<br>Mar. 22-23, Apr. 05 , May<br>13-16, 2011  | Report No<br>RTS-2579-1107-18C | FCC ID<br>L6ARDD70UW<br>L6AREM70UW |                      |

Date/Time: 3/23/2011 12:08:40 PM

Test Laboratory: RIM Testing Services

### **HAC RF\_E-Field\_PMF\_CW1880 MHz\_GSM**

**DUT: HAC Dipole 1880 MHz; Type: CD1880V3**

Communication System: CW; Communication System Band: D1900 (1900.0 MHz); Frequency: 1880 MHz; Communication System PAR: 0 dB

Medium parameters used:  $\sigma = 0$  mho/m,  $\epsilon_r = 1$ ;  $\rho = 0$  kg/m<sup>3</sup>

Phantom section: RF Section

Measurement Standard: DASY5 (IEEE/IEC/ANSI C63.19-2007)

DASY5 Configuration:

- Probe: ER3DV6 - SN2286; ConvF(1, 1, 1); Calibrated: 1/14/2011
- Sensor-Surface: (Fix Surface)
- Electronics: DAE4 Sn881; Calibrated: 4/19/2010
- Phantom: HAC RF Test Arch with AMCC; Type: SD HAC P01 BA;
- Measurement SW: DASY52, Version 52.6 (2); SEMCAD X Version 14.4.4 (2829)

**Dipole E-Field measurement/E Scan - measurement distance from the probe sensor center to CD1880 Dipole = 10mm/Hearing Aid Compatibility Test**

**(41x181x1):** Measurement grid: dx=5mm, dy=5mm


Maximum value of peak Total field = 82.216 V/m

Probe Modulation Factor = 1.000

Device Reference Point: 0, 0, -6.3 mm

Reference Value = 78.932 V/m; Power Drift = 0.0039 dB

**Hearing Aid Near-Field Category: M3 (AWF 0 dB)**

|   |   |  |   |
|---|---|--|---|
|  | Document<br><b>Annex A to Hearing Aid Compatibility RF Emissions Test Report for the BlackBerry® Smartphone model RDD71UW/REM71UW</b> |  | Page<br><b>30 (107)</b>   |
|   | Author Data<br><b>Daoud Attayi</b>  | Dates of Test<br><b>Mar. 22-23, Apr. 05, May 13-16, 2011</b> | Report No<br><b>RTS-2579-1107-18C</b><br>FCC ID<br><b>L6ARDD70UW<br/>L6AREM70UW</b> |

Peak E-field in V/m

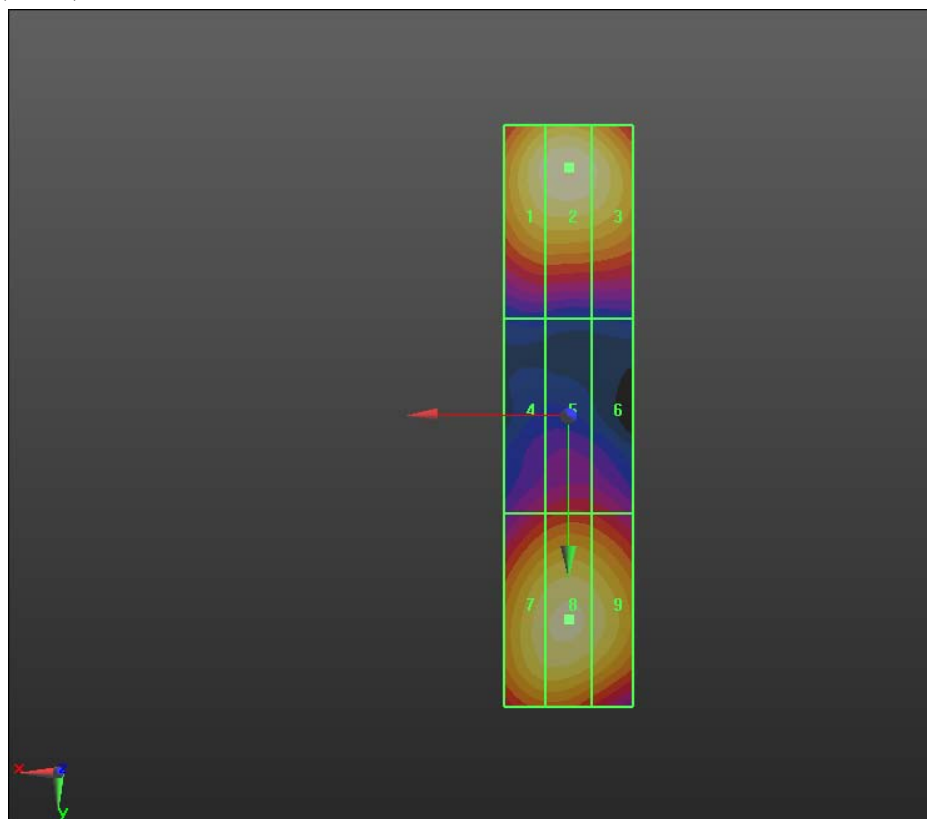
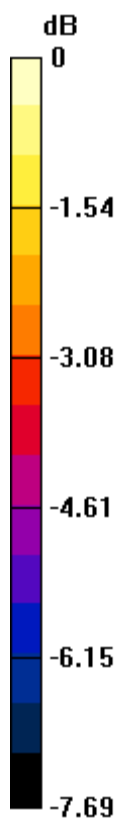
|                            |                            |                            |
|----------------------------|----------------------------|----------------------------|
| Grid 1<br><b>79.692 M3</b> | Grid 2<br><b>82.216 M3</b> | Grid 3<br><b>79.228 M3</b> |
| Grid 4<br><b>52.849 M4</b> | Grid 5<br><b>55.292 M4</b> | Grid 6<br><b>54.232 M4</b> |
| Grid 7<br><b>76.960 M3</b> | Grid 8<br><b>78.815 M3</b> | Grid 9<br><b>76.489 M3</b> |

Cursor:


Total = 82.216 V/m

E Category: M3

Location: 0, -38.5, 4.7 mm





|   |   |                                       |   |
|---|---|---------------------------------------|---|
|  | Document<br><b>Annex A to Hearing Aid Compatibility RF Emissions Test<br/> Report for the BlackBerry® Smartphone model<br/> RDD71UW/REM71UW</b> |                                       | Page<br><b>31 (107)</b>                     |
| Author Data<br><b>Daoud Attayi</b>  | Dates of Test<br><b>Mar. 22-23, Apr. 05, May<br/> 13-16, 2011</b>   | Report No<br><b>RTS-2579-1107-18C</b> | FCC ID<br><b>L6ARDD70UW<br/> L6AREM70UW</b> |

Date/Time: 3/22/2011 4:12:07 PM

Test Laboratory: RIM Testing Services

### **HAC RF\_E-Field\_PMF\_AM80%1880 MHz\_GSM**

**DUT: HAC Dipole 1880 MHz; Type: CD1880V3**

Communication System: AM 80%; Communication System Band: D1900 (1900.0 MHz);

Frequency: 1880 MHz; Communication System PAR: 0 dB

Medium parameters used:  $\sigma = 0$  mho/m,  $\epsilon_r = 1$ ;  $\rho = 0$  kg/m<sup>3</sup>

Phantom section: RF Section

Measurement Standard: DASY5 (IEEE/IEC/ANSI C63.19-2007)

DASY5 Configuration:

- Probe: ER3DV6 - SN2286; ConvF(1, 1, 1); Calibrated: 1/14/2011
- Sensor-Surface: (Fix Surface)
- Electronics: DAE4 Sn881; Calibrated: 4/19/2010
- Phantom: HAC RF Test Arch with AMCC; Type: SD HAC P01 BA;
- Measurement SW: DASY52, Version 52.6 (2); SEMCAD X Version 14.4.4 (2829)

**Dipole E-Field measurement/E Scan - measurement distance from the probe  
sensor center to CD1880 Dipole = 10mm/Hearing Aid Compatibility Test**

**(41x181x1):** Measurement grid: dx=5mm, dy=5mm


Maximum value of peak Total field = 53.337 V/m

Probe Modulation Factor = 1.000

Device Reference Point: 0, 0, -6.3 mm

Reference Value = 49.939 V/m; Power Drift = -0.09 dB

**Hearing Aid Near-Field Category: M4 (AWF 0 dB)**

|   |   |                                       |   |
|---|---|---------------------------------------|---|
|  | Document<br><b>Annex A to Hearing Aid Compatibility RF Emissions Test<br/> Report for the BlackBerry® Smartphone model<br/> RDD71UW/REM71UW</b> |                                       | Page<br><b>32 (107)</b>                     |
| Author Data<br><b>Daoud Attayi</b>  | Dates of Test<br><b>Mar. 22-23, Apr. 05, May<br/> 13-16, 2011</b>   | Report No<br><b>RTS-2579-1107-18C</b> | FCC ID<br><b>L6ARDD70UW<br/> L6AREM70UW</b> |

Peak E-field in V/m


|                            |                            |                            |
|----------------------------|----------------------------|----------------------------|
| Grid 1<br><b>52.377 M4</b> | Grid 2<br><b>53.337 M4</b> | Grid 3<br><b>50.671 M4</b> |
| Grid 4<br><b>3062 M4</b>   | Grid 5<br><b>35.058 M4</b> | Grid 6<br><b>3043 M4</b>   |
| Grid 7<br><b>48.429 M4</b> | Grid 8<br><b>49.374 M4</b> | Grid 9<br><b>48.243 M4</b> |

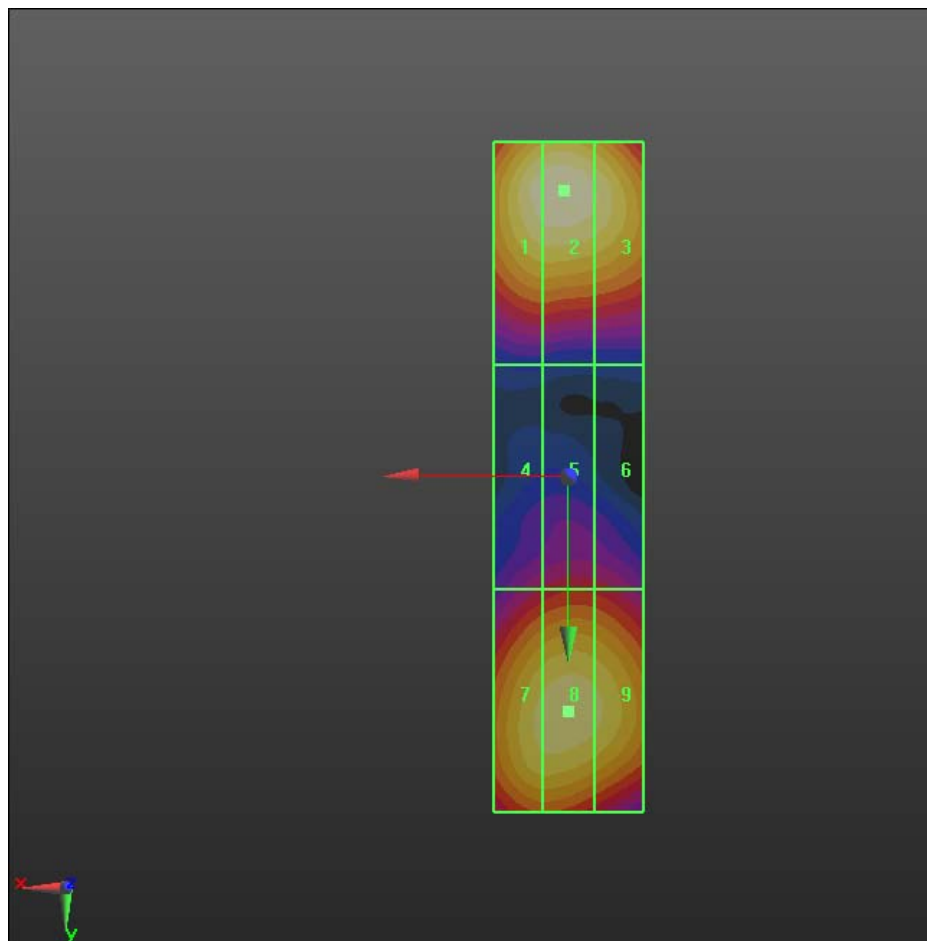
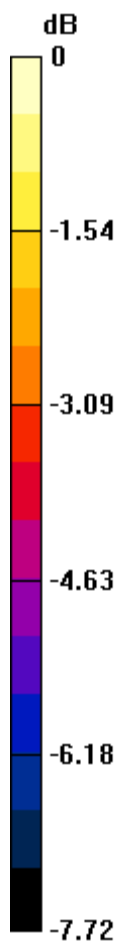
**Cursor:**

Total = 53.337 V/m


E Category: M4

Location: 0.5, -38.5, 4.7 mm

|   |   |                                       |   |
|---|---|---------------------------------------|---|
|  | Document<br><b>Annex A to Hearing Aid Compatibility RF Emissions Test<br/> Report for the BlackBerry® Smartphone model<br/> RDD71UW/REM71UW</b> |                                       | Page<br><b>33 (107)</b>                     |
| Author Data<br><b>Daoud Attayi</b>  | Dates of Test<br><b>Mar. 22-23, Apr. 05, May<br/> 13-16, 2011</b>   | Report No<br><b>RTS-2579-1107-18C</b> | FCC ID<br><b>L6ARDD70UW<br/> L6AREM70UW</b> |



0 dB = 53.340V/m

|   |   |                                       |  |
|---|---|---------------------------------------|--|
|  | Document  |                                       | Page                                       |
|   | <b>Annex A to Hearing Aid Compatibility RF Emissions Test<br/>Report for the BlackBerry® Smartphone model<br/>RDD71UW/REM71UW</b> |                                       | <b>34 (107)</b>                            |
| Author Data<br><b>Daoud Attayi</b>  | Dates of Test<br><b>Mar. 22-23, Apr. 05, May<br/>13-16, 2011</b>  | Report No<br><b>RTS-2579-1107-18C</b> | FCC ID<br><b>L6ARDD70UW<br/>L6AREM70UW</b> |

Date/Time: 3/23/2011 3:19:30 PM

Test Laboratory: RIM Testing Services

### **HAC RF\_H-Field\_validation\_835 MHz**

**DUT: HAC-Dipole 835 MHz; Type: D835V3**

Communication System: CW; Communication System Band: D835 (835.0 MHz); Frequency: 835 MHz; Communication System PAR: 0 dB

Medium parameters used:  $\sigma = 0$  mho/m,  $\epsilon_r = 1$ ;  $\rho = 0$  kg/m<sup>3</sup>

Phantom section: RF Section

Measurement Standard: DASYS (IEEE/IEC/ANSI C63.19-2007)

DASY5 Configuration:

- Probe: H3DV6 - SN6105; ; Calibrated: 11/18/2010
- Sensor-Surface: (Fix Surface)
- Electronics: DAE4 Sn881; Calibrated: 4/19/2010
- Phantom: HAC RF Test Arch with AMCC; Type: SD HAC P01 BA;
- Measurement SW: DASY52, Version 52.6 (2); SEMCAD X Version 14.4.4 (2829)

**Dipole H-Field measurement with H3DV6 probe/H Scan - measurement distance from the probe sensor center to CD835 Dipole = 10mm/Hearing Aid**

**Compatibility Test (41x181x1):** Measurement grid: dx=5mm, dy=5mm


Maximum value of peak Total field = 0.475 A/m

Probe Modulation Factor = 1.000

Device Reference Point: 0, 0, -6.3 mm

Reference Value = 0.514 A/m; Power Drift = -0.08 dB

**Hearing Aid Near-Field Category: M4 (AWF 0 dB)**

|   |   |                                       |  |
|---|---|---------------------------------------|--|
|  | Document<br><b>Annex A to Hearing Aid Compatibility RF Emissions Test Report for the BlackBerry® Smartphone model RDD71UW/REM71UW</b> |                                       | Page<br><b>35 (107)</b>                    |
| Author Data<br><b>Daoud Attayi</b>  | Dates of Test<br><b>Mar. 22-23, Apr. 05, May 13-16, 2011</b>  | Report No<br><b>RTS-2579-1107-18C</b> | FCC ID<br><b>L6ARDD70UW<br/>L6AREM70UW</b> |

Peak H-field in A/m

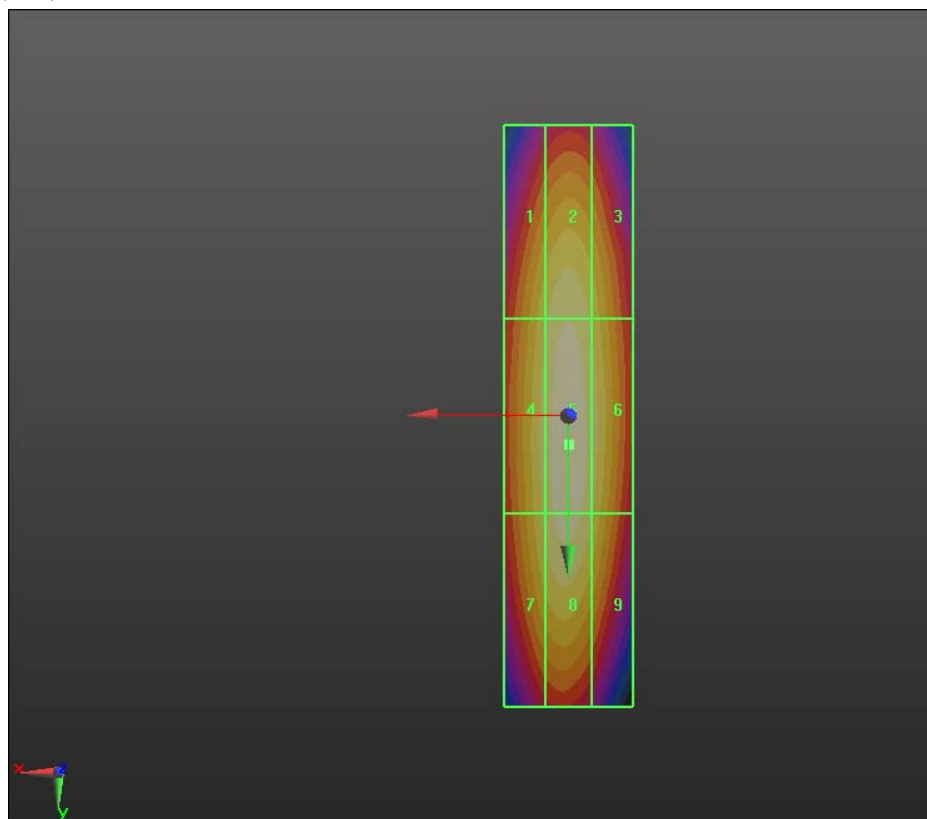
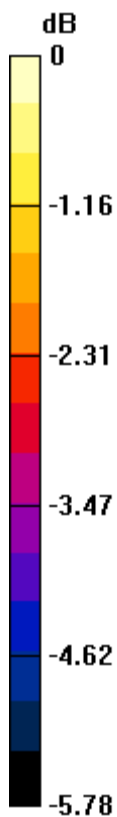
|                           |                           |                           |
|---------------------------|---------------------------|---------------------------|
| Grid 1<br><b>0.437 M4</b> | Grid 2<br><b>0.459 M4</b> | Grid 3<br><b>0.437 M4</b> |
| Grid 4<br><b>0.453 M4</b> | Grid 5<br><b>0.475 M4</b> | Grid 6<br><b>0.453 M4</b> |
| Grid 7<br><b>0.447 M4</b> | Grid 8<br><b>0.469 M4</b> | Grid 9<br><b>0.442 M4</b> |

**Cursor:**

Total = 0.475 A/m


H Category: M4

Location: 0, 4.5, 4.7 mm



0 dB = 0.480A/m



|   |   |                                       |  |
|---|---|---------------------------------------|--|
|  | Document  |                                       | Page                                       |
|   | <b>Annex A to Hearing Aid Compatibility RF Emissions Test<br/>Report for the BlackBerry® Smartphone model<br/>RDD71UW/REM71UW</b> |                                       | <b>36 (107)</b>                            |
| Author Data<br><b>Daoud Attayi</b>  | Dates of Test<br><b>Mar. 22-23, Apr. 05, May<br/>13-16, 2011</b>  | Report No<br><b>RTS-2579-1107-18C</b> | FCC ID<br><b>L6ARDD70UW<br/>L6AREM70UW</b> |

Date/Time: 3/23/2011 3:06:50 PM

Test Laboratory: RIM Testing Services

### **HAC RF\_H-Field\_PMF\_GSM\_835 MHz**

**DUT: HAC-Dipole 835 MHz; Type: D835V3**

Communication System: GSM 850; Frequency: 835 MHz; Communication System PAR: 9.191 dB

Medium parameters used:  $\sigma = 0$  mho/m,  $\epsilon_r = 1$ ;  $\rho = 0$  kg/m<sup>3</sup>

Phantom section: RF Section

Measurement Standard: DASYS (IEEE/IEC/ANSI C63.19-2007)

DASY5 Configuration:

- Probe: H3DV6 - SN6105; ; Calibrated: 11/18/2010
- Sensor-Surface: (Fix Surface)
- Electronics: DAE4 Sn881; Calibrated: 4/19/2010
- Phantom: HAC RF Test Arch with AMCC; Type: SD HAC P01 BA;
- Measurement SW: DASY52, Version 52.6 (2); SEMCAD X Version 14.4.4 (2829)

**Dipole H-Field measurement with H3DV6 probe/H Scan - measurement distance from the probe sensor center to CD835 Dipole = 10mm/Hearing Aid**

**Compatibility Test (41x181x1):** Measurement grid: dx=5mm, dy=5mm


Maximum value of peak Total field = 0.168 A/m

Probe Modulation Factor = 1.000

Device Reference Point: 0, 0, -6.3 mm

Reference Value = 0.173 A/m; Power Drift = 0.43 dB

**Hearing Aid Near-Field Category: M4 (AWF -5 dB)**

|   |   |                                       |  |
|---|---|---------------------------------------|--|
|  | Document<br><b>Annex A to Hearing Aid Compatibility RF Emissions Test Report for the BlackBerry® Smartphone model RDD71UW/REM71UW</b> |                                       | Page<br><b>37 (107)</b>                    |
| Author Data<br><b>Daoud Attayi</b>  | Dates of Test<br><b>Mar. 22-23, Apr. 05, May 13-16, 2011</b>  | Report No<br><b>RTS-2579-1107-18C</b> | FCC ID<br><b>L6ARDD70UW<br/>L6AREM70UW</b> |

Peak H-field in A/m

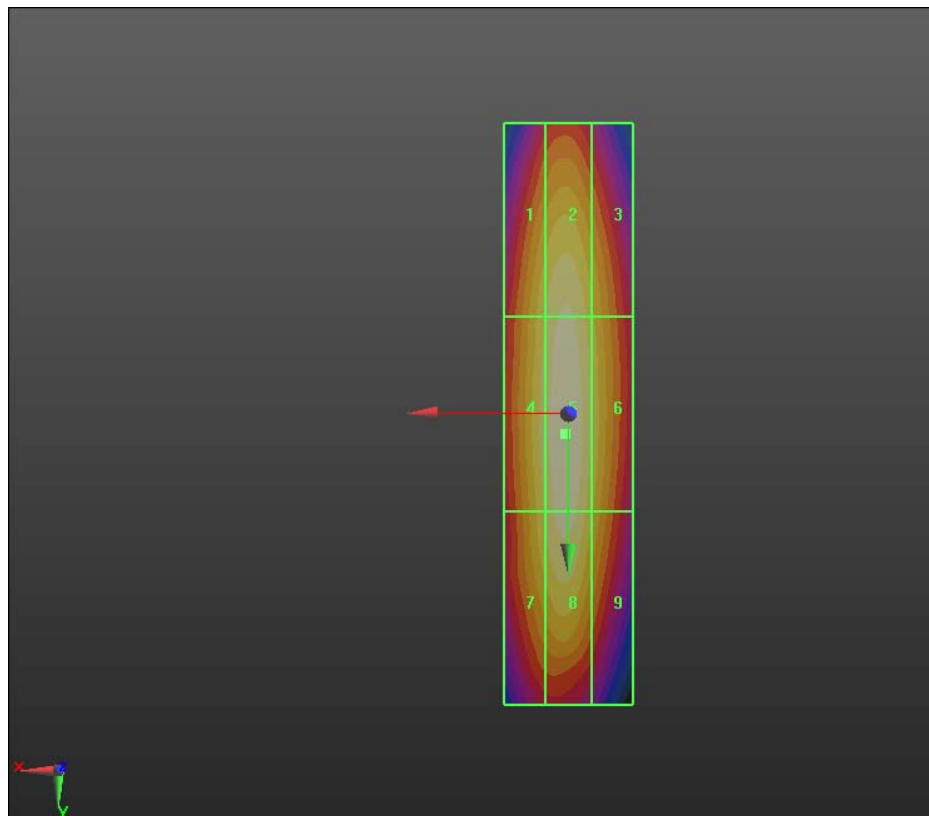
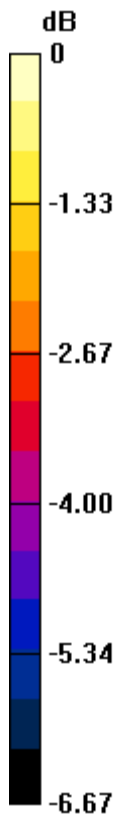
|                           |                           |                           |
|---------------------------|---------------------------|---------------------------|
| Grid 1<br><b>0.154 M4</b> | Grid 2<br><b>0.163 M4</b> | Grid 3<br><b>0.148 M4</b> |
| Grid 4<br><b>0.159 M4</b> | Grid 5<br><b>0.168 M4</b> | Grid 6<br><b>0.153 M4</b> |
| Grid 7<br><b>0.155 M4</b> | Grid 8<br><b>0.165 M4</b> | Grid 9<br><b>0.148 M4</b> |

**Cursor:**


Total = 0.168 A/m

H Category: M4

Location: 0.5, 3, 4.7 mm



0 dB = 0.170A/m

|   |   |                                       |  |
|---|---|---------------------------------------|--|
|  | Document<br><b>Annex A to Hearing Aid Compatibility RF Emissions Test Report for the BlackBerry® Smartphone model RDD71UW/REM71UW</b> |                                       | Page<br><b>38 (107)</b>                    |
| Author Data<br><b>Daoud Attayi</b>  | Dates of Test<br><b>Mar. 22-23, Apr. 05, May 13-16, 2011</b>  | Report No<br><b>RTS-2579-1107-18C</b> | FCC ID<br><b>L6ARDD70UW<br/>L6AREM70UW</b> |

Date/Time: 3/23/2011 3:23:34 PM

Test Laboratory: RIM Testing Services

## **HAC RF\_H-Field\_PMF\_CW835 MHz\_GSM**

**DUT: HAC-Dipole 835 MHz; Type: D835V3**

Communication System: CW; Communication System Band: D835 (835.0 MHz); Frequency: 835 MHz; Communication System PAR: 0 dB

Medium parameters used:  $\sigma = 0$  mho/m,  $\epsilon_r = 1$ ;  $\rho = 0$  kg/m<sup>3</sup>

Phantom section: RF Section

Measurement Standard: DASYS (IEEE/IEC/ANSI C63.19-2007)

DASY5 Configuration:

- Probe: H3DV6 - SN6105; ; Calibrated: 11/18/2010
- Sensor-Surface: (Fix Surface)
- Electronics: DAE4 Sn881; Calibrated: 4/19/2010
- Phantom: HAC RF Test Arch with AMCC; Type: SD HAC P01 BA;
- Measurement SW: DASYS2, Version 52.6 (2); SEMCAD X Version 14.4.4 (2829)

**Dipole H-Field measurement with H3DV6 probe/H Scan - measurement distance from the probe sensor center to CD835 Dipole = 10mm/Hearing Aid**

**Compatibility Test (41x181x1):** Measurement grid: dx=5mm, dy=5mm


Maximum value of peak Total field = 0.482 A/m

Probe Modulation Factor = 1.000

Device Reference Point: 0, 0, -6.3 mm

Reference Value = 0.503 A/m; Power Drift = -0.00099 dB

**Hearing Aid Near-Field Category: M4 (AWF 0 dB)**

|   |   |                                       |  |
|---|---|---------------------------------------|--|
|  | Document<br><b>Annex A to Hearing Aid Compatibility RF Emissions Test Report for the BlackBerry® Smartphone model RDD71UW/REM71UW</b> |                                       | Page<br><b>39 (107)</b>                    |
| Author Data<br><b>Daoud Attayi</b>  | Dates of Test<br><b>Mar. 22-23, Apr. 05, May 13-16, 2011</b>  | Report No<br><b>RTS-2579-1107-18C</b> | FCC ID<br><b>L6ARDD70UW<br/>L6AREM70UW</b> |

Peak H-field in A/m

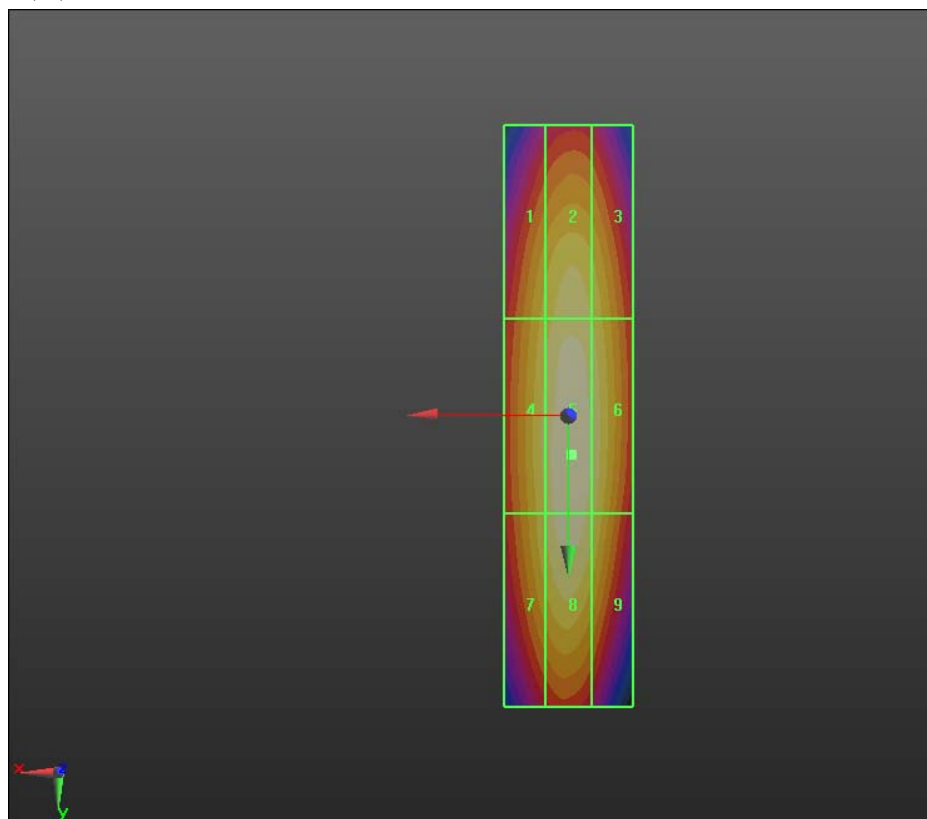
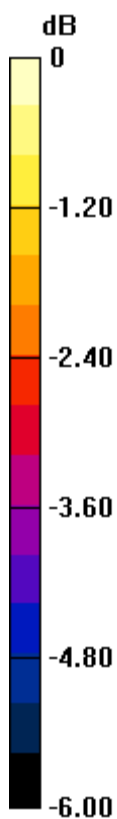
|                           |                           |                           |
|---------------------------|---------------------------|---------------------------|
| Grid 1<br><b>0.429 M4</b> | Grid 2<br><b>0.450 M4</b> | Grid 3<br><b>0.439 M4</b> |
| Grid 4<br><b>0.449 M4</b> | Grid 5<br><b>0.482 M4</b> | Grid 6<br><b>0.458 M4</b> |
| Grid 7<br><b>0.441 M4</b> | Grid 8<br><b>0.475 M4</b> | Grid 9<br><b>0.448 M4</b> |

**Cursor:**


Total = 0.482 A/m

H Category: M4

Location: -0.5, 6, 4.7 mm



0 dB = 0.480A/m

|   |   |                                       |   |
|---|---|---------------------------------------|---|
|  | Document<br><b>Annex A to Hearing Aid Compatibility RF Emissions Test<br/> Report for the BlackBerry® Smartphone model<br/> RDD71UW/REM71UW</b> |                                       | Page<br><b>40 (107)</b>                     |
| Author Data<br><b>Daoud Attayi</b>  | Dates of Test<br><b>Mar. 22-23, Apr. 05, May<br/> 13-16, 2011</b>   | Report No<br><b>RTS-2579-1107-18C</b> | FCC ID<br><b>L6ARDD70UW<br/> L6AREM70UW</b> |

Date/Time: 3/23/2011 3:34:08 PM

Test Laboratory: RIM Testing Services

## **HAC RF\_H-Field\_PMF\_AM80%835 MHz\_GSM**

**DUT: HAC-Dipole 835 MHz; Type: D835V3**

Communication System: AM 80%; Communication System Band: D835 (835.0 MHz);

Frequency: 835 MHz; Communication System PAR: 0 dB

Medium parameters used:  $\sigma = 0$  mho/m,  $\epsilon_r = 1$ ;  $\rho = 0$  kg/m<sup>3</sup>

Phantom section: RF Section

Measurement Standard: DASYS (IEEE/IEC/ANSI C63.19-2007)

DASY5 Configuration:

- Probe: H3DV6 - SN6105; ; Calibrated: 11/18/2010
- Sensor-Surface: (Fix Surface)
- Electronics: DAE4 Sn881; Calibrated: 4/19/2010
- Phantom: HAC RF Test Arch with AMCC; Type: SD HAC P01 BA;
- Measurement SW: DASY52, Version 52.6 (2); SEMCAD X Version 14.4.4 (2829)

**Dipole H-Field measurement with H3DV6 probe/H Scan - measurement distance  
from the probe sensor center to CD835 Dipole = 10mm/Hearing Aid**

**Compatibility Test (41x181x1):** Measurement grid: dx=5mm, dy=5mm

Maximum value of peak Total field = 0.302 A/m


Probe Modulation Factor = 1.000

Device Reference Point: 0, 0, -6.3 mm

Reference Value = 0.326 A/m; Power Drift = -0.16 dB

**Hearing Aid Near-Field Category: M4 (AWF 0 dB)**



|   |   |                                       |  |
|---|---|---------------------------------------|--|
|  | Document<br><b>Annex A to Hearing Aid Compatibility RF Emissions Test Report for the BlackBerry® Smartphone model RDD71UW/REM71UW</b> |                                       | Page<br><b>41 (107)</b>                    |
| Author Data<br><b>Daoud Attayi</b>  | Dates of Test<br><b>Mar. 22-23, Apr. 05, May 13-16, 2011</b>  | Report No<br><b>RTS-2579-1107-18C</b> | FCC ID<br><b>L6ARDD70UW<br/>L6AREM70UW</b> |

Peak H-field in A/m

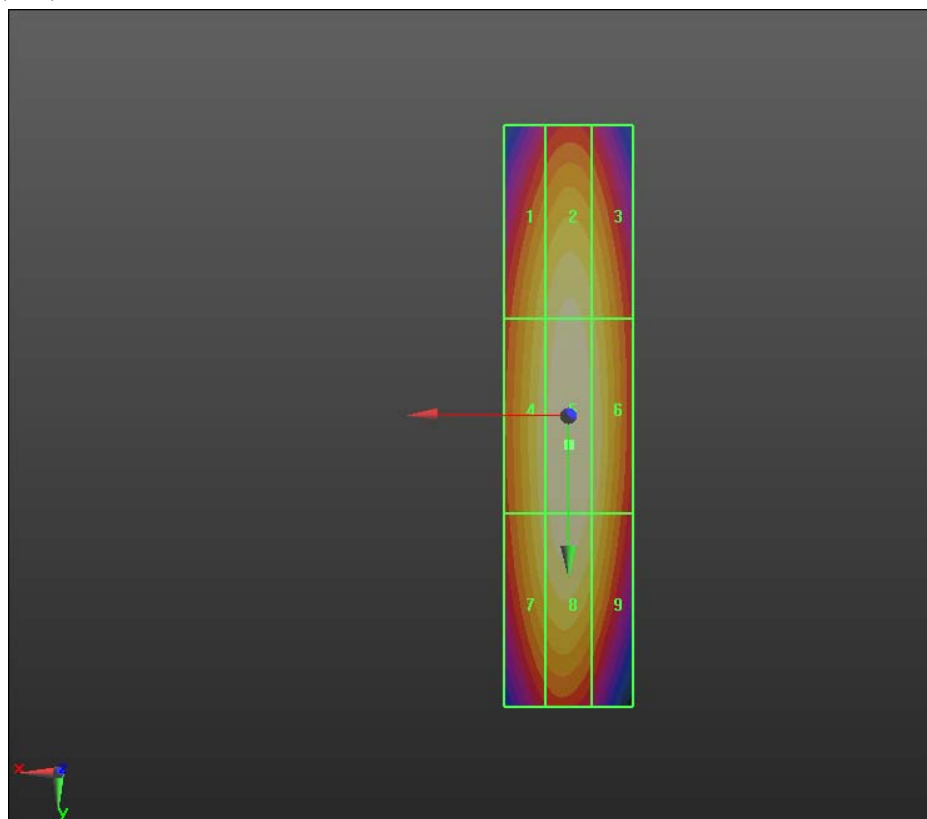
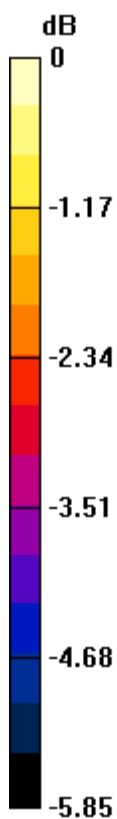
|                           |                           |                           |
|---------------------------|---------------------------|---------------------------|
| Grid 1<br><b>0.276 M4</b> | Grid 2<br><b>0.292 M4</b> | Grid 3<br><b>0.279 M4</b> |
| Grid 4<br><b>0.286 M4</b> | Grid 5<br><b>0.302 M4</b> | Grid 6<br><b>0.289 M4</b> |
| Grid 7<br><b>0.283 M4</b> | Grid 8<br><b>0.299 M4</b> | Grid 9<br><b>0.281 M4</b> |

**Cursor:**


Total = 0.302 A/m

H Category: M4

Location: 0, 4.5, 4.7 mm



0 dB = 0.300A/m

|   |   |                                       |  |
|---|---|---------------------------------------|--|
|  | Document  |                                       | Page                                       |
|   | <b>Annex A to Hearing Aid Compatibility RF Emissions Test<br/>Report for the BlackBerry® Smartphone model<br/>RDD71UW/REM71UW</b> |                                       | <b>42 (107)</b>                            |
| Author Data<br><b>Daoud Attayi</b>  | Dates of Test<br><b>Mar. 22-23, Apr. 05, May<br/>13-16, 2011</b>  | Report No<br><b>RTS-2579-1107-18C</b> | FCC ID<br><b>L6ARDD70UW<br/>L6AREM70UW</b> |

Date/Time: 3/23/2011 12:47:34 PM

Test Laboratory: RIM Testing Services

### **HAC RF\_H-Field\_validation\_1880 MHz**

**DUT: HAC Dipole 1880 MHz; Type: CD1880V3**

Communication System: CW; Communication System Band: D1900 (1900.0 MHz); Frequency: 1880 MHz; Communication System PAR: 0 dB

Medium parameters used:  $\sigma = 0$  mho/m,  $\epsilon_r = 1$ ;  $\rho = 0$  kg/m<sup>3</sup>

Phantom section: RF Section

Measurement Standard: DASYS (IEEE/IEC/ANSI C63.19-2007)

DASY5 Configuration:

- Probe: H3DV6 - SN6105; ; Calibrated: 11/18/2010
- Sensor-Surface: (Fix Surface)
- Electronics: DAE4 Sn881; Calibrated: 4/19/2010
- Phantom: HAC RF Test Arch with AMCC; Type: SD HAC P01 BA;
- Measurement SW: DASY52, Version 52.6 (2); SEMCAD X Version 14.4.4 (2829)

**Dipole H-Field measurement with H3DV6 probe/H Scan - measurement distance from the probe sensor center to CD1880 Dipole = 10mm/Hearing Aid**

**Compatibility Test (41x101x1):** Measurement grid: dx=5mm, dy=5mm


Maximum value of peak Total field = 0.451 A/m

Probe Modulation Factor = 1.000

Device Reference Point: 0, 0, -6.3 mm

Reference Value = 0.479 A/m; Power Drift = -0.02 dB

**Hearing Aid Near-Field Category: M2 (AWF 0 dB)**

|   |   |                                       |  |
|---|---|---------------------------------------|--|
|  | Document  |                                       | Page                                       |
|   | <b>Annex A to Hearing Aid Compatibility RF Emissions Test<br/>Report for the BlackBerry® Smartphone model<br/>RDD71UW/REM71UW</b> |                                       | <b>43 (107)</b>                            |
| Author Data<br><b>Daoud Attayi</b>  | Dates of Test<br><b>Mar. 22-23, Apr. 05, May<br/>13-16, 2011</b>  | Report No<br><b>RTS-2579-1107-18C</b> | FCC ID<br><b>L6ARDD70UW<br/>L6AREM70UW</b> |

Peak H-field in A/m

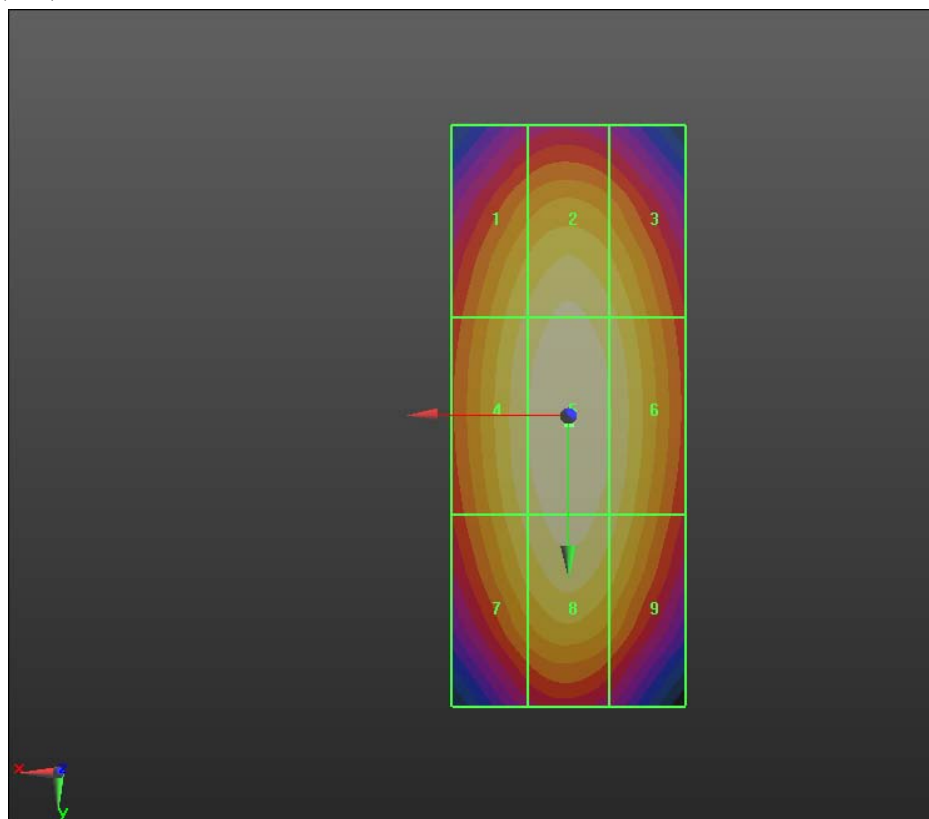
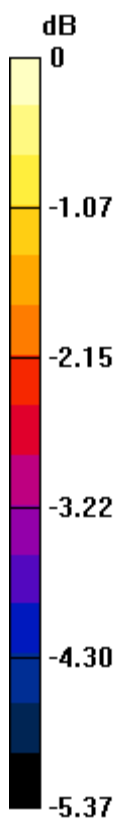
|                           |                           |                           |
|---------------------------|---------------------------|---------------------------|
| Grid 1<br><b>0.419 M2</b> | Grid 2<br><b>0.436 M2</b> | Grid 3<br><b>0.420 M2</b> |
| Grid 4<br><b>0.432 M2</b> | Grid 5<br><b>0.451 M2</b> | Grid 6<br><b>0.434 M2</b> |
| Grid 7<br><b>0.421 M2</b> | Grid 8<br><b>0.442 M2</b> | Grid 9<br><b>0.423 M2</b> |

**Cursor:**


Total = 0.451 A/m

H Category: M2

Location: 0, 0.5, 4.7 mm



0 dB = 0.450A/m

|   |   |                                       |   |
|---|---|---------------------------------------|---|
|  | Document<br><b>Annex A to Hearing Aid Compatibility RF Emissions Test<br/> Report for the BlackBerry® Smartphone model<br/> RDD71UW/REM71UW</b> |                                       | Page<br><b>44 (107)</b>                     |
| Author Data<br><b>Daoud Attayi</b>  | Dates of Test<br><b>Mar. 22-23, Apr. 05, May<br/> 13-16, 2011</b>   | Report No<br><b>RTS-2579-1107-18C</b> | FCC ID<br><b>L6ARDD70UW<br/> L6AREM70UW</b> |

Date/Time: 3/23/2011 1:03:25 PM

Test Laboratory: RIM Testing Services

### **HAC RF\_H-Field\_PMF\_GSM\_1880 MHz**

**DUT: HAC Dipole 1880 MHz; Type: CD1880V3**

Communication System: GSM 1900; Frequency: 1880 MHz; Communication System PAR:  
9.191 dB

Medium parameters used:  $\sigma = 0$  mho/m,  $\epsilon_r = 1$ ;  $\rho = 0$  kg/m<sup>3</sup>

Phantom section: RF Section

Measurement Standard: DASYS (IEEE/IEC/ANSI C63.19-2007)

DASY5 Configuration:

- Probe: H3DV6 - SN6105; ; Calibrated: 11/18/2010
- Sensor-Surface: (Fix Surface)
- Electronics: DAE4 Sn881; Calibrated: 4/19/2010
- Phantom: HAC RF Test Arch with AMCC; Type: SD HAC P01 BA;
- Measurement SW: DASY52, Version 52.6 (2); SEMCAD X Version 14.4.4 (2829)

**Dipole H-Field measurement with H3DV6 probe/H Scan - measurement distance  
from the probe sensor center to CD1880 Dipole = 10mm/Hearing Aid**

**Compatibility Test (41x101x1):** Measurement grid: dx=5mm, dy=5mm


Maximum value of peak Total field = 0.099 A/m

Probe Modulation Factor = 1.000

Device Reference Point: 0, 0, -6.3 mm

Reference Value = 0.105 A/m; Power Drift = 0.04 dB

**Hearing Aid Near-Field Category: M4 (AWF -5 dB)**

|   |   |                                       |  |
|---|---|---------------------------------------|--|
|  | Document<br><b>Annex A to Hearing Aid Compatibility RF Emissions Test Report for the BlackBerry® Smartphone model RDD71UW/REM71UW</b> |                                       | Page<br><b>45 (107)</b>                    |
| Author Data<br><b>Daoud Attayi</b>  | Dates of Test<br><b>Mar. 22-23, Apr. 05, May 13-16, 2011</b>  | Report No<br><b>RTS-2579-1107-18C</b> | FCC ID<br><b>L6ARDD70UW<br/>L6AREM70UW</b> |

Peak H-field in A/m

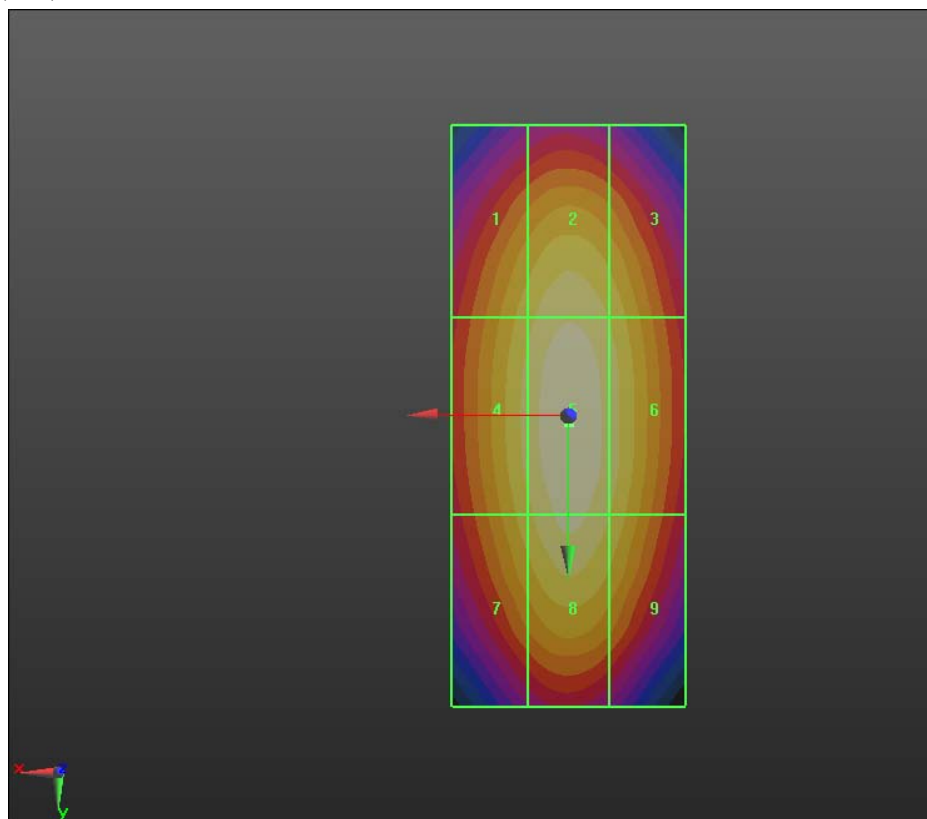
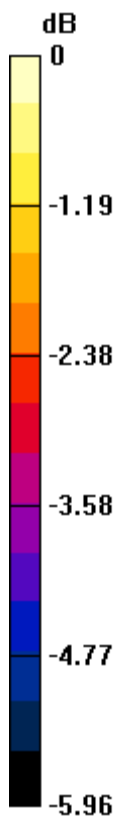
|                           |                           |                           |
|---------------------------|---------------------------|---------------------------|
| Grid 1<br><b>0.090 M4</b> | Grid 2<br><b>0.095 M4</b> | Grid 3<br><b>0.091 M4</b> |
| Grid 4<br><b>0.093 M4</b> | Grid 5<br><b>0.099 M4</b> | Grid 6<br><b>0.094 M4</b> |
| Grid 7<br><b>0.090 M4</b> | Grid 8<br><b>0.097 M4</b> | Grid 9<br><b>0.091 M4</b> |

**Cursor:**


Total = 0.099 A/m

H Category: M4

Location: 0, 0.5, 4.7 mm



0 dB = 0.100A/m

|   |   |                                       |  |
|---|---|---------------------------------------|--|
|  | Document  |                                       | Page                                       |
|   | <b>Annex A to Hearing Aid Compatibility RF Emissions Test<br/>Report for the BlackBerry® Smartphone model<br/>RDD71UW/REM71UW</b> |                                       | <b>46 (107)</b>                            |
| Author Data<br><b>Daoud Attayi</b>  | Dates of Test<br><b>Mar. 22-23, Apr. 05, May<br/>13-16, 2011</b>  | Report No<br><b>RTS-2579-1107-18C</b> | FCC ID<br><b>L6ARDD70UW<br/>L6AREM70UW</b> |

Date/Time: 3/23/2011 12:41:56 PM

Test Laboratory: RIM Testing Services

## **HAC RF\_H-Field\_PMF\_CW1880 MHz\_GSM**

**DUT: HAC Dipole 1880 MHz; Type: CD1880V3**

Communication System: CW; Communication System Band: D1900 (1900.0 MHz); Frequency: 1880 MHz; Communication System PAR: 0 dB

Medium parameters used:  $\sigma = 0$  mho/m,  $\epsilon_r = 1$ ;  $\rho = 0$  kg/m<sup>3</sup>

Phantom section: RF Section

Measurement Standard: DASYS (IEEE/IEC/ANSI C63.19-2007)

DASY5 Configuration:

- Probe: H3DV6 - SN6105; ; Calibrated: 11/18/2010
- Sensor-Surface: (Fix Surface)
- Electronics: DAE4 Sn881; Calibrated: 4/19/2010
- Phantom: HAC RF Test Arch with AMCC; Type: SD HAC P01 BA;
- Measurement SW: DASY52, Version 52.6 (2); SEMCAD X Version 14.4.4 (2829)

**Dipole H-Field measurement with H3DV6 probe/H Scan - measurement distance from the probe sensor center to CD1880 Dipole = 10mm/Hearing Aid**

**Compatibility Test (41x101x1):** Measurement grid: dx=5mm, dy=5mm


Maximum value of peak Total field = 0.284 A/m

Probe Modulation Factor = 1.000

Device Reference Point: 0, 0, -6.3 mm

Reference Value = 0.302 A/m; Power Drift = -0.03 dB

**Hearing Aid Near-Field Category: M3 (AWF 0 dB)**

|   |   |                                       |  |
|---|---|---------------------------------------|--|
|  | Document<br><b>Annex A to Hearing Aid Compatibility RF Emissions Test Report for the BlackBerry® Smartphone model RDD71UW/REM71UW</b> |                                       | Page<br><b>47 (107)</b>                    |
| Author Data<br><b>Daoud Attayi</b>  | Dates of Test<br><b>Mar. 22-23, Apr. 05, May 13-16, 2011</b>  | Report No<br><b>RTS-2579-1107-18C</b> | FCC ID<br><b>L6ARDD70UW<br/>L6AREM70UW</b> |

Peak H-field in A/m

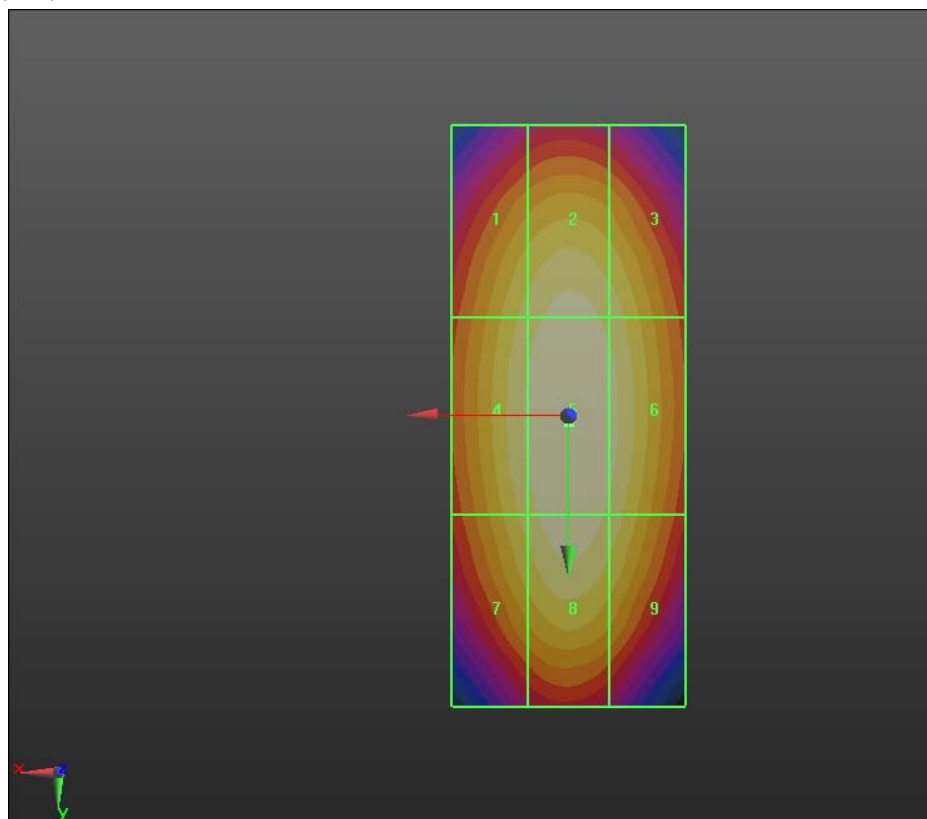
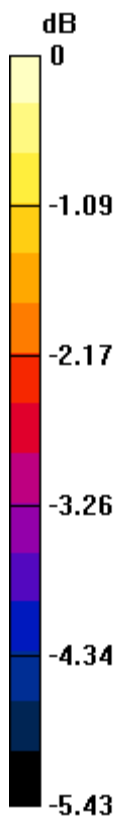
|                           |                           |                           |
|---------------------------|---------------------------|---------------------------|
| Grid 1<br><b>0.263 M3</b> | Grid 2<br><b>0.274 M3</b> | Grid 3<br><b>0.265 M3</b> |
| Grid 4<br><b>0.271 M3</b> | Grid 5<br><b>0.284 M3</b> | Grid 6<br><b>0.274 M3</b> |
| Grid 7<br><b>0.263 M3</b> | Grid 8<br><b>0.278 M3</b> | Grid 9<br><b>0.266 M3</b> |

**Cursor:**

Total = 0.284 A/m


H Category: M3

Location: 0, 0.5, 4.7 mm



0 dB = 0.280A/m



|   |   |                                       |  |
|---|---|---------------------------------------|--|
|  | Document  |                                       | Page                                       |
|   | <b>Annex A to Hearing Aid Compatibility RF Emissions Test<br/>Report for the BlackBerry® Smartphone model<br/>RDD71UW/REM71UW</b> |                                       | <b>48 (107)</b>                            |
| Author Data<br><b>Daoud Attayi</b>  | Dates of Test<br><b>Mar. 22-23, Apr. 05, May<br/>13-16, 2011</b>  | Report No<br><b>RTS-2579-1107-18C</b> | FCC ID<br><b>L6ARDD70UW<br/>L6AREM70UW</b> |

Date/Time: 3/23/2011 12:51:39 PM

Test Laboratory: RIM Testing Services

### **HAC RF\_H-Field\_PMF\_AM80%1880 MHz\_GSM**

**DUT: HAC Dipole 1880 MHz; Type: CD1880V3**

Communication System: AM 80%; Communication System Band: D1900 (1900.0 MHz);

Frequency: 1880 MHz; Communication System PAR: 0 dB

Medium parameters used:  $\sigma = 0$  mho/m,  $\epsilon_r = 1$ ;  $\rho = 0$  kg/m<sup>3</sup>

Phantom section: TCoil Section

Measurement Standard: DASY5 (IEEE/IEC/ANSI C63.19-2007)

DASY5 Configuration:

- Probe: H3DV6 - SN6105; ; Calibrated: 11/18/2010
- Sensor-Surface: (Fix Surface)
- Electronics: DAE4 Sn881; Calibrated: 4/19/2010
- Phantom: HAC RF Test Arch with AMCC; Type: SD HAC P01 BA;
- Measurement SW: DASY52, Version 52.6 (2); SEMCAD X Version 14.4.4 (2829)

**Dipole H-Field measurement with H3DV6 probe/H Scan - measurement distance  
from the probe sensor center to CD1880 Dipole = 10mm/Hearing Aid**

**Compatibility Test (41x101x1):** Measurement grid: dx=5mm, dy=5mm


Maximum value of peak Total field = 0.184 A/m

Probe Modulation Factor = 1.000

Device Reference Point: 0, 0, -6.3 mm

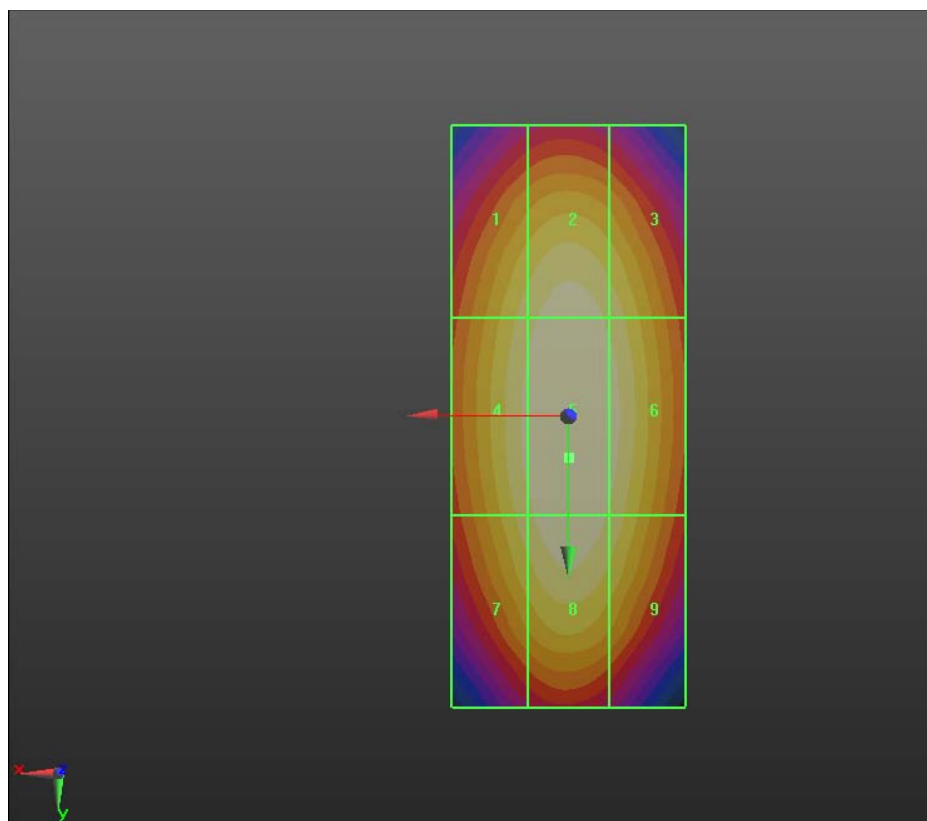
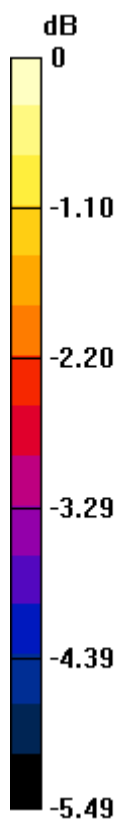
Reference Value = 0.196 A/m; Power Drift = -0.02 dB

**Hearing Aid Near-Field Category: M4 (AWF 0 dB)**


|   |   |                                       |  |
|---|---|---------------------------------------|--|
|  | Document<br><b>Annex A to Hearing Aid Compatibility RF Emissions Test Report for the BlackBerry® Smartphone model RDD71UW/REM71UW</b> |                                       | Page<br><b>49 (107)</b>                    |
| Author Data<br><b>Daoud Attayi</b>  | Dates of Test<br><b>Mar. 22-23, Apr. 05, May 13-16, 2011</b>  | Report No<br><b>RTS-2579-1107-18C</b> | FCC ID<br><b>L6ARDD70UW<br/>L6AREM70UW</b> |

Peak H-field in A/m

|                           |                           |                           |
|---------------------------|---------------------------|---------------------------|
| Grid 1<br><b>0.170 M4</b> | Grid 2<br><b>0.178 M4</b> | Grid 3<br><b>0.171 M4</b> |
| Grid 4<br><b>0.175 M4</b> | Grid 5<br><b>0.184 M4</b> | Grid 6<br><b>0.177 M4</b> |
| Grid 7<br><b>0.170 M4</b> | Grid 8<br><b>0.180 M4</b> | Grid 9<br><b>0.172 M4</b> |



0 dB = 0.180A/m

|   |   |                                       |  |
|---|---|---------------------------------------|--|
|  | Document  |                                       | Page                                       |
|   | <b>Annex A to Hearing Aid Compatibility RF Emissions Test<br/>Report for the BlackBerry® Smartphone model<br/>RDD71UW/REM71UW</b> |                                       | <b>50 (107)</b>                            |
| Author Data<br><b>Daoud Attayi</b>  | Dates of Test<br><b>Mar. 22-23, Apr. 05, May<br/>13-16, 2011</b>  | Report No<br><b>RTS-2579-1107-18C</b> | FCC ID<br><b>L6ARDD70UW<br/>L6AREM70UW</b> |

Date/Time: 4/5/2011 3:15:31 PM, Date/Time: 4/5/2011 3:35:37 PM, Date/Time: 4/5/2011 3:50:05 PM

Test Laboratory: RIM Testing Services

### **HAC RF\_E-Field\_1733 MHz**

**DUT: HAC Dipole 1880 MHz; Type: CD1880V3**

Communication System: WCDMA FDD IV, Communication System: CW, Communication System: AM80%; Communication System Band: 1733; Frequency: 1732.6 MHz, Frequency: 1733 MHz; Communication System PAR: 0 dB

Medium parameters used:  $\sigma = 0$  mho/m,  $\epsilon_r = 1$ ;  $\rho = 0$  kg/m<sup>3</sup>

Phantom section: RF Section

Measurement Standard: DASY5 (IEEE/IEC/ANSI C63.19-2007)

DASY5 Configuration:

- Probe: ER3DV6 - SN2286; ConvF(1, 1, 1); Calibrated: 1/14/2011
- Sensor-Surface: (Fix Surface)
- Electronics: DAE3 Sn473; Calibrated: 1/21/2011
- Phantom: HAC RF Test Arch with AMCC; Type: SD HAC P01 BA;
- Measurement SW: DASY52, Version 52.6 (2); SEMCAD X Version 14.4.4 (2829)

**Dipole E-Field measurement/E Scan - measurement distance from the probe sensor center to CD1880 Dipole = 10mm/Hearing Aid Compatibility Test**

**(41x181x1):** Measurement grid: dx=5mm, dy=5mm


Maximum value of peak Total field = 45.953 V/m

Probe Modulation Factor = 1.000

Device Reference Point: 0, 0, -6.3 mm

Reference Value = 45.671 V/m; Power Drift = 0.0022 dB

**Hearing Aid Near-Field Category: M4 (AWF 0 dB)**

|   |  |                                |                                    |                      |
|---|--|--------------------------------|------------------------------------|----------------------|
|  | Document   |                                |                                    | Page<br><br>51 (107) |
|   | Annex A to Hearing Aid Compatibility RF Emissions Test<br>Report for the BlackBerry® Smartphone model<br>RDD71UW/REM71UW |                                |                                    |                      |
| Author Data<br>Daoud Attayi   | Dates of Test<br>Mar. 22-23, Apr. 05 , May<br>13-16, 2011  | Report No<br>RTS-2579-1107-18C | FCC ID<br>L6ARDD70UW<br>L6AREM70UW |                      |

Peak E-field in V/m

|                            |                            |                            |
|----------------------------|----------------------------|----------------------------|
| Grid 1<br><b>44.309 M4</b> | Grid 2<br><b>45.897 M4</b> | Grid 3<br><b>43.942 M4</b> |
| Grid 4<br><b>32.194 M4</b> | Grid 5<br><b>33.381 M4</b> | Grid 6<br><b>32.650 M4</b> |
| Grid 7<br><b>45.541 M4</b> | Grid 8<br><b>45.953 M4</b> | Grid 9<br><b>44.163 M4</b> |

**Dipole E-Field measurement/E Scan - measurement distance from  
the probe sensor center to CD1880 Dipole = 10mm 2/Hearing Aid  
Compatibility Test (41x181x1):** Measurement grid: dx=5mm, dy=5mm

Maximum value of peak Total field = 44.684 V/m

Probe Modulation Factor = 1.000


Device Reference Point: 0, 0, -6.3 mm

Reference Value = 44.777 V/m; Power Drift = -0.03 dB

**Hearing Aid Near-Field Category: M4 (AWF 0 dB)**

Peak E-field in V/m

|                            |                            |                            |
|----------------------------|----------------------------|----------------------------|
| Grid 1<br><b>42.576 M4</b> | Grid 2<br><b>44.154 M4</b> | Grid 3<br><b>42.558 M4</b> |
| Grid 4<br><b>31.220 M4</b> | Grid 5<br><b>32.494 M4</b> | Grid 6<br><b>31.749 M4</b> |
| Grid 7<br><b>44.140 M4</b> | Grid 8<br><b>44.684 M4</b> | Grid 9<br><b>42.994 M4</b> |

|   |   |                                       |  |
|---|---|---------------------------------------|--|
|  | Document<br><b>Annex A to Hearing Aid Compatibility RF Emissions Test Report for the BlackBerry® Smartphone model RDD71UW/REM71UW</b> |                                       | Page<br><b>52 (107)</b>                    |
| Author Data<br><b>Daoud Attayi</b>  | Dates of Test<br><b>Mar. 22-23, Apr. 05, May 13-16, 2011</b>  | Report No<br><b>RTS-2579-1107-18C</b> | FCC ID<br><b>L6ARDD70UW<br/>L6AREM70UW</b> |

**Dipole E-Field measurement/E Scan - measurement distance from the probe sensor center to CD1880 Dipole = 10mm 2 2/Hearing Aid**

**Compatibility Test (41x181x1):** Measurement grid: dx=5mm, dy=5mm

Maximum value of peak Total field = 28.697 V/m

Probe Modulation Factor = 1.000


Device Reference Point: 0, 0, -6.3 mm

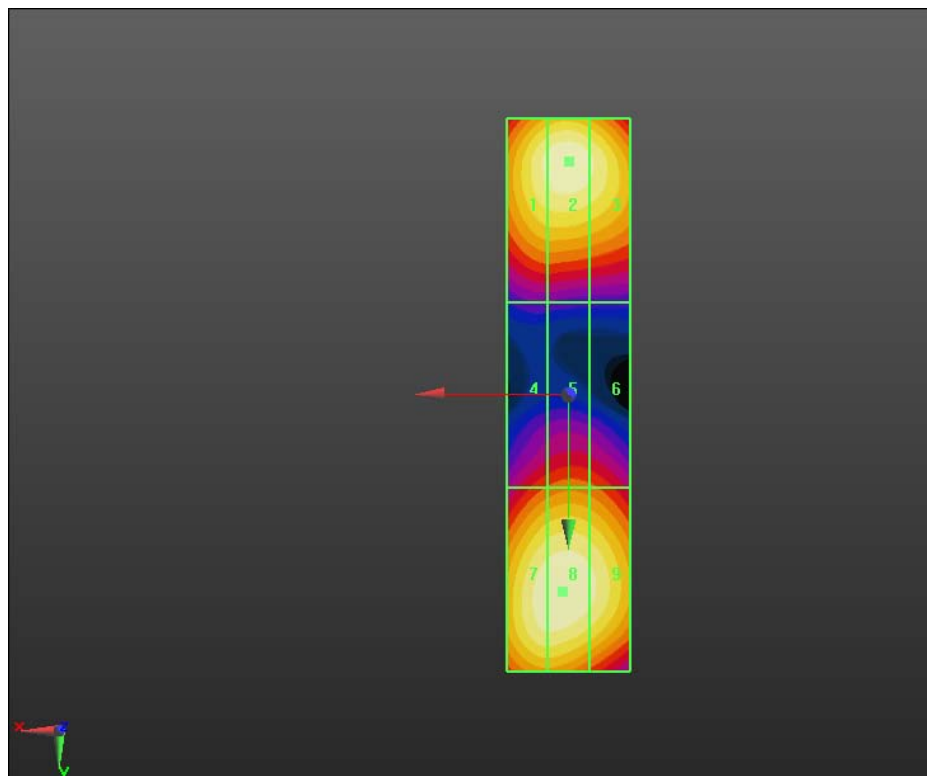
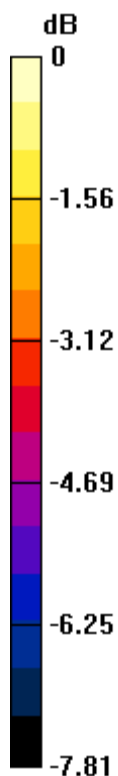
Reference Value = 28.666 V/m; Power Drift = -0.03 dB

**Hearing Aid Near-Field Category: M4 (AWF 0 dB)**


Peak E-field in V/m

|                            |                            |                            |
|----------------------------|----------------------------|----------------------------|
| Grid 1<br><b>27.579 M4</b> | Grid 2<br><b>28.576 M4</b> | Grid 3<br><b>27.503 M4</b> |
| Grid 4<br><b>20.034 M4</b> | Grid 5<br><b>20.866 M4</b> | Grid 6<br><b>20.402 M4</b> |
| Grid 7<br><b>28.387 M4</b> | Grid 8<br><b>28.697 M4</b> | Grid 9<br><b>27.712 M4</b> |

|   |   |                                       |   |
|---|---|---------------------------------------|---|
|  | Document<br><b>Annex A to Hearing Aid Compatibility RF Emissions Test<br/> Report for the BlackBerry® Smartphone model<br/> RDD71UW/REM71UW</b> |                                       | Page<br><b>53 (107)</b>                     |
| Author Data<br><b>Daoud Attayi</b>  | Dates of Test<br><b>Mar. 22-23, Apr. 05, May<br/> 13-16, 2011</b>   | Report No<br><b>RTS-2579-1107-18C</b> | FCC ID<br><b>L6ARDD70UW<br/> L6AREM70UW</b> |



0 dB = 45.950V/m

|   |   |                                       |   |
|---|---|---------------------------------------|---|
|  | Document<br><b>Annex A to Hearing Aid Compatibility RF Emissions Test<br/> Report for the BlackBerry® Smartphone model<br/> RDD71UW/REM71UW</b> |                                       | Page<br><b>54 (107)</b>                     |
| Author Data<br><b>Daoud Attayi</b>  | Dates of Test<br><b>Mar. 22-23, Apr. 05, May<br/> 13-16, 2011</b>   | Report No<br><b>RTS-2579-1107-18C</b> | FCC ID<br><b>L6ARDD70UW<br/> L6AREM70UW</b> |

Date/Time: 5/13/2011 2:33:55 PM

Test Laboratory: RIM Testing Services

## **HAC RF\_E-Field\_validation\_1880 MHz**

**DUT: HAC Dipole 1880 MHz; Type: CD1880V3**

Communication System: CW; Communication System Band: D1900 (1900.0 MHz); Frequency: 1880 MHz; Communication System PAR: 0 dB

Medium parameters used:  $\sigma = 0$  mho/m,  $\epsilon_r = 1$ ;  $\rho = 0$  kg/m<sup>3</sup>

Phantom section: RF Section

Measurement Standard: DASY5 (IEEE/IEC/ANSI C63.19-2007)

DASY5 Configuration:

- Probe: ER3DV6 - SN2286; ConvF(1, 1, 1); Calibrated: 1/14/2011
- Sensor-Surface: (Fix Surface)
- Electronics: DAE3 Sn473; Calibrated: 1/21/2011
- Phantom: HAC RF Test Arch with AMCC; Type: SD HAC P01 BA;
- Measurement SW: DASY52, Version 52.6 (2); SEMCAD X Version 14.4.4 (2829)

## **Dipole E-Field measurement/E Scan - measurement distance from the probe sensor center to CD1880 Dipole = 10mm/Hearing Aid Compatibility Test**

**(41x181x1):** Measurement grid: dx=5mm, dy=5mm

Maximum value of peak Total field = 131.2 V/m


Probe Modulation Factor = 1.000

Device Reference Point: 0, 0, -6.3 mm

Reference Value = 120.2 V/m; Power Drift = 0.06 dB

**Hearing Aid Near-Field Category: M2 (AWF 0 dB)**



|   |   |                                       |  |
|---|---|---------------------------------------|--|
|  | Document<br><b>Annex A to Hearing Aid Compatibility RF Emissions Test Report for the BlackBerry® Smartphone model RDD71UW/REM71UW</b> |                                       | Page<br><b>55 (107)</b>                    |
| Author Data<br><b>Daoud Attayi</b>  | Dates of Test<br><b>Mar. 22-23, Apr. 05, May 13-16, 2011</b>  | Report No<br><b>RTS-2579-1107-18C</b> | FCC ID<br><b>L6ARDD70UW<br/>L6AREM70UW</b> |

Peak E-field in V/m

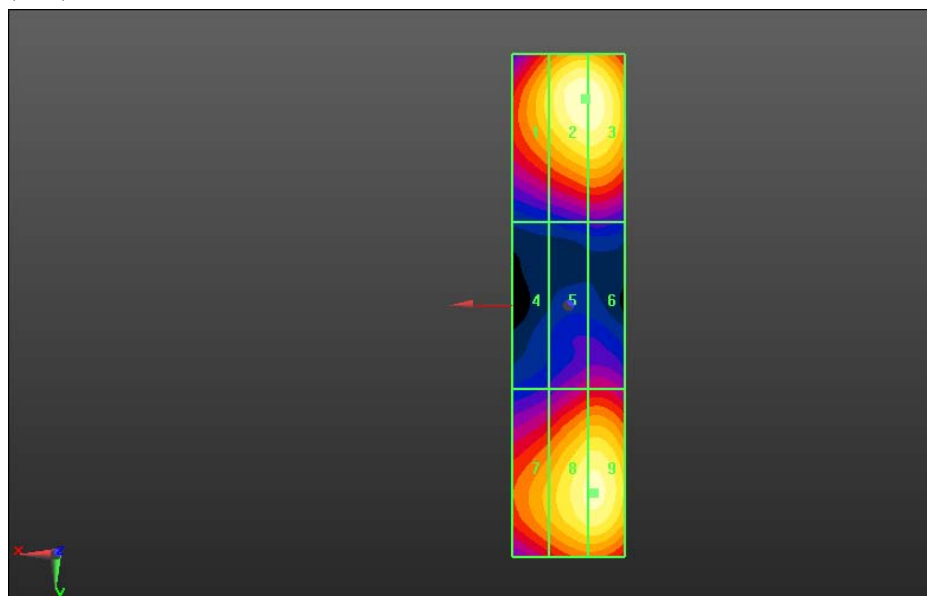
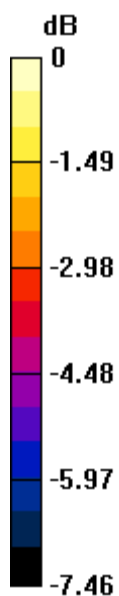
|                            |                            |                            |
|----------------------------|----------------------------|----------------------------|
| Grid 1<br><b>113.9 M2</b>  | Grid 2<br><b>131.2 M2</b>  | Grid 3<br><b>131.0 M2</b>  |
| Grid 4<br><b>71.642 M3</b> | Grid 5<br><b>83.292 M3</b> | Grid 6<br><b>84.259 M3</b> |
| Grid 7<br><b>107.3 M3</b>  | Grid 8<br><b>126.1 M2</b>  | Grid 9<br><b>127.0 M2</b>  |

**Cursor:**


Total = 131.2 V/m

E Category: M2

Location: -3, -37, 4.7 mm



0 dB = 131.2V/m

|   |   |                                       |   |
|---|---|---------------------------------------|---|
|  | Document<br><b>Annex A to Hearing Aid Compatibility RF Emissions Test<br/> Report for the BlackBerry® Smartphone model<br/> RDD71UW/REM71UW</b> |                                       | Page<br><b>56 (107)</b>                     |
| Author Data<br><b>Daoud Attayi</b>  | Dates of Test<br><b>Mar. 22-23, Apr. 05, May<br/> 13-16, 2011</b>   | Report No<br><b>RTS-2579-1107-18C</b> | FCC ID<br><b>L6ARDD70UW<br/> L6AREM70UW</b> |

Date/Time: 4/5/2011 4:22:30 PM, Date/Time: 4/5/2011 4:37:10 PM, Date/Time: 4/5/2011 4:40:56 PM

Test Laboratory: RIM Testing Services

### **HAC RF\_H-Field\_1733 MHz**


**DUT: HAC Dipole 1880 MHz; Type: CD1880V3**

Communication System: WCDMA FDD IV, Communication System: CW, Communication System: AM80%; Communication System Band: D1800 (1800.0 MHz); Frequency: 1732.6 MHz, Frequency: 1733 MHz; Communication System PAR: 0 dB  
Medium parameters used:  $\sigma = 0$  mho/m,  $\epsilon_r = 1$ ;  $\rho = 0$  kg/m<sup>3</sup>  
Phantom section: RF Section  
Measurement Standard: DASY5 (IEEE/IEC/ANSI C63.19-2007)

DASY5 Configuration:

- Probe: H3DV6 - SN6105; ; Calibrated: 11/18/2010
- Sensor-Surface: (Fix Surface)
- Electronics: DAE3 Sn473; Calibrated: 1/21/2011
- Phantom: HAC RF Test Arch with AMCC; Type: SD HAC P01 BA;
- Measurement SW: DASY52, Version 52.6 (2); SEMCAD X Version 14.4.4 (2829)

**Dipole H-Field with H3DV6 probe/H Scan - measurement distance from the probe sensor center to CD1880 Dipole = 10mm/Hearing Aid Compatibility Test (41x101x1):** Measurement grid: dx=5mm, dy=5mm  
Maximum value of peak Total field = 0.165 A/m  
Probe Modulation Factor = 1.000  
Device Reference Point: 0, 0, -6.3 mm  
Reference Value = 0.175 A/m; Power Drift = -0.0064 dB  
**Hearing Aid Near-Field Category: M4 (AWF 0 dB)**

|   |   |                                       |  |
|---|---|---------------------------------------|--|
|  | Document  |                                       | Page                                       |
|   | <b>Annex A to Hearing Aid Compatibility RF Emissions Test<br/>Report for the BlackBerry® Smartphone model<br/>RDD71UW/REM71UW</b> |                                       | <b>57 (107)</b>                            |
| Author Data<br><b>Daoud Attayi</b>  | Dates of Test<br><b>Mar. 22-23, Apr. 05, May<br/>13-16, 2011</b>  | Report No<br><b>RTS-2579-1107-18C</b> | FCC ID<br><b>L6ARDD70UW<br/>L6AREM70UW</b> |

Peak H-field in A/m

|                           |                           |                           |
|---------------------------|---------------------------|---------------------------|
| Grid 1<br><b>0.148 M4</b> | Grid 2<br><b>0.156 M4</b> | Grid 3<br><b>0.151 M4</b> |
| Grid 4<br><b>0.156 M4</b> | Grid 5<br><b>0.165 M4</b> | Grid 6<br><b>0.159 M4</b> |
| Grid 7<br><b>0.151 M4</b> | Grid 8<br><b>0.160 M4</b> | Grid 9<br><b>0.153 M4</b> |

**Dipole H-Field with H3DV6 probe/H Scan - measurement distance  
from the probe sensor center to CD1880 Dipole = 10mm 2/Hearing  
Aid Compatibility Test (41x101x1):** Measurement grid: dx=5mm, dy=5mm

Maximum value of peak Total field = 0.160 A/m

Probe Modulation Factor = 1.000


Device Reference Point: 0, 0, -6.3 mm

Reference Value = 0.172 A/m; Power Drift = -0.08 dB

**Hearing Aid Near-Field Category: M4 (AWF 0 dB)**

Peak H-field in A/m

|                           |                           |                           |
|---------------------------|---------------------------|---------------------------|
| Grid 1<br><b>0.144 M4</b> | Grid 2<br><b>0.151 M4</b> | Grid 3<br><b>0.147 M4</b> |
| Grid 4<br><b>0.152 M4</b> | Grid 5<br><b>0.160 M4</b> | Grid 6<br><b>0.155 M4</b> |
| Grid 7<br><b>0.148 M4</b> | Grid 8<br><b>0.156 M4</b> | Grid 9<br><b>0.149 M4</b> |

|   |   |   |                                       |   |
|---|---|---|---------------------------------------|---|
|  | Document<br><b>Annex A to Hearing Aid Compatibility RF Emissions Test<br/> Report for the BlackBerry® Smartphone model<br/> RDD71UW/REM71UW</b> |   |                                       | Page<br><b>58 (107)</b>                     |
|   | Author Data<br><b>Daoud Attayi</b>  | Dates of Test<br><b>Mar. 22-23, Apr. 05, May<br/> 13-16, 2011</b> | Report No<br><b>RTS-2579-1107-18C</b> | FCC ID<br><b>L6ARDD70UW<br/> L6AREM70UW</b> |

**Dipole H-Field with H3DV6 probe/H Scan - measurement distance  
from the probe sensor center to CD1880 Dipole = 10mm 2 2/Hearing  
Aid Compatibility Test (41x101x1):** Measurement grid: dx=5mm, dy=5mm

Maximum value of peak Total field = 0.102 A/m

Probe Modulation Factor = 1.000


Device Reference Point: 0, 0, -6.3 mm

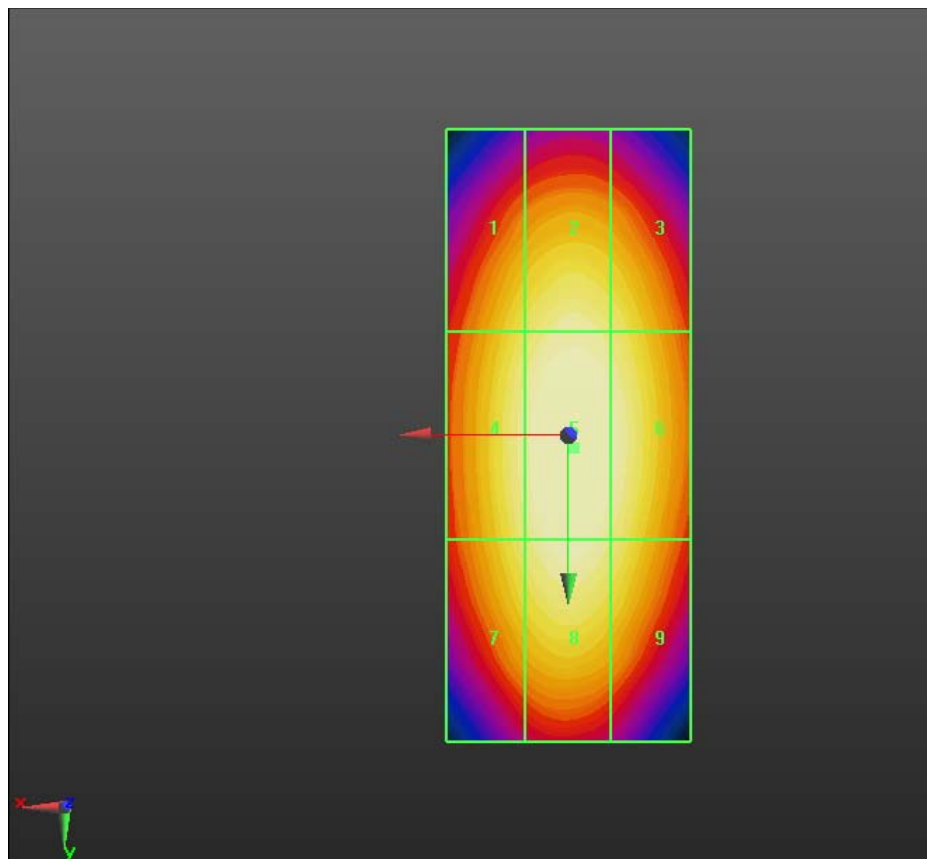
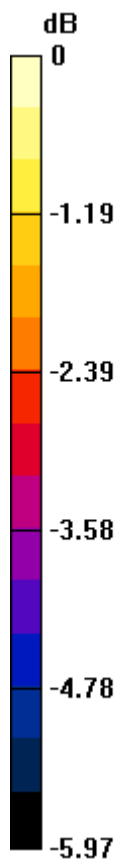
Reference Value = 0.110 A/m; Power Drift = -0.04 dB

**Hearing Aid Near-Field Category: M4 (AWF 0 dB)**


Peak H-field in A/m

|                           |                           |                           |
|---------------------------|---------------------------|---------------------------|
| Grid 1<br><b>0.091 M4</b> | Grid 2<br><b>0.097 M4</b> | Grid 3<br><b>0.093 M4</b> |
| Grid 4<br><b>0.096 M4</b> | Grid 5<br><b>0.102 M4</b> | Grid 6<br><b>0.098 M4</b> |
| Grid 7<br><b>0.093 M4</b> | Grid 8<br><b>0.099 M4</b> | Grid 9<br><b>0.094 M4</b> |

|   |   |                                       |  |
|---|---|---------------------------------------|--|
|  | Document<br><b>Annex A to Hearing Aid Compatibility RF Emissions Test Report for the BlackBerry® Smartphone model RDD71UW/REM71UW</b> |                                       | Page<br><b>59 (107)</b>                    |
| Author Data<br><b>Daoud Attayi</b>  | Dates of Test<br><b>Mar. 22-23, Apr. 05, May 13-16, 2011</b>  | Report No<br><b>RTS-2579-1107-18C</b> | FCC ID<br><b>L6ARDD70UW<br/>L6AREM70UW</b> |



0 dB = 0.160A/m

|   |   |                                       |  |
|---|---|---------------------------------------|--|
|  | Document<br><b>Annex A to Hearing Aid Compatibility RF Emissions Test Report for the BlackBerry® Smartphone model RDD71UW/REM71UW</b> |                                       | Page<br><b>60 (107)</b>                    |
| Author Data<br><b>Daoud Attayi</b>  | Dates of Test<br><b>Mar. 22-23, Apr. 05, May 13-16, 2011</b>  | Report No<br><b>RTS-2579-1107-18C</b> | FCC ID<br><b>L6ARDD70UW<br/>L6AREM70UW</b> |

Date/Time: 5/13/2011 2:44:07 PM

Test Laboratory: RIM Testing Services

## **HAC RF\_H-Field\_validation\_1880 MHz**

**DUT: HAC Dipole 1880 MHz; Type: CD1880V3**

Communication System: CW; Communication System Band: D1900 (1900.0 MHz); Frequency: 1880 MHz; Communication System PAR: 0 dB

Medium parameters used:  $\sigma = 0$  mho/m,  $\epsilon_r = 1$ ;  $\rho = 0$  kg/m<sup>3</sup>

Phantom section: RF Section

Measurement Standard: DASY5 (IEEE/IEC/ANSI C63.19-2007)

DASY5 Configuration:

- Probe: H3DV6 - SN6105; ; Calibrated: 11/18/2010
- Sensor-Surface: (Fix Surface)
- Electronics: DAE3 Sn473; Calibrated: 1/21/2011
- Phantom: HAC RF Test Arch with AMCC; Type: SD HAC P01 BA;
- Measurement SW: DASY52, Version 52.6 (2); SEMCAD X Version 14.4.4 (2829)

**Dipole H-Field measurement with H3DV6 probe/H Scan - measurement distance from the probe sensor center to CD1880 Dipole = 10mm/Hearing Aid**

**Compatibility Test (41x101x1):** Measurement grid: dx=5mm, dy=5mm


Maximum value of peak Total field = 0.455 A/m

Probe Modulation Factor = 1.000

Device Reference Point: 0, 0, -6.3 mm

Reference Value = 0.484 A/m; Power Drift = -0.02 dB

**Hearing Aid Near-Field Category: M2 (AWF 0 dB)**

|   |   |                                       |  |
|---|---|---------------------------------------|--|
|  | Document<br><b>Annex A to Hearing Aid Compatibility RF Emissions Test Report for the BlackBerry® Smartphone model RDD71UW/REM71UW</b> |                                       | Page<br><b>61 (107)</b>                    |
| Author Data<br><b>Daoud Attayi</b>  | Dates of Test<br><b>Mar. 22-23, Apr. 05, May 13-16, 2011</b>  | Report No<br><b>RTS-2579-1107-18C</b> | FCC ID<br><b>L6ARDD70UW<br/>L6AREM70UW</b> |

Peak H-field in A/m

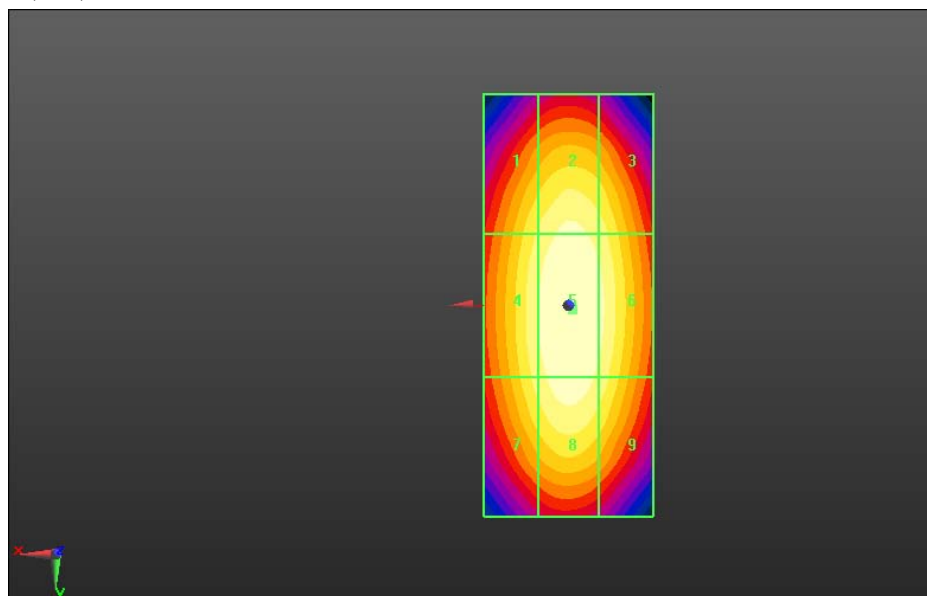
|                           |                           |                           |
|---------------------------|---------------------------|---------------------------|
| Grid 1<br><b>0.418 M2</b> | Grid 2<br><b>0.437 M2</b> | Grid 3<br><b>0.425 M2</b> |
| Grid 4<br><b>0.432 M2</b> | Grid 5<br><b>0.455 M2</b> | Grid 6<br><b>0.439 M2</b> |
| Grid 7<br><b>0.424 M2</b> | Grid 8<br><b>0.445 M2</b> | Grid 9<br><b>0.428 M2</b> |

**Cursor:**

Total = 0.455 A/m


H Category: M2

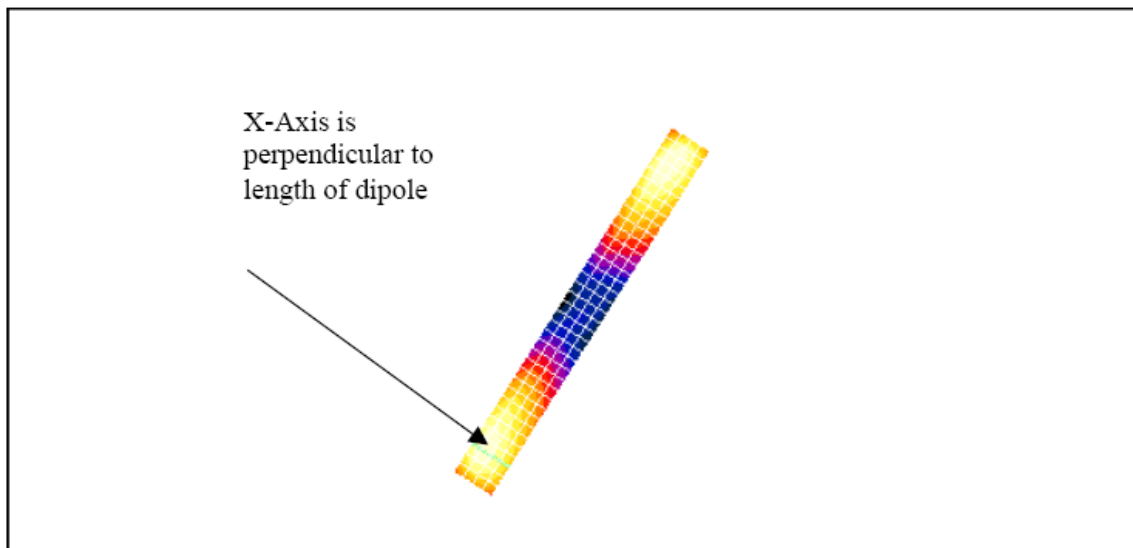
Location: -0.5, 0.5, 4.7 mm



0 dB = 0.450A/m




|   |   |                                       |   |
|---|---|---------------------------------------|---|
|  | Document<br><b>Annex A to Hearing Aid Compatibility RF Emissions Test<br/> Report for the BlackBerry® Smartphone model<br/> RDD71UW/REM71UW</b> |                                       | Page<br><b>62 (107)</b>                     |
| Author Data<br><b>Daoud Attayi</b>  | Dates of Test<br><b>Mar. 22-23, Apr. 05, May<br/> 13-16, 2011</b>   | Report No<br><b>RTS-2579-1107-18C</b> | FCC ID<br><b>L6ARDD70UW<br/> L6AREM70UW</b> |



The green line in this figure shows the axis along which the points lie.

#### Comparison of 5mm and 2mm step sizes

An additional set of measurements was taken: dipole validations were performed using 5mm and 2mm step sizes. The delta between the two readings is insignificant for both field types ( $< 0.4\%$  for E and  $0\%$  for H), demonstrating that 5mm is sufficient. The plots follow.

|   |   |                                       |  |
|---|---|---------------------------------------|--|
|  | Document<br><b>Annex A to Hearing Aid Compatibility RF Emissions Test Report for the BlackBerry® Smartphone model RDD71UW/REM71UW</b> |                                       | Page<br><b>63 (107)</b>                    |
| Author Data<br><b>Daoud Attayi</b>  | Dates of Test<br><b>Mar. 22-23, Apr. 05, May 13-16, 2011</b>  | Report No<br><b>RTS-2579-1107-18C</b> | FCC ID<br><b>L6ARDD70UW<br/>L6AREM70UW</b> |

Date/Time: 14/07/2005 11:35:24 AM

Page 1 of 2

Date/Time: 14/07/2005 11:35:24 AM

**Lab: RIM Testing Services (RTS)**

**Dipole Validation 1880 MHz\_E-Field 07\_14\_05**

**DUT: HAC Dipole 1880 MHz; Type: CD1880V3**

Communication System: CW; Frequency: 1880 MHz; Duty Cycle: 1:1  
Medium: Air Medium parameters used:  $\sigma = 0$  mho/m,  $\epsilon_r = 1$ ;  $\rho = 1000$  kg/m<sup>3</sup>  
Phantom section: H Device Section

DASY4 Configuration:

- Probe: ER3DV6 - SN2285; ConvF(1, 1, 1); Calibrated: 10/12/2004
- Sensor-Surface: 0mm (Fix Surface) Sensor-Surface: (Fix Surface)
- Electronics: DAE3 Sn472; Calibrated: 03/01/2005
- Phantom: HAC Test Arch; Type: SD HAC P01 BA;
- Measurement SW: DASY4, V4.5 Build 19; Postprocessing SW: SEMCAD, V1.8 Build 146

**E Scan 10mm above CD 1880 MHz/Hearing Aid Compatibility Test (5x19x1):**

Measurement grid: dx=5mm, dy=5mm  
Maximum value of Total (measured) = 134.8 V/m

**E Scan 10mm above CD 1880 MHz/Hearing Aid Compatibility Test (41x181x1):**

Measurement grid: dx=5mm, dy=5mm  
Maximum value of Total field (slot averaged) = 131.0 V/m


**Hearing Aid Near-Field Category: M2 (AWF 0 dB)**

E in V/m (Time averaged)    E in V/m (Slot averaged)

|        |        |        |        |        |        |
|--------|--------|--------|--------|--------|--------|
| Grid 1 | Grid 2 | Grid 3 | Grid 1 | Grid 2 | Grid 3 |
| 123.2  | 138.1  | 138.4  | 123.2  | 138.1  | 138.4  |
| Grid 4 | Grid 5 | Grid 6 | Grid 4 | Grid 5 | Grid 6 |
| 80.9   | 92.3   | 92.2   | 80.9   | 92.3   | 92.2   |
| Grid 7 | Grid 8 | Grid 9 | Grid 7 | Grid 8 | Grid 9 |
| 119.8  | 131.0  | 130.7  | 119.8  | 131.0  | 130.7  |

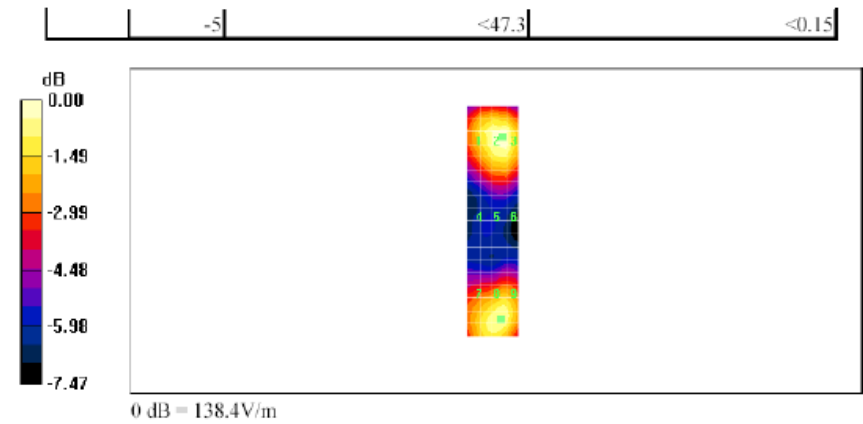
| Category | AWF (dB) | Limits for E-Field Emissions (V/m) | Limits for H-Field Emissions (A/m) |
|----------|----------|------------------------------------|------------------------------------|
| M1       | 0        | 199.5 - 354.8                      | 0.6 - 1.07                         |
|          | -5       | 149.6 - 266.1                      | 0.45 - 0.8                         |
| M2       | 0        | 112.2 - 199.5                      | 0.34 - 0.6                         |
|          | -5       | 84.1 - 149.6                       | 0.25 - 0.45                        |
| M3       | 0        | 63.1 - 112.2                       | 0.19 - 0.34                        |
|          | -5       | 47.3 - 84.1                        | 0.15 - 0.25                        |
| M4       | 0        | <63.1                              | <0.19                              |

file://C:\Program%20Files\DASY4\Print\_Templates\Dipole%20Validation%201880%20... 14/07/2005


|   |   |   |                                       |   |
|---|---|---|---------------------------------------|---|
|  | Document<br><b>Annex A to Hearing Aid Compatibility RF Emissions Test<br/> Report for the BlackBerry® Smartphone model<br/> RDD71UW/REM71UW</b> |   |                                       | Page<br><b>64 (107)</b>                     |
|   | Author Data<br><b>Daoud Attayi</b>  | Dates of Test<br><b>Mar. 22-23, Apr. 05, May<br/> 13-16, 2011</b> | Report No<br><b>RTS-2579-1107-18C</b> | FCC ID<br><b>L6ARDD70UW<br/> L6AREM70UW</b> |

Date/Time: 14/07/2005 11:35:24 AM

Page 2 of 2



file:///C:/Program%20Files/DASY4/Print\_Templates/Dipole%20Validation%201880%20... 14/07/2005

|   |   |                                       |  |
|---|---|---------------------------------------|--|
|  | Document  |                                       | Page                                       |
|   | <b>Annex A to Hearing Aid Compatibility RF Emissions Test<br/>Report for the BlackBerry® Smartphone model<br/>RDD71UW/REM71UW</b> |                                       | <b>65 (107)</b>                            |
| Author Data<br><b>Daoud Attayi</b>  | Dates of Test<br><b>Mar. 22-23, Apr. 05, May<br/>13-16, 2011</b>  | Report No<br><b>RTS-2579-1107-18C</b> | FCC ID<br><b>L6ARDD70UW<br/>L6AREM70UW</b> |

Date/Time: 14/07/2005 11:44:51 AM

Page 1 of 2

Date/Time: 14/07/2005 11:44:51 AM

**Lab: RIM Testing Services (RTS)**

**Dipole Validation 1880 MHz\_2mm step\_E-Field 07\_14\_05**

**DUT: HAC Dipole 1880 MHz; Type: CD1880V3**

Communication System: CW; Frequency: 1880 MHz; Duty Cycle: 1:1  
Medium: Air Medium parameters used:  $\sigma = 0$  mho/m,  $\epsilon_r = 1$ ;  $\rho = 1000$  kg/m<sup>3</sup>  
Phantom section: H Device Section

DASY4 Configuration:

- Probe: ER3DV6 - SN2285; ConvF(1, 1, 1); Calibrated: 10/12/2004
- Sensor-Surface: 0mm (Fix Surface) Sensor-Surface: (Fix Surface)
- Electronics: DAE3 Sn472; Calibrated: 03/01/2005
- Phantom: HAC Test Arch; Type: SD HAC P01 BA;
- Measurement SW: DASY4, V4.5 Build 19; Postprocessing SW: SEMCAD, V1.8 Build 146

**E Scan 10mm above CD 1880 MHz/Hearing Aid Compatibility Test (11x46x1):**

Measurement grid: dx=2mm, dy=2mm  
Maximum value of Total (measured) = 138.0 V/m

**E Scan 10mm above CD 1880 MHz/Hearing Aid Compatibility Test (101x451x1):**

Measurement grid: dx=2mm, dy=2mm  
Maximum value of Total field (slot averaged) = 131.2 V/m


**Hearing Aid Near-Field Category: M2 (AWF 0 dB)**

E in V/m (Time averaged) E in V/m (Slot averaged)

|        |        |        |        |        |        |
|--------|--------|--------|--------|--------|--------|
| Grid 1 | Grid 2 | Grid 3 | Grid 1 | Grid 2 | Grid 3 |
| 123.1  | 138.6  | 138.6  | 123.1  | 138.6  | 138.6  |
| Grid 4 | Grid 5 | Grid 6 | Grid 4 | Grid 5 | Grid 6 |
| 81.4   | 92.1   | 91.6   | 81.4   | 92.1   | 91.6   |
| Grid 7 | Grid 8 | Grid 9 | Grid 7 | Grid 8 | Grid 9 |
| 121.3  | 131.2  | 131.0  | 121.3  | 131.2  | 131.0  |

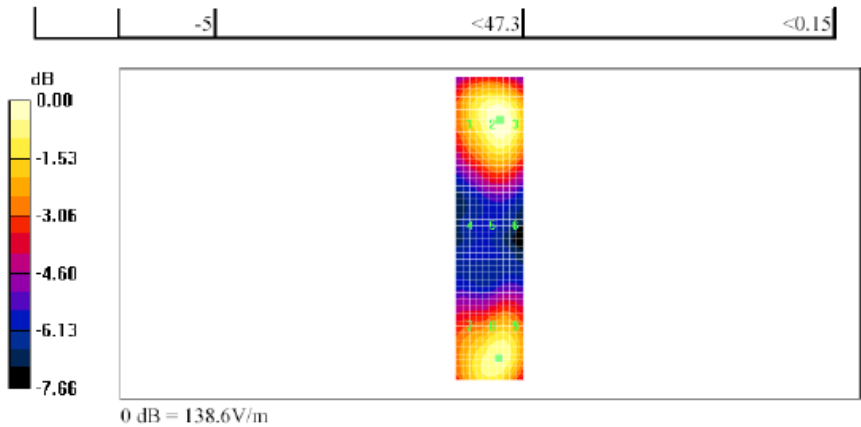
| Category | AWF (dB) | Limits for E-Field Emissions (V/m) | Limits for H-Field Emissions (A/m) |
|----------|----------|------------------------------------|------------------------------------|
| M1       | 0        | 199.5 - 354.8                      | 0.6 - 1.07                         |
|          | -5       | 149.6 - 266.1                      | 0.45 - 0.8                         |
| M2       | 0        | 112.2 - 199.5                      | 0.34 - 0.6                         |
|          | -5       | 84.1 - 149.6                       | 0.25 - 0.45                        |
| M3       | 0        | 63.1 - 112.2                       | 0.19 - 0.34                        |
|          | -5       | 47.3 - 84.1                        | 0.15 - 0.25                        |
| M4       | 0        | <63.1                              | <0.19                              |

file://C:\Program%20Files\DASY4\Print\_Templates\Dipole%20Validation%201880%20... 14/07/2005


|   |   |   |                                       |   |
|---|---|---|---------------------------------------|---|
|  | Document<br><b>Annex A to Hearing Aid Compatibility RF Emissions Test<br/> Report for the BlackBerry® Smartphone model<br/> RDD71UW/REM71UW</b> |   |                                       | Page<br><b>66 (107)</b>                     |
|   | Author Data<br><b>Daoud Attayi</b>  | Dates of Test<br><b>Mar. 22-23, Apr. 05, May<br/> 13-16, 2011</b> | Report No<br><b>RTS-2579-1107-18C</b> | FCC ID<br><b>L6ARDD70UW<br/> L6AREM70UW</b> |

Date/Time: 14/07/2005 11:44:51 AM

Page 2 of 2



file://C:\Program%20Files\DASY4\Print\_Templates\Dipole%20Validation%201880%20... 14/07/2005

|   |   |                                       |  |
|---|---|---------------------------------------|--|
|  | Document<br><b>Annex A to Hearing Aid Compatibility RF Emissions Test Report for the BlackBerry® Smartphone model RDD71UW/REM71UW</b> |                                       | Page<br><b>67 (107)</b>                    |
| Author Data<br><b>Daoud Attayi</b>  | Dates of Test<br><b>Mar. 22-23, Apr. 05, May 13-16, 2011</b>  | Report No<br><b>RTS-2579-1107-18C</b> | FCC ID<br><b>L6ARDD70UW<br/>L6AREM70UW</b> |

Date/Time: 14/07/2005 12:43:02 PM

Page 1 of 2

Date/Time: 14/07/2005 12:43:02 PM

**Lab: RIM Testing Services (RTS)**

**HAC\_H\_Dipole\_CW 1880\_5 mm step\_07\_14\_05**

**DUT: HAC Dipole 1880 MHz; Type: CD1880V3**

Communication System: CW; Frequency: 1880 MHz; Duty Cycle: 1:1  
Medium: Air Medium parameters used:  $\sigma = 0$  mho/m,  $\epsilon_r = 1$ ;  $\rho = 1$  kg/m<sup>3</sup>  
Phantom section: H Dipole Section

DASY4 Configuration:

- Probe: H3DV6 - SN6105; ; Calibrated: 10/12/2004
- Sensor-Surface: 0mm (Fix Surface) Sensor-Surface: (Fix Surface)
- Electronics: DAE3 Sn472; Calibrated: 03/01/2005
- Phantom: HAC Test Arch; Type: SD HAC P01 BA;
- Measurement SW: DASY4, V4.5 Build 19; Postprocessing SW: SEMCAD, V1.8 Build 146

**H Scan 10mm above CD 1880 MHz/Hearing Aid Compatibility Test (5x19x1):**

Measurement grid: dx=5mm, dy=5mm  
Maximum value of Total (measured) = 0.406 A/m

**H Scan 10mm above CD 1880 MHz/Hearing Aid Compatibility Test (41x181x1):**


Measurement grid: dx=5mm, dy=5mm  
Maximum value of Total field (slot averaged) = 0.406 A/m

**Hearing Aid Near-Field Category: M2 (AWF 0 dB)**

H in A/m (Time averaged)    H in A/m (Slot averaged)

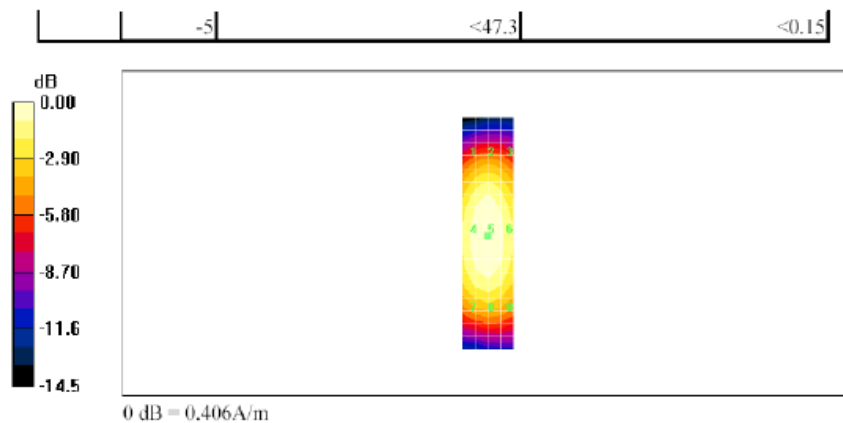
|              |              |              |              |              |              |
|--------------|--------------|--------------|--------------|--------------|--------------|
| Grid 1       | Grid 2       | Grid 3       | Grid 1       | Grid 2       | Grid 3       |
| <b>0.342</b> | <b>0.359</b> | <b>0.344</b> | <b>0.342</b> | <b>0.359</b> | <b>0.344</b> |
| Grid 4       | Grid 5       | Grid 6       | Grid 4       | Grid 5       | Grid 6       |
| <b>0.389</b> | <b>0.406</b> | <b>0.389</b> | <b>0.389</b> | <b>0.406</b> | <b>0.389</b> |
| Grid 7       | Grid 8       | Grid 9       | Grid 7       | Grid 8       | Grid 9       |
| <b>0.363</b> | <b>0.378</b> | <b>0.363</b> | <b>0.363</b> | <b>0.378</b> | <b>0.363</b> |

| Category | AWF (dB) | Limits for E-Field Emissions (V/m) | Limits for H-Field Emissions (A/m) |
|----------|----------|------------------------------------|------------------------------------|
| M1       | 0        | 199.5 - 354.8                      | 0.6 - 1.07                         |
|          | -5       | 149.6 - 266.1                      | 0.45 - 0.8                         |
| M2       | 0        | 112.2 - 199.5                      | 0.34 - 0.6                         |
|          | -5       | 84.1 - 149.6                       | 0.25 - 0.45                        |
| M3       | 0        | 63.1 - 112.2                       | 0.19 - 0.34                        |
|          | -5       | 47.3 - 84.1                        | 0.15 - 0.25                        |
| M4       | 0        | <63.1                              | <0.19                              |

|   |   |                                       |   |
|---|---|---------------------------------------|---|
|  | Document<br><b>Annex A to Hearing Aid Compatibility RF Emissions Test<br/> Report for the BlackBerry® Smartphone model<br/> RDD71UW/REM71UW</b> |                                       | Page<br><b>68 (107)</b>                     |
| Author Data<br><b>Daoud Attayi</b>  | Dates of Test<br><b>Mar. 22-23, Apr. 05, May<br/> 13-16, 2011</b>   | Report No<br><b>RTS-2579-1107-18C</b> | FCC ID<br><b>L6ARDD70UW<br/> L6AREM70UW</b> |

Date/Time: 14/07/2005 12:43:02 PM


Page 2 of 2



file:///C:/Program%20Files/DASY4/Print\_Templates/HAC\_H\_Dipole\_CW%201880\_5%... 14/07/2005

This report shall NOT be reproduced except in full without the written consent of RIM Testing Services  
Copyright 2005-2011, RIM Testing Services, a division of Research In Motion Limited



|   |   |                                       |  |
|---|---|---------------------------------------|--|
|  | Document  |                                       | Page                                       |
|   | <b>Annex A to Hearing Aid Compatibility RF Emissions Test<br/>Report for the BlackBerry® Smartphone model<br/>RDD71UW/REM71UW</b> |                                       | <b>69 (107)</b>                            |
| Author Data<br><b>Daoud Attayi</b>  | Dates of Test<br><b>Mar. 22-23, Apr. 05, May<br/>13-16, 2011</b>  | Report No<br><b>RTS-2579-1107-18C</b> | FCC ID<br><b>L6ARDD70UW<br/>L6AREM70UW</b> |

Date/Time: 14/07/2005 12:53:40 PM

Page 1 of 2

Date/Time: 14/07/2005 12:53:40 PM

**Lab: RIM Testing Services (RTS)**

**HAC\_H\_Dipole\_CW 1880\_2 mm step\_07\_14\_05**

**DUT: HAC Dipole 1880 MHz; Type: CD1880V3**

Communication System: CW; Frequency: 1880 MHz; Duty Cycle: 1:1  
Medium: Air Medium parameters used:  $\sigma = 0$  mho/m,  $\epsilon_r = 1$ ;  $\rho = 1$  kg/m<sup>3</sup>  
Phantom section: H Dipole Section

DASY4 Configuration:

- Probe: H3DV6 - SN6105; ; Calibrated: 10/12/2004
- Sensor-Surface: 0mm (Fix Surface) Sensor-Surface: (Fix Surface)
- Electronics: DAE3 Sn472; Calibrated: 03/01/2005
- Phantom: HAC Test Arch; Type: SD HAC P01 BA;
- Measurement SW: DASY4, V4.5 Build 19; Postprocessing SW: SEMCAD, V1.8 Build 146

**H Scan 10mm above CD 1880 MHz/Hearing Aid Compatibility Test (11x46x1):**

Measurement grid: dx=2mm, dy=2mm

Maximum value of Total (measured) = 0.406 A/m

**H Scan 10mm above CD 1880 MHz/Hearing Aid Compatibility Test (101x451x1):**

Measurement grid: dx=2mm, dy=2mm

Maximum value of Total field (slot averaged) = 0.406 A/m


**Hearing Aid Near-Field Category: M2 (AWF 0 dB)**

H in A/m (Time averaged) H in A/m (Slot averaged)

|              |              |              |              |              |              |
|--------------|--------------|--------------|--------------|--------------|--------------|
| Grid 1       | Grid 2       | Grid 3       | Grid 1       | Grid 2       | Grid 3       |
| <b>0.347</b> | <b>0.361</b> | <b>0.348</b> | <b>0.347</b> | <b>0.361</b> | <b>0.348</b> |
| Grid 4       | Grid 5       | Grid 6       | Grid 4       | Grid 5       | Grid 6       |
| <b>0.394</b> | <b>0.406</b> | <b>0.391</b> | <b>0.394</b> | <b>0.406</b> | <b>0.391</b> |
| Grid 7       | Grid 8       | Grid 9       | Grid 7       | Grid 8       | Grid 9       |
| <b>0.367</b> | <b>0.380</b> | <b>0.365</b> | <b>0.367</b> | <b>0.380</b> | <b>0.365</b> |

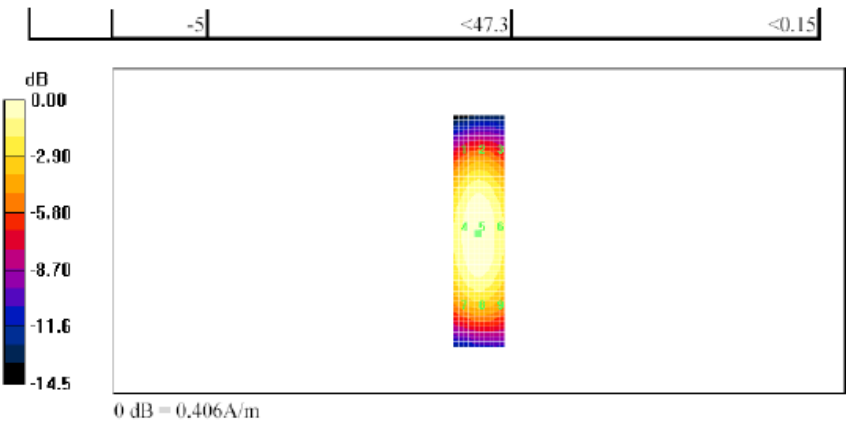
| Category | AWF (dB) | Limits for E-Field Emissions (V/m) | Limits for H-Field Emissions (A/m) |
|----------|----------|------------------------------------|------------------------------------|
| M1       | 0        | 199.5 - 354.8                      | 0.6 - 1.07                         |
|          | -5       | 149.6 - 266.1                      | 0.45 - 0.8                         |
| M2       | 0        | 112.2 - 199.5                      | 0.34 - 0.6                         |
|          | -5       | 84.1 - 149.6                       | 0.25 - 0.45                        |
| M3       | 0        | 63.1 - 112.2                       | 0.19 - 0.34                        |
|          | -5       | 47.3 - 84.1                        | 0.15 - 0.25                        |
| M4       | 0        | <63.1                              | <0.19                              |

file://C:\Program%20Files\DASY4\Print\_Templates\HAC\_H\_Dipole\_CW%201880\_2%... 14/07/2005


|   |   |   |                                       |   |
|---|---|---|---------------------------------------|---|
|  | Document<br><b>Annex A to Hearing Aid Compatibility RF Emissions Test<br/> Report for the BlackBerry® Smartphone model<br/> RDD71UW/REM71UW</b> |   |                                       | Page<br><b>70 (107)</b>                     |
|   | Author Data<br><b>Daoud Attayi</b>  | Dates of Test<br><b>Mar. 22-23, Apr. 05, May<br/> 13-16, 2011</b> | Report No<br><b>RTS-2579-1107-18C</b> | FCC ID<br><b>L6ARDD70UW<br/> L6AREM70UW</b> |

Date/Time: 14/07/2005 12:53:40 PM


Page 2 of 2



file:///C:/Program%20Files/DASY4/Print\_Templates/HAC\_H\_Dipole\_CW%201880\_2%... 14/07/2005

|   |   |                                       |   |                             |
|---|---|---------------------------------------|---|-----------------------------|
|  | Document<br><b>Annex A to Hearing Aid Compatibility RF Emissions Test<br/> Report for the BlackBerry® Smartphone model<br/> RDD71UW/REM71UW</b> |                                       |   | Page<br><br><b>71 (107)</b> |
| Author Data<br><b>Daoud Attayi</b>  | Dates of Test<br><b>Mar. 22-23, Apr. 05 , May<br/> 13-16, 2011</b>  | Report No<br><b>RTS-2579-1107-18C</b> | FCC ID<br><b>L6ARDD70UW<br/> L6AREM70UW</b> |                             |

### A.3 RF emission field plots

|   |   |                                       |  |
|---|---|---------------------------------------|--|
|  | Document<br><b>Annex A to Hearing Aid Compatibility RF Emissions Test Report for the BlackBerry® Smartphone model RDD71UW/REM71UW</b> |                                       | Page<br><b>72 (107)</b>                    |
| Author Data<br><b>Daoud Attayi</b>  | Dates of Test<br><b>Mar. 22-23, Apr. 05, May 13-16, 2011</b>  | Report No<br><b>RTS-2579-1107-18C</b> | FCC ID<br><b>L6ARDD70UW<br/>L6AREM70UW</b> |

Date/Time: 5/13/2011 11:25:05 AM, Date/Time: 5/13/2011 11:30:45 AM, Date/Time: 5/13/2011 11:34:35 AM

Test Laboratory: RIM Testing Services

### **HAC RF\_E-Field\_GSM850\_**

#### **DUT: BlackBerry Smartphone; Type: Sample**

Communication System: GSM 850; Frequency: 824.2 MHz, Frequency: 836.8 MHz, Frequency: 848.8 MHz; Communication System PAR: 9.191 dB

Medium parameters used:  $\sigma = 0$  mho/m,  $\epsilon_r = 1$ ;  $\rho = 0$  kg/m<sup>3</sup>

Phantom section: RF Section

Measurement Standard: DASYS (IEEE/IEC/ANSI C63.19-2007)

#### **DASY5 Configuration:**

- Probe: ER3DV6 - SN2286; ConvF(1, 1, 1); Calibrated: 1/14/2011
- Sensor-Surface: (Fix Surface)
- Electronics: DAE3 Sn473; Calibrated: 1/21/2011
- Phantom: HAC RF Test Arch with AMCC; Type: SD HAC P01 BA;
- Measurement SW: DASYS2, Version 52.6 (2); SEMCAD X Version 14.4.4 (2829)

#### **Device E-Field measurement with ER probe/E Scan - ER3D - 2007: 15 mm from Probe Center to the Device/Hearing Aid Compatibility Test (101x101x1):**

Measurement grid: dx=5mm, dy=5mm


Maximum value of peak Total field = 200.4 V/m

Probe Modulation Factor = 2.940

Device Reference Point: 0, 0, -6.3 mm

Reference Value = 84.085 V/m; Power Drift = 0.14 dB

#### **Hearing Aid Near-Field Category: M3 (AWF -5 dB)**

|   |   |                                       |  |
|---|---|---------------------------------------|--|
|  | Document  |                                       | Page                                       |
|   | <b>Annex A to Hearing Aid Compatibility RF Emissions Test<br/>Report for the BlackBerry® Smartphone model<br/>RDD71UW/REM71UW</b> |                                       | <b>73 (107)</b>                            |
| Author Data<br><b>Daoud Attayi</b>  | Dates of Test<br><b>Mar. 22-23, Apr. 05, May<br/>13-16, 2011</b>  | Report No<br><b>RTS-2579-1107-18C</b> | FCC ID<br><b>L6ARDD70UW<br/>L6AREM70UW</b> |

Peak E-field in V/m

|                           |                           |                           |
|---------------------------|---------------------------|---------------------------|
| Grid 1<br><b>171.8 M3</b> | Grid 2<br><b>193.9 M3</b> | Grid 3<br><b>191.2 M3</b> |
| Grid 4<br><b>178.1 M3</b> | Grid 5<br><b>200.4 M3</b> | Grid 6<br><b>198.1 M3</b> |
| Grid 7<br><b>181.5 M3</b> | Grid 8<br><b>200.2 M3</b> | Grid 9<br><b>197.5 M3</b> |

**Cursor:**

Total = 200.4 V/m

E Category: M3

Location: -4.5, 5, 8.7 mm

**Device E-Field measurement with ER probe/E Scan - ER3D - 2007:  
15 mm from Probe Center to the Device 2/Hearing Aid**

**Compatibility Test (101x101x1):** Measurement grid: dx=5mm, dy=5mm

Maximum value of peak Total field = 240.2 V/m

Probe Modulation Factor = 2.940


Device Reference Point: 0, 0, -6.3 mm

Reference Value = 98.602 V/m; Power Drift = 0.13 dB

**Hearing Aid Near-Field Category: M3 (AWF -5 dB)**

Peak E-field in V/m

|                           |                           |                           |
|---------------------------|---------------------------|---------------------------|
| Grid 1<br><b>192.1 M3</b> | Grid 2<br><b>225.3 M3</b> | Grid 3<br><b>224.7 M3</b> |
| Grid 4<br><b>205.2 M3</b> | Grid 5<br><b>240.2 M3</b> | Grid 6<br><b>239.0 M3</b> |
| Grid 7<br><b>214.5 M3</b> | Grid 8<br><b>240.5 M3</b> | Grid 9<br><b>239.0 M3</b> |

|   |   |                                       |   |
|---|---|---------------------------------------|---|
|  | Document<br><b>Annex A to Hearing Aid Compatibility RF Emissions Test<br/> Report for the BlackBerry® Smartphone model<br/> RDD71UW/REM71UW</b> |                                       | Page<br><br><b>74 (107)</b>                 |
| Author Data<br><b>Daoud Attayi</b>  | Dates of Test<br><b>Mar. 22-23, Apr. 05, May<br/> 13-16, 2011</b>   | Report No<br><b>RTS-2579-1107-18C</b> | FCC ID<br><b>L6ARDD70UW<br/> L6AREM70UW</b> |

**Cursor:**

Total = 240.5 V/m

E Category: M3

Location: -5.5, 12, 8.7 mm

**Device E-Field measurement with ER probe/E Scan - ER3D - 2007:  
15 mm from Probe Center to the Device 2 2/Hearing Aid**

**Compatibility Test (101x101x1):** Measurement grid: dx=5mm, dy=5mm


Maximum value of peak Total field = 264.7 V/m

Probe Modulation Factor = 2.940

Device Reference Point: 0, 0, -6.3 mm

Reference Value = 108.7 V/m; Power Drift = 0.05 dB

**Hearing Aid Near-Field Category: M3 (AWF -5 dB)**

|   |   |                                       |  |
|---|---|---------------------------------------|--|
|  | Document<br><b>Annex A to Hearing Aid Compatibility RF Emissions Test Report for the BlackBerry® Smartphone model RDD71UW/REM71UW</b> |                                       | Page<br><b>75 (107)</b>                    |
| Author Data<br><b>Daoud Attayi</b>  | Dates of Test<br><b>Mar. 22-23, Apr. 05, May 13-16, 2011</b>  | Report No<br><b>RTS-2579-1107-18C</b> | FCC ID<br><b>L6ARDD70UW<br/>L6AREM70UW</b> |

Peak E-field in V/m

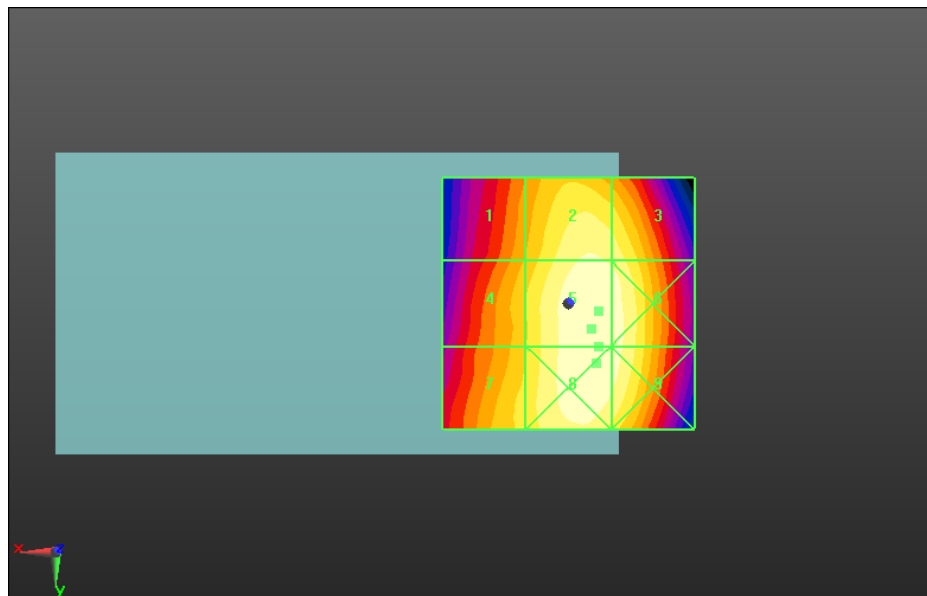
|                           |                           |                           |
|---------------------------|---------------------------|---------------------------|
| Grid 1<br><b>214.6 M3</b> | Grid 2<br><b>257.2 M3</b> | Grid 3<br><b>256.8 M3</b> |
| Grid 4<br><b>222.1 M3</b> | Grid 5<br><b>264.7 M3</b> | Grid 6<br><b>263.7 M3</b> |
| Grid 7<br><b>225.9 M3</b> | Grid 8<br><b>263.8 M3</b> | Grid 9<br><b>261.3 M3</b> |

**Cursor:**


Total = 264.7 V/m

E Category: M3

Location: -6, 1.5, 8.7 mm



0 dB = 200.4V/m

|   |   |                                       |  |
|---|---|---------------------------------------|--|
|  | Document<br><b>Annex A to Hearing Aid Compatibility RF Emissions Test Report for the BlackBerry® Smartphone model RDD71UW/REM71UW</b> |                                       | Page<br><b>76 (107)</b>                    |
| Author Data<br><b>Daoud Attayi</b>  | Dates of Test<br><b>Mar. 22-23, Apr. 05, May 13-16, 2011</b>  | Report No<br><b>RTS-2579-1107-18C</b> | FCC ID<br><b>L6ARDD70UW<br/>L6AREM70UW</b> |

Date/Time: 5/16/2011 3:56:57 PM

Test Laboratory: RIM Testing Services

## **HAC RF\_E-Field\_GSM850\_telecoil**

**DUT: BlackBerry Smartphone; Type: Sample**

Communication System: GSM 850; Frequency: 848.8 MHz; Communication System PAR: 9.191 dB

Medium parameters used:  $\sigma = 0$  mho/m,  $\epsilon_r = 1$ ;  $\rho = 0$  kg/m<sup>3</sup>

Phantom section: RF Section

Measurement Standard: DASY5 (IEEE/IEC/ANSI C63.19-2007)

DASY5 Configuration:

- Probe: ER3DV6 - SN2286; ConvF(1, 1, 1); Calibrated: 1/14/2011
- Sensor-Surface: (Fix Surface)
- Electronics: DAE3 Sn473; Calibrated: 1/21/2011
- Phantom: HAC RF Test Arch with AMCC; Type: SD HAC P01 BA;
- Measurement SW: DASY52, Version 52.6 (2); SEMCAD X Version 14.4.4 (2829)

## **Device E-Field measurement with ER probe/E Scan - ER3D - 2007: 15 mm from Probe Center to the Device\_telecoil/Hearing Aid Compatibility Test (101x101x1):**

Measurement grid: dx=5mm, dy=5mm

Maximum value of peak Total field = 263.7 V/m


Probe Modulation Factor = 2.940

Device Reference Point: 0, 0, -6.3 mm

Reference Value = 111.7 V/m; Power Drift = 0.06 dB

**Hearing Aid Near-Field Category: M3 (AWF -5 dB)**



|   |   |                                       |  |
|---|---|---------------------------------------|--|
|  | Document<br><b>Annex A to Hearing Aid Compatibility RF Emissions Test Report for the BlackBerry® Smartphone model RDD71UW/REM71UW</b> |                                       | Page<br><b>77 (107)</b>                    |
| Author Data<br><b>Daoud Attayi</b>  | Dates of Test<br><b>Mar. 22-23, Apr. 05, May 13-16, 2011</b>  | Report No<br><b>RTS-2579-1107-18C</b> | FCC ID<br><b>L6ARDD70UW<br/>L6AREM70UW</b> |

Peak E-field in V/m

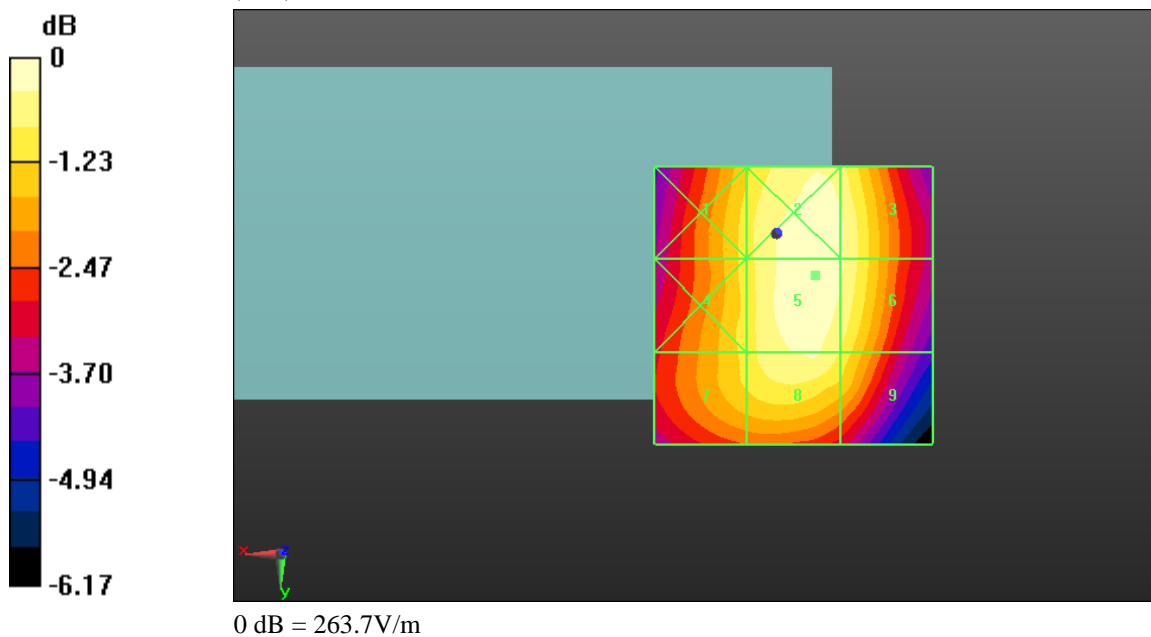
|                           |                           |                           |
|---------------------------|---------------------------|---------------------------|
| Grid 1<br><b>234.8 M3</b> | Grid 2<br><b>263.1 M3</b> | Grid 3<br><b>254.2 M3</b> |
| Grid 4<br><b>234.7 M3</b> | Grid 5<br><b>263.7 M3</b> | Grid 6<br><b>253.9 M3</b> |
| Grid 7<br><b>233.7 M3</b> | Grid 8<br><b>253.0 M3</b> | Grid 9<br><b>238.3 M3</b> |


**Cursor:**

Total = 263.7 V/m

E Category: M3

Location: -7, 7.5, 8.7 mm



|   |   |   |                                       |   |
|---|---|---|---------------------------------------|---|
|  | Document<br><b>Annex A to Hearing Aid Compatibility RF Emissions Test<br/> Report for the BlackBerry® Smartphone model<br/> RDD71UW/REM71UW</b> |   |                                       | Page<br><b>78 (107)</b>                     |
|   | Author Data<br><b>Daoud Attayi</b>  | Dates of Test<br><b>Mar. 22-23, Apr. 05, May<br/> 13-16, 2011</b> | Report No<br><b>RTS-2579-1107-18C</b> | FCC ID<br><b>L6ARDD70UW<br/> L6AREM70UW</b> |

Date/Time: 5/13/2011 10:48:47 AM, Date/Time: 5/13/2011 11:09:01 AM, Date/Time: 5/13/2011 11:12:49 AM

Test Laboratory: RIM Testing Services

## **HAC RF\_E-Field\_GSM1900**

**DUT: BlackBerry Smartphone; Type: Sample**


Communication System: GSM 1900; Frequency: 1850.2 MHz, Frequency: 1880 MHz,  
Frequency: 1909.8 MHz; Communication System PAR: 9.191 dB  
Medium parameters used:  $\sigma = 0$  mho/m,  $\epsilon_r = 1$ ;  $\rho = 0$  kg/m<sup>3</sup>  
Phantom section: RF Section  
Measurement Standard: DASY5 (IEEE/IEC/ANSI C63.19-2007)

DASY5 Configuration:

- Probe: ER3DV6 - SN2286; ConvF(1, 1, 1); Calibrated: 1/14/2011
- Sensor-Surface: (Fix Surface)
- Electronics: DAE3 Sn473; Calibrated: 1/21/2011
- Phantom: HAC RF Test Arch with AMCC; Type: SD HAC P01 BA;
- Measurement SW: DASY52, Version 52.6 (2); SEMCAD X Version 14.4.4 (2829)

## **Device E-Field measurement with ER probe/E Scan - ER3D - 2007: 15 mm from Probe Center to the Device/Hearing Aid Compatibility Test (101x101x1):**

Measurement grid: dx=5mm, dy=5mm  
Maximum value of peak Total field = 76.013 V/m  
Probe Modulation Factor = 2.970  
Device Reference Point: 0, 0, -6.3 mm  
Reference Value = 11.989 V/m; Power Drift = -0.0094 dB  
**Hearing Aid Near-Field Category: M3 (AWF -5 dB)**

|   |   |                                       |  |
|---|---|---------------------------------------|--|
|  | Document  |                                       | Page                                       |
|   | <b>Annex A to Hearing Aid Compatibility RF Emissions Test<br/>Report for the BlackBerry® Smartphone model<br/>RDD71UW/REM71UW</b> |                                       | <b>79 (107)</b>                            |
| Author Data<br><b>Daoud Attayi</b>  | Dates of Test<br><b>Mar. 22-23, Apr. 05, May<br/>13-16, 2011</b>  | Report No<br><b>RTS-2579-1107-18C</b> | FCC ID<br><b>L6ARDD70UW<br/>L6AREM70UW</b> |

Peak E-field in V/m

|                            |                            |                            |
|----------------------------|----------------------------|----------------------------|
| Grid 1<br><b>95.691 M2</b> | Grid 2<br><b>102.1 M2</b>  | Grid 3<br><b>95.399 M2</b> |
| Grid 4<br><b>44.352 M4</b> | Grid 5<br><b>55.177 M3</b> | Grid 6<br><b>55.472 M3</b> |
| Grid 7<br><b>72.284 M3</b> | Grid 8<br><b>76.013 M3</b> | Grid 9<br><b>72.070 M3</b> |

**Cursor:**

Total = 102.1 V/m

E Category: M2

Location: -2.5, -25, 8.7 mm

**Device E-Field measurement with ER probe/E Scan - ER3D - 2007:  
15 mm from Probe Center to the Device 2/Hearing Aid**

**Compatibility Test (101x101x1):** Measurement grid: dx=5mm, dy=5mm

Maximum value of peak Total field = 63.432 V/m

Probe Modulation Factor = 2.970


Device Reference Point: 0, 0, -6.3 mm

Reference Value = 11.294 V/m; Power Drift = 0.15 dB

**Hearing Aid Near-Field Category: M3 (AWF -5 dB)**

Peak E-field in V/m

|                            |                            |                            |
|----------------------------|----------------------------|----------------------------|
| Grid 1<br><b>77.124 M3</b> | Grid 2<br><b>85.587 M2</b> | Grid 3<br><b>82.924 M3</b> |
| Grid 4<br><b>36.958 M4</b> | Grid 5<br><b>53.580 M3</b> | Grid 6<br><b>54.682 M3</b> |
| Grid 7<br><b>58.237 M3</b> | Grid 8<br><b>63.432 M3</b> | Grid 9<br><b>62.234 M3</b> |

|   |   |                                       |   |
|---|---|---------------------------------------|---|
|  | Document<br><b>Annex A to Hearing Aid Compatibility RF Emissions Test<br/> Report for the BlackBerry® Smartphone model<br/> RDD71UW/REM71UW</b> |                                       | Page<br><br><b>80 (107)</b>                 |
| Author Data<br><b>Daoud Attayi</b>  | Dates of Test<br><b>Mar. 22-23, Apr. 05, May<br/> 13-16, 2011</b>   | Report No<br><b>RTS-2579-1107-18C</b> | FCC ID<br><b>L6ARDD70UW<br/> L6AREM70UW</b> |

**Cursor:**

Total = 85.587 V/m

E Category: M2

Location: -2.5, -25, 8.7 mm

**Device E-Field measurement with ER probe/E Scan - ER3D - 2007:  
15 mm from Probe Center to the Device 2 2/Hearing Aid**

**Compatibility Test (101x101x1):** Measurement grid: dx=5mm, dy=5mm


Maximum value of peak Total field = 52.785 V/m

Probe Modulation Factor = 2.970

Device Reference Point: 0, 0, -6.3 mm

Reference Value = 10.720 V/m; Power Drift = -0.15 dB

**Hearing Aid Near-Field Category: M3 (AWF -5 dB)**

|   |   |                                       |  |
|---|---|---------------------------------------|--|
|  | Document<br><b>Annex A to Hearing Aid Compatibility RF Emissions Test Report for the BlackBerry® Smartphone model RDD71UW/REM71UW</b> |                                       | Page<br><b>81 (107)</b>                    |
| Author Data<br><b>Daoud Attayi</b>  | Dates of Test<br><b>Mar. 22-23, Apr. 05, May 13-16, 2011</b>  | Report No<br><b>RTS-2579-1107-18C</b> | FCC ID<br><b>L6ARDD70UW<br/>L6AREM70UW</b> |

Peak E-field in V/m

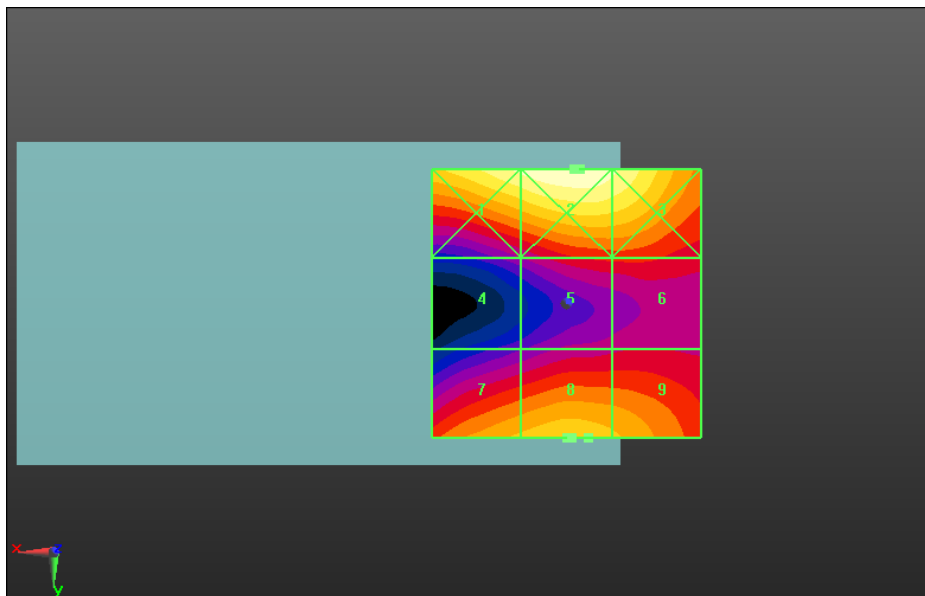
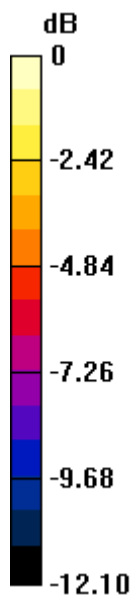
|                            |                            |                            |
|----------------------------|----------------------------|----------------------------|
| Grid 1<br><b>73.517 M3</b> | Grid 2<br><b>80.987 M3</b> | Grid 3<br><b>77.626 M3</b> |
| Grid 4<br><b>35.817 M4</b> | Grid 5<br><b>50.087 M3</b> | Grid 6<br><b>50.320 M3</b> |
| Grid 7<br><b>50.905 M3</b> | Grid 8<br><b>52.785 M3</b> | Grid 9<br><b>50.778 M3</b> |

**Cursor:**


Total = 80.987 V/m

E Category: M3

Location: -1.5, -25, 8.7 mm



0 dB = 102.1V/m

|   |   |                                       |  |
|---|---|---------------------------------------|--|
|  | Document<br><b>Annex A to Hearing Aid Compatibility RF Emissions Test Report for the BlackBerry® Smartphone model RDD71UW/REM71UW</b> |                                       | Page<br><b>82 (107)</b>                    |
| Author Data<br><b>Daoud Attayi</b>  | Dates of Test<br><b>Mar. 22-23, Apr. 05, May 13-16, 2011</b>  | Report No<br><b>RTS-2579-1107-18C</b> | FCC ID<br><b>L6ARDD70UW<br/>L6AREM70UW</b> |

Date/Time: 5/16/2011 4:03:31 PM

Test Laboratory: RIM Testing Services

## **HAC RF\_E-Field\_GSM1900\_telecoil**

**DUT: BlackBerry Smartphone; Type: Sample**

Communication System: GSM 1900; Frequency: 1850.2 MHz; Communication System PAR: 9.191 dB

Medium parameters used:  $\sigma = 0$  mho/m,  $\epsilon_r = 1$ ;  $\rho = 0$  kg/m<sup>3</sup>

Phantom section: RF Section

Measurement Standard: DASY5 (IEEE/IEC/ANSI C63.19-2007)

DASY5 Configuration:

- Probe: ER3DV6 - SN2286; ConvF(1, 1, 1); Calibrated: 1/14/2011
- Sensor-Surface: (Fix Surface)
- Electronics: DAE3 Sn473; Calibrated: 1/21/2011
- Phantom: HAC RF Test Arch with AMCC; Type: SD HAC P01 BA;
- Measurement SW: DASY52, Version 52.6 (2); SEMCAD X Version 14.4.4 (2829)

## **Device E-Field measurement with ER probe/E Scan - ER3D - 2007: 15 mm from Probe Center to the Device Telecoil/Hearing Aid Compatibility Test**

**(101x101x1):** Measurement grid: dx=5mm, dy=5mm


Maximum value of peak Total field = 72.085 V/m

Probe Modulation Factor = 2.970

Device Reference Point: 0, 0, -6.3 mm

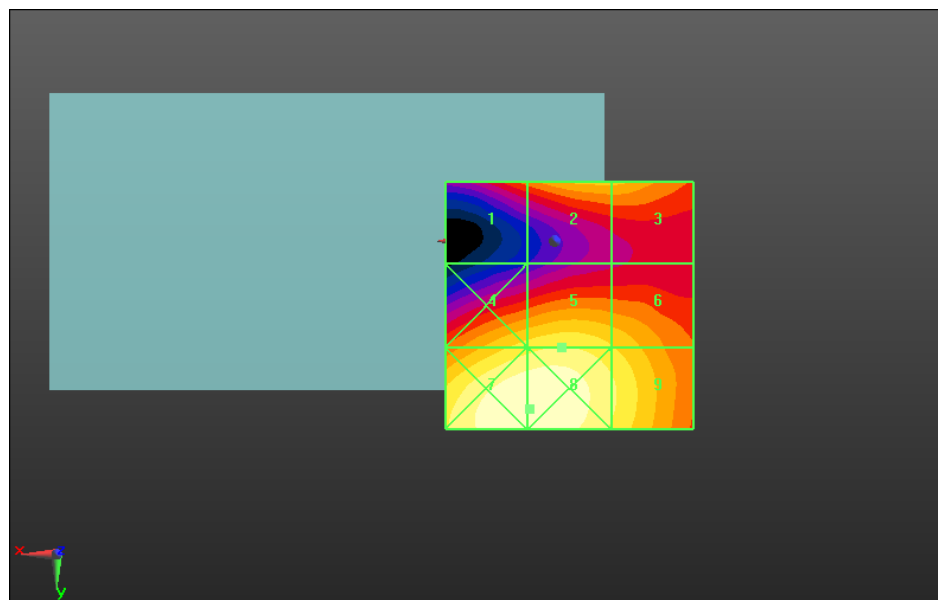
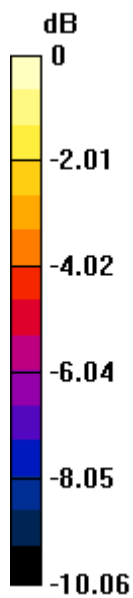
Reference Value = 11.633 V/m; Power Drift = -0.19 dB

**Hearing Aid Near-Field Category: M3 (AWF -5 dB)**


|   |   |                                       |  |
|---|---|---------------------------------------|--|
|  | Document<br><b>Annex A to Hearing Aid Compatibility RF Emissions Test Report for the BlackBerry® Smartphone model RDD71UW/REM71UW</b> |                                       | Page<br><b>83 (107)</b>                    |
| Author Data<br><b>Daoud Attayi</b>  | Dates of Test<br><b>Mar. 22-23, Apr. 05, May 13-16, 2011</b>  | Report No<br><b>RTS-2579-1107-18C</b> | FCC ID<br><b>L6ARDD70UW<br/>L6AREM70UW</b> |

Peak E-field in V/m

|                            |                            |                            |
|----------------------------|----------------------------|----------------------------|
| Grid 1<br><b>54.928 M3</b> | Grid 2<br><b>62.886 M3</b> | Grid 3<br><b>62.830 M3</b> |
| Grid 4<br><b>68.560 M3</b> | Grid 5<br><b>71.121 M3</b> | Grid 6<br><b>66.227 M3</b> |
| Grid 7<br><b>82.764 M3</b> | Grid 8<br><b>82.769 M3</b> | Grid 9<br><b>72.085 M3</b> |



0 dB = 82.770V/m

|   |   |                                       |  |
|---|---|---------------------------------------|--|
|  | Document  |                                       | Page                                       |
|   | <b>Annex A to Hearing Aid Compatibility RF Emissions Test<br/>Report for the BlackBerry® Smartphone model<br/>RDD71UW/REM71UW</b> |                                       | <b>84 (107)</b>                            |
| Author Data<br><b>Daoud Attayi</b>  | Dates of Test<br><b>Mar. 22-23, Apr. 05, May<br/>13-16, 2011</b>  | Report No<br><b>RTS-2579-1107-18C</b> | FCC ID<br><b>L6ARDD70UW<br/>L6AREM70UW</b> |

Date/Time: 5/13/2011 11:49:16 AM, Date/Time: 5/13/2011 11:54:23 AM, Date/Time: 5/13/2011 11:58:48 AM

Test Laboratory: RIM Testing Services

### **HAC RF\_E-Field\_UMTS\_band\_IV**

**DUT: BlackBerry Smartphone; Type: Sample**

Communication System: WCDMA FDD IV; Frequency: 1712.4 MHz, Frequency: 1732.6 MHz, Frequency: 1752.6 MHz; Communication System PAR: 0 dB  
Medium parameters used:  $\sigma = 0$  mho/m,  $\epsilon_r = 1$ ;  $\rho = 0$  kg/m<sup>3</sup>  
Phantom section: RF Section  
Measurement Standard: DASY5 (IEEE/IEC/ANSI C63.19-2007)


DASY5 Configuration:

- Sensor-Surface: (Fix Surface)
- Electronics: DAE3 Sn473; Calibrated: 1/21/2011
- Phantom: HAC RF Test Arch with AMCC; Type: SD HAC P01 BA;
- Measurement SW: DASY52, Version 52.6 (2); SEMCAD X Version 14.4.4 (2829)

### **Device E-Field measurement with ER probe/E Scan - ER3D - 2007: 15 mm from Probe Center to the Device/Hearing Aid Compatibility Test (101x101x1):**

Measurement grid: dx=5mm, dy=5mm  
Maximum value of peak Total field = 31.404 V/m  
Probe Modulation Factor = 0.970  
Device Reference Point: 0, 0, -6.3 mm  
Reference Value = 20.396 V/m; Power Drift = 0.08 dB  
**Hearing Aid Near-Field Category: M4 (AWF 0 dB)**



|   |   |                                       |  |
|---|---|---------------------------------------|--|
|  | Document  |                                       | Page                                       |
|   | <b>Annex A to Hearing Aid Compatibility RF Emissions Test Report for the BlackBerry® Smartphone model RDD71UW/REM71UW</b> |                                       | <b>85 (107)</b>                            |
| Author Data<br><b>Daoud Attayi</b>  | Dates of Test<br><b>Mar. 22-23, Apr. 05, May 13-16, 2011</b>  | Report No<br><b>RTS-2579-1107-18C</b> | FCC ID<br><b>L6ARDD70UW<br/>L6AREM70UW</b> |

Peak E-field in V/m

|                            |                            |                            |
|----------------------------|----------------------------|----------------------------|
| Grid 1<br><b>31.404 M4</b> | Grid 2<br><b>31.002 M4</b> | Grid 3<br><b>25.492 M4</b> |
| Grid 4<br><b>20.346 M4</b> | Grid 5<br><b>27.500 M4</b> | Grid 6<br><b>27.494 M4</b> |
| Grid 7<br><b>33.511 M4</b> | Grid 8<br><b>38.136 M4</b> | Grid 9<br><b>36.990 M4</b> |

**Cursor:**

Total = 38.136 V/m

E Category: M4

Location: -3, 25, 8.7 mm

**Device E-Field measurement with ER probe/E Scan - ER3D - 2007:  
15 mm from Probe Center to the Device 2/Hearing Aid**

**Compatibility Test (101x101x1):** Measurement grid: dx=5mm, dy=5mm

Maximum value of peak Total field = 31.332 V/m

Probe Modulation Factor = 0.970


Device Reference Point: 0, 0, -6.3 mm

Reference Value = 16.382 V/m; Power Drift = -0.13 dB

**Hearing Aid Near-Field Category: M4 (AWF 0 dB)**

Peak E-field in V/m

|                            |                            |                            |
|----------------------------|----------------------------|----------------------------|
| Grid 1<br><b>31.233 M4</b> | Grid 2<br><b>31.332 M4</b> | Grid 3<br><b>26.491 M4</b> |
| Grid 4<br><b>18.202 M4</b> | Grid 5<br><b>23.887 M4</b> | Grid 6<br><b>23.823 M4</b> |
| Grid 7<br><b>32.161 M4</b> | Grid 8<br><b>36.253 M4</b> | Grid 9<br><b>35.041 M4</b> |

|   |   |                                       |   |
|---|---|---------------------------------------|---|
|  | Document<br><b>Annex A to Hearing Aid Compatibility RF Emissions Test<br/> Report for the BlackBerry® Smartphone model<br/> RDD71UW/REM71UW</b> |                                       | Page<br><br><b>86 (107)</b>                 |
| Author Data<br><b>Daoud Attayi</b>  | Dates of Test<br><b>Mar. 22-23, Apr. 05, May<br/> 13-16, 2011</b>   | Report No<br><b>RTS-2579-1107-18C</b> | FCC ID<br><b>L6ARDD70UW<br/> L6AREM70UW</b> |

**Cursor:**

Total = 36.253 V/m  
E Category: M4  
Location: -3.5, 25, 8.7 mm

**Device E-Field measurement with ER probe/E Scan - ER3D - 2007:  
15 mm from Probe Center to the Device 2 2/Hearing Aid**

**Compatibility Test (101x101x1):** Measurement grid: dx=5mm, dy=5mm


Maximum value of peak Total field = 28.977 V/m

Probe Modulation Factor = 0.970

Device Reference Point: 0, 0, -6.3 mm

Reference Value = 12.012 V/m; Power Drift = 0.04 dB

**Hearing Aid Near-Field Category: M4 (AWF 0 dB)**

|   |   |                                       |  |
|---|---|---------------------------------------|--|
|  | Document<br><b>Annex A to Hearing Aid Compatibility RF Emissions Test Report for the BlackBerry® Smartphone model RDD71UW/REM71UW</b> |                                       | Page<br><b>87 (107)</b>                    |
| Author Data<br><b>Daoud Attayi</b>  | Dates of Test<br><b>Mar. 22-23, Apr. 05, May 13-16, 2011</b>  | Report No<br><b>RTS-2579-1107-18C</b> | FCC ID<br><b>L6ARDD70UW<br/>L6AREM70UW</b> |

Peak E-field in V/m

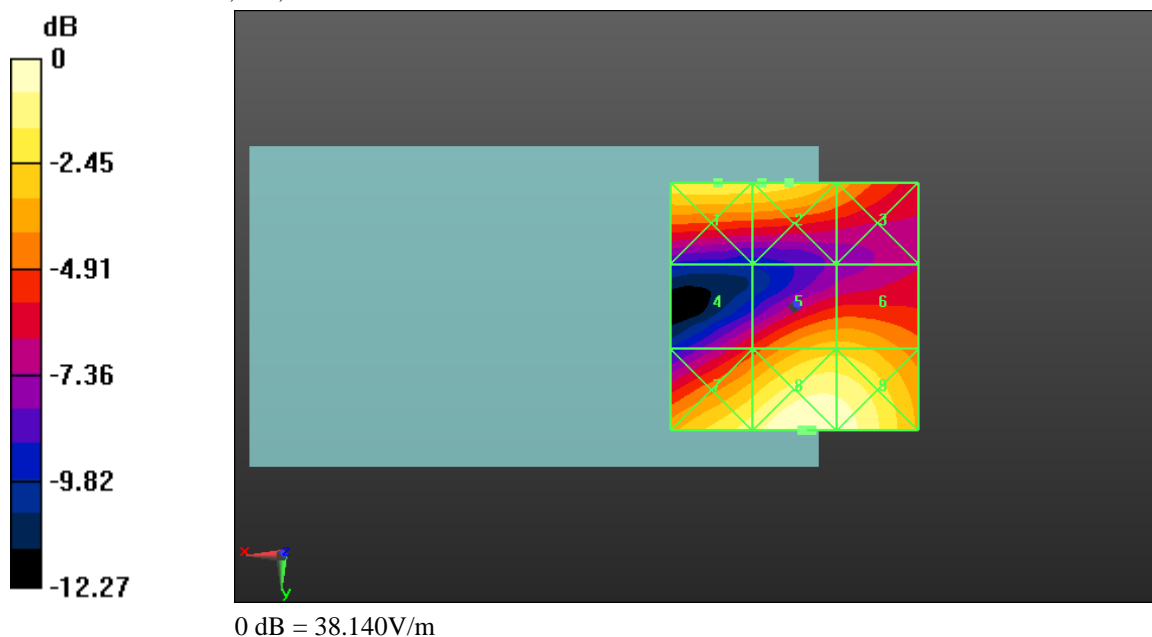
|                            |                            |                            |
|----------------------------|----------------------------|----------------------------|
| Grid 1<br><b>28.075 M4</b> | Grid 2<br><b>29.012 M4</b> | Grid 3<br><b>26.661 M4</b> |
| Grid 4<br><b>14.167 M4</b> | Grid 5<br><b>17.590 M4</b> | Grid 6<br><b>17.487 M4</b> |
| Grid 7<br><b>26.682 M4</b> | Grid 8<br><b>28.977 M4</b> | Grid 9<br><b>27.772 M4</b> |


**Cursor:**

Total = 29.012 V/m

E Category: M4

Location: 1, -25, 8.7 mm



|   |   |                                       |  |
|---|---|---------------------------------------|--|
|  | Document<br><b>Annex A to Hearing Aid Compatibility RF Emissions Test Report for the BlackBerry® Smartphone model RDD71UW/REM71UW</b> |                                       | Page<br><b>88 (107)</b>                    |
| Author Data<br><b>Daoud Attayi</b>  | Dates of Test<br><b>Mar. 22-23, Apr. 05, May 13-16, 2011</b>  | Report No<br><b>RTS-2579-1107-18C</b> | FCC ID<br><b>L6ARDD70UW<br/>L6AREM70UW</b> |

Date/Time: 5/16/2011 3:47:10 PM

Test Laboratory: RIM Testing Services

## **HAC RF\_E-Field\_UMTS\_band\_IV\_telecoil**

**DUT: BlackBerry Smartphone; Type: Sample**

Communication System: WCDMA FDD IV; Frequency: 1712.4 MHz; Communication System PAR: 0 dB

Medium parameters used:  $\sigma = 0$  mho/m,  $\epsilon_r = 1$ ;  $\rho = 0$  kg/m<sup>3</sup>

Phantom section: RF Section

Measurement Standard: DASYS (IEEE/IEC/ANSI C63.19-2007)

DASY5 Configuration:

- Probe: ER3DV6 - SN2286; ConvF(1, 1, 1); Calibrated: 1/14/2011
- Sensor-Surface: (Fix Surface)
- Electronics: DAE3 Sn473; Calibrated: 1/21/2011
- Phantom: HAC RF Test Arch with AMCC; Type: SD HAC P01 BA;
- Measurement SW: DASY52, Version 52.6 (2); SEMCAD X Version 14.4.4 (2829)

## **Device E-Field measurement with ER probe/E Scan - ER3D - 2007: 15 mm from Probe Center to the Device Telecoil cent/Hearing Aid Compatibility Test**

**(101x101x1):** Measurement grid: dx=5mm, dy=5mm


Maximum value of peak Total field = 38.455 V/m

Probe Modulation Factor = 0.970

Device Reference Point: 0, 0, -6.3 mm

Reference Value = 21.914 V/m; Power Drift = -0.11 dB

**Hearing Aid Near-Field Category: M4 (AWF 0 dB)**

|   |   |                                       |  |
|---|---|---------------------------------------|--|
|  | Document<br><b>Annex A to Hearing Aid Compatibility RF Emissions Test Report for the BlackBerry® Smartphone model RDD71UW/REM71UW</b> |                                       | Page<br><b>89 (107)</b>                    |
| Author Data<br><b>Daoud Attayi</b>  | Dates of Test<br><b>Mar. 22-23, Apr. 05, May 13-16, 2011</b>  | Report No<br><b>RTS-2579-1107-18C</b> | FCC ID<br><b>L6ARDD70UW<br/>L6AREM70UW</b> |

Peak E-field in V/m

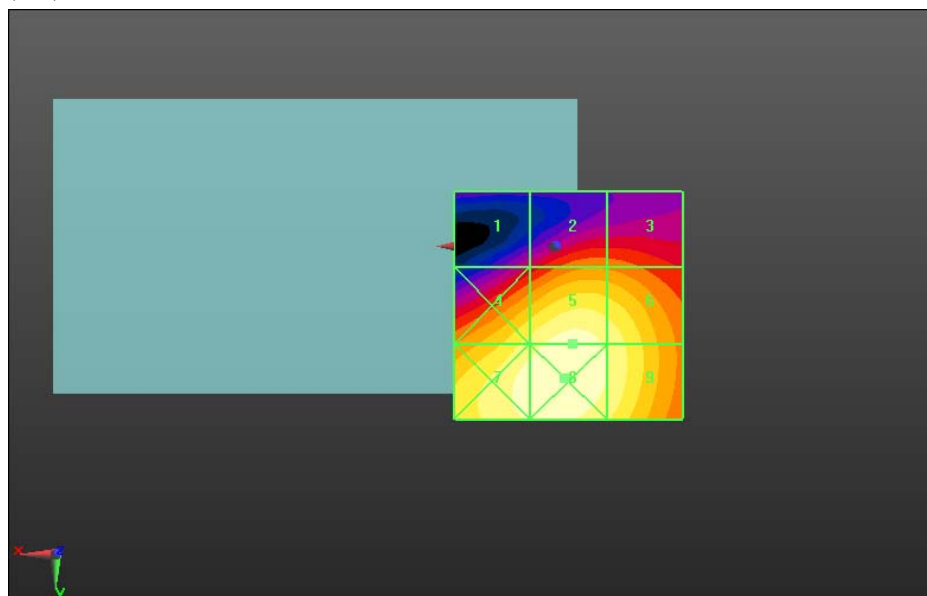
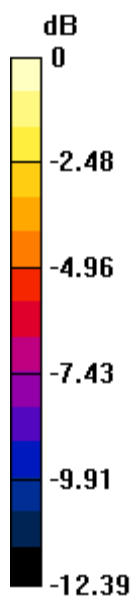
|                            |                            |                            |
|----------------------------|----------------------------|----------------------------|
| Grid 1<br><b>19.146 M4</b> | Grid 2<br><b>24.888 M4</b> | Grid 3<br><b>24.554 M4</b> |
| Grid 4<br><b>34.768 M4</b> | Grid 5<br><b>38.455 M4</b> | Grid 6<br><b>35.967 M4</b> |
| Grid 7<br><b>38.624 M4</b> | Grid 8<br><b>40.269 M4</b> | Grid 9<br><b>36.679 M4</b> |

**Cursor:**


Total = 40.269 V/m

E Category: M4

Location: -2, 29, 8.7 mm



0 dB = 40.270V/m

|   |   |                                       |   |
|---|---|---------------------------------------|---|
|  | Document<br><b>Annex A to Hearing Aid Compatibility RF Emissions Test<br/> Report for the BlackBerry® Smartphone model<br/> RDD71UW/REM71UW</b> |                                       | Page<br><b>90 (107)</b>                     |
| Author Data<br><b>Daoud Attayi</b>  | Dates of Test<br><b>Mar. 22-23, Apr. 05, May<br/> 13-16, 2011</b>   | Report No<br><b>RTS-2579-1107-18C</b> | FCC ID<br><b>L6ARDD70UW<br/> L6AREM70UW</b> |

Date/Time: 5/13/2011 3:26:42 PM, Date/Time: 5/13/2011 3:30:46 PM, Date/Time: 5/13/2011 3:36:04 PM

Test Laboratory: RIM Testing Services

## **HAC RF\_H-Field\_GSM850**

**DUT: BlackBerry Smartphone; Type: Sample**


Communication System: GSM 850; Frequency: 824.2 MHz, Frequency: 836.8 MHz, Frequency: 848.8 MHz; Communication System PAR: 9.191 dB  
Medium parameters used:  $\sigma = 0$  mho/m,  $\epsilon_r = 1$ ;  $\rho = 0$  kg/m<sup>3</sup>  
Phantom section: RF Section  
Measurement Standard: DASY5 (IEEE/IEC/ANSI C63.19-2007)

DASY5 Configuration:

- Probe: H3DV6 - SN6105; ; Calibrated: 11/18/2010
- Sensor-Surface: (Fix Surface)
- Electronics: DAE3 Sn473; Calibrated: 1/21/2011
- Phantom: HAC RF Test Arch with AMCC; Type: SD HAC P01 BA;
- Measurement SW: DASY52, Version 52.6 (2); SEMCAD X Version 14.4.4 (2829)

## **Device H-Field measurement with H3DV6 probe/H Scan - H3DV6 - 2007: 15 mm from Probe Center to the Device/Hearing Aid Compatibility Test (101x101x1):**

Measurement grid: dx=5mm, dy=5mm  
Maximum value of peak Total field = 0.445 A/m  
Probe Modulation Factor = 2.870  
Device Reference Point: 0, 0, -6.3 mm  
Reference Value = 0.078 A/m; Power Drift = 0.0049 dB  
**Hearing Aid Near-Field Category: M4 (AWF -5 dB)**

|   |   |                                       |  |
|---|---|---------------------------------------|--|
|  | Document  |                                       | Page                                       |
|   | <b>Annex A to Hearing Aid Compatibility RF Emissions Test<br/>Report for the BlackBerry® Smartphone model<br/>RDD71UW/REM71UW</b> |                                       | <b>91 (107)</b>                            |
| Author Data<br><b>Daoud Attayi</b>  | Dates of Test<br><b>Mar. 22-23, Apr. 05, May<br/>13-16, 2011</b>  | Report No<br><b>RTS-2579-1107-18C</b> | FCC ID<br><b>L6ARDD70UW<br/>L6AREM70UW</b> |

Peak H-field in A/m

|                           |                           |                           |
|---------------------------|---------------------------|---------------------------|
| Grid 1<br><b>0.445 M4</b> | Grid 2<br><b>0.313 M4</b> | Grid 3<br><b>0.201 M4</b> |
| Grid 4<br><b>0.399 M4</b> | Grid 5<br><b>0.279 M4</b> | Grid 6<br><b>0.176 M4</b> |
| Grid 7<br><b>0.384 M4</b> | Grid 8<br><b>0.261 M4</b> | Grid 9<br><b>0.153 M4</b> |

**Cursor:**

Total = 0.445 A/m

H Category: M4

Location: 25, -25, 8.7 mm

**Device H-Field measurement with H3DV6 probe/H Scan - H3DV6 -  
2007: 15 mm from Probe Center to the Device 2/Hearing Aid  
Compatibility Test (101x101x1):** Measurement grid: dx=5mm, dy=5mm

Maximum value of peak Total field = 0.544 A/m

Probe Modulation Factor = 2.870


Device Reference Point: 0, 0, -6.3 mm

Reference Value = 0.102 A/m; Power Drift = 0.16 dB

**Hearing Aid Near-Field Category: M3 (AWF -5 dB)**

Peak H-field in A/m

|                           |                           |                           |
|---------------------------|---------------------------|---------------------------|
| Grid 1<br><b>0.544 M3</b> | Grid 2<br><b>0.389 M4</b> | Grid 3<br><b>0.259 M4</b> |
| Grid 4<br><b>0.487 M3</b> | Grid 5<br><b>0.354 M4</b> | Grid 6<br><b>0.231 M4</b> |
| Grid 7<br><b>0.486 M3</b> | Grid 8<br><b>0.340 M4</b> | Grid 9<br><b>0.199 M4</b> |

|   |   |                                       |  |
|---|---|---------------------------------------|--|
|  | Document<br><b>Annex A to Hearing Aid Compatibility RF Emissions Test Report for the BlackBerry® Smartphone model RDD71UW/REM71UW</b> |                                       | Page<br><b>92 (107)</b>                    |
| Author Data<br><b>Daoud Attayi</b>  | Dates of Test<br><b>Mar. 22-23, Apr. 05, May 13-16, 2011</b>  | Report No<br><b>RTS-2579-1107-18C</b> | FCC ID<br><b>L6ARDD70UW<br/>L6AREM70UW</b> |

**Cursor:**

Total = 0.544 A/m  
H Category: M3  
Location: 25, -25, 8.7 mm

**Device H-Field measurement with H3DV6 probe/H Scan - H3DV6 - 2007: 15 mm from Probe Center to the Device 2 2/Hearing Aid**

**Compatibility Test (101x101x1):** Measurement grid: dx=5mm, dy=5mm

Maximum value of peak Total field = 0.638 A/m

Probe Modulation Factor = 2.870

Device Reference Point: 0, 0, -6.3 mm

Reference Value = 0.122 A/m; Power Drift = -0.11 dB

**Hearing Aid Near-Field Category: M3 (AWF -5 dB)**


Peak H-field in A/m

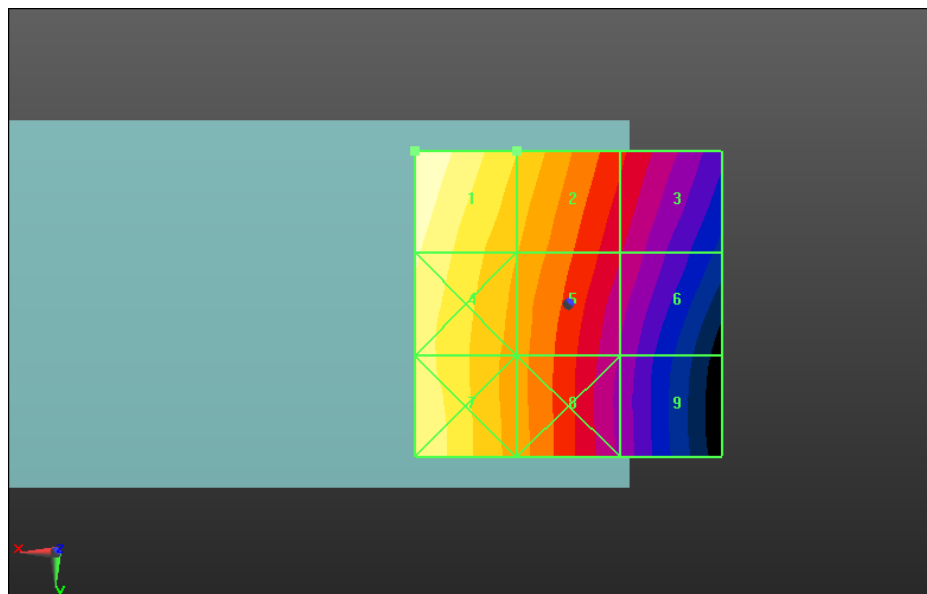
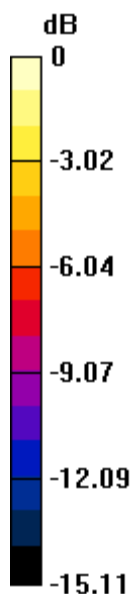
|                           |                           |                           |
|---------------------------|---------------------------|---------------------------|
| Grid 1<br><b>0.638 M3</b> | Grid 2<br><b>0.463 M3</b> | Grid 3<br><b>0.300 M4</b> |
| Grid 4<br><b>0.586 M3</b> | Grid 5<br><b>0.430 M4</b> | Grid 6<br><b>0.277 M4</b> |
| Grid 7<br><b>0.602 M3</b> | Grid 8<br><b>0.437 M4</b> | Grid 9<br><b>0.274 M4</b> |

**Cursor:**


Total = 0.638 A/m  
H Category: M3  
Location: 25, -25, 8.7 mm



|   |   |                                       |   |
|---|---|---------------------------------------|---|
|  | Document<br><b>Annex A to Hearing Aid Compatibility RF Emissions Test<br/> Report for the BlackBerry® Smartphone model<br/> RDD71UW/REM71UW</b> |                                       | Page<br><b>93 (107)</b>                     |
| Author Data<br><b>Daoud Attayi</b>  | Dates of Test<br><b>Mar. 22-23, Apr. 05, May<br/> 13-16, 2011</b>   | Report No<br><b>RTS-2579-1107-18C</b> | FCC ID<br><b>L6ARDD70UW<br/> L6AREM70UW</b> |



0 dB = 0.440A/m

|   |   |                                       |   |
|---|---|---------------------------------------|---|
|  | Document<br><b>Annex A to Hearing Aid Compatibility RF Emissions Test<br/> Report for the BlackBerry® Smartphone model<br/> RDD71UW/REM71UW</b> |                                       | Page<br><b>94 (107)</b>                     |
| Author Data<br><b>Daoud Attayi</b>  | Dates of Test<br><b>Mar. 22-23, Apr. 05, May<br/> 13-16, 2011</b>   | Report No<br><b>RTS-2579-1107-18C</b> | FCC ID<br><b>L6ARDD70UW<br/> L6AREM70UW</b> |

Date/Time: 5/13/2011 3:48:16 PM

Test Laboratory: RIM Testing Services

## **HAC RF\_H-Field\_GSM850\_telecoil**

**DUT: BlackBerry Smartphone; Type: Sample**

Communication System: GSM 850; Frequency: 848.8 MHz; Communication System PAR:  
9.191 dB

Medium parameters used:  $\sigma = 0$  mho/m,  $\epsilon_r = 1$ ;  $\rho = 0$  kg/m<sup>3</sup>

Phantom section: RF Section

Measurement Standard: DASY5 (IEEE/IEC/ANSI C63.19-2007)

DASY5 Configuration:

- Probe: H3DV6 - SN6105; ; Calibrated: 11/18/2010
- Sensor-Surface: (Fix Surface)
- Electronics: DAE3 Sn473; Calibrated: 1/21/2011
- Phantom: HAC RF Test Arch with AMCC; Type: SD HAC P01 BA;
- Measurement SW: DASY52, Version 52.6 (2); SEMCAD X Version 14.4.4 (2829)

## **Device H-Field measurement with H3DV6 probe/H Scan - H3DV6 - 2007: 15 mm from Probe Center to the Device 2 2 2/Hearing Aid Compatibility Test**

**(101x101x1):** Measurement grid: dx=5mm, dy=5mm


Maximum value of peak Total field = 0.577 A/m

Probe Modulation Factor = 2.870

Device Reference Point: 0, 0, -6.3 mm

Reference Value = 0.125 A/m; Power Drift = 0.00019 dB

**Hearing Aid Near-Field Category: M3 (AWF -5 dB)**

|   |   |                                       |  |
|---|---|---------------------------------------|--|
|  | Document<br><b>Annex A to Hearing Aid Compatibility RF Emissions Test Report for the BlackBerry® Smartphone model RDD71UW/REM71UW</b> |                                       | Page<br><b>95 (107)</b>                    |
| Author Data<br><b>Daoud Attayi</b>  | Dates of Test<br><b>Mar. 22-23, Apr. 05, May 13-16, 2011</b>  | Report No<br><b>RTS-2579-1107-18C</b> | FCC ID<br><b>L6ARDD70UW<br/>L6AREM70UW</b> |

Peak H-field in A/m

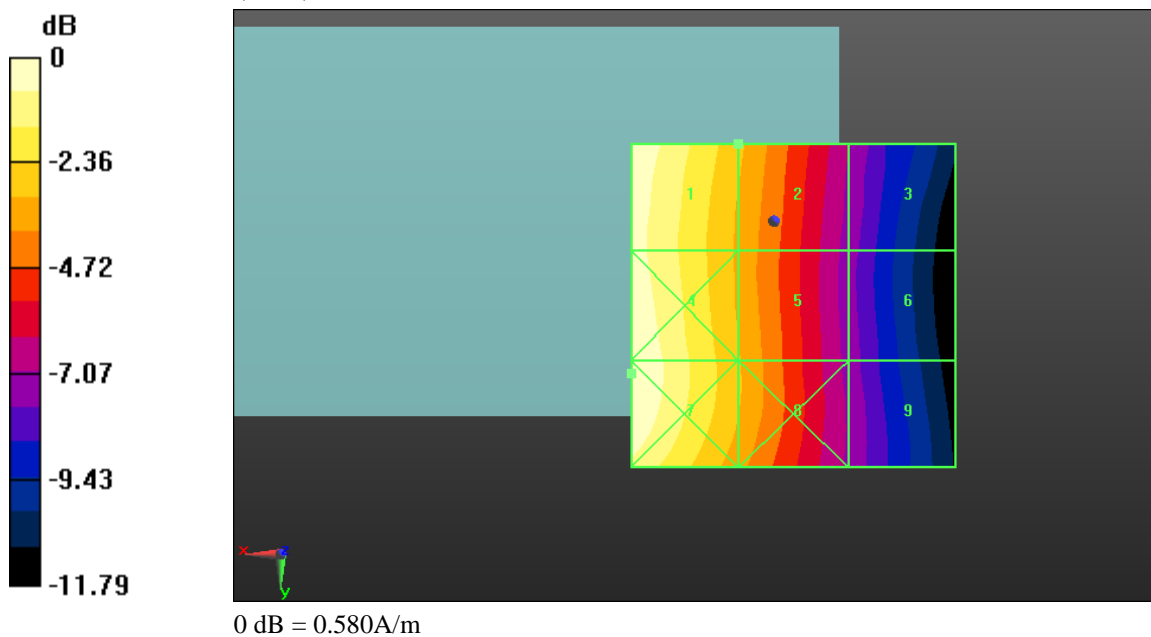
|                           |                           |                           |
|---------------------------|---------------------------|---------------------------|
| Grid 1<br><b>0.577 M3</b> | Grid 2<br><b>0.414 M4</b> | Grid 3<br><b>0.260 M4</b> |
| Grid 4<br><b>0.576 M3</b> | Grid 5<br><b>0.408 M4</b> | Grid 6<br><b>0.249 M4</b> |
| Grid 7<br><b>0.577 M3</b> | Grid 8<br><b>0.409 M4</b> | Grid 9<br><b>0.255 M4</b> |


**Cursor:**

Total = 0.577 A/m

H Category: M3

Location: 22, 23.5, 8.7 mm



|   |   |                                       |  |                 |
|---|---|---------------------------------------|--|-----------------|
|  | Document  |                                       |  | Page            |
|   | <b>Annex A to Hearing Aid Compatibility RF Emissions Test<br/>Report for the BlackBerry® Smartphone model<br/>RDD71UW/REM71UW</b> |                                       |  | <b>96 (107)</b> |
| Author Data<br><b>Daoud Attayi</b>  | Dates of Test<br><b>Mar. 22-23, Apr. 05, May<br/>13-16, 2011</b>  | Report No<br><b>RTS-2579-1107-18C</b> | FCC ID<br><b>L6ARDD70UW<br/>L6AREM70UW</b> |                 |

Date/Time: 5/16/2011 10:37:36 AM, Date/Time: 5/16/2011 10:42:27 AM, Date/Time: 5/16/2011 10:47:43 AM

Test Laboratory: RIM Testing Services

## **HAC RF\_H-Field\_GSM1900**

**DUT: BlackBerry Smartphone; Type: Sample**


Communication System: GSM 1900; Frequency: 1850.2 MHz, Frequency: 1880 MHz,  
Frequency: 1909.8 MHz; Communication System PAR: 9.191 dB  
Medium parameters used:  $\sigma = 0$  mho/m,  $\epsilon_r = 1$ ;  $\rho = 0$  kg/m<sup>3</sup>  
Phantom section: RF Section  
Measurement Standard: DASY5 (IEEE/IEC/ANSI C63.19-2007)

DASY5 Configuration:

- Probe: H3DV6 - SN6105; ; Calibrated: 11/18/2010
- Sensor-Surface: (Fix Surface)
- Electronics: DAE3 Sn472; Calibrated: 3/7/2011
- Phantom: HAC RF Test Arch with AMCC; Type: SD HAC P01 BA;
- Measurement SW: DASY52, Version 52.6 (2); SEMCAD X Version 14.4.4 (2829)

## **Device H-Field measurement with H3DV6 probe/H Scan - H3DV6 - 2007: 15 mm from Probe Center to the Device/Hearing Aid Compatibility Test (101x101x1):**

Measurement grid: dx=5mm, dy=5mm  
Maximum value of peak Total field = 0.227 A/m  
Probe Modulation Factor = 2.870  
Device Reference Point: 0, 0, -6.3 mm  
Reference Value = 0.084 A/m; Power Drift = -0.42 dB  
**Hearing Aid Near-Field Category: M3 (AWF -5 dB)**

|   |   |                                       |  |
|---|---|---------------------------------------|--|
|  | Document  |                                       | Page                                       |
|   | <b>Annex A to Hearing Aid Compatibility RF Emissions Test Report for the BlackBerry® Smartphone model RDD71UW/REM71UW</b> |                                       | <b>97 (107)</b>                            |
| Author Data<br><b>Daoud Attayi</b>  | Dates of Test<br><b>Mar. 22-23, Apr. 05, May 13-16, 2011</b>  | Report No<br><b>RTS-2579-1107-18C</b> | FCC ID<br><b>L6ARDD70UW<br/>L6AREM70UW</b> |

Peak H-field in A/m

|                           |                           |                           |
|---------------------------|---------------------------|---------------------------|
| Grid 1<br><b>0.339 M2</b> | Grid 2<br><b>0.259 M2</b> | Grid 3<br><b>0.223 M3</b> |
| Grid 4<br><b>0.216 M3</b> | Grid 5<br><b>0.227 M3</b> | Grid 6<br><b>0.223 M3</b> |
| Grid 7<br><b>0.176 M3</b> | Grid 8<br><b>0.192 M3</b> | Grid 9<br><b>0.192 M3</b> |

**Cursor:**

Total = 0.339 A/m

H Category: M2

Location: 25, -25, 8.7 mm

**Device H-Field measurement with H3DV6 probe/H Scan - H3DV6 - 2007: 15 mm from Probe Center to the Device 2/Hearing Aid Compatibility Test (101x101x1):** Measurement grid: dx=5mm, dy=5mm

Maximum value of peak Total field = 0.203 A/m

Probe Modulation Factor = 2.870


Device Reference Point: 0, 0, -6.3 mm

Reference Value = 0.071 A/m; Power Drift = -0.07 dB

**Hearing Aid Near-Field Category: M3 (AWF -5 dB)**

Peak H-field in A/m

|                           |                           |                           |
|---------------------------|---------------------------|---------------------------|
| Grid 1<br><b>0.285 M2</b> | Grid 2<br><b>0.235 M3</b> | Grid 3<br><b>0.193 M3</b> |
| Grid 4<br><b>0.194 M3</b> | Grid 5<br><b>0.203 M3</b> | Grid 6<br><b>0.192 M3</b> |
| Grid 7<br><b>0.141 M3</b> | Grid 8<br><b>0.163 M3</b> | Grid 9<br><b>0.162 M3</b> |

|   |   |                                       |  |
|---|---|---------------------------------------|--|
|  | Document  |                                       | Page                                       |
|   | <b>Annex A to Hearing Aid Compatibility RF Emissions Test<br/>Report for the BlackBerry® Smartphone model<br/>RDD71UW/REM71UW</b> |                                       | <b>98 (107)</b>                            |
| Author Data<br><b>Daoud Attayi</b>  | Dates of Test<br><b>Mar. 22-23, Apr. 05, May<br/>13-16, 2011</b>  | Report No<br><b>RTS-2579-1107-18C</b> | FCC ID<br><b>L6ARDD70UW<br/>L6AREM70UW</b> |

**Cursor:**

Total = 0.285 A/m  
H Category: M2  
Location: 25, -25, 8.7 mm

**Device H-Field measurement with H3DV6 probe/H Scan - H3DV6 -  
2007: 15 mm from Probe Center to the Device 2 2/Hearing Aid**

**Compatibility Test (101x101x1):** Measurement grid: dx=5mm, dy=5mm

Maximum value of peak Total field = 0.185 A/m

Probe Modulation Factor = 2.870

Device Reference Point: 0, 0, -6.3 mm

Reference Value = 0.067 A/m; Power Drift = -0.20 dB


**Hearing Aid Near-Field Category: M3 (AWF -5 dB)**

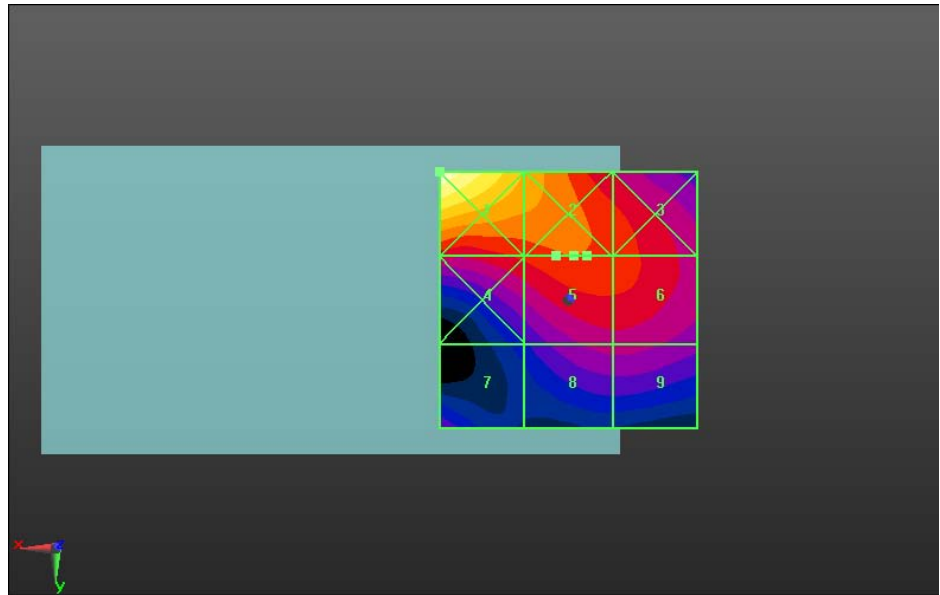
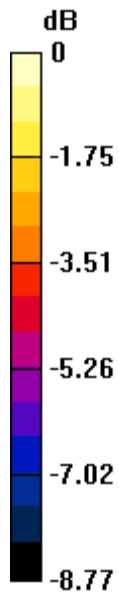
Peak H-field in A/m

|                           |                           |                           |
|---------------------------|---------------------------|---------------------------|
| Grid 1<br><b>0.261 M2</b> | Grid 2<br><b>0.211 M3</b> | Grid 3<br><b>0.170 M3</b> |
| Grid 4<br><b>0.183 M3</b> | Grid 5<br><b>0.185 M3</b> | Grid 6<br><b>0.169 M3</b> |
| Grid 7<br><b>0.136 M4</b> | Grid 8<br><b>0.147 M3</b> | Grid 9<br><b>0.145 M3</b> |


**Cursor:**

Total = 0.261 A/m  
H Category: M2  
Location: 25, -25, 8.7 mm

|   |   |                                       |   |
|---|---|---------------------------------------|---|
|  | Document<br><b>Annex A to Hearing Aid Compatibility RF Emissions Test<br/> Report for the BlackBerry® Smartphone model<br/> RDD71UW/REM71UW</b> |                                       | Page<br><b>99 (107)</b>                     |
| Author Data<br><b>Daoud Attayi</b>  | Dates of Test<br><b>Mar. 22-23, Apr. 05, May<br/> 13-16, 2011</b>   | Report No<br><b>RTS-2579-1107-18C</b> | FCC ID<br><b>L6ARDD70UW<br/> L6AREM70UW</b> |



0 dB = 0.340A/m

|   |   |                                       |   |
|---|---|---------------------------------------|---|
|  | Document<br><b>Annex A to Hearing Aid Compatibility RF Emissions Test<br/> Report for the BlackBerry® Smartphone model<br/> RDD71UW/REM71UW</b> |                                       | Page<br><b>100 (107)</b>                    |
| Author Data<br><b>Daoud Attayi</b>  | Dates of Test<br><b>Mar. 22-23, Apr. 05, May<br/> 13-16, 2011</b>   | Report No<br><b>RTS-2579-1107-18C</b> | FCC ID<br><b>L6ARDD70UW<br/> L6AREM70UW</b> |

Date/Time: 5/16/2011 10:54:01 AM

Test Laboratory: RIM Testing Services

## **HAC RF\_H-Field\_GSM1900\_telecoil**

**DUT: BlackBerry Smartphone; Type: Sample**

Communication System: GSM 1900; Frequency: 1850.2 MHz; Communication System PAR: 9.191 dB

Medium parameters used:  $\sigma = 0$  mho/m,  $\epsilon_r = 1$ ;  $\rho = 0$  kg/m<sup>3</sup>

Phantom section: RF Section

Measurement Standard: DASY5 (IEEE/IEC/ANSI C63.19-2007)

DASY5 Configuration:

- Probe: H3DV6 - SN6105; ; Calibrated: 11/18/2010
- Sensor-Surface: (Fix Surface)
- Electronics: DAE3 Sn472; Calibrated: 3/7/2011
- Phantom: HAC RF Test Arch with AMCC; Type: SD HAC P01 BA;
- Measurement SW: DASY52, Version 52.6 (2); SEMCAD X Version 14.4.4 (2829)

## **Device H-Field measurement with H3DV6 probe/H Scan - H3DV6 - 2007: 15 mm from Probe Center to the Device 2 2 2/Hearing Aid Compatibility Test**

**(101x101x1):** Measurement grid: dx=5mm, dy=5mm

Maximum value of peak Total field = 0.212 A/m


Probe Modulation Factor = 2.870

Device Reference Point: 0, 0, -6.3 mm

Reference Value = 0.082 A/m; Power Drift = -0.23 dB

**Hearing Aid Near-Field Category: M3 (AWF -5 dB)**



|   |   |                                       |  |
|---|---|---------------------------------------|--|
|  | Document<br><b>Annex A to Hearing Aid Compatibility RF Emissions Test Report for the BlackBerry® Smartphone model RDD71UW/REM71UW</b> |                                       | Page<br><b>101 (107)</b>                   |
| Author Data<br><b>Daoud Attayi</b>  | Dates of Test<br><b>Mar. 22-23, Apr. 05, May 13-16, 2011</b>  | Report No<br><b>RTS-2579-1107-18C</b> | FCC ID<br><b>L6ARDD70UW<br/>L6AREM70UW</b> |

Peak H-field in A/m

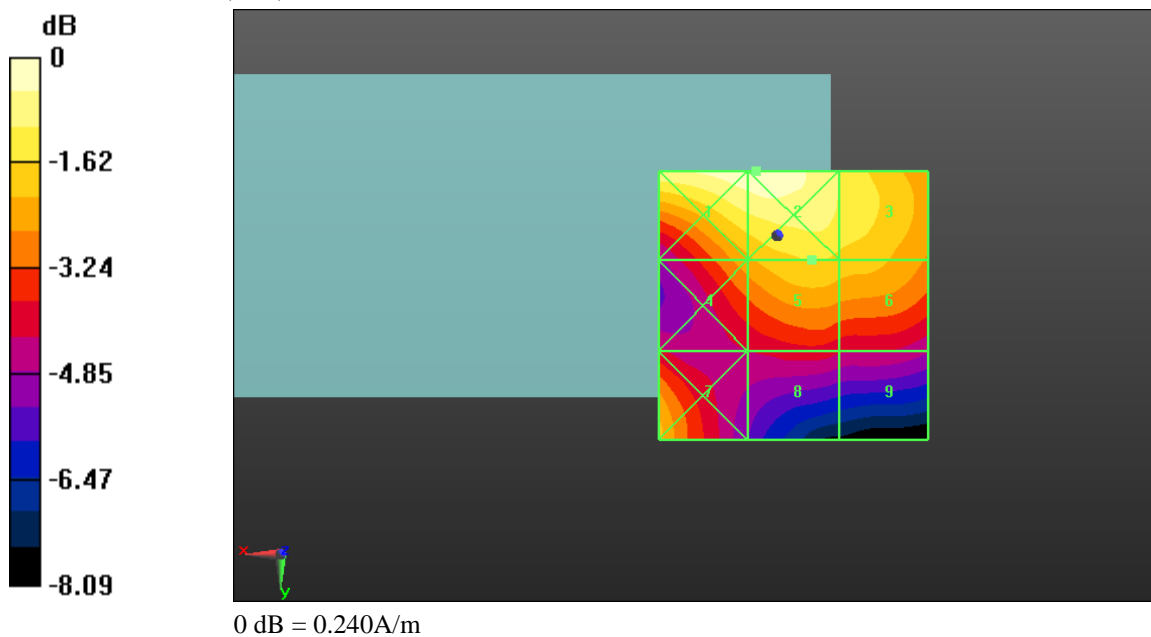
|                           |                           |                           |
|---------------------------|---------------------------|---------------------------|
| Grid 1<br><b>0.235 M3</b> | Grid 2<br><b>0.235 M3</b> | Grid 3<br><b>0.212 M3</b> |
| Grid 4<br><b>0.184 M3</b> | Grid 5<br><b>0.200 M3</b> | Grid 6<br><b>0.196 M3</b> |
| Grid 7<br><b>0.192 M3</b> | Grid 8<br><b>0.152 M3</b> | Grid 9<br><b>0.148 M3</b> |


**Cursor:**

Total = 0.235 A/m

H Category: M3

Location: 4, -12, 8.7 mm



|   |   |                                       |   |
|---|---|---------------------------------------|---|
|  | Document<br><b>Annex A to Hearing Aid Compatibility RF Emissions Test<br/> Report for the BlackBerry® Smartphone model<br/> RDD71UW/REM71UW</b> |                                       | Page<br><b>102 (107)</b>                    |
| Author Data<br><b>Daoud Attayi</b>  | Dates of Test<br><b>Mar. 22-23, Apr. 05, May<br/> 13-16, 2011</b>   | Report No<br><b>RTS-2579-1107-18C</b> | FCC ID<br><b>L6ARDD70UW<br/> L6AREM70UW</b> |

Date/Time: 5/16/2011 1:51:15 PM, Date/Time: 5/16/2011 1:56:35 PM, Date/Time: 5/16/2011 2:00:41 PM

Test Laboratory: RIM Testing Services

### **HAC RF\_H-Field\_UMTS\_band IV**

**DUT: BlackBerry Smartphone; Type: Sample**


Communication System: WCDMA FDD IV; Frequency: 1712.4 MHz, Frequency: 1732.6 MHz, Frequency: 1752.6 MHz; Communication System PAR: 0 dB  
Medium parameters used:  $\sigma = 0$  mho/m,  $\epsilon_r = 1$ ;  $\rho = 0$  kg/m<sup>3</sup>  
Phantom section: RF Section  
Measurement Standard: DASYS (IEEE/IEC/ANSI C63.19-2007)

DASY5 Configuration:

- Probe: H3DV6 - SN6105; ; Calibrated: 11/18/2010
- Sensor-Surface: (Fix Surface)
- Electronics: DAE3 Sn472; Calibrated: 3/7/2011
- Phantom: HAC RF Test Arch with AMCC; Type: SD HAC P01 BA;
- Measurement SW: DASY52, Version 52.6 (2); SEMCAD X Version 14.4.4 (2829)

### **Device H-Field measurement with H3DV6 probe/H Scan - H3DV6 - 2007: 15 mm from Probe Center to the Device/Hearing Aid Compatibility Test (101x101x1):**

Measurement grid: dx=5mm, dy=5mm  
Maximum value of peak Total field = 0.103 A/m  
Probe Modulation Factor = 0.970  
Device Reference Point: 0, 0, -6.3 mm  
Reference Value = 0.124 A/m; Power Drift = -0.16 dB  
**Hearing Aid Near-Field Category: M4 (AWF 0 dB)**

|   |   |                                       |  |
|---|---|---------------------------------------|--|
|  | Document  |                                       | Page                                       |
|   | <b>Annex A to Hearing Aid Compatibility RF Emissions Test<br/>Report for the BlackBerry® Smartphone model<br/>RDD71UW/REM71UW</b> |                                       | <b>103 (107)</b>                           |
| Author Data<br><b>Daoud Attayi</b>  | Dates of Test<br><b>Mar. 22-23, Apr. 05, May<br/>13-16, 2011</b>  | Report No<br><b>RTS-2579-1107-18C</b> | FCC ID<br><b>L6ARDD70UW<br/>L6AREM70UW</b> |

Peak H-field in A/m

|                           |                           |                           |
|---------------------------|---------------------------|---------------------------|
| Grid 1<br><b>0.097 M4</b> | Grid 2<br><b>0.103 M4</b> | Grid 3<br><b>0.098 M4</b> |
| Grid 4<br><b>0.096 M4</b> | Grid 5<br><b>0.103 M4</b> | Grid 6<br><b>0.098 M4</b> |
| Grid 7<br><b>0.107 M4</b> | Grid 8<br><b>0.089 M4</b> | Grid 9<br><b>0.084 M4</b> |

**Cursor:**

Total = 0.107 A/m

H Category: M4

Location: 25, 25, 8.7 mm

**Device H-Field measurement with H3DV6 probe/H Scan - H3DV6 -  
2007: 15 mm from Probe Center to the Device 2/Hearing Aid  
Compatibility Test (101x101x1):** Measurement grid: dx=5mm, dy=5mm

Maximum value of peak Total field = 0.099 A/m

Probe Modulation Factor = 0.970


Device Reference Point: 0, 0, -6.3 mm

Reference Value = 0.118 A/m; Power Drift = 0.04 dB

**Hearing Aid Near-Field Category: M4 (AWF 0 dB)**

Peak H-field in A/m

|                           |                           |                           |
|---------------------------|---------------------------|---------------------------|
| Grid 1<br><b>0.093 M4</b> | Grid 2<br><b>0.099 M4</b> | Grid 3<br><b>0.096 M4</b> |
| Grid 4<br><b>0.088 M4</b> | Grid 5<br><b>0.099 M4</b> | Grid 6<br><b>0.096 M4</b> |
| Grid 7<br><b>0.099 M4</b> | Grid 8<br><b>0.085 M4</b> | Grid 9<br><b>0.082 M4</b> |

|   |   |                                       |   |
|---|---|---------------------------------------|---|
|  | Document<br><b>Annex A to Hearing Aid Compatibility RF Emissions Test<br/> Report for the BlackBerry® Smartphone model<br/> RDD71UW/REM71UW</b> |                                       | Page<br><br><b>104 (107)</b>                |
| Author Data<br><b>Daoud Attayi</b>  | Dates of Test<br><b>Mar. 22-23, Apr. 05, May<br/> 13-16, 2011</b>   | Report No<br><b>RTS-2579-1107-18C</b> | FCC ID<br><b>L6ARDD70UW<br/> L6AREM70UW</b> |

**Cursor:**

Total = 0.099 A/m  
H Category: M4  
Location: -2.5, -7.5, 8.7 mm

**Device H-Field measurement with H3DV6 probe/H Scan - H3DV6 -  
2007: 15 mm from Probe Center to the Device 2 2/Hearing Aid**

**Compatibility Test (101x101x1):** Measurement grid: dx=5mm, dy=5mm


Maximum value of peak Total field = 0.083 A/m

Probe Modulation Factor = 0.970

Device Reference Point: 0, 0, -6.3 mm

Reference Value = 0.095 A/m; Power Drift = -0.06 dB

**Hearing Aid Near-Field Category: M4 (AWF 0 dB)**

|   |   |                                       |  |
|---|---|---------------------------------------|--|
|  | Document<br><b>Annex A to Hearing Aid Compatibility RF Emissions Test Report for the BlackBerry® Smartphone model RDD71UW/REM71UW</b> |                                       | Page<br><b>105 (107)</b>                   |
| Author Data<br><b>Daoud Attayi</b>  | Dates of Test<br><b>Mar. 22-23, Apr. 05, May 13-16, 2011</b>  | Report No<br><b>RTS-2579-1107-18C</b> | FCC ID<br><b>L6ARDD70UW<br/>L6AREM70UW</b> |

Peak H-field in A/m

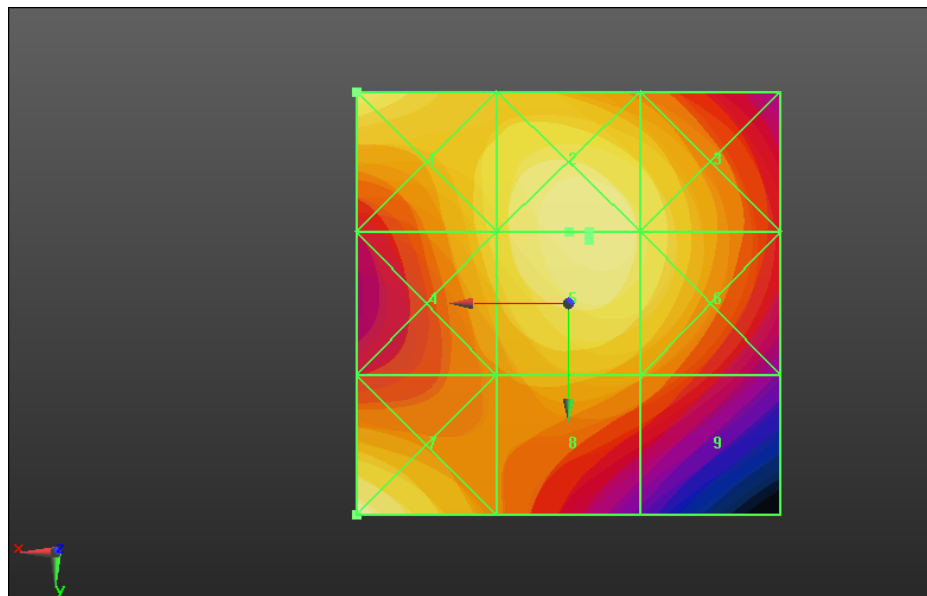
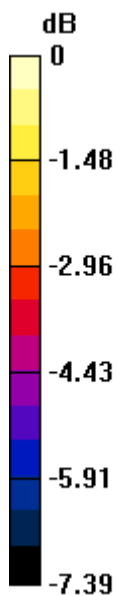
|                           |                           |                           |
|---------------------------|---------------------------|---------------------------|
| Grid 1<br><b>0.095 M4</b> | Grid 2<br><b>0.083 M4</b> | Grid 3<br><b>0.081 M4</b> |
| Grid 4<br><b>0.075 M4</b> | Grid 5<br><b>0.083 M4</b> | Grid 6<br><b>0.081 M4</b> |
| Grid 7<br><b>0.080 M4</b> | Grid 8<br><b>0.071 M4</b> | Grid 9<br><b>0.070 M4</b> |

**Cursor:**


Total = 0.095 A/m

H Category: M4

Location: 25, -25, 8.7 mm



0 dB = 0.110A/m

|   |   |                                       |  |
|---|---|---------------------------------------|--|
|  | Document<br><b>Annex A to Hearing Aid Compatibility RF Emissions Test Report for the BlackBerry® Smartphone model RDD71UW/REM71UW</b> |                                       | Page<br><b>106 (107)</b>                   |
| Author Data<br><b>Daoud Attayi</b>  | Dates of Test<br><b>Mar. 22-23, Apr. 05, May 13-16, 2011</b>  | Report No<br><b>RTS-2579-1107-18C</b> | FCC ID<br><b>L6ARDD70UW<br/>L6AREM70UW</b> |

Date/Time: 5/16/2011 2:05:45 PM

Test Laboratory: RIM Testing Services

## **HAC RF\_H-Field\_UMTS\_band IV\_telecoil**

**DUT: BlackBerry Smartphone; Type: Sample**

Communication System: WCDMA FDD IV; Frequency: 1712.4 MHz; Communication System PAR: 0 dB

Medium parameters used:  $\sigma = 0$  mho/m,  $\epsilon_r = 1$ ;  $\rho = 0$  kg/m<sup>3</sup>

Phantom section: RF Section

Measurement Standard: DASY5 (IEEE/IEC/ANSI C63.19-2007)

DASY5 Configuration:

- Probe: H3DV6 - SN6105; ; Calibrated: 11/18/2010
- Sensor-Surface: (Fix Surface)
- Electronics: DAE3 Sn472; Calibrated: 3/7/2011
- Phantom: HAC RF Test Arch with AMCC; Type: SD HAC P01 BA;
- Measurement SW: DASY52, Version 52.6 (2); SEMCAD X Version 14.4.4 (2829)

## **Device H-Field measurement with H3DV6 probe/H Scan - H3DV6 - 2007: 15 mm from Probe Center to the Device 2 2 2/Hearing Aid Compatibility Test**

**(101x101x1):** Measurement grid: dx=5mm, dy=5mm


Maximum value of peak Total field = 0.099 A/m

Probe Modulation Factor = 0.970

Device Reference Point: 0, 0, -6.3 mm

Reference Value = 0.119 A/m; Power Drift = -0.06 dB

**Hearing Aid Near-Field Category: M4 (AWF 0 dB)**

|   |   |                                       |  |
|---|---|---------------------------------------|--|
|  | Document<br><b>Annex A to Hearing Aid Compatibility RF Emissions Test Report for the BlackBerry® Smartphone model RDD71UW/REM71UW</b> |                                       | Page<br><b>107 (107)</b>                   |
| Author Data<br><b>Daoud Attayi</b>  | Dates of Test<br><b>Mar. 22-23, Apr. 05, May 13-16, 2011</b>  | Report No<br><b>RTS-2579-1107-18C</b> | FCC ID<br><b>L6ARDD70UW<br/>L6AREM70UW</b> |

Peak H-field in A/m

|                           |                           |                           |
|---------------------------|---------------------------|---------------------------|
| Grid 1<br><b>0.096 M4</b> | Grid 2<br><b>0.099 M4</b> | Grid 3<br><b>0.090 M4</b> |
| Grid 4<br><b>0.093 M4</b> | Grid 5<br><b>0.090 M4</b> | Grid 6<br><b>0.081 M4</b> |
| Grid 7<br><b>0.103 M4</b> | Grid 8<br><b>0.077 M4</b> | Grid 9<br><b>0.059 M4</b> |

**Cursor:**

Total = 0.103 A/m

H Category: M4

Location: 22, 33.5, 8.7 mm

