

EMI Test Report

Tested in accordance with
Federal Communications Commission (FCC)
Personal Communications Services
CFR 47, Part 15 Subpart C
&
Industry Canada (IC) RSS-210, RSS-GEN




A division of Research In Motion Limited

REPORT NO.: RTS-2579-1107-66B

PRODUCT MODEL NO.: RDD71UW, RDX71UW
TYPE NAME: BlackBerry® smartphone
FCC ID: L6ARDD70UW, L6ARDX70UW
IC: 2503A-RDD70UW, 2503A-RDX70UW

DATE: July 15, 2011

	EMI Test Report for the BlackBerry® smartphone Model RDD71UW, RDX71UW	
Test Report No. RTS-2579-1107-66B	Dates of Test April 18 and July 06, 2011	FCC ID: L6ARDD70UW IC: 2503A-RDD70UW FCC ID: L6ARDX70UW IC: 2503A-RDX70UW

Statement of Performance:

The BlackBerry® smartphone, model RDD71UW, part number CER-39234-001 Rev4, and its accessories perform within the requirements of the test standards when configured and operated under RIM's operation instructions.

The BlackBerry® smartphone, model RDX71UW, part number CER-39229-001 Rev1, and its accessories perform within the requirements of the test standards when configured and operated under RIM's operation instructions.

Declaration:

We hereby certify that:

The test data reported herein is an accurate record of the performance of the sample(s) tested.

The test results are valid for the tested unit (s) only.

The test equipment used was suitable for the tests performed and within manufacturer's published specifications and operating parameters.

The test methods were consistent with the methods described in the relevant standards.

Documented by:



Savtej S. Sandhu
Regulatory Compliance Specialist
Date: July 15, 2011

Reviewed by:



Heng Lin
Regulatory Compliance Specialist
Date: July 18, 2011

Reviewed and Approved by:



Masud S. Attayi, P.Eng.
Manager, Regulatory Compliance
Date: July 18, 2011



		EMI Test Report for the BlackBerry® smartphone Model RDD71UW, RDX71UW
Test Report No. RTS-2579-1107-66B	Dates of Test April 18 and July 06, 2011	FCC ID: L6ARDD70UW IC: 2503A-RDD70UW FCC ID: L6ARDX70UW IC: 2503A-RDX70UW

Table of Contents

A.	Scope.....	4
B.	Associated Documents	4
C.	Product Identification.....	4
D.	Support Equipment Used for the Testing of the EUT	6
E.	Test Results Chart	7
F.	Summary of Results.....	8
G.	Compliance Test Equipment Used.....	13
	APPENDIX 1 – AC CONDUCTED EMISSIONS TEST DATA/PLOTS.....	14
	APPENDIX 2 – BLUETOOTH CONDUCTED EMISSIONS TEST DATA/PLOTS	22
	APPENDIX 3 – 802.11b/g/n CONDUCTED EMISSIONS TEST DATA/PLOTS	46
	APPENDIX 4 – NEAR FIELD COMMUNICATIONS TEST DATA/PLOTS	70

	EMI Test Report for the BlackBerry® smartphone Model RDD71UW, RDX71UW	
Test Report No. RTS-2579-1107-66B	Dates of Test April 18 and July 06, 2011	FCC ID: L6ARDD70UW IC: 2503A-RDD70UW FCC ID: L6ARDX70UW IC: 2503A-RDX70UW

A. Scope

This report details the results of compliance tests which were performed in accordance to the requirements of:

- o FCC CFR 47 Part 15, Subpart C, October, 2010
- o Industry Canada, RSS-210, Issue 8, December 2010, Licence-exempt Radio Apparatus
- o Industry Canada, RSS-GEN, Issue 3, December 2010, General Requirements and Information for the Certification of Radio Apparatus

B. Associated Documents

1. RDD71UW_HW_Declaration_CER-39234-001_Rev2
2. RDD71UW_HW_Declaration_CER-39234-001_Rev3
3. RDD71UW_HW_Declaration_CER-39234-001_Rev4
4. MultiSourceDeclaration_RDD71UW_b887
5. MultiSourceDeclaration_RDD71UW_b1069
6. Test Report 1-3314-01-03_11-A
7. Test Report 1-3314-01-04_11-A
8. BlackBerrySystemSimilarity_RDD71UW_RDX71UW


C. Product Identification

Manufactured by Research In Motion Limited whose headquarters is located at:
 295 Phillip Street
 Waterloo, Ontario
 Canada, N2L 3W8
 Phone: 519 888 7465
 Fax: 519 888 6906

The equipment under test (EUT) was tested at the following locations:

RIM Testing Services EMI test facilities	
305 Phillip Street	440 Phillip Street
Waterloo, Ontario	Waterloo, Ontario
Canada, N2L 3W8	Canada, N2L 5R9
Phone: 519 888 7465	Phone: 519 888 7465
Fax: 519 888 6906	Fax: 519 888 6906

The testing was performed on April 18 and July 06, 2011.

		EMI Test Report for the BlackBerry® smartphone Model RDD71UW, RDX71UW	
Test Report No. RTS-2579-1107-66B	Dates of Test April 18 and July 06, 2011	FCC ID: L6ARDD70UW IC: 2503A-RDD70UW	FCC ID: L6ARDX70UW IC: 2503A-RDX70UW

The sample EUT included:

SAMPLE	MODEL	CER NUMBER	PIN	SOFTWARE
1	RDD71UW	CER-39234-001 Rev1	27269C46	V6.1.0.53 (Platform:8.0.0.167) Bundle 522
2	RDD71UW	CER-39234-001 Rev4	27AE9E19	V7.0.0.118 (Platform:8.0.0.233) Bundle 887
3	RDD71UW	CER-39234-001 Rev4	27AE9E1E	V7.0.0.169 (Platform:8.0.0.267) Bundle 1069
4	RDD71UW	CER-39234-001 Rev4	27AE9DCD	V7.0.0.169 (Platform:8.0.0.267) Bundle 1069

AC Line Conducted Emissions testing was performed on sample 4.
Conducted Emissions testing was performed on samples 1 and 2.
Near Field Communications testing was performed on samples 2 and 3.


Only the characteristics that may have been affected by the changes from model RDD71UW Rev1 to RDD71UW Rev4 were re-tested. For more information, see RDD71UW_HW_Declaration_CER-39234-001_Rev2, RDD71UW_HW_Declaration_CER-39234-001_Rev3 and RDD71UW_HW_Declaration_CER-39234-001_Rev4.

Only the characteristics that may have been affected by the changes from RDD71UW to RDX71UW were re-tested.
For more information, see BlackBerrySystemSimilarity_RDD71UW_RDX71UW.

To view the differences between software bundles 522 and 1069, see documents MultiSourceDeclaration_RDD71UW_b887 and MultiSourceDeclaration_RDD71UW_b1069.


BlackBerry® smartphone Accessories Tested

- 1) Alt. Fixed Blade Charger, part number HDW-24481-001 (model number PSM04A-050QRIM) with an output voltage of 5.0 volts dc.
- 2) Captive Cable Charger, part number HDW-17957-003, with an output voltage of 5.0 volts DC, 750 mA.
- 3) Alt. 1 Stereo Headset, part number HDW-24529-001, with a lead length of 1.1 metres
- 4) Premium Stereo Headset, part number HDW-15766-005, with a lead length of 1.1 metres
- 5) USB Data Cable, part number HDW-06610-005, 1.50 metres long.

	EMI Test Report for the BlackBerry® smartphone Model RDD71UW, RDX71UW	
Test Report No. RTS-2579-1107-66B	Dates of Test April 18 and July 06, 2011	FCC ID: L6ARDD70UW IC: 2503A-RDD70UW FCC ID: L6ARDX70UW IC: 2503A-RDX70UW


D. Support Equipment Used for the Testing of the EUT

No support equipment used. See section *G. Compliance Test Equipment Used.*

		EMI Test Report for the BlackBerry® smartphone Model RDD71UW, RDX71UW	
Test Report No. RTS-2579-1107-66B	Dates of Test April 18 and July 06, 2011	FCC ID: L6ARDD70UW IC: 2503A-RDD70UW	FCC ID: L6ARDX70UW IC: 2503A-RDX70UW

E. Test Results Chart

SPECIFICATION		TEST TYPE	Meets Requirements	TEST DATA
FCC CFR 47	IC			APPENDIX
Part 15.207	RSS-210 RSS-GEN	Conducted AC Line Emission	Pass	1
Part 15.209 Part 15.247	RSS-210 RSS-GEN	BT Radiated Spurious Emissions	See Test Report 1-3314-01-03_11-A	-
Part 15.209 Part 15.247	RSS-210 RSS-GEN	BT Radiated Band Edge Compliance	See Test Report 1-3314-01-03_11-A	-
Part 15.209 Part 15.247	RSS-210 RSS-GEN	802.11b/g/n Radiated Spurious Emissions	See Test Report 1-3314-01-04_11-A	-
Part 15.209 Part 15.247	RSS-210 RSS-GEN	802.11b/g/n Radiated Band Edge Compliance	See Test Report 1-3314-01-04_11-A	-
Part 15.247(a)	RSS-210	BT, 20 dB Bandwidth	Pass	2
Part 15.247(a)	RSS-210	BT, Carrier Frequency Separation	Pass	2
Part 15.247(a)	RSS-210	BT, Number of Hopping Frequencies	Pass	2
Part 15.247(a)	RSS-210	BT, Time of Occupancy (Dwell Time)	Pass	2
Part 15.247(b)	RSS-210	BT, Maximum Peak Conducted Output Power	Pass	2
Part 15.247(c)	RSS-210	BT, Band-Edge Compliance of RF Conducted Emissions	Pass	2
Part 15.247(c)	RSS-210	BT, Spurious RF Conducted Emissions	Pass	2
Part 15.247(b)	RSS-210	802.11b/g/n, 6 dB Bandwidth	Pass	3
Part 15.247(b)	RSS-210	802.11b/g/n, Maximum Conducted Output Power	Pass	3
Part 15.247(b)	RSS-210	802.11b/g/n, Band-Edge	Pass	3
Part 15.247(b)	RSS-210	802.11b/g/n, Peak Power Spectral Density	Pass	3
Part 15.247(b)	RSS-210	802.11b/g/n, Spurious RF Conducted Emissions	Pass	3
Part 15.209 Part 15.225(a)	RSS-210 RSS-GEN	Near Field Communications, Radiated Emissions	Pass	4
Part 15.225(e)	RSS-210	Near Field Communications, Occupied Bandwidth	Pass	4
Part 15.225(e)	RSS-210	Near Field Communications, Frequency Stability	Pass	4

		EMI Test Report for the BlackBerry® smartphone Model RDD71UW, RDX71UW
Test Report No. RTS-2579-1107-66B	Dates of Test April 18 and July 06, 2011	FCC ID: L6ARDD70UW IC: 2503A-RDD70UW FCC ID: L6ARDX70UW IC: 2503A-RDX70UW

F. Summary of Results

1) AC LINE CONDUCTED EMISSIONS

The conducted emissions were measured using the test procedure outlined in CISPR Recommendation 22 through a 50 Ohm Line Impedance Stabilization Network (LISN), which was inserted in the power line to the equipment to provide the specified impedance for measurements. The EUT was placed on a nonconductive wooden table, 80 cm high that was positioned 40 cm from a vertical ground plane. The RF output of the network was connected to an EMI receiver system with characteristics that duplicate those of the receiver specified in CISPR Publication 16. BlackBerry® smartphone was in battery charging mode. The input voltage was 120 V, 60 Hz.


The following test configurations were measured for model RDD71UW:

Test Configuration	Operating Mode(s)	Charger + Accessories
1	Bluetooth Tx + Audio Playing	Alt. Fixed Blade Charger + Premium Stereo Headset + USB Cable 1.5m
2	802.11b Tx + Video Playing	Captive Cable Charger + Alt. 1 Stereo Headset

The sample EUT's conducted emissions were compared with respect to the FCC CFR 47 Part 15, Subpart C and IC RSS-210 limits. The sample EUT had a worst case test margin of 5.22 dB below the QP limit at 0.150 MHz using the QP detector and 15.79 dB below the AVE limit at 0.537 MHz using the AVE detector in Test Configuration 1.

See APPENDIX 1 for the test data.

Measurement Uncertainty ± 3.0 dB

		EMI Test Report for the BlackBerry® smartphone Model RDD71UW, RDX71UW
Test Report No. RTS-2579-1107-66B	Dates of Test April 18 and July 06, 2011	FCC ID: L6ARDD70UW IC: 2503A-RDD70UW FCC ID: L6ARDX70UW IC: 2503A-RDX70UW

2) BLUETOOTH RF CONDUCTED EMISSIONS

The following test configurations were measured for model RDD71UW:

The Bluetooth conducted RF emissions from the BlackBerry® smartphone were measured using the methods outlined in FCC CFR 47 Part 15, Subpart C.

a) 20 dB Bandwidth

The BlackBerry® smartphone met the requirements of the 20 dB bandwidth as per 47 CFR 15.247(a) and RSS-210. Low channel (0), middle channel (39) and high channel (78) were measured. The result includes both normal data rate and EDR. The worst case 20 dB Bandwidth was 0.967 MHz for channel 0 in normal data rate mode and 1.313 MHz for channel 78 in EDR mode.
See APPENDIX 2 for the test data.

b) Carrier Frequency Separation

The BlackBerry® smartphone met the requirements of the carrier frequency separation as per 47 CFR 15.247(a) and RSS-210. Channel 38 to 39 was measured. The result includes both normal data rate and EDR.
See APPENDIX 2 for the test data.

c) Number of Hopping Frequencies


The BlackBerry® smartphone met the requirements of the number of hopping frequencies as per 47 CFR 15.247(a) and RSS-210. The number of hopping channels measured was 79.
See APPENDIX 2 for the test data.

d) Time of Occupancy (Dwell Time)

The EUT met the requirements of the dwell time as per 47 CFR 15.247(a) and RSS-210. Low channel (0), middle channel (39) and high channel (78) were measured in DH1, DH3 and DH5 modes. Bluetooth was operating in frequency hopping (Euro/US) mode during the measurements.
See APPENDIX 2 for the test data.

e) Maximum Peak Conducted Output Power

The BlackBerry® smartphone met the requirements of the maximum peak conducted output power as per 47 CFR 15.247(b) and RSS-210. Low channel (0), middle channel (39) and high channel (78) were measured. The result includes both normal data rate and EDR. The worst case Conducted Output Power level was 8.50 dBm (0.00708 W) for Channel 39 in normal data rate mode and 8.50 dBm (0.00708 W) for channel 39 in EDR mode.
See APPENDIX 2 for the test data.

		EMI Test Report for the BlackBerry® smartphone Model RDD71UW, RDX71UW
Test Report No. RTS-2579-1107-66B	Dates of Test April 18 and July 06, 2011	FCC ID: L6ARDD70UW IC: 2503A-RDD70UW FCC ID: L6ARDX70UW IC: 2503A-RDX70UW

f) Band-Edge Compliance of RF Conducted Emissions

The BlackBerry® smartphone met the requirements of the band-edge compliance of RF conducted emissions as per 47 CFR 15.247(c) and RSS-210. Channels 0 and 78 were measured in frequency hopping (Euro/US) mode and single frequency mode. The result includes both normal data rate and EDR.

See APPENDIX 2 for the test data.

g) Spurious RF Conducted Emissions

The BlackBerry® smartphone met the requirements of the spurious RF conducted emissions as per 47 CFR 15.247(c) and RSS-210. The frequency range measured was 10 MHz to 26 GHz. Low channel (0), middle channel (39) and high channel (78) were measured in single frequency mode and frequency hopping (Euro/US) mode. The result includes both normal data rate and EDR.

See APPENDIX 2 for the test data.

3) 802.11b/g/n RF CONDUCTED EMISSIONS

The following test configurations were measured for model RDD71UW:

The 802.11b/g/n conducted RF emissions from the BlackBerry® smartphone were measured using the methods outlined in FCC CFR 47 Part 15, Subpart C.

a) 6dB Bandwidth


The EUT met the requirements of the 6 dB bandwidth as per 47 CFR 15.247(b) and RSS-210. Low channel (1), middle channel (6) and high channel (11) were measured. The worst case 6 dB Bandwidth was 11.17 MHz for channel 11 in 802.11b mode, 16.63 MHz for channels 1 and 6 in 802.11g mode, and 17.80 MHz for channel 1 in 802.11n mode.

See APPENDIX 3 for the test data.

b) Maximum Conducted Output Power

The EUT met the requirements of the maximum conducted output power as per 47 CFR 15.247(b) and RSS-210. Low channel (1), middle channel (6) and high channel (11) were measured. The worst case Conducted Output Power level was 17.67 dBm (58.48 mW) for channel 1 in 802.11b mode, 15.83 dBm (38.28 mW) for channel 6 in 802.11g mode, and 15.70 dBm (37.15 mW) for channel 6 in 802.11n mode.

See APPENDIX 3 for the test data

			EMI Test Report for the BlackBerry® smartphone Model RDD71UW, RDX71UW		
Test Report No. RTS-2579-1107-66B		Dates of Test April 18 and July 06, 2011		FCC ID: L6ARDD70UW IC: 2503A-RDD70UW FCC ID: L6ARDX70UW IC: 2503A-RDX70UW	

- c) **Band-Edge Compliance of RF Conducted Emissions**
 The EUT met the requirements of band-edge compliance of RF conducted emissions as per 47 CFR 15.247(b) and RSS-210. Low channel (1) and high channel (11) were measured.
 See APPENDIX 3 for the test data.
- d) **Peak Power Spectral Density**
 The EUT met the requirements of peak power spectral density as per 47 CFR 15.247(b) and RSS-210. Low channel (1), middle channel (6) and high channel (11) were measured.
 See APPENDIX 3 for the test data.
- e) **Spurious RF Conducted Emissions**
 The EUT met the requirements of the spurious RF conducted emissions as per 47 CFR 15.247(c) and RSS-210. The frequency range measured was 30 MHz to 26 GHz. Low channel (1), middle channel (6) and high channel (11) were measured.
 See APPENDIX 3 for the test data.

4) Near Field Communications (NFC)

The following test configurations were measured for model RDD71UW:


The Near Field Communications emissions from the BlackBerry® smartphone were measured using the methods outlined in FCC CFR 47 Part 15, Subpart C.

- a) **Radiated Emissions**
 The BlackBerry® smartphone was measured in standalone configuration transmitting at 13.56 MHz. The system's radiated emission levels were compared with respect to the FCC CFR 47 Part 15 Subpart C, 15.209, 15.225(a) and RSS-210/RSS-GEN.

The NFC emissions were investigated from 9 kHz to 1 GHz. The sample EUT has a field strength measurement of 52.04 dBuV/m.


See APPENDIX 4 for the test data.

- b) **Occupied Bandwidth**
 The EUT met the requirements of the Occupied bandwidth as per 47 CFR 15 C and RSS-210. The EUT was measured in test mode with modulation on and transmitting at 13.56 MHz.
 See APPENDIX 4 for the test data.

	EMI Test Report for the BlackBerry® smartphone Model RDD71UW, RDX71UW	
Test Report No. RTS-2579-1107-66B	Dates of Test April 18 and July 06, 2011	FCC ID: L6ARDD70UW IC: 2503A-RDD70UW FCC ID: L6ARDX70UW IC: 2503A-RDX70UW


c) Frequency Stability

The EUT met the requirements of the Frequency Stability as per 47 CFR 15.225(e) and RSS-210. The EUT was measured in test mode with modulation on and transmitting at 13.56 MHz.
See APPENDIX 4 for the test data.


		EMI Test Report for the BlackBerry® smartphone Model RDD71UW, RDX71UW
Test Report No. RTS-2579-1107-66B	Dates of Test April 18 and July 06, 2011	FCC ID: L6ARDD70UW IC: 2503A-RDD70UW FCC ID: L6ARDX70UW IC: 2503A-RDX70UW

G. Compliance Test Equipment Used

<u>UNIT</u>	<u>MANUFACTURER</u>	<u>MODEL</u>	<u>SERIAL NUMBER</u>	<u>CAL DUE DATE</u> (YY MM DD)	<u>USE</u>
EMI Test Receiver	Rohde & Schwarz	ESIB 40	100255	11-11-28	Conducted/Radiated Emissions
EMI Test Receiver	Rohde & Schwarz	ESU 40	100162	11-11-29	Conducted/Radiated Emissions
Hybrid Log Antenna	EMC Automation	HLP-3003C	017401	12-01-13	Radiated Emissions
Horn Antenna	CMT	LHA 0180	R52734-001	12-01-21	Radiated Emissions
Horn Antenna	ETS-Lindgren	3117	47563	11-07-15	Radiated Emissions
Preamplifier	Rohde & Schwarz	TS-ANA4-SP	001	11-12-01	Radiated Emissions
Preamplifier	Sonoma	310N/11909A	185831	11-11-14	Radiated Emissions
Preamplifier	Rohde & Schwarz	TS-ANA-SP	001	11-12-01	Radiated Emissions
L.I.S.N.	Rohde & Schwarz	ENV216	100060	11-12-10	Conducted Emissions
Environment Monitor	Omega	iTHX-SD	0380561	11-10-13	Radiated Emissions
EMC Analyzer	Agilent	E7405A	US40240226	11-12-10	Radiated Emissions
Spectrum Analyzer	HP	8563E	3745A08112	11-09-30	RF Conducted Emissions
DC Power Supply	HP	6632B	US37472178	11-08-30	RF Conducted Emissions
Environment Monitor	Omega	iTHX-SD	0340060	11-10-13	RF Conducted Emissions
Temperature Probe	Control Company	23609-234	21352860	11-09-14	Frequency Stability
Environmental Chamber	Test Equity	107	0900246	N/R	Frequency Stability
Bluetooth Tester	Rohde & Schwarz	CBT	119549	11-12-08	RF Conducted Emissions
Bluetooth Tester	Rohde & Schwarz	CBT35	100368	11-11-27	Radiated Emissions
Bluetooth Tester	Rohde & Schwarz	CBT35	100370	11-11-29	Radiated Emissions
Power Meter	Agilent	N1911A	MY45100951	11-08-12	RF Conducted / Frequency Stability
Power Sensor	Agilent	N1921A	MY45241383	11-09-01	RF Conducted / Frequency Stability
Digital Multimeter	Hewlett Packard	34401A	US36042324	11-10-28	Conducted/Radiated Emissions
Environment Monitor	Omega	iTHX-SD	0380567	11-10-13	Radiated Emissions
Active Loop Antenna	ETS-Lindgren	6507	00126538	12-06-09	Radiated Emissions

	EMI Test Report for the BlackBerry® smartphone Model RDD71UW, RDX71UW APPENDIX 1	
Test Report No. RTS-2579-1107-66B	Dates of Test April 18 and July 06, 2011	FCC ID: L6ARDD70UW IC: 2503A-RDD70UW FCC ID: L6ARDX70UW IC: 2503A-RDX70UW

APPENDIX 1 – AC CONDUCTED EMISSIONS TEST DATA/PLOTS

	EMI Test Report for the BlackBerry® smartphone Model RDD71UW, RDX71UW	
	APPENDIX 1	
Test Report No. RTS-2579-1107-66B	Dates of Test April 18 and July 06, 2011	FCC ID: L6ARDD70UW IC: 2503A-RDD70UW FCC ID: L6ARDX70UW IC: 2503A-RDX70UW

AC Conducted Emission Test Results

The following test configurations were measured for model RDD71UW:

The following tests were performed by Savtej Sandhu.

Test Configuration 1

The BlackBerry® smartphone was tested on July 06, 2011.

The environmental test conditions were: Temperature: 24 °C
Relative Humidity: 47 %

Frequency (MHz)	Line	Reading (QP) (dBµV)	Correction Factor (dB)	Corrected Reading (QP) (dB)	Limit (QP) (dBµV)	Margin (QP) Limits (dB)
0.150	L1	49.57	11.20	60.78	66.00	-5.22
0.164	L1	48.05	11.11	59.16	65.30	-6.14
0.164	N	45.36	11.14	56.50	65.30	-8.80
0.173	N	44.59	11.08	55.66	64.80	-9.14
0.186	L1	45.19	10.95	56.14	64.20	-8.06
0.195	N	42.52	10.92	53.44	63.80	-10.36
0.200	L1	43.94	10.86	54.80	63.60	-8.80
0.204	N	41.56	10.85	52.42	63.40	-10.98
0.209	L1	42.83	10.80	53.63	63.30	-9.67
0.218	N	43.30	10.76	54.06	62.90	-8.84
0.231	L1	41.33	10.64	51.97	62.40	-10.43
0.254	L1	39.72	10.48	50.20	61.60	-11.40
0.263	N	36.73	10.44	47.17	61.40	-14.23
0.294	N	34.28	10.22	44.49	60.40	-15.91
0.299	L1	36.73	10.17	46.90	60.30	-13.40
0.303	N	33.90	10.17	44.07	60.20	-16.13
0.308	L1	38.59	10.15	48.74	60.00	-11.26
0.357	N	30.79	10.09	40.88	58.80	-17.92
0.537	N	33.54	9.90	43.44	56.00	-12.56
0.560	L1	30.29	9.88	40.17	56.00	-15.84

APPENDIX 1
Test Report No.
 RTS-2579-1107-66B


Dates of Test
 April 18 and July 06, 2011

FCC ID: L6ARDD70UW **IC:** 2503A-RDD70UW
FCC ID: L6ARDX70UW **IC:** 2503A-RDX70UW

AC Conducted Emissions Test Results cont'd
Test Configuration 1

Frequency (MHz)	Line	Reading (QP) (dBµV)	Correction Factor (dB)	Corrected Reading (QP) (dB)	Limit (QP) (dBµV)	Margin (QP) Limits (dB)
0.897	L1	32.32	9.81	42.13	56.00	-13.87
1.145	N	30.31	9.80	40.11	56.00	-15.89
1.523	N	27.52	9.81	37.33	56.00	-18.67
1.581	L1	27.51	9.81	37.32	56.00	-18.68
2.139	N	26.56	9.83	36.39	56.00	-19.61
2.166	L1	27.51	9.83	37.34	56.00	-18.66
3.651	N	22.83	9.90	32.72	56.00	-23.28
3.741	L1	26.65	9.89	36.54	56.00	-19.46
10.113	L1	25.39	9.97	35.35	60.00	-24.65
11.864	L1	28.89	10.01	38.91	60.00	-21.09

Frequency (MHz)	Line	Reading (AVE) (dBµV)	Correction Factor (dB)	Corrected Reading (AVE) (dB)	Limit (AVE) (dBµV)	Margin (AVE) Limits (dB)
0.150	L1	27.81	11.20	39.02	56.00	-16.99
0.231	L1	20.02	10.64	30.66	52.40	-21.74
0.299	L1	18.61	10.17	28.77	50.30	-21.53
0.303	N	15.78	10.17	25.95	50.20	-24.25
0.537	N	20.31	9.90	30.21	46.00	-15.79
0.560	L1	17.27	9.88	27.15	46.00	-18.85
0.897	L1	20.35	9.81	30.16	46.00	-15.84
1.145	N	16.50	9.80	26.30	46.00	-19.70
1.523	N	14.59	9.81	24.41	46.00	-21.60
1.581	L1	16.10	9.81	25.90	46.00	-20.10


	EMI Test Report for the BlackBerry® smartphone Model RDD71UW, RDX71UW	
	APPENDIX 1	
Test Report No. RTS-2579-1107-66B	Dates of Test April 18 and July 06, 2011	FCC ID: L6ARDD70UW IC: 2503A-RDD70UW FCC ID: L6ARDX70UW IC: 2503A-RDX70UW

AC Conducted Emissions Test Results cont'd

Test Configuration 1

Frequency (MHz)	Line	Reading (AVE) (dBµV)	Correction Factor (dB)	Corrected Reading (AVE) (dB)	Limit (AVE) (dBµV)	Margin (AVE) Limits (dB)
2.139	N	13.40	9.83	23.23	46.00	-22.77
2.166	L1	17.30	9.83	27.13	46.00	-18.87
3.651	N	12.19	9.90	22.09	46.00	-23.91
3.741	L1	15.98	9.89	25.88	46.00	-20.12
11.864	L1	18.53	10.01	28.55	50.00	-21.45

All other emission levels had a test margin of greater than 25 dB.
 Measurements were done with the quasi-peak and average detectors.
 See figure 1-1 and figure 1-2 for the measurement plot of the L1 and N lines of AC power line conducted emissions.

	EMI Test Report for the BlackBerry® smartphone Model RDD71UW, RDX71UW APPENDIX 1	
	Test Report No. RTS-2579-1107-66B	Dates of Test April 18 and July 06, 2011

AC Conducted Emissions Test Graphs

Test Configuration 1

Figure 1-1: L1 lines

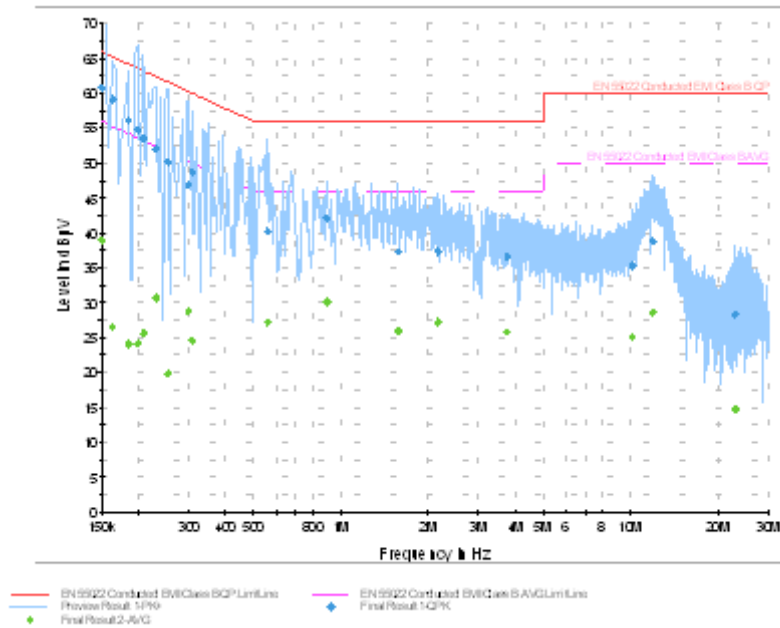
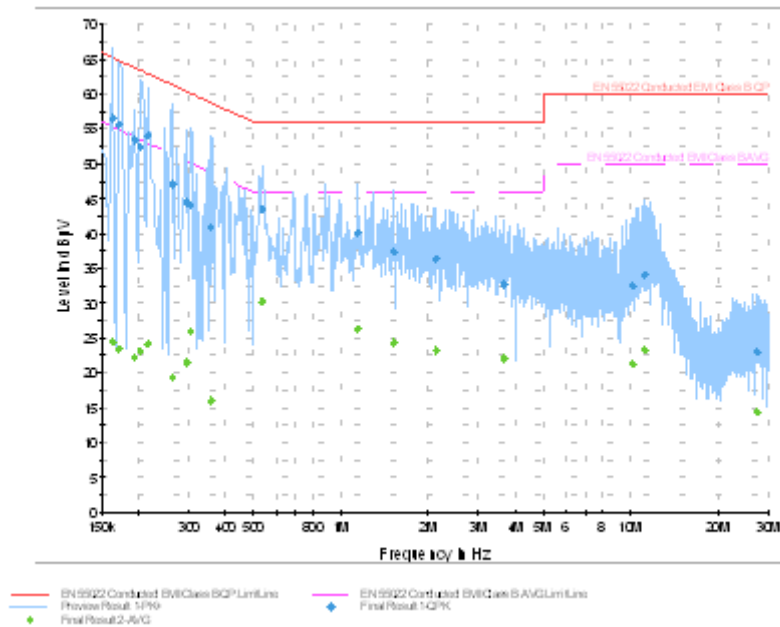



Figure 1-2: N Lines



	EMI Test Report for the BlackBerry® smartphone Model RDD71UW, RDX71UW	
	APPENDIX 1	
Test Report No. RTS-2579-1107-66B	Dates of Test April 18 and July 06, 2011	FCC ID: L6ARDD70UW Ic: 2503A-RDD70UW FCC ID: L6ARDX70UW Ic: 2503A-RDX70UW


AC Conducted Emission Test Results

Test Configuration 2

The BlackBerry® smartphone was tested on July 06, 2011.

The environmental test conditions were: Temperature: 24 °C
Relative Humidity: 47 %

Frequency (MHz)	Line	Reading (QP) (dBµV)	Correction Factor (dB)	Corrected Reading (QP) (dB)	Limit (QP) (dBµV)	Margin (QP) Limits (dB)
0.150	L1	35.39	11.20	46.60	66.00	-19.40
0.150	N	38.27	11.23	49.51	66.00	-16.49
0.177	L1	47.39	11.02	58.41	64.60	-6.19
0.191	N	38.38	10.95	49.33	64.00	-14.67
0.204	N	35.29	10.85	46.14	63.40	-17.26
0.213	N	31.80	10.79	42.59	63.10	-20.51
0.222	N	32.15	10.73	42.87	62.70	-19.83
0.236	L1	40.85	10.61	51.46	62.30	-10.84
0.254	N	32.48	10.50	42.98	61.60	-18.62
0.258	N	30.16	10.47	40.63	61.50	-20.87
0.299	L1	33.45	10.17	43.62	60.30	-16.68
0.312	N	27.13	10.16	37.29	59.90	-22.61
0.470	N	25.27	9.93	35.20	56.50	-21.30
0.654	L1	34.06	9.84	43.90	56.00	-12.10
0.713	L1	34.17	9.83	44.00	56.00	-12.00
0.753	L1	31.81	9.82	41.63	56.00	-14.37
0.825	L1	32.11	9.82	41.92	56.00	-14.08
0.888	L1	34.04	9.81	43.85	56.00	-12.15
0.951	L1	33.78	9.81	43.58	56.00	-12.42
1.005	L1	32.48	9.80	42.29	56.00	-13.71

	EMI Test Report for the BlackBerry® smartphone Model RDD71UW, RDX71UW	
	APPENDIX 1	
Test Report No. RTS-2579-1107-66B	Dates of Test April 18 and July 06, 2011	FCC ID: L6ARDD70UW IC: 2503A-RDD70UW FCC ID: L6ARDX70UW IC: 2503A-RDX70UW

AC Conducted Emissions Test Results cont'd

Test Configuration 2


Frequency (MHz)	Line	Reading (QP) (dBµV)	Correction Factor (dB)	Corrected Reading (QP) (dB)	Limit (QP) (dBµV)	Margin (QP) Limits (dB)
2.027	L1	30.02	9.83	39.85	56.00	-16.15
2.045	N	24.85	9.83	34.68	56.00	-21.32
2.675	L1	28.66	9.86	38.52	56.00	-17.48
3.642	L1	27.03	9.89	36.93	56.00	-19.08
10.194	L1	25.51	9.97	35.48	60.00	-24.52
11.184	L1	25.85	9.99	35.84	60.00	-24.16

Frequency (MHz)	Line	Reading (AVE) (dBµV)	Correction Factor (dB)	Corrected Reading (AVE) (dB)	Limit (AVE) (dBµV)	Margin (AVE) Limits (dB)
0.177	L1	25.53	11.02	36.55	54.60	-18.05
0.236	L1	22.04	10.61	32.65	52.30	-19.65
0.299	L1	17.02	10.17	27.18	50.30	-23.12
0.470	N	16.96	9.93	26.90	46.50	-19.60
0.753	L1	19.76	9.82	29.58	46.00	-16.42
0.825	L1	20.53	9.82	30.35	46.00	-15.65
2.027	L1	19.84	9.83	29.67	46.00	-16.33
2.675	L1	18.82	9.86	28.69	46.00	-17.32
3.642	L1	13.26	9.89	23.16	46.00	-22.84

All other emission levels had a test margin of greater than 25 dB.

Measurements were done with the quasi-peak detector.

See figure 1-3 and figure 1-4 for the measurement plot of the L1 and N lines of AC power line conducted emissions.

	EMI Test Report for the BlackBerry® smartphone Model RDD71UW, RDX71UW APPENDIX 1	
	Test Report No. RTS-2579-1107-66B	Dates of Test April 18 and July 06, 2011

AC Conducted Emissions Test Graphs

Test Configuration 2

Figure 1-3: L1 lines

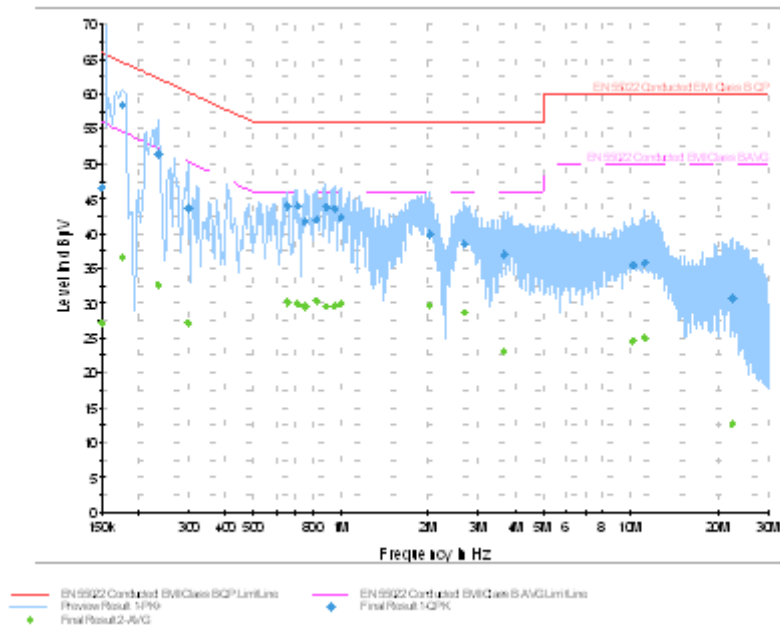
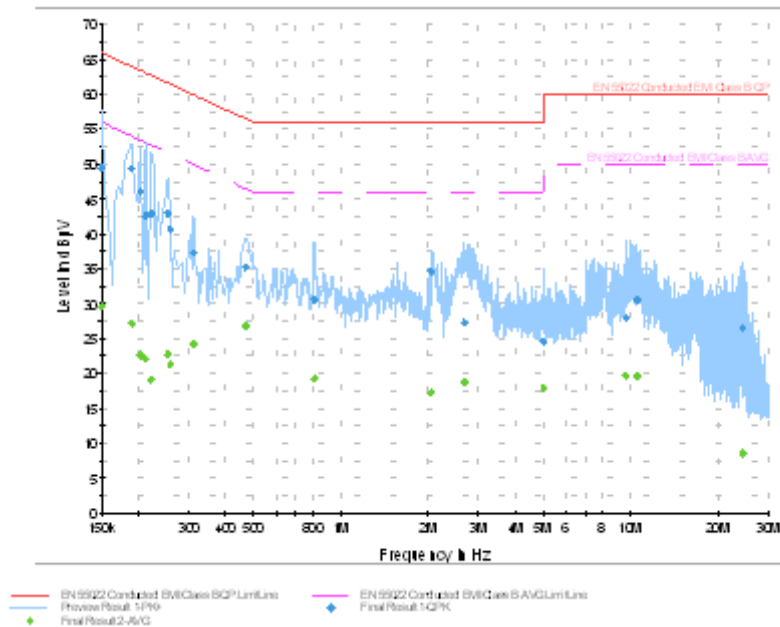




Figure 1-4: N Lines



	EMI Test Report for the BlackBerry® smartphone Model RDD71UW, RDX71UW APPENDIX 2	
Test Report No. RTS-2579-1107-66B	Dates of Test April 18 and July 06, 2011	FCC ID: L6ARDD70UW IC: 2503A-RDD70UW FCC ID: L6ARDX70UW IC: 2503A-RDX70UW

APPENDIX 2 – BLUETOOTH CONDUCTED EMISSIONS TEST DATA/PLOTS

	EMI Test Report for the BlackBerry® smartphone Model RDD71UW, RDX71UW	
	APPENDIX 2	
Test Report No. RTS-2579-1107-66B	Dates of Test April 18 and July 06, 2011	FCC ID: L6ARDD70UW IC: 2503A-RDD70UW FCC ID: L6ARDX70UW IC: 2503A-RDX70UW

Bluetooth RF Conducted Emission Test Results


The following test configurations were measured for model RDD71UW:

Bluetooth power output from BlackBerry® smartphone was at maximum for all the recorded measurements shown below.

The measurements were performed by Maurice Battler.


Date of test: April 18, 2011

Test Setup Diagram



A reference offset of 12.4 dB was applied to the spectrum analyzer reference level for the attenuators and coaxial cable loss in the test circuit.

The environmental test conditions were: Temperature: 23 °C
Relative Humidity: 37 %

	EMI Test Report for the BlackBerry® smartphone Model RDD71UW, RDX71UW	
	APPENDIX 2	
Test Report No. RTS-2579-1107-66B	Dates of Test April 18 and July 06, 2011	FCC ID: L6ARDD70UW IC: 2503A-RDD70UW FCC ID: L6ARDX70UW IC: 2503A-RDX70UW

Bluetooth RF Conducted Emission Test Results cont'd

20 dB Bandwidth

The EUT met the requirements of the 20 dB bandwidth as per 47 CFR 15.247(a) and RSS-210. Low channel (0), middle channel (39) and high channel (78) were measured. Bluetooth was operating in single frequency mode.

Using pattern type “Static PBRs” and packet type “DH5” during the measurements.

Bluetooth Channel	Limit (MHz)	Measured Level (MHz)
0	≤1.0	0.967
39	≤1.0	0.960
78	≤1.0	0.953

See figures 2-1 to 2-3 for the plots of the 20 dB bandwidth measurements.

Figure 2-1: 20 dB Bandwidth

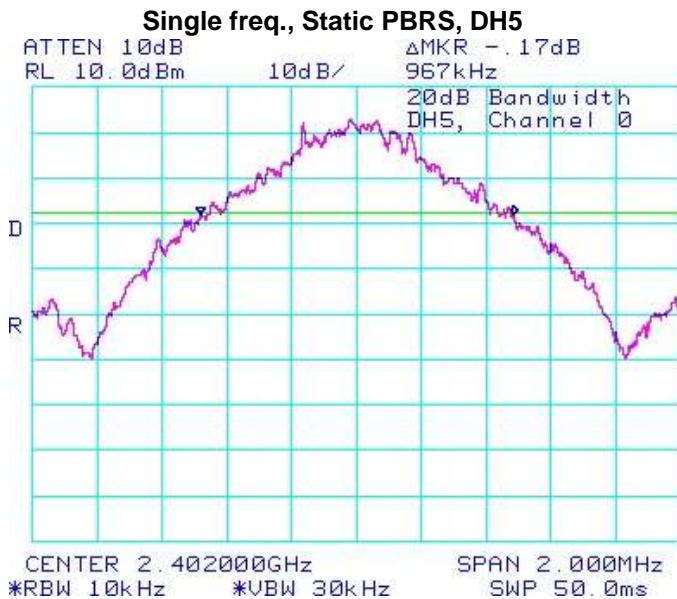
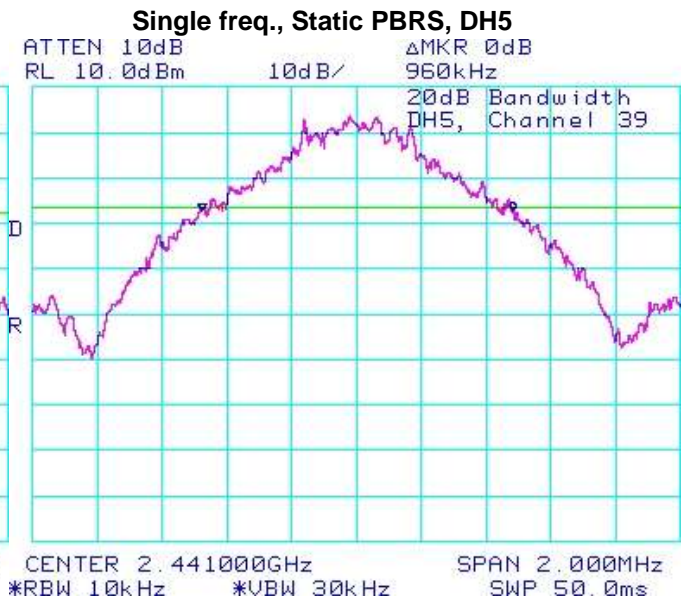



Figure 2-2: 20 dB Bandwidth



		EMI Test Report for the BlackBerry® smartphone Model RDD71UW, RDX71UW APPENDIX 2
Test Report No. RTS-2579-1107-66B	Dates of Test April 18 and July 06, 2011	FCC ID: L6ARDD70UW IC: 2503A-RDD70UW FCC ID: L6ARDX70UW IC: 2503A-RDX70UW

Bluetooth RF Conducted Emission Test Results cont'd

Figure 2-4: 20 dB Bandwidth

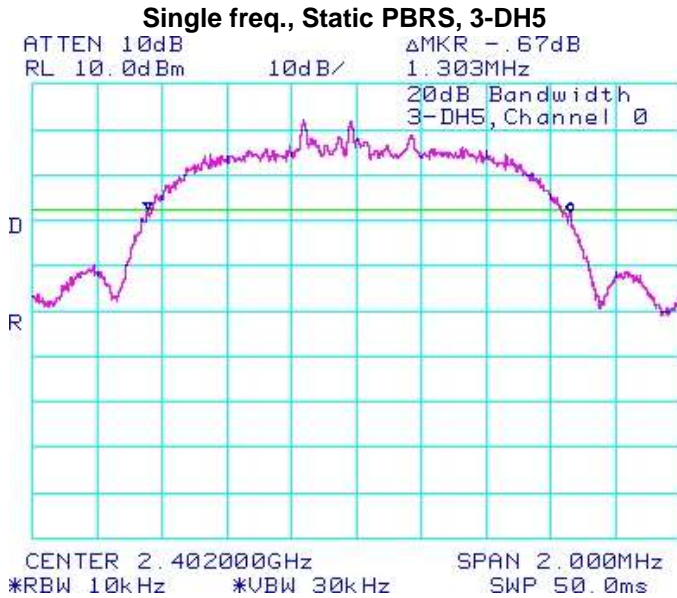


Figure 2-5: 20 dB Bandwidth

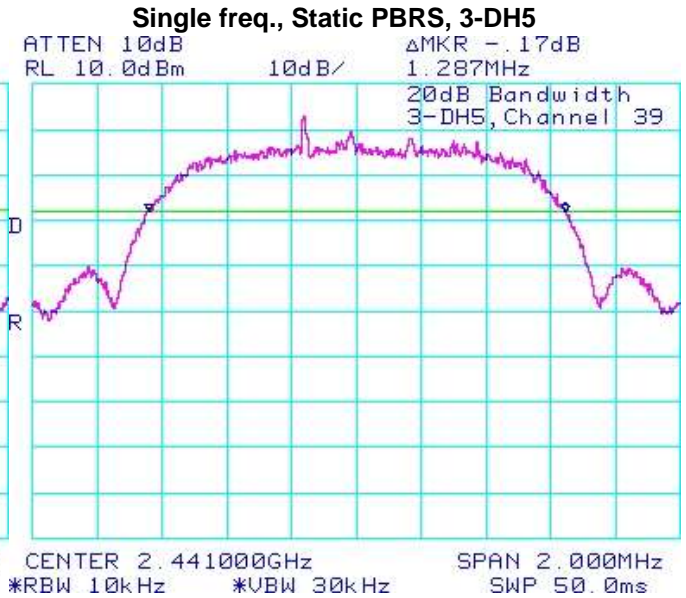
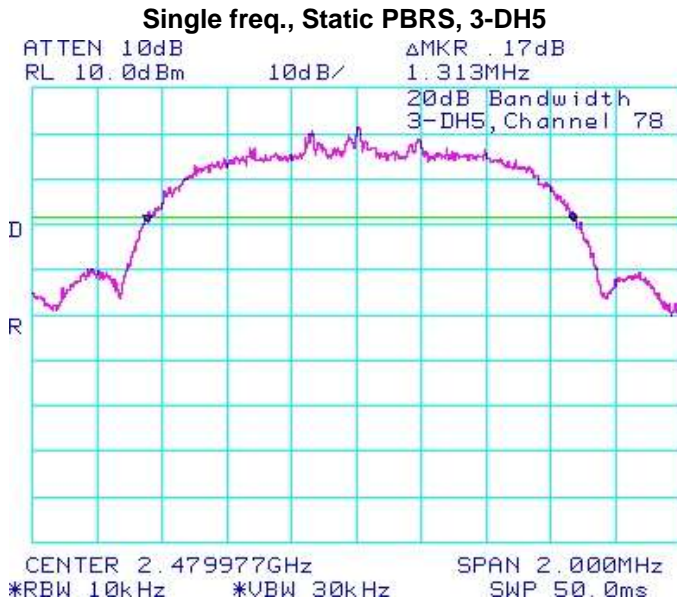



Figure 2-6: 20 dB Bandwidth



	EMI Test Report for the BlackBerry® smartphone Model RDD71UW, RDX71UW APPENDIX 2	
	Test Report No. RTS-2579-1107-66B	Dates of Test April 18 and July 06, 2011

Bluetooth RF Conducted Emission Test Results cont'd

Carrier Frequency Separation

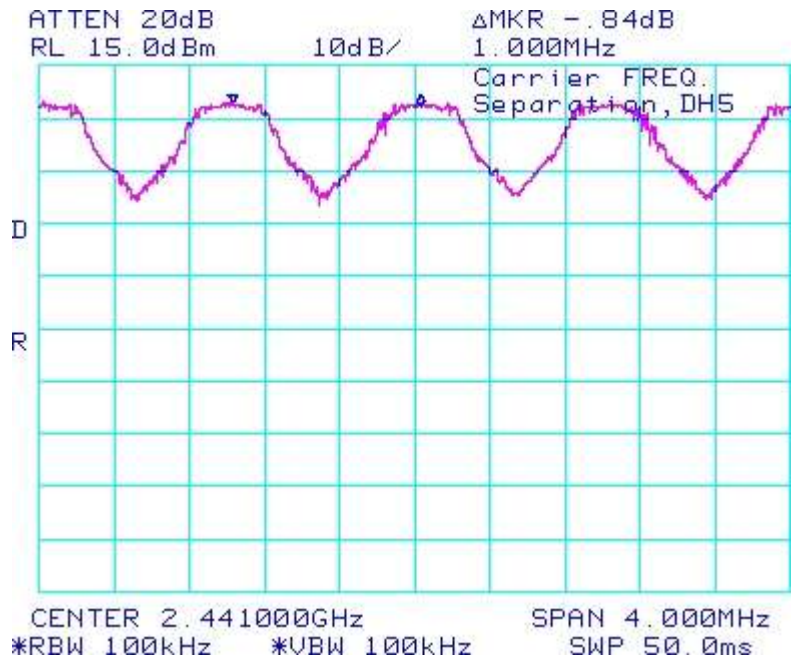
The EUT met the requirements of the Carrier Frequency Separation as per 47 CFR 15.247(a) and RSS-210. Channel 38 to 39 was measured. Bluetooth was operating in frequency hopping (Euro/US) mode.


Using pattern type “Static PBRS” and packet type “DH5” during the measurements.

Bluetooth Channels	Limit (MHz)	Measured Level (MHz)
38 to 39	≥ 0.025 or 20 dB bandwidth	1.000

See figure 2-7 for the plot of the Carrier Frequency Separation measurement.

Figure 2-7: Carrier Frequency Separation, Freq. Hopping, Static PBRS, DH5, Channels 38 to 39



	EMI Test Report for the BlackBerry® smartphone Model RDD71UW, RDX71UW APPENDIX 2	
Test Report No. RTS-2579-1107-66B	Dates of Test April 18 and July 06, 2011	FCC ID: L6ARDD70UW IC: 2503A-RDD70UW FCC ID: L6ARDX70UW IC: 2503A-RDX70UW

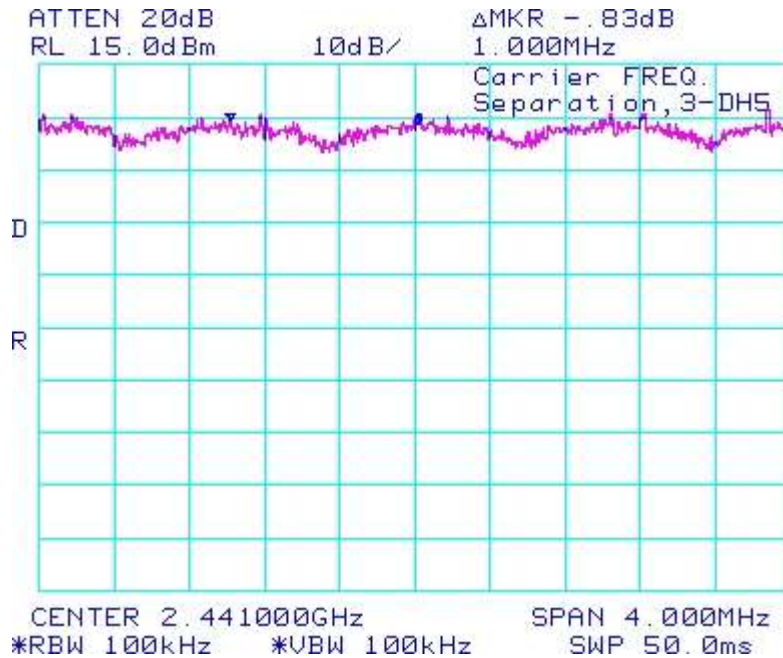
Bluetooth RF Conducted Emission Test Results cont'd


Using Pattern type “Static PBRs” and packet type “3-DH5” during the measurements.

Bluetooth Channels	Limit (MHz)	Measured Level (MHz)
38 to 39	≥ 0.025 or 20 dB bandwidth	1.000

See figure 2-8 for the plot of the Carrier Frequency Separation measurement.

Figure 2-8: Carrier Frequency Separation, Freq. Hopping, Static PBRs, 3-DH5, Channels 38 to 39



	EMI Test Report for the BlackBerry® smartphone Model RDD71UW, RDX71UW APPENDIX 2	
	Test Report No. RTS-2579-1107-66B	Dates of Test April 18 and July 06, 2011

Bluetooth RF Conducted Emission Test Results cont'd

Number of Hopping Frequencies

The EUT met the requirements of the number of hopping frequencies as per 47 CFR 15.247(a) and RSS-210. Bluetooth was operating in frequency hopping (Euro/US) mode.

Using pattern type “Static PBRS” and packet type “DH5” during the measurements.

Limit (CH)	Number of Hopping Frequencies (CH)
≥75	79

See figures 2-9 to 2-12 for the plots of the number of hopping frequencies.

Figure 2-9: Number of Hopping Frequencies Static PBRS, DH5

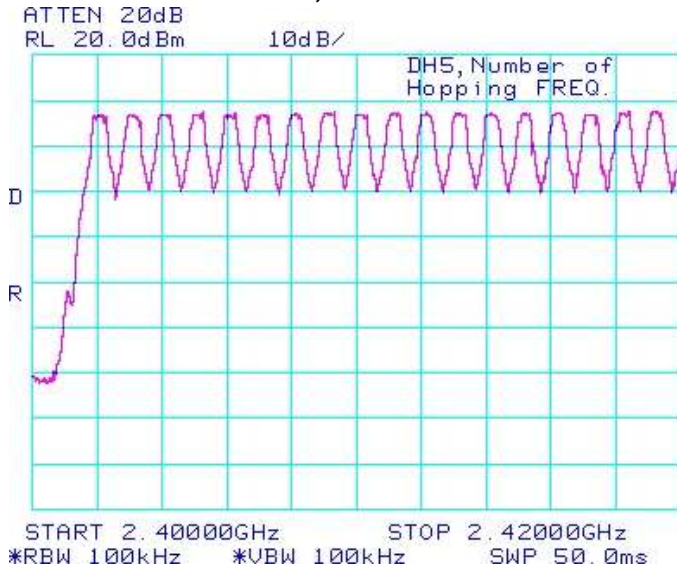
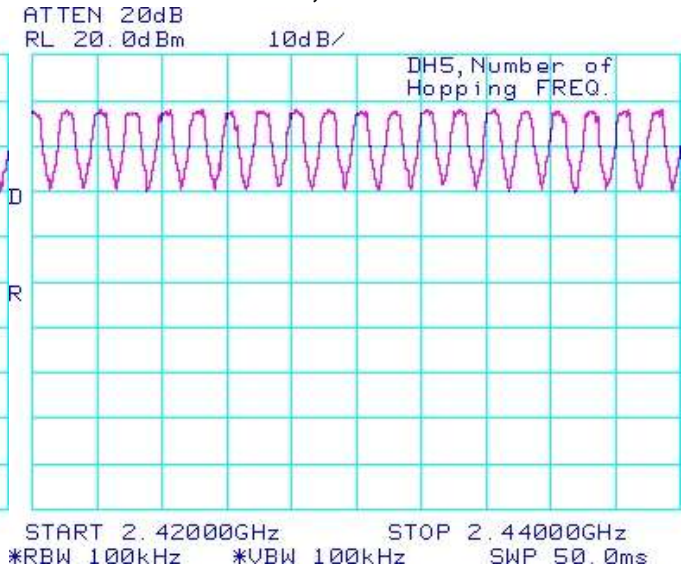



Figure 2-10: Number of Hopping Frequencies Static PBRS, DH5



		EMI Test Report for the BlackBerry® smartphone Model RDD71UW, RDX71UW APPENDIX 2
Test Report No. RTS-2579-1107-66B	Dates of Test April 18 and July 06, 2011	FCC ID: L6ARDD70UW IC: 2503A-RDD70UW FCC ID: L6ARDX70UW IC: 2503A-RDX70UW

Bluetooth RF Conducted Emission Test Results cont'd

Figure 2-11: Number of Hopping Frequencies

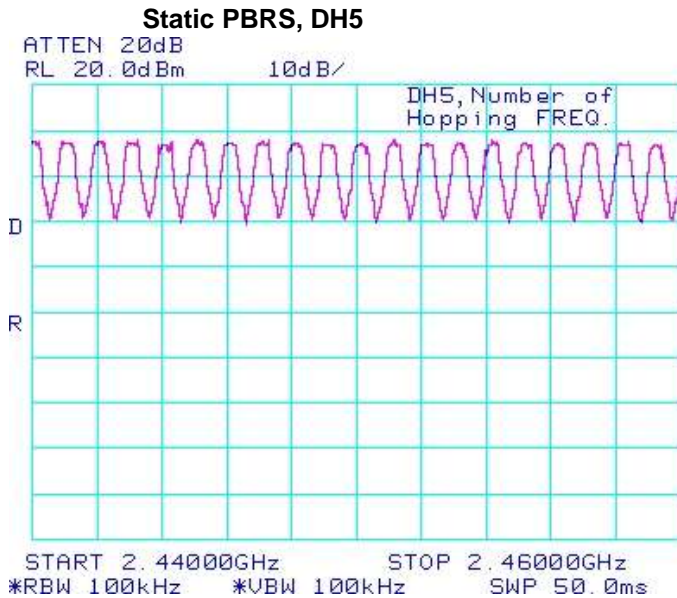
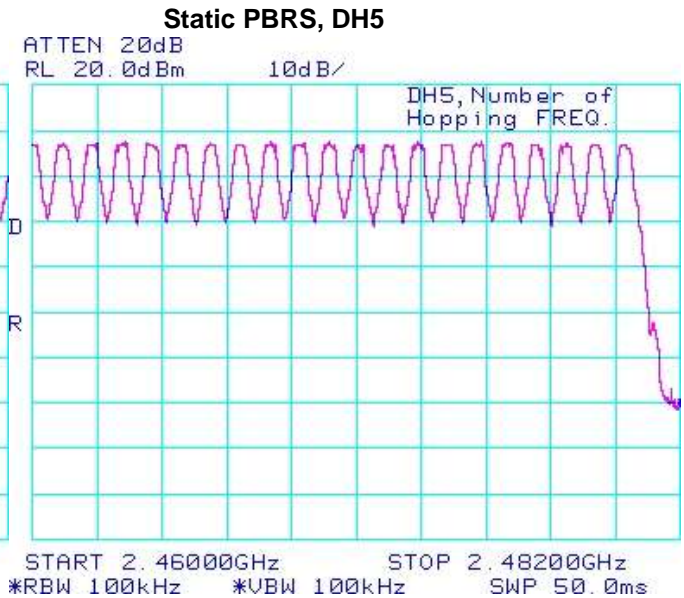


Figure 2-12: Number of Hopping Frequencies




Time of Occupancy (Dwell Time)

The EUT met the requirements of the time of occupancy (dwell time) as per 47 CFR 15.247(a) and RSS-210. Low channel (0), middle channel (39) and high channel (78) were measured in packet types DH1, DH3 and DH5. Bluetooth was operating in frequency hopping (Euro/US) mode during the measurements. The frequency hopping is 1600 hops per second for a dwell time of 625 µsec for 79 channels.

A DH1 packet needs one time slot for transmitting and one time slot for receiving. The frequency hopping is 800 hops per second with 79 channels which is 10.127 times per second. As per 15.247(a) (iii) “The average time of occupancy on any channel shall not be greater than 0.4 seconds within a period of 0.4 seconds multiplied by the number of hopping channels employed”. Therefore for 31.6 seconds (79x0.4) there are 320.0 times of appearance.

A DH3 packet needs one time slot for transmitting and one time slot for receiving. The frequency hopping is 400 hops per second with 79 channels which is 5.06 times per second. Therefore for 31.6 seconds there are 159.9 times of appearance.

A DH5 packet needs one time slot for transmitting and one time slot for receiving. The frequency hopping is 266.7 hops per second with 79 channels which is 3.38 times per second. Therefore for 31.6 seconds there are 106.8 times of appearance.

	EMI Test Report for the BlackBerry® smartphone Model RDD71UW, RDX71UW	
	APPENDIX 2	
Test Report No. RTS-2579-1107-66B	Dates of Test April 18 and July 06, 2011	FCC ID: L6ARDD70UW IC: 2503A-RDD70UW FCC ID: L6ARDX70UW IC: 2503A-RDX70UW

Bluetooth RF Conducted Emission Test Results cont'd

Bluetooth Channel	Mode	Tx Time (ms)	Dwell Time/31.6 sec. (msec.)	Limit (msec.)	Margin (msec.)
0	DH1	0.4160	0.4160 x 320.0 = 133.12	400	266.88
39	DH1	0.4182	0.4182 x 320.0 = 133.82	400	266.18
78	DH1	0.4203	0.4203 x 320.0 = 134.50	400	265.50
0	DH3	1.6700	1.6700 x 159.9 = 267.03	400	132.97
39	DH3	1.6700	1.6700 x 159.9 = 267.03	400	132.97
78	DH3	1.6650	1.6650 x 159.9 = 266.23	400	133.77
0	DH5	2.9200	2.9200 x 106.8 = 311.86	400	88.14
39	DH5	2.9300	2.9300 x 106.8 = 312.92	400	87.08
78	DH5	2.9200	2.9200 x 106.8 = 311.86	400	88.14

See figures 2-13 to 2-21 for the plots of the dwell time.

Bluetooth RF Conducted Emission Test Results cont'd

Figure 2-13: Time of Occupancy (Dwell Time)

Freq. Hopping, Static PBRs, DH1

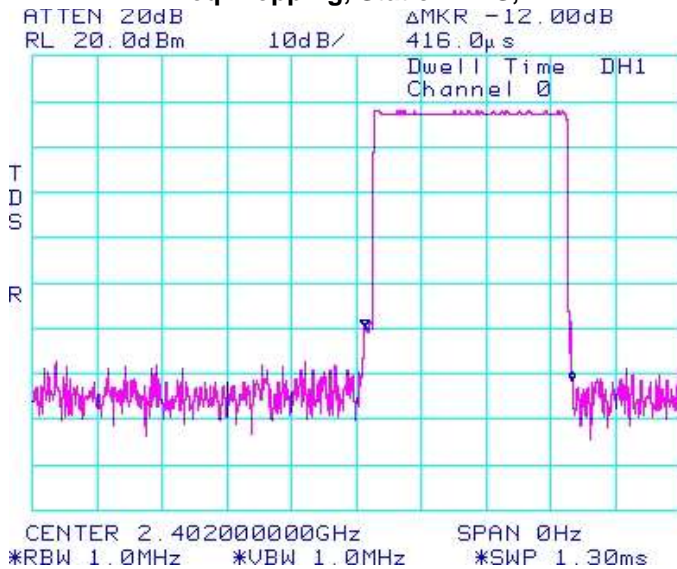
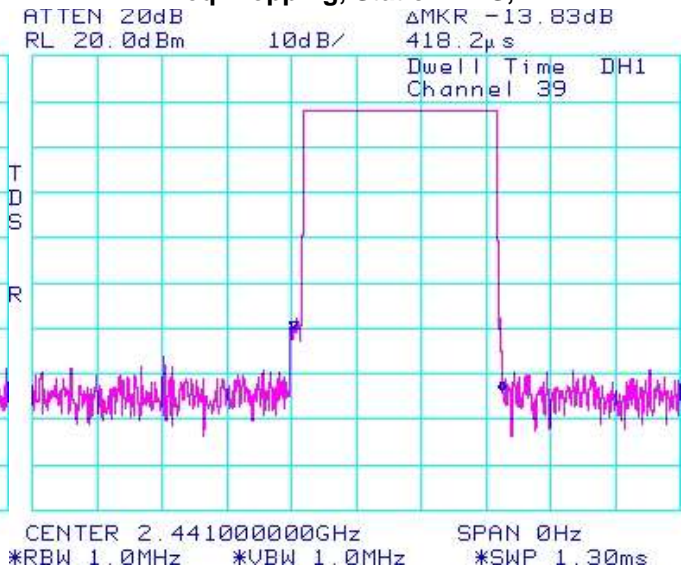



Figure 2-14: Time of Occupancy (Dwell Time)

Freq. Hopping, Static PBRs, DH1



	EMI Test Report for the BlackBerry® smartphone Model RDD71UW, RDX71UW	
	APPENDIX 2	
Test Report No. RTS-2579-1107-66B	Dates of Test April 18 and July 06, 2011	FCC ID: L6ARDD70UW IC: 2503A-RDD70UW FCC ID: L6ARDX70UW IC: 2503A-RDX70UW

Bluetooth RF Conducted Emission Test Results cont'd

Figure 2-15: Time of Occupancy (Dwell Time)
Freq. Hopping, Static PBRs, DH1

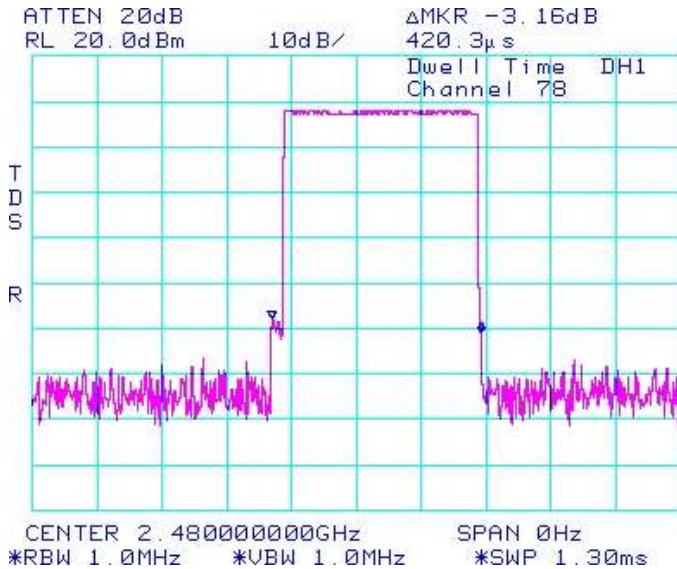


Figure 2-16: Time of Occupancy (Dwell Time)
Freq. Hopping, Static PBRs, DH3

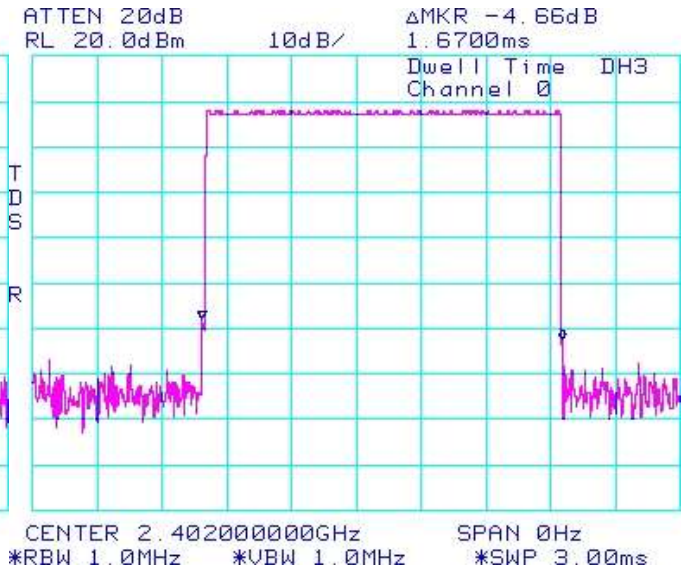


Figure 2-17: Time of Occupancy (Dwell Time)
Freq. Hopping, Static PBRs, DH3

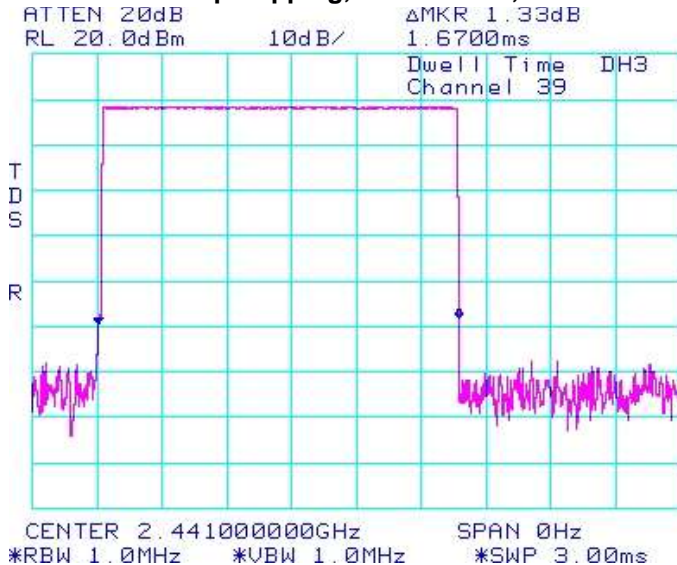
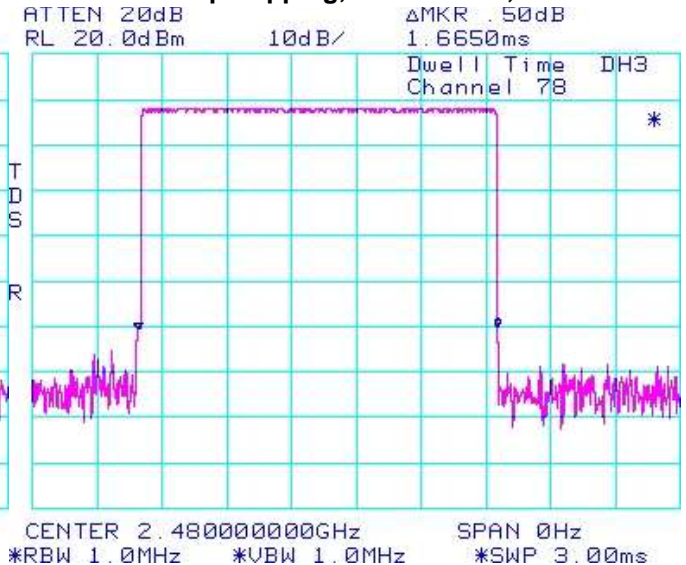



Figure 2-18 : Time of Occupancy (Dwell Time)
Freq. Hopping, Static PBRs, DH3



	EMI Test Report for the BlackBerry® smartphone Model RDD71UW, RDX71UW APPENDIX 2	
	Test Report No. RTS-2579-1107-66B	Dates of Test April 18 and July 06, 2011

Bluetooth RF Conducted Emission Test Results cont'd

Figure 2-19: Time of Occupancy (Dwell Time)

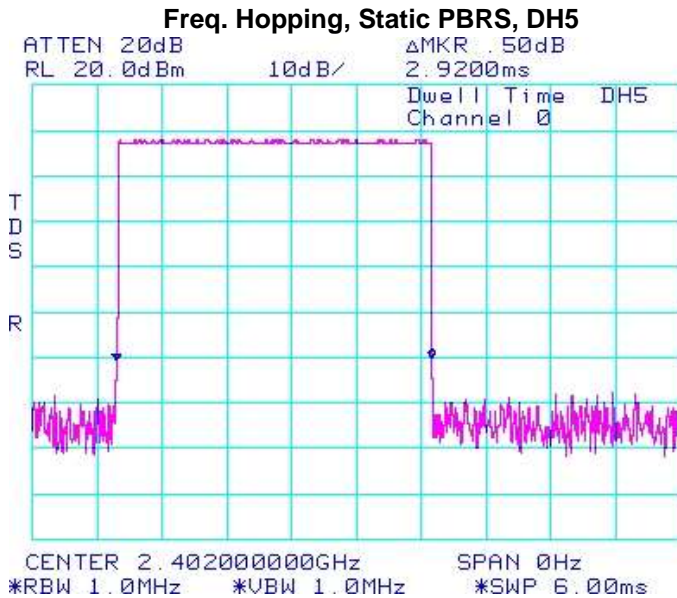


Figure 2-20: Time of Occupancy (Dwell Time)

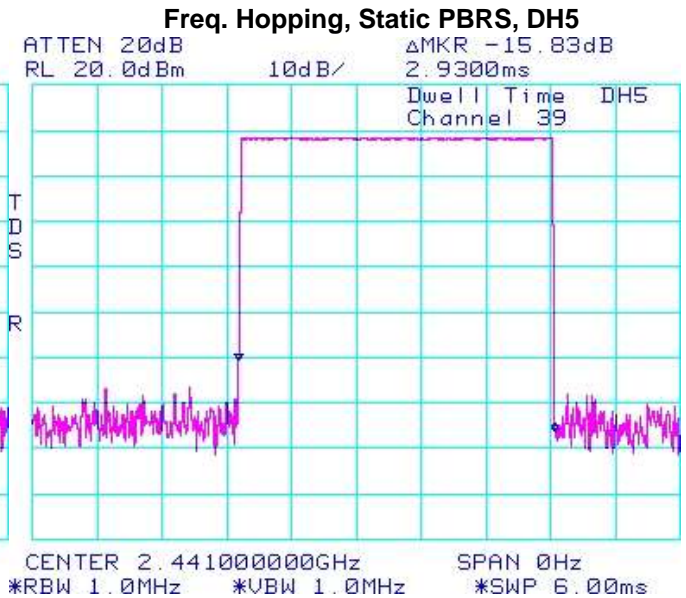
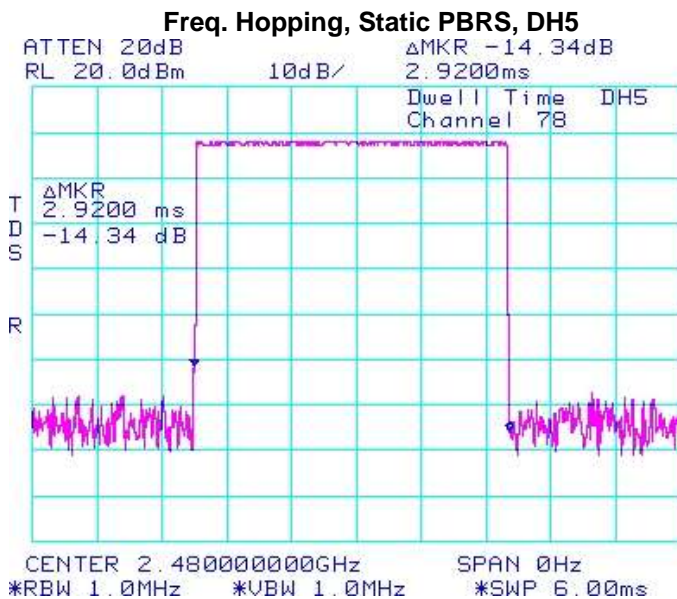



Figure 2-21: Time of Occupancy (Dwell Time)



	EMI Test Report for the BlackBerry® smartphone Model RDD71UW, RDX71UW	
	APPENDIX 2	
Test Report No. RTS-2579-1107-66B	Dates of Test April 18 and July 06, 2011	FCC ID: L6ARDD70UW IC: 2503A-RDD70UW FCC ID: L6ARDX70UW IC: 2503A-RDX70UW

Bluetooth RF Conducted Emission Test Results cont'd

Maximum Peak Conducted Output Power

The EUT met the requirements of the maximum peak conducted output power of class 1 as per 47 CFR 15.247(b) and RSS-210. Low channel (0), middle channel (39) and high channel (78) were measured. Bluetooth was operating in single frequency mode during the measurements. A reference offset of 12.4 dB was applied to the spectrum analyzer reference level for the coaxial cable loss and attenuators in the test circuit.

Using pattern type “Static PBRs” and packet type “DH5” during the measurements.

Bluetooth Channel	Measured Level (dBm)	Measured Level (W)	Class 1 Limit (dBm)
0	7.83	0.00607	0.0 to 20.0
39	8.50	0.00708	0.0 to 20.0
78	8.00	0.00631	0.0 to 20.0

See figures 2-22 to 2-24 for the plots of the maximum peak conducted output power.

Figure 2-22: Max. Peak Conducted Output Power
Single Freq., Static PBRs, DH5

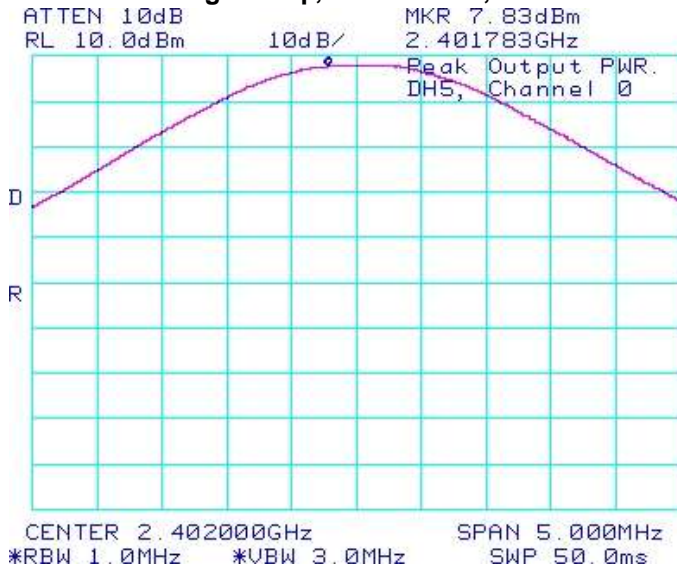
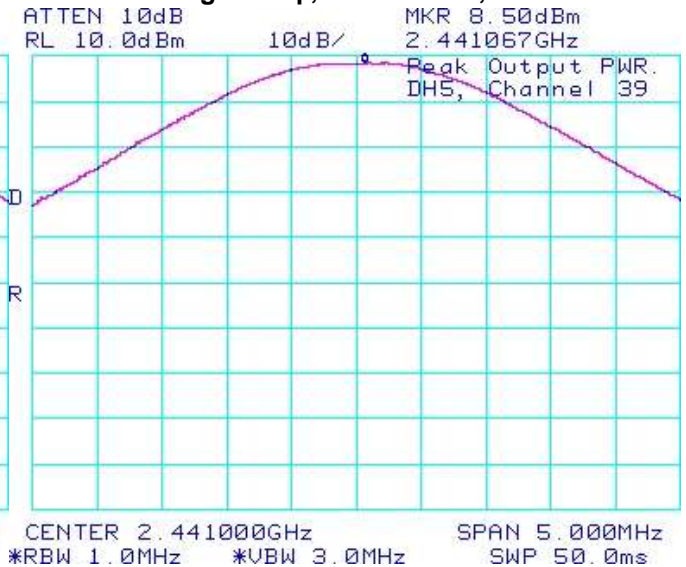



Figure 2-23: Max. Peak Conducted Output Power
Single Freq., Static PBRs, DH5



	EMI Test Report for the BlackBerry® smartphone Model RDD71UW, RDX71UW	
	APPENDIX 2	
Test Report No. RTS-2579-1107-66B	Dates of Test April 18 and July 06, 2011	FCC ID: L6ARDD70UW IC: 2503A-RDD70UW FCC ID: L6ARDX70UW IC: 2503A-RDX70UW

Bluetooth RF Conducted Emission Test Results cont'd

Figure 2-25: Max. Peak Conducted Output Power

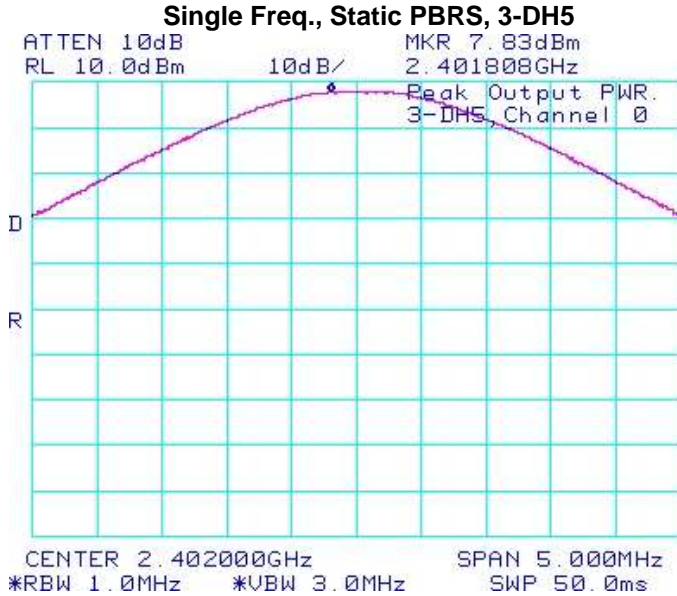


Figure 2-26: Max. Peak Conducted Output Power

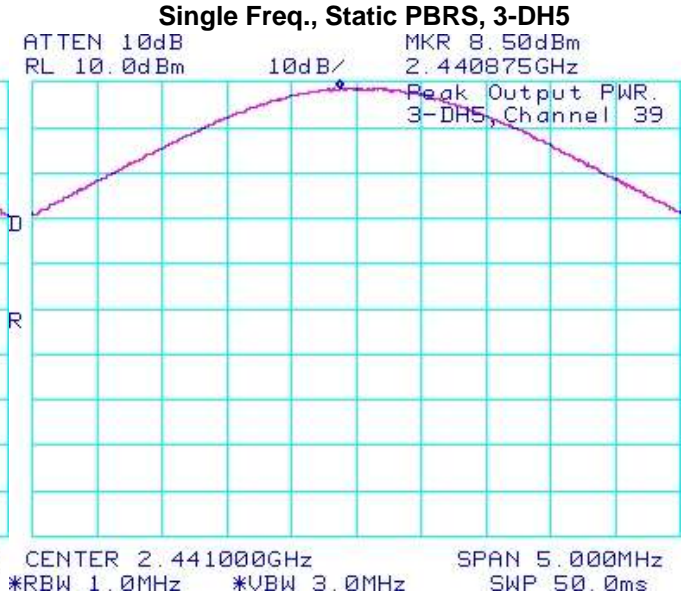
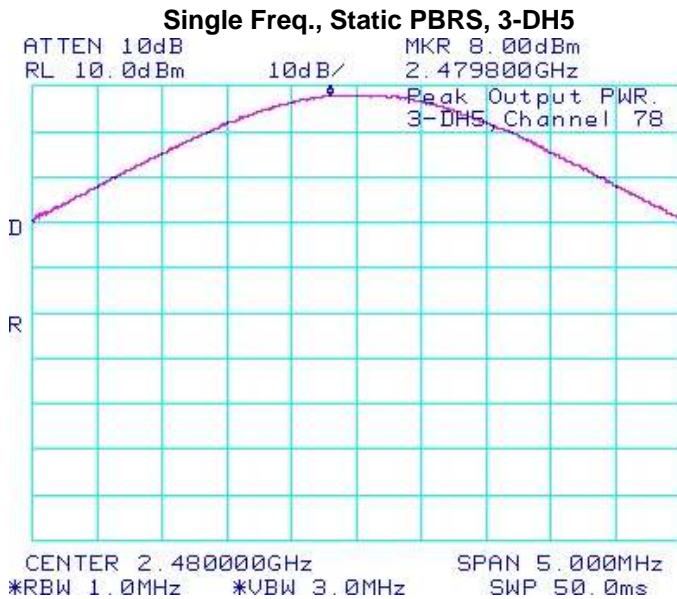



Figure 2-27: Max. Peak Conducted Output Power



	EMI Test Report for the BlackBerry® smartphone Model RDD71UW, RDX71UW	
	APPENDIX 2	
Test Report No. RTS-2579-1107-66B	Dates of Test April 18 and July 06, 2011	FCC ID: L6ARDD70UW IC: 2503A-RDD70UW FCC ID: L6ARDX70UW IC: 2503A-RDX70UW

Bluetooth RF Conducted Emission Test Results cont'd

Band Edge Compliance

The EUT met the requirements of the band edge compliance as per 47 CFR 15.247(c) and RSS-210. Low channel (0) and high channel (78) were measured. Bluetooth was operating in single frequency and hopping mode.

Using pattern type “Static PBRS” and packet type “DH5” during the measurements.

Bluetooth Channel	Operating Mode	Measured Level (dBc)	Limit (dBc)	Margin (dB)
0	Single Frequency	-39.00	-20	-19.00
78	Single Frequency	-39.33	-20	-19.33
0	Hopping	-39.67	-20	-19.67
78	Hopping	-38.33	-20	-18.33

See figures 2-28 to 2-31 for the plots of the band edge compliance measurements.

Figure 2-28: Band Edge Compliance

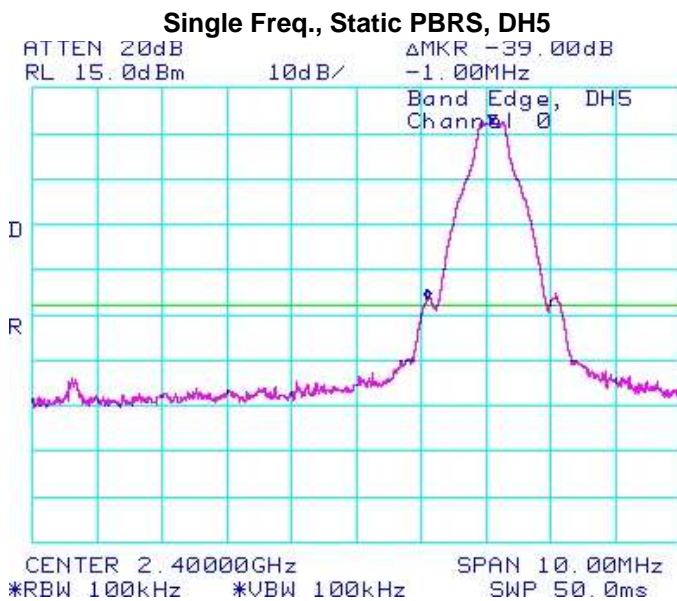
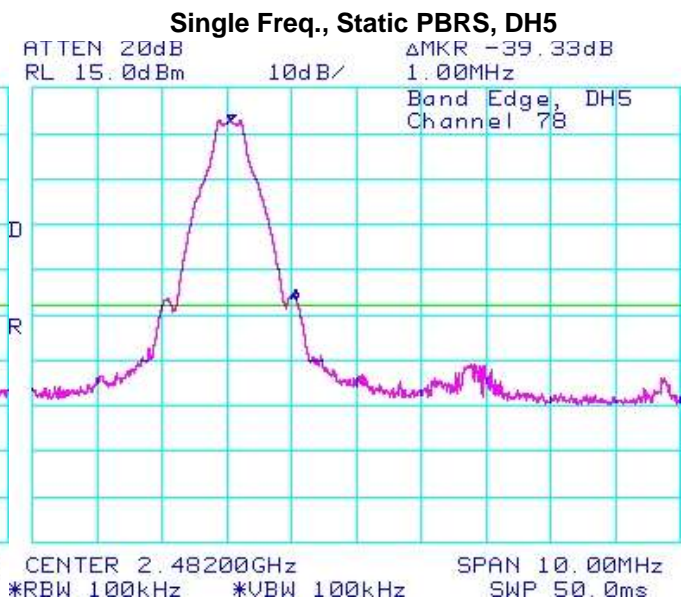



Figure 2-29: Band Edge Compliance



		EMI Test Report for the BlackBerry® smartphone Model RDD71UW, RDX71UW APPENDIX 2
Test Report No. RTS-2579-1107-66B	Dates of Test April 18 and July 06, 2011	FCC ID: L6ARDD70UW IC: 2503A-RDD70UW FCC ID: L6ARDX70UW IC: 2503A-RDX70UW

Bluetooth RF Conducted Emission Test Results cont'd

Figure 2-30: Band Edge Compliance

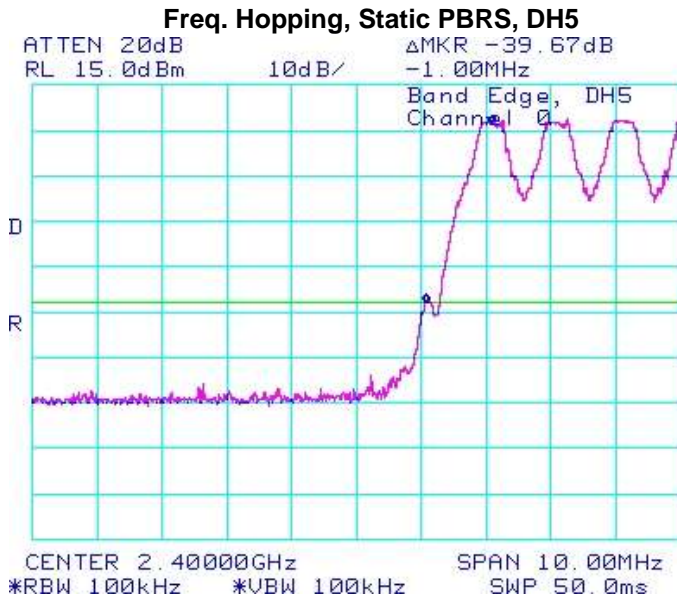
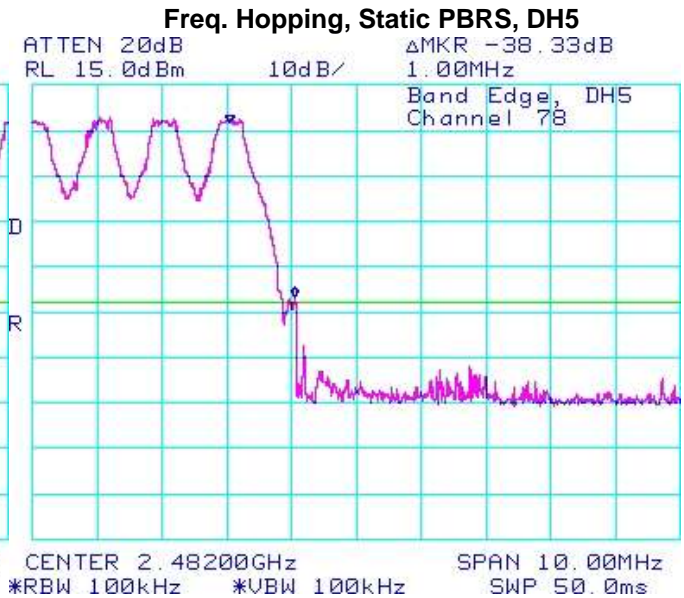



Figure 2-31: Band Edge Compliance



Using pattern type “Static PBRs” and packet type “3-DH5” during the measurements.

Bluetooth Channel	Operating Mode	Measured Level (dBc)	Limit (dBc)	Margin (dB)
0	Single Frequency	-30.66	-20	-10.66
78	Single Frequency	-33.17	-20	-13.17
0	Hopping	-34.66	-20	-14.66
78	Hopping	-31.33	-20	-11.33

See figures 2-32 to 2-35 for the plots of the band edge compliance measurements.

		EMI Test Report for the BlackBerry® smartphone Model RDD71UW, RDX71UW APPENDIX 2	
Test Report No. RTS-2579-1107-66B	Dates of Test April 18 and July 06, 2011	FCC ID: L6ARDD70UW IC: 2503A-RDD70UW FCC ID: L6ARDX70UW IC: 2503A-RDX70UW	

Bluetooth RF Conducted Emission Test Results cont'd

Figure 2-32: Band Edge Compliance

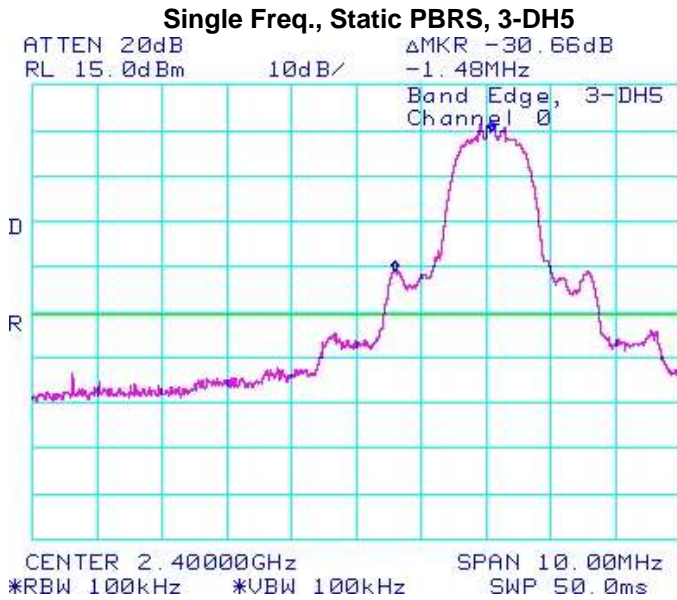


Figure 2-33: Band Edge Compliance

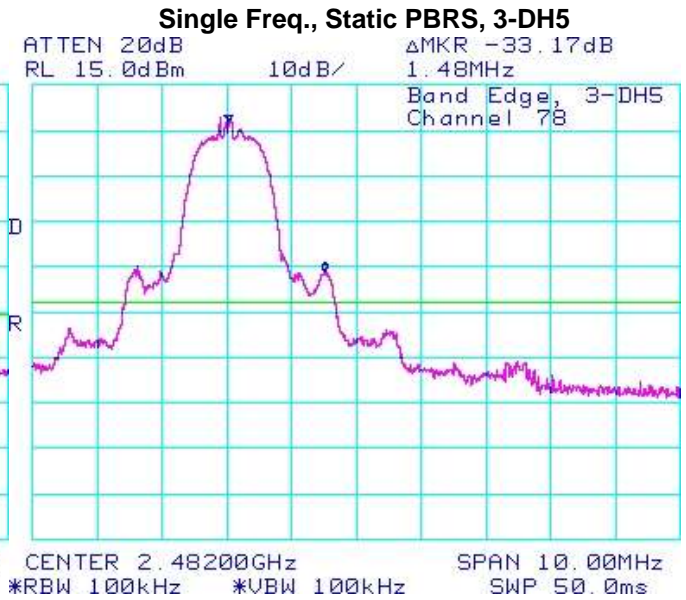


Figure 2-34: Band Edge Compliance

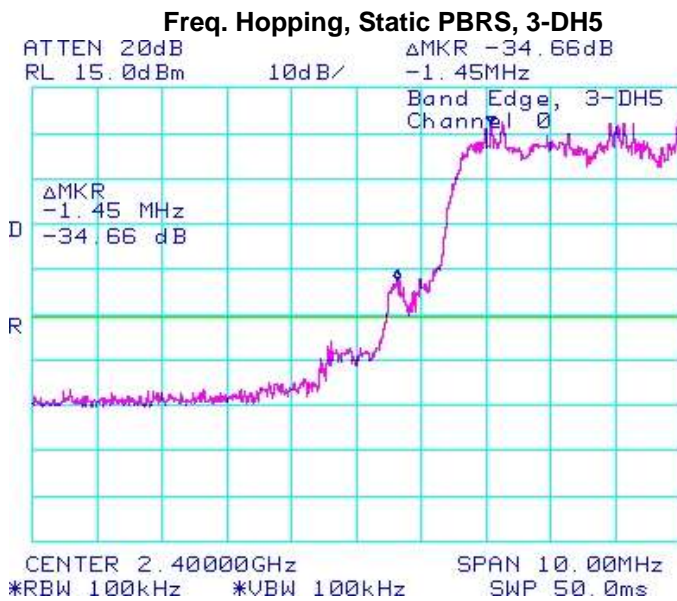
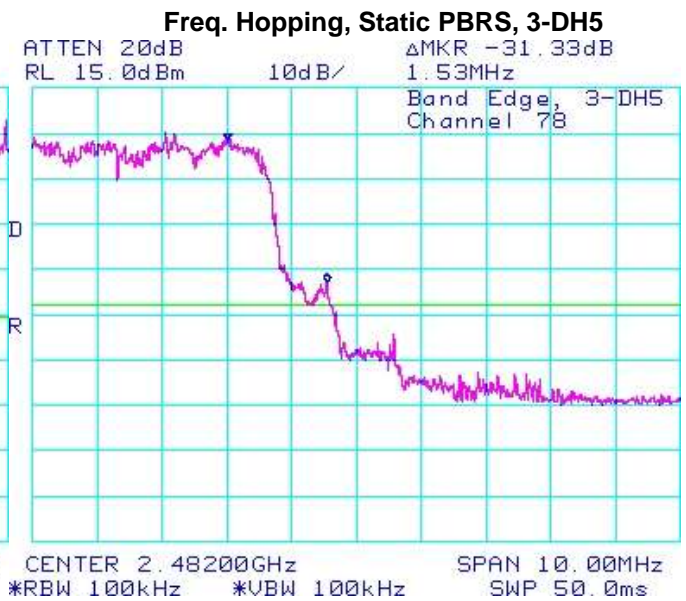



Figure 2-35: Band Edge Compliance



	EMI Test Report for the BlackBerry® smartphone Model RDD71UW, RDX71UW	
	APPENDIX 2	
Test Report No. RTS-2579-1107-66B	Dates of Test April 18 and July 06, 2011	FCC ID: L6ARDD70UW IC: 2503A-RDD70UW FCC ID: L6ARDX70UW IC: 2503A-RDX70UW

Bluetooth RF Conducted Emission Test Results cont'd


Spurious RF Conducted Emissions

The EUT met the requirements of the spurious RF conducted emissions as per 47 CFR 15.247(c) and RSS-210. Low channel (0), mid channel (39) and high channel (78) were measured. Bluetooth was operating in single frequency and hopping mode. A reference offset of 12.4 dB was applied to the spectrum analyzer reference level for the attenuators and coaxial cable loss in the test circuit.

Using pattern type “Static PBRS” and packet type “DH5” during the measurements.

Bluetooth Channel	Channel Power (dBm)	Max. Measured Level (dBm)	Max. Measured Level from carrier (dBc)	Limit (dBc)
0	7.83	-43.17	-51.00	-20
39	8.50	-43.50	-52.00	-20
78	8.00	-41.67	-49.67	-20
Hopping mode	7.83	-43.50	-51.33	-20

See figures 2-36 to 2-39 for the plots of the spurious RF conducted emissions.

	EMI Test Report for the BlackBerry® smartphone Model RDD71UW, RDX71UW APPENDIX 2	
	Test Report No. RTS-2579-1107-66B	Dates of Test April 18 and July 06, 2011

Bluetooth RF Conducted Emission Test Results cont'd

Figure 2-36: Spurious RF Conducted Emissions

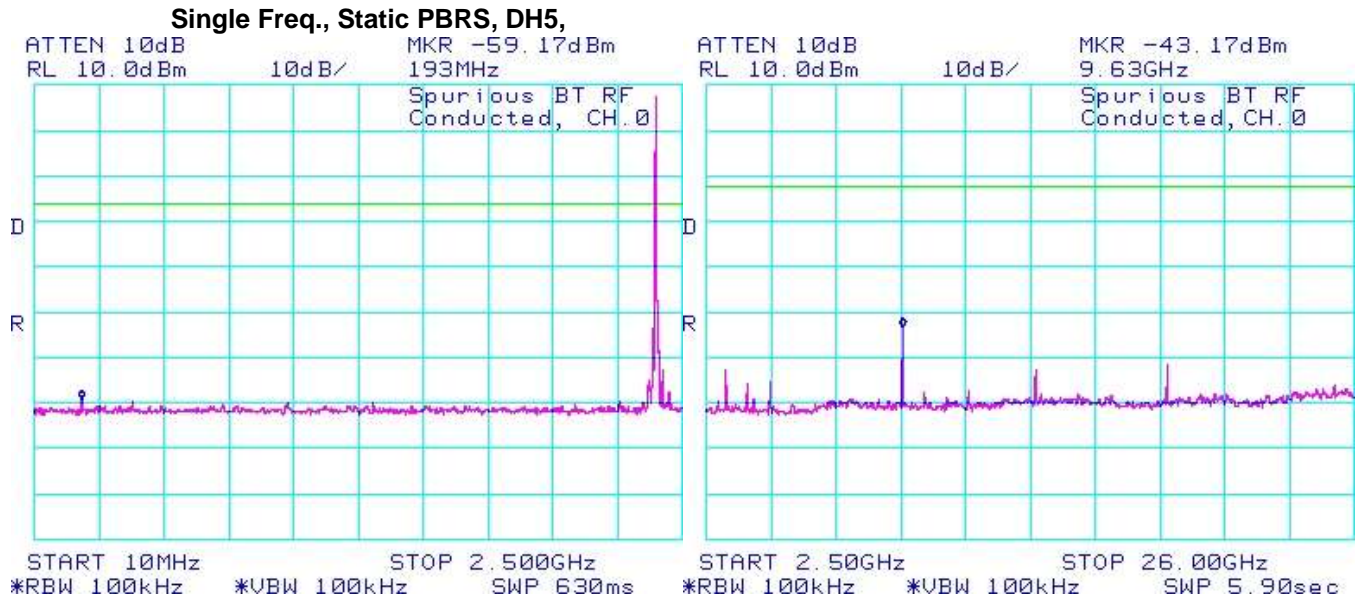
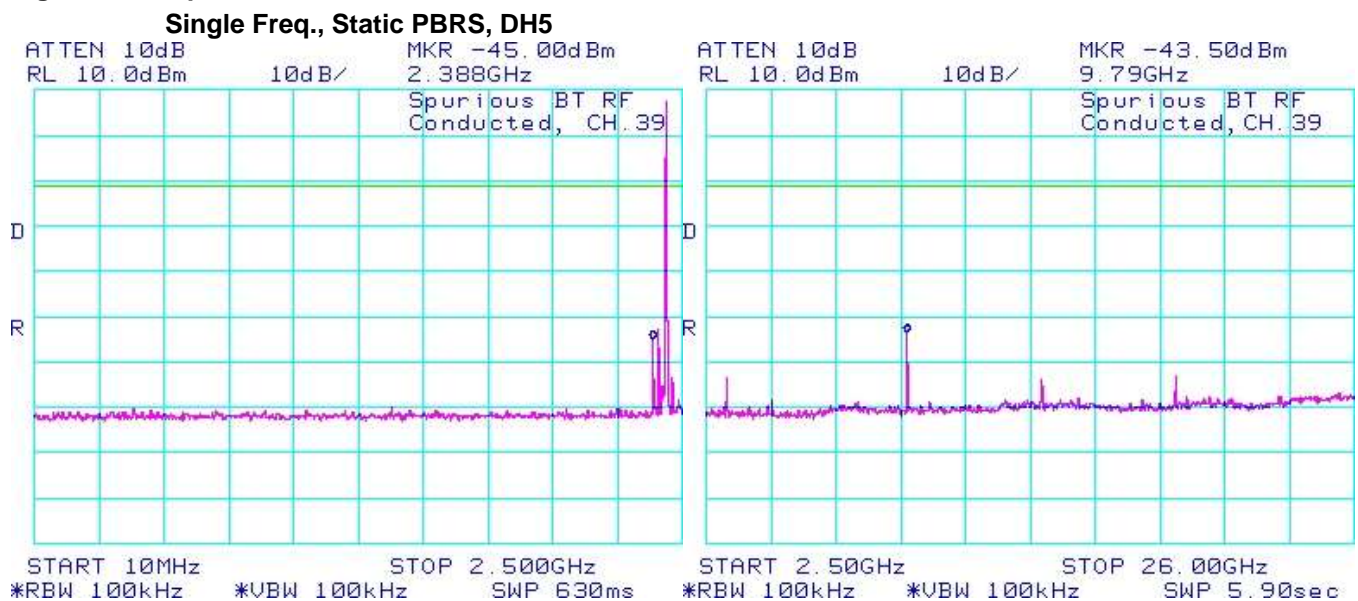



Figure 2-37: Spurious RF Conducted Emissions



	EMI Test Report for the BlackBerry® smartphone Model RDD71UW, RDX71UW APPENDIX 2	
	Test Report No. RTS-2579-1107-66B	Dates of Test April 18 and July 06, 2011

Bluetooth RF Conducted Emission Test Results cont'd

Figure 2-38: Spurious RF Conducted Emissions

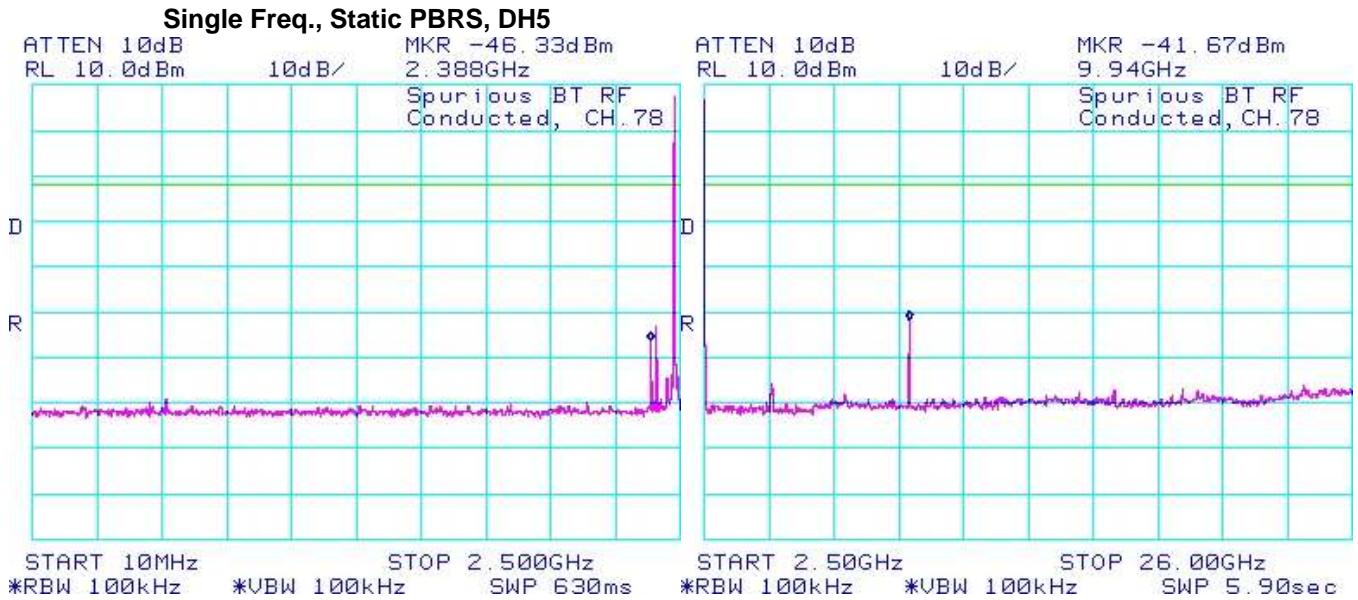
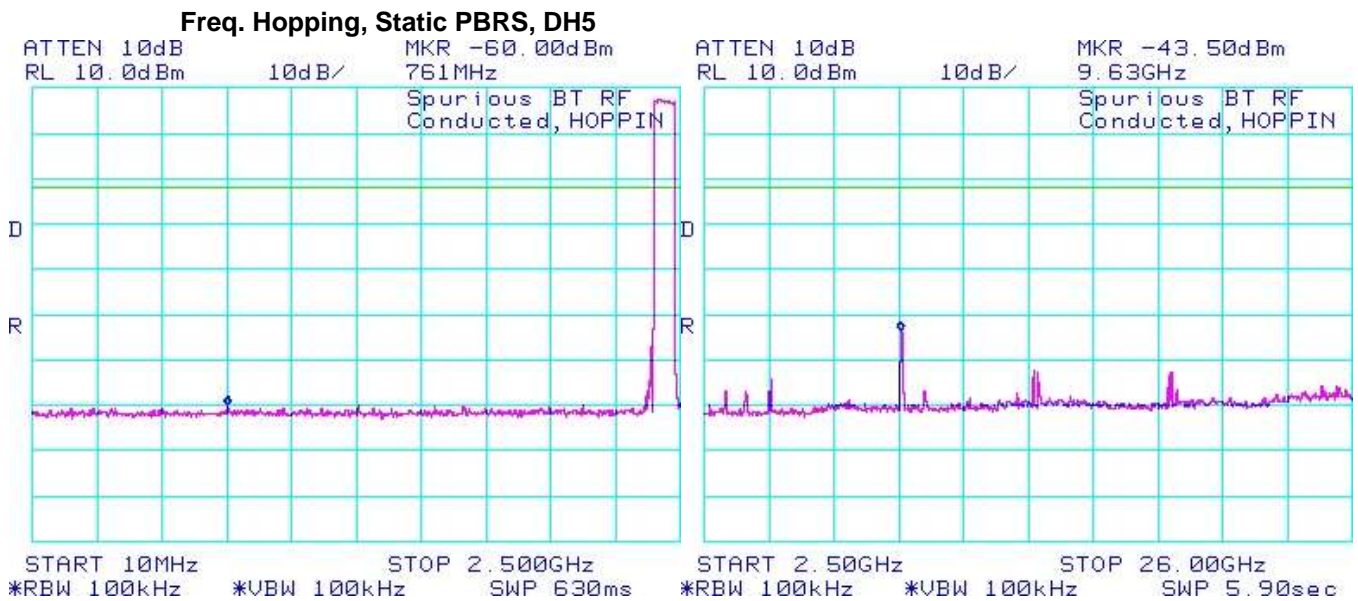



Figure 2-39: Spurious RF Conducted Emissions




	EMI Test Report for the BlackBerry® smartphone Model RDD71UW, RDX71UW	
	APPENDIX 2	
Test Report No. RTS-2579-1107-66B	Dates of Test April 18 and July 06, 2011	FCC ID: L6ARDD70UW IC: 2503A-RDD70UW FCC ID: L6ARDX70UW IC: 2503A-RDX70UW

Bluetooth RF Conducted Emission Test Results cont'd

Using pattern type “Static PBRs” and packet type “3-DH5” during the measurements.

Bluetooth Channel	Channel Power (dBm)	Max. Measured Level (dBm)	Max. Measured Level from carrier (dBc)	Limit (dBc)
0	7.83	-47.17	-55.00	-20
39	8.50	-50.50	-59.00	-20
78	8.00	-49.83	-57.83	-20
Hopping mode	7.83	-47.67	-55.50	-20

See figures 2-40 to 2-43 for the plots of the spurious RF conducted emissions.

	EMI Test Report for the BlackBerry® smartphone Model RDD71UW, RDX71UW	
	APPENDIX 2	
Test Report No. RTS-2579-1107-66B	Dates of Test April 18 and July 06, 2011	FCC ID: L6ARDD70UW IC: 2503A-RDD70UW FCC ID: L6ARDX70UW IC: 2503A-RDX70UW

Bluetooth RF Conducted Emission Test Results cont'd

Figure 2-40 : Spurious RF Conducted Emissions

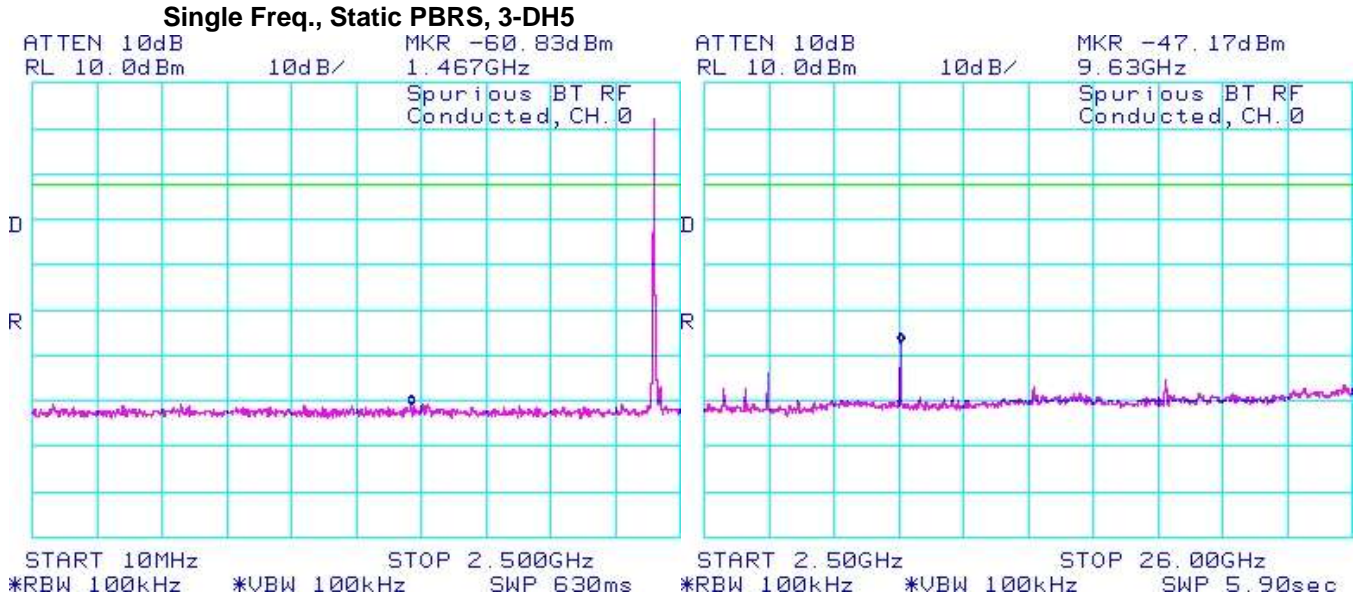
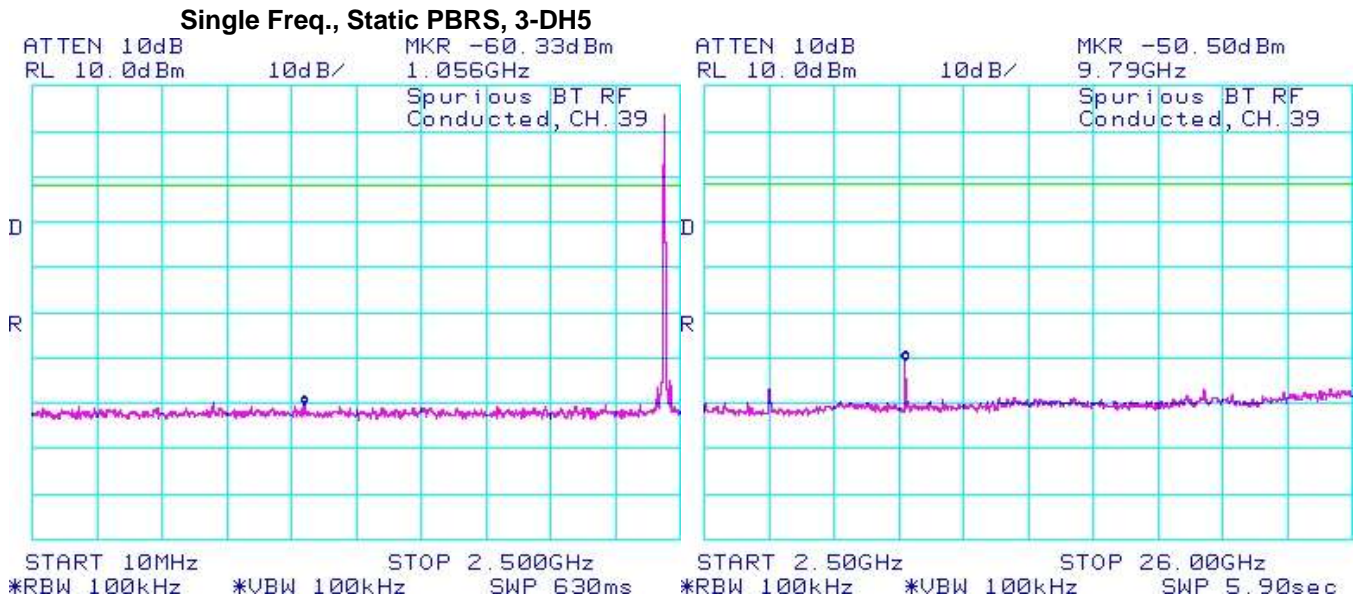



Figure 2-41: Spurious RF Conducted Emissions



	EMI Test Report for the BlackBerry® smartphone Model RDD71UW, RDX71UW APPENDIX 2	
	Test Report No. RTS-2579-1107-66B	Dates of Test April 18 and July 06, 2011

Bluetooth RF Conducted Emission Test Results cont'd

Figure 2-42: Spurious RF Conducted Emissions

Single Freq., Static PBRs, 3-DH5

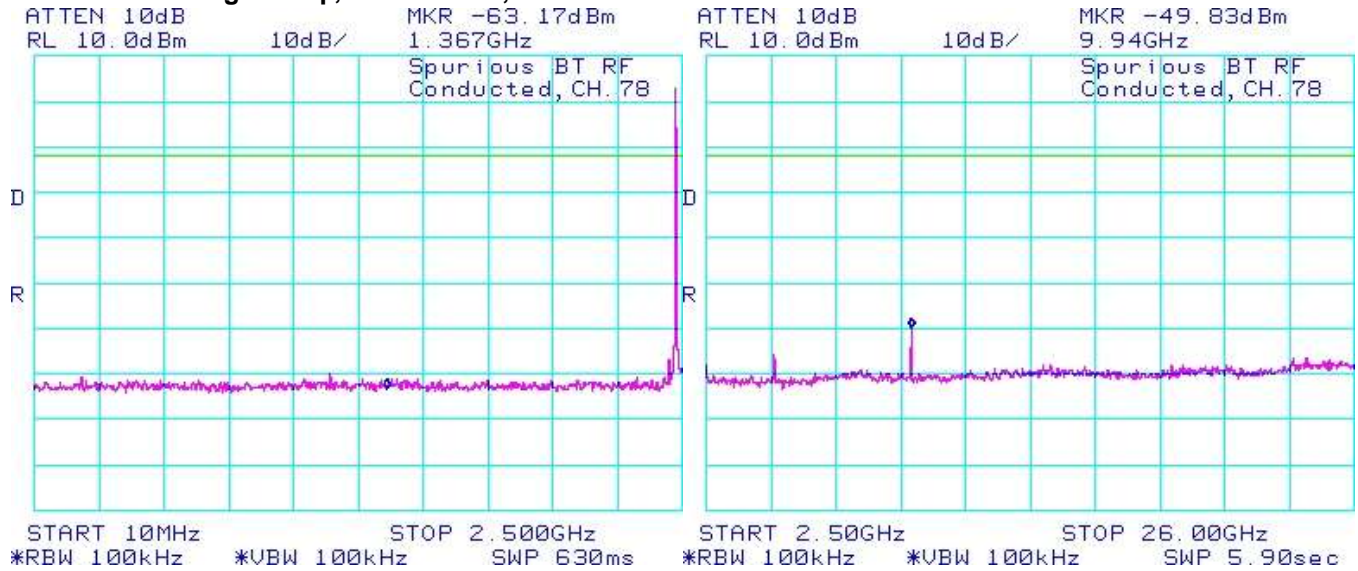
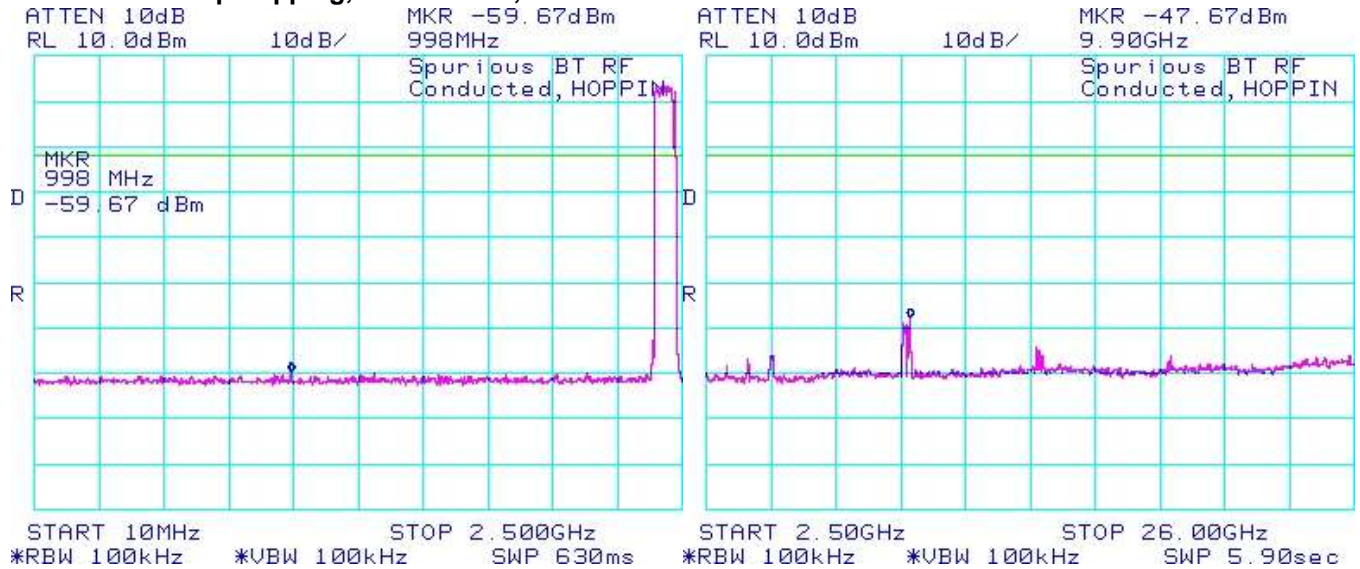



Figure 2-43 : Spurious RF Conducted Emissions

Freq. Hopping, Static PBRs, 3-DH5



	EMI Test Report for the BlackBerry® smartphone Model RDD71UW, RDX71UW APPENDIX 3	
Test Report No. RTS-2579-1107-66B	Dates of Test April 18 and July 06, 2011	FCC ID: L6ARDD70UW IC: 2503A-RDD70UW FCC ID: L6ARDX70UW IC: 2503A-RDX70UW

APPENDIX 3 – 802.11b/g/n CONDUCTED EMISSIONS TEST DATA/PLOTS

APPENDIX 3
Test Report No.
 RTS-2579-1107-66B


Dates of Test
 April 18 and July 06, 2011

FCC ID: L6ARDD70UW **IC:** 2503A-RDD70UW
FCC ID: L6ARDX70UW **IC:** 2503A-RDX70UW

802.11b/g/n RF Conducted Emission Test Results cont'd
6 dB Bandwidth


The EUT met the requirements of the 6 dB bandwidth as per 47 CFR 15.247(a) (2) and RSS-210. Channels 1, 6 and 11 were measured at 1 Mbps, 5.5 Mbps, and 11Mbps each for 802.11b mode, 6 Mbps, 24 Mbps, and 54 Mbps each for 802.11g mode, and MCS 0, 4, and 7 for 802.11n mode.

Channel	Data Rate	Limit (kHz)	Measured Level (MHz)
1	1 Mbps	≥ 500	10.10
	5.5 Mbps	≥ 500	10.47
	11 Mbps	≥ 500	10.53
	6 Mbps	≥ 500	16.43
	24 Mbps	≥ 500	16.60
	54 Mbps	≥ 500	16.63
	MCS 0	≥ 500	17.03
	MCS 4	≥ 500	17.67
	MCS 7	≥ 500	17.80
6	1 Mbps	≥ 500	10.10
	5.5 Mbps	≥ 500	10.67
	11 Mbps	≥ 500	11.10
	6 Mbps	≥ 500	16.37
	24 Mbps	≥ 500	16.63
	54 Mbps	≥ 500	16.63
	MCS 0	≥ 500	16.67
	MCS 4	≥ 500	17.67
	MCS 7	≥ 500	17.77

	EMI Test Report for the BlackBerry® smartphone Model RDD71UW, RDX71UW	
	APPENDIX 3	
Test Report No. RTS-2579-1107-66B	Dates of Test April 18 and July 06, 2011	FCC ID: L6ARDD70UW IC: 2503A-RDD70UW FCC ID: L6ARDX70UW IC: 2503A-RDX70UW

802.11b/g/n RF Conducted Emission Test Results cont'd

Channel	Data Rate	Limit (kHz)	Measured Level (MHz)
11	1 Mbps	≥ 500	10.10
	5.5 Mbps	≥ 500	10.60
	11 Mbps	≥ 500	11.17
	6 Mbps	≥ 500	16.40
	24 Mbps	≥ 500	16.53
	54 Mbps	≥ 500	16.60
	MCS 0	≥ 500	17.03
	MCS 4	≥ 500	17.77
	MCS 7	≥ 500	17.77

	EMI Test Report for the BlackBerry® smartphone Model RDD71UW, RDX71UW	
	APPENDIX 3	
Test Report No. RTS-2579-1107-66B	Dates of Test April 18 and July 06, 2011	FCC ID: L6ARDD70UW IC: 2503A-RDD70UW FCC ID: L6ARDX70UW IC: 2503A-RDX70UW

802.11b/g/n RF Conducted Emission Test Results cont'd

See figures 3-1 to 3-9 for the plots of the 6 dB bandwidth measurements for Channels 1, 6, and 11, at 1 Mbps each for 802.11b mode, 6 Mbps each for 802.11g mode, and MCS 0 each for 802.11n mode.

Figure 3-1: 6 dB Bandwidth

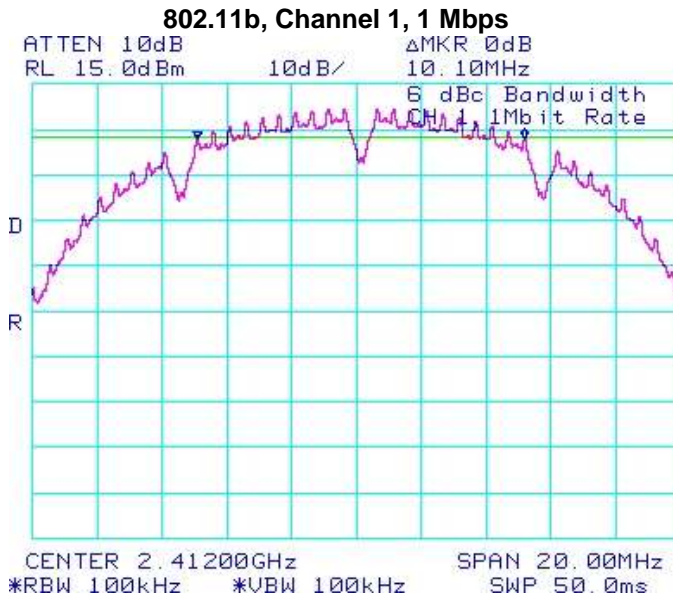


Figure 3-2: 6 dB Bandwidth

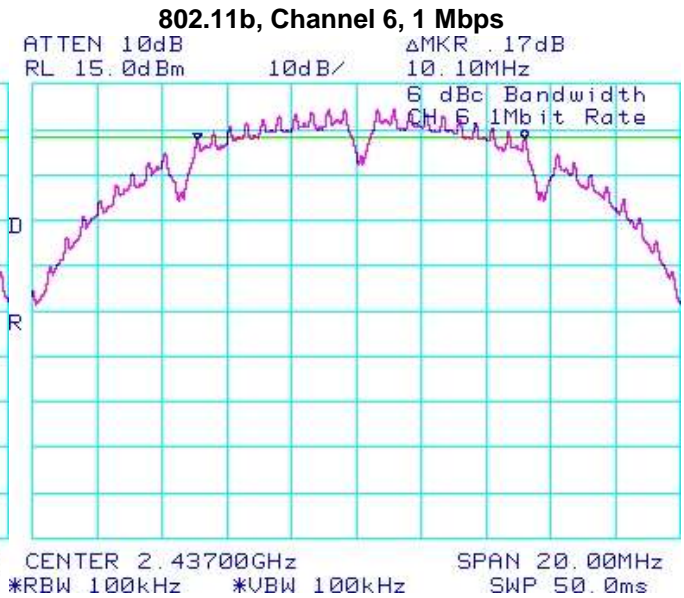


Figure 3-3: 6 dB Bandwidth

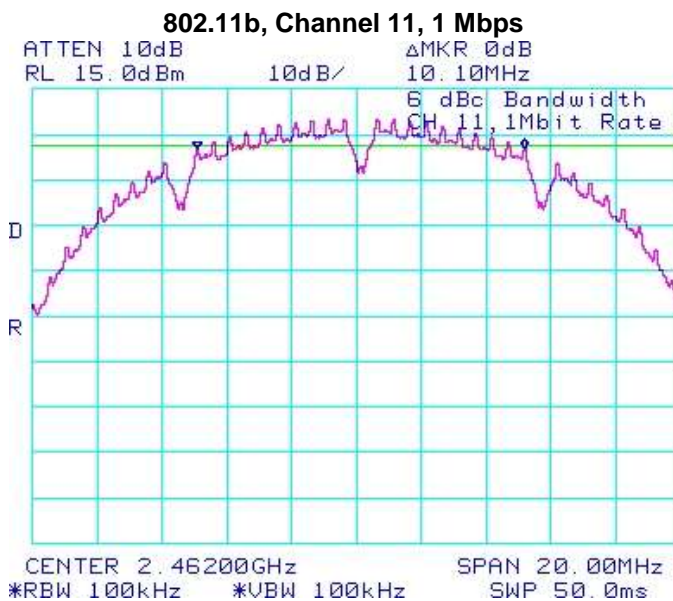
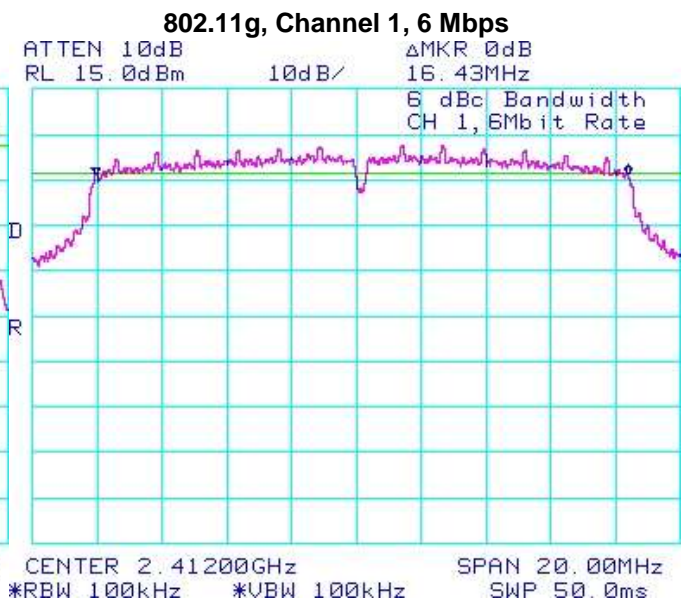



Figure 3-4: 6 dB Bandwidth



	EMI Test Report for the BlackBerry® smartphone Model RDD71UW, RDX71UW APPENDIX 3	
	Test Report No. RTS-2579-1107-66B	Dates of Test April 18 and July 06, 2011

802.11b/g/n RF Conducted Emission Test Results cont'd

Figure 3-5: 6 dB Bandwidth

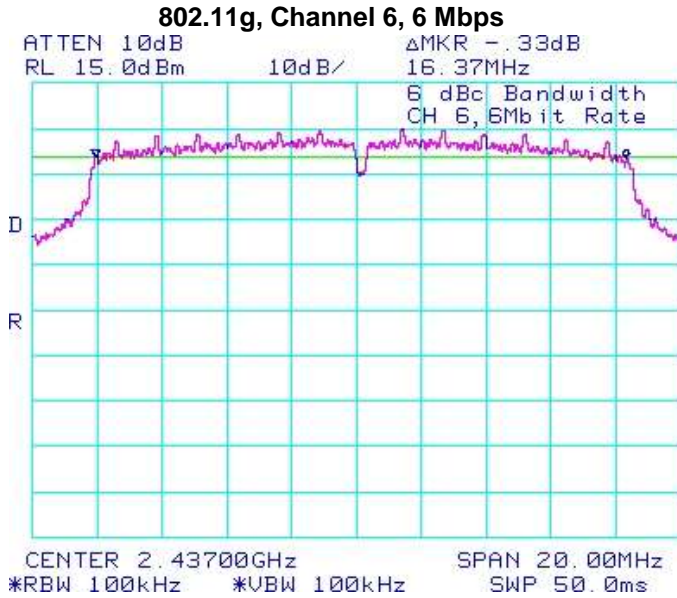


Figure 3-6: 6 dB Bandwidth

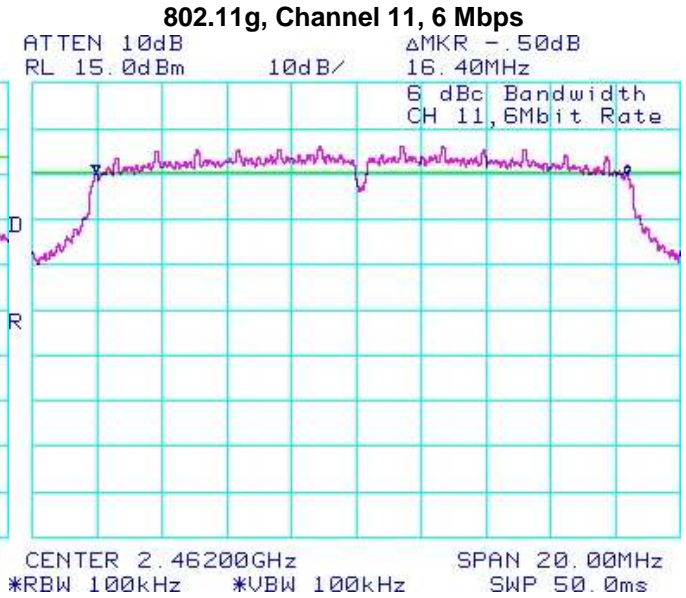


Figure 3-7: 6 dB Bandwidth

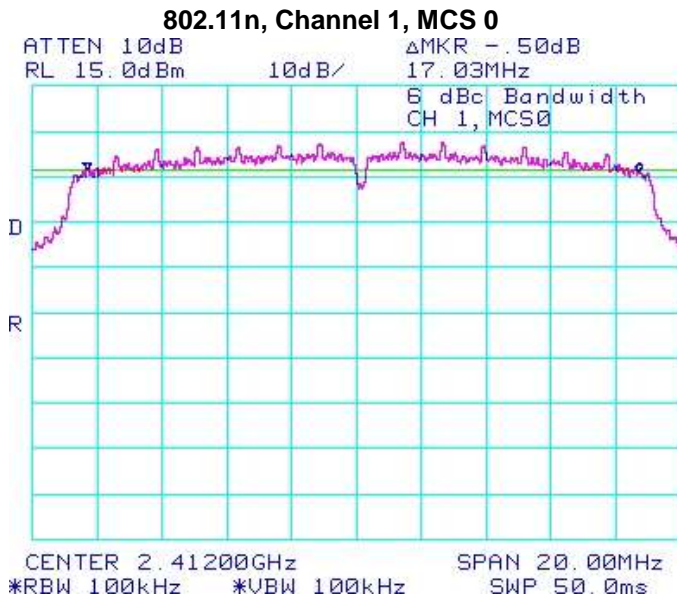
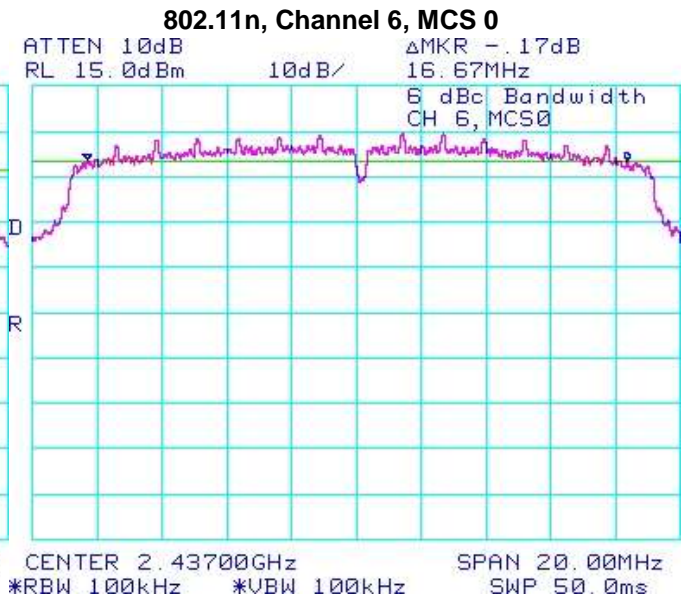



Figure 3-8: 6 dB Bandwidth



	EMI Test Report for the BlackBerry® smartphone Model RDD71UW, RDX71UW	
	APPENDIX 3	
Test Report No. RTS-2579-1107-66B	Dates of Test April 18 and July 06, 2011	FCC ID: L6ARDD70UW IC: 2503A-RDD70UW FCC ID: L6ARDX70UW IC: 2503A-RDX70UW

802.11b/g/n RF Conducted Emission Test Results cont'd

Maximum Conducted Output Power

The EUT met the requirements of the maximum conducted output power of class 2 as per 47 CFR 15.247(b) (3) and RSS-210. Channels 1, 6 and 11 were measured at 1 Mbps, 5.5 Mbps, and 11 Mbps each for 802.11b mode, 6 Mbps, 24 Mbps, and 54 Mbps each for 802.11g mode, and MCS 0, 4 and 7 for 802.11n mode using an Agilent power meter, model N1911A with model N1921A power sensor. A reference offset of 18.4 dB was applied to the power meter reference level for the coaxial cable loss and attenuators in the test circuit.

Channel	Data Rate	Class 2 Limit (W)	Measured Level (dBm)	Measured Level (mW)
1	1 Mbps	< 1.00	17.67	58.48
	5.5 Mbps	< 1.00	17.64	58.08
	11 Mbps	< 1.00	17.54	56.75
	6 Mbps	< 1.00	13.44	22.08
	24 Mbps	< 1.00	13.42	21.98
	54 Mbps	< 1.00	11.87	15.38
	MCS 0	< 1.00	13.28	21.28
	MCS 4	< 1.00	13.32	21.48
	MCS 7	< 1.00	10.85	12.16
6	1 Mbps	< 1.00	17.56	57.02
	5.5 Mbps	< 1.00	17.49	56.10
	11 Mbps	< 1.00	17.51	56.36
	6 Mbps	< 1.00	15.83	38.28
	24 Mbps	< 1.00	13.33	21.53
	54 Mbps	< 1.00	11.87	15.38
	MCS 0	< 1.00	15.70	37.15
	MCS 4	< 1.00	13.27	21.23
	MCS 7	< 1.00	10.76	11.91



EMI Test Report for the BlackBerry® smartphone Model RDD71UW, RDX71UW

APPENDIX 3


Test Report No.
RTS-2579-1107-66B

Dates of Test
April 18 and July 06, 2011

FCC ID: L6ARDD70UW **IC:** 2503A-RDD70UW
FCC ID: L6ARDX70UW **IC:** 2503A-RDX70UW

802.11b/g/n RF Conducted Emission Test Results cont'd

Channel	Data Rate	Class 2 Limit (W)	Measured Level (dBm)	Measured Level (mW)
11	1 Mbps	< 1.00	17.08	51.05
	5.5 Mbps	< 1.00	17.02	50.35
	11 Mbps	< 1.00	17.03	50.47
	6 Mbps	< 1.00	12.72	18.71
	24 Mbps	< 1.00	12.75	18.84
	54 Mbps	< 1.00	11.30	13.49
	MCS 0	< 1.00	12.65	18.41
	MCS 4	< 1.00	12.78	18.97
	MCS 7	< 1.00	10.26	10.62

	EMI Test Report for the BlackBerry® smartphone Model RDD71UW, RDX71UW	
	APPENDIX 3	
Test Report No. RTS-2579-1107-66B	Dates of Test April 18 and July 06, 2011	FCC ID: L6ARDD70UW IC: 2503A-RDD70UW FCC ID: L6ARDX70UW IC: 2503A-RDX70UW


802.11b/g/n RF Conducted Emission Test Results cont'd

Band Edge Compliance

The EUT met the requirements of the band edge compliance as per 47 CFR 15.247(c) and RSS-210. Channels 1 and 11 were measured at 1 Mbps, 5.5 Mbps, and 11 Mbps each for 802.11b mode, 6 Mbps, 24 Mbps, and 54 Mbps each for 802.11g mode, and MCS 0, 4 and 7 for 802.11n mode.

Channel	Data Rate	Limit (dBc)	Measured Level (dBc)	Margin (dBc)
1	1 Mbps	< -20	-42.84	-22.84
	5.5 Mbps	< -20	-45.00	-25.00
	11 Mbps	< -20	-44.50	-24.50
	6 Mbps	< -20	-28.00	-8.00
	24 Mbps	< -20	-29.67	-9.67
	54 Mbps	< -20	-31.17	-11.17
	MCS 0	< -20	-26.17	-6.17
	MCS 4	< -20	-28.33	-8.33
	MCS 7	< -20	-28.50	-8.50
11	1 Mbps	< -20	-53.34	-33.34
	5.5 Mbps	< -20	-56.33	-36.33
	11 Mbps	< -20	-55.50	-35.50
	6 Mbps	< -20	-47.66	-27.66
	24 Mbps	< -20	-47.67	-27.67
	54 Mbps	< -20	-49.00	-29.00
	MCS 0	< -20	-44.17	-24.17
	MCS 4	< -20	-48.43	-28.43
	MCS 7	< -20	-42.84	-29.50

See figures 3-10 to 3-15 for the plots of the band edge compliance measurements for Channels 1 and 11, at 1 Mbps each for 802.11b mode, 6 Mbps each for 802.11g mode, and MCS 0 each for 802.11n mode.

	EMI Test Report for the BlackBerry® smartphone Model RDD71UW, RDX71UW APPENDIX 3	
	Test Report No. RTS-2579-1107-66B	Dates of Test April 18 and July 06, 2011

802.11b/g/n RF Conducted Emission Test Results cont'd

Figure 3-10: Band Edge Compliance

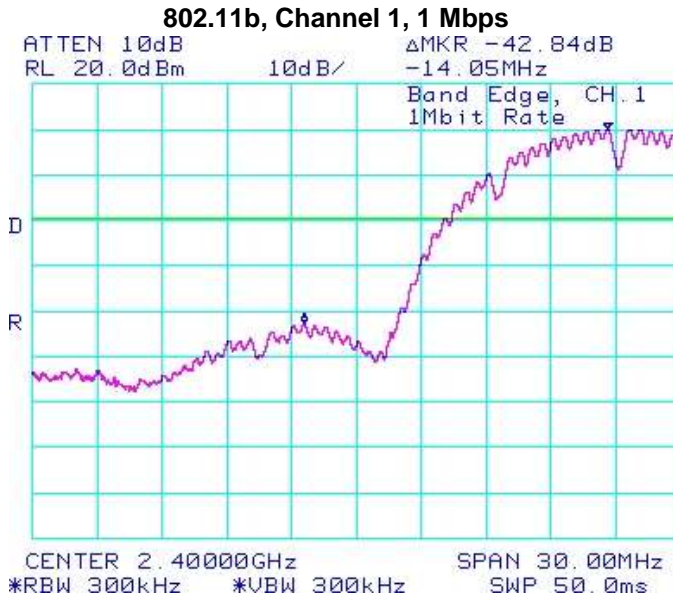


Figure 3-11: Band Edge Compliance

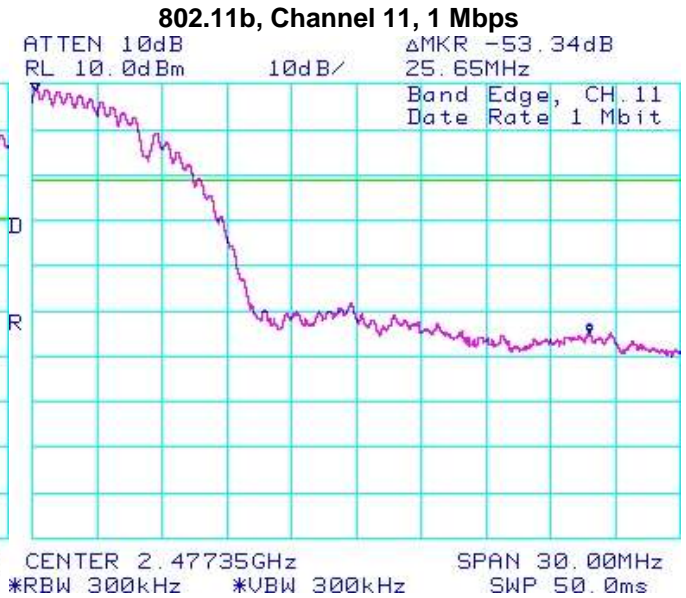


Figure 3-12: Band Edge Compliance

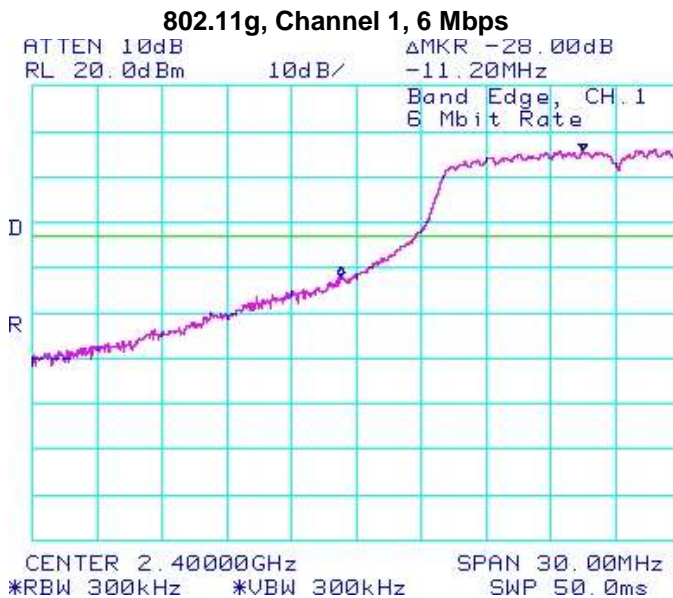
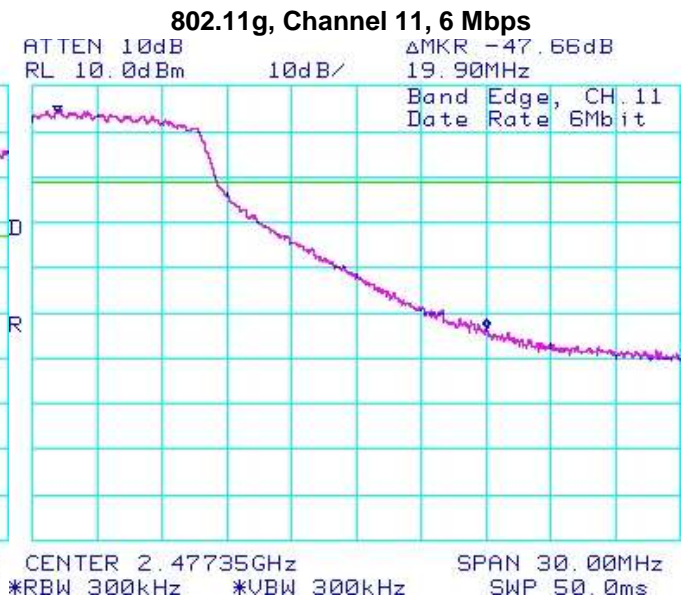



Figure 3-13: Band Edge Compliance



		EMI Test Report for the BlackBerry® smartphone Model RDD71UW, RDX71UW APPENDIX 3
Test Report No. RTS-2579-1107-66B	Dates of Test April 18 and July 06, 2011	FCC ID: L6ARDD70UW IC: 2503A-RDD70UW FCC ID: L6ARDX70UW IC: 2503A-RDX70UW

802.11b/g/n RF Conducted Emission Test Results cont'd

Figure 3-14: Band Edge Compliance

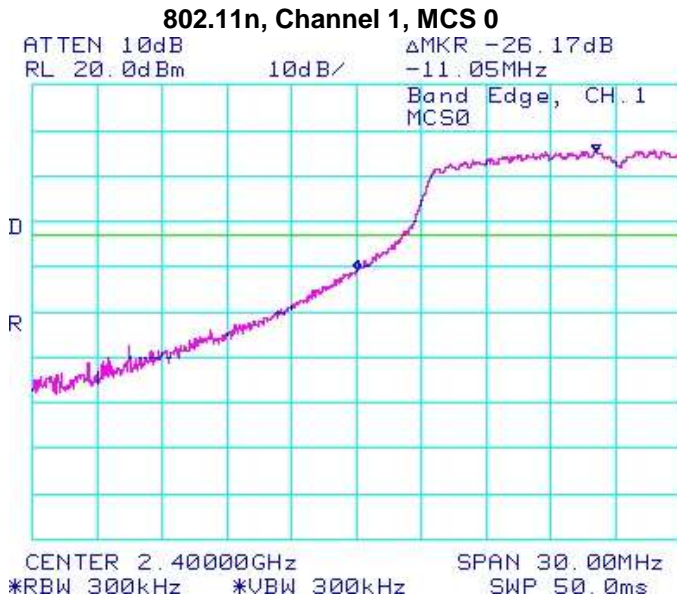
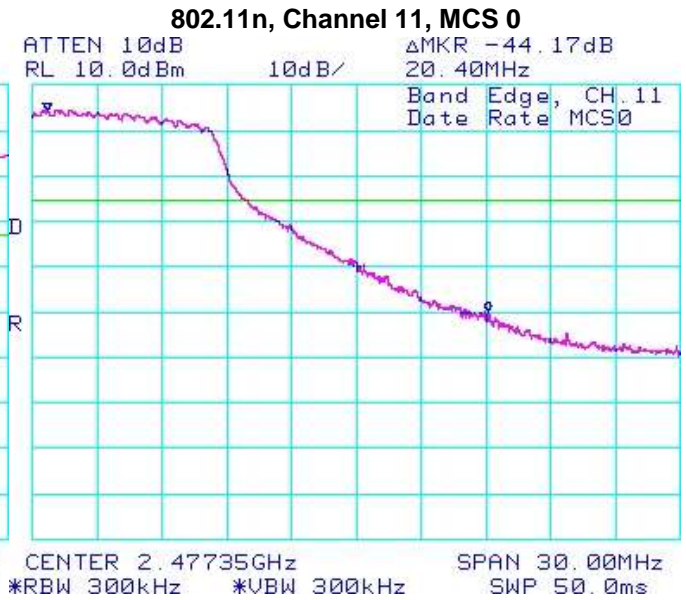



Figure 3-15: Band Edge Compliance




	EMI Test Report for the BlackBerry® smartphone Model RDD71UW, RDX71UW	
	APPENDIX 3	
Test Report No. RTS-2579-1107-66B	Dates of Test April 18 and July 06, 2011	FCC ID: L6ARDD70UW IC: 2503A-RDD70UW FCC ID: L6ARDX70UW IC: 2503A-RDX70UW

802.11b/g/n RF Conducted Emission Test Results cont'd

Peak Power Spectral Density


The EUT met the requirements of the peak power spectral density as per 47 CFR 15.247(d) and RSS-210. Channels 1, 6 and 11 were measured at 1 Mbps, 5.5 Mbps, and 11 Mbps each for 802.11b mode, 6 Mbps, 24 Mbps, and 54 Mbps each for 802.11g mode, and MCS 0, 4, and 7 for 802.11n mode.

Channel	Data Rate	Limit (dBm)	Measured Level (dBm)	Margin (dBm)
1	1 Mbps	< 8.00	-2.50	-10.50
	5.5 Mbps	< 8.00	-4.00	-12.00
	11 Mbps	< 8.00	-3.88	-11.88
	6 Mbps	< 8.00	-10.00	-18.00
	24 Mbps	< 8.00	-12.33	-20.33
	54 Mbps	< 8.00	-11.50	-19.50
	MCS 0	< 8.00	-9.67	-17.67
	MCS 4	< 8.00	-10.00	-18.00
	MCS 7	< 8.00	-12.33	-20.33
6	1 Mbps	< 8.00	-2.67	-10.67
	5.5 Mbps	< 8.00	-4.50	-12.50
	11 Mbps	< 8.00	-3.50	-11.50
	6 Mbps	< 8.00	-7.50	-15.50
	24 Mbps	< 8.00	-9.67	-17.67
	54 Mbps	< 8.00	-11.67	-19.67
	MCS 0	< 8.00	-7.00	-15.00
	MCS 4	< 8.00	-10.33	-18.33
	MCS 7	< 8.00	-12.67	-20.67

	EMI Test Report for the BlackBerry® smartphone Model RDD71UW, RDX71UW	
	APPENDIX 3	
Test Report No. RTS-2579-1107-66B	Dates of Test April 18 and July 06, 2011	FCC ID: L6ARDD70UW IC: 2503A-RDD70UW FCC ID: L6ARDX70UW IC: 2503A-RDX70UW

802.11b/g/n RF Conducted Emission Test Results cont'd

Channel	Data Rate	Limit (dBm)	Measured Level (dBm)	Margin (dBm)
11	1 Mbps	< 8.00	-3.33	-11.33
	5.5 Mbps	< 8.00	-5.17	-13.17
	11 Mbps	< 8.00	-4.33	-12.33
	6 Mbps	< 8.00	-10.83	-18.83
	24 Mbps	< 8.00	-10.50	-18.50
	54 Mbps	< 8.00	-12.50	-20.50
	MCS 0	< 8.00	-10.67	-18.67
	MCS 4	< 8.00	-11.50	-19.50
MCS 7	< 8.00	-13.67	-21.67	

	EMI Test Report for the BlackBerry® smartphone Model RDD71UW, RDX71UW APPENDIX 3	
	Test Report No. RTS-2579-1107-66B	Dates of Test April 18 and July 06, 2011

802.11b/g/n RF Conducted Emission Test Results cont'd

See figures 3-16 to 3-24 for the plots of the peak power spectral density for Channels 1, 6 and 11, at 1 Mbps each for 802.11b mode, 6 Mbps each for 802.11g mode, and MCS 0 for 802.11n mode.

Figure 3-16: Peak Power Spectral Density

802.11b, Channel 1, 1 Mbps

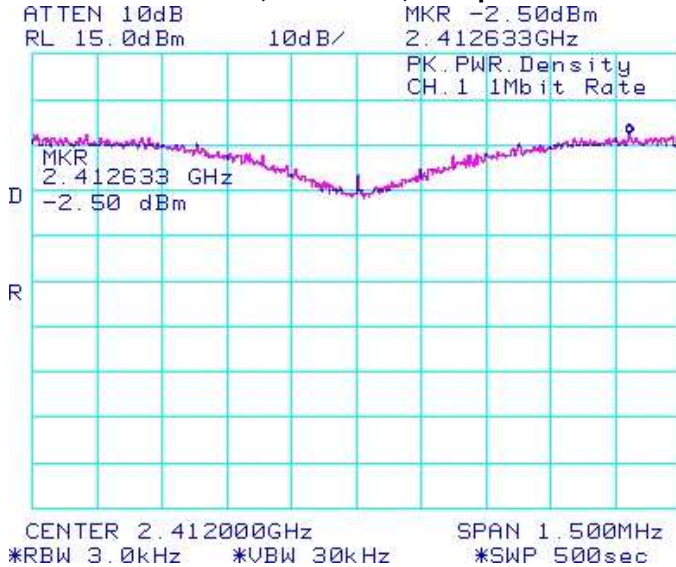


Figure 3-17: Peak Power Spectral Density

802.11b, Channel 6, 1 Mbps

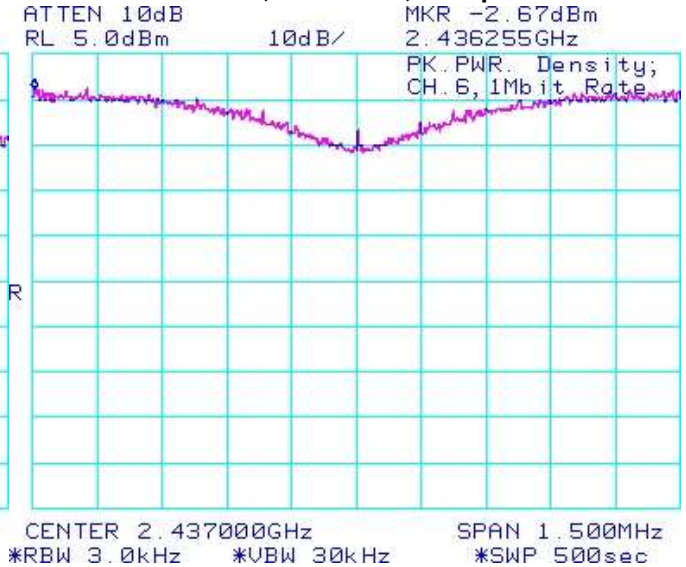
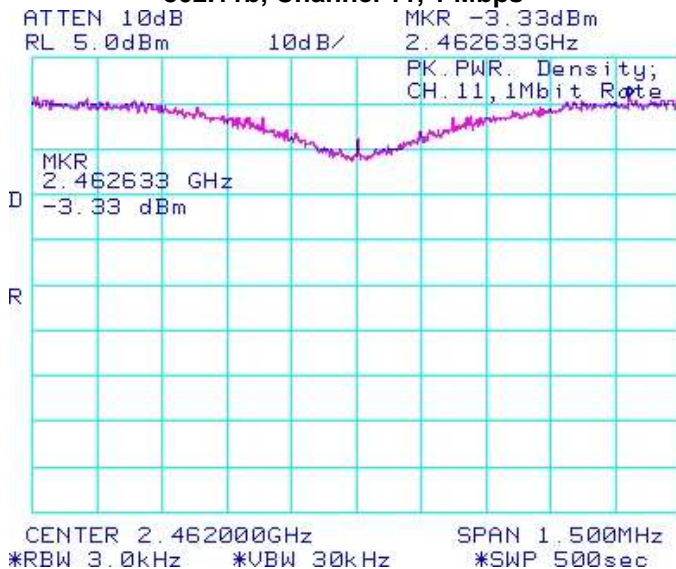



Figure 3-18: Peak Power Spectral Density

802.11b, Channel 11, 1 Mbps



	EMI Test Report for the BlackBerry® smartphone Model RDD71UW, RDX71UW APPENDIX 3	
	Test Report No. RTS-2579-1107-66B	Dates of Test April 18 and July 06, 2011

802.11b/g/n RF Conducted Emission Test Results cont'd

Figure 3-19: Peak Power Spectral Density

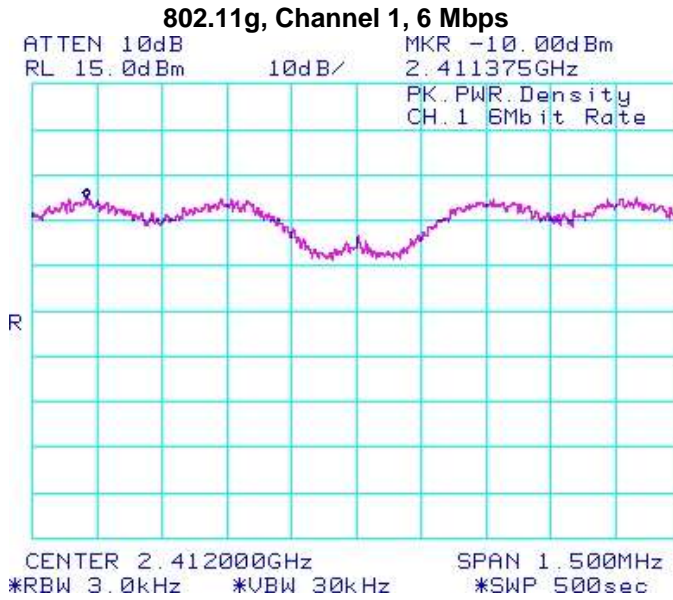


Figure 3-20: Peak Power Spectral Density

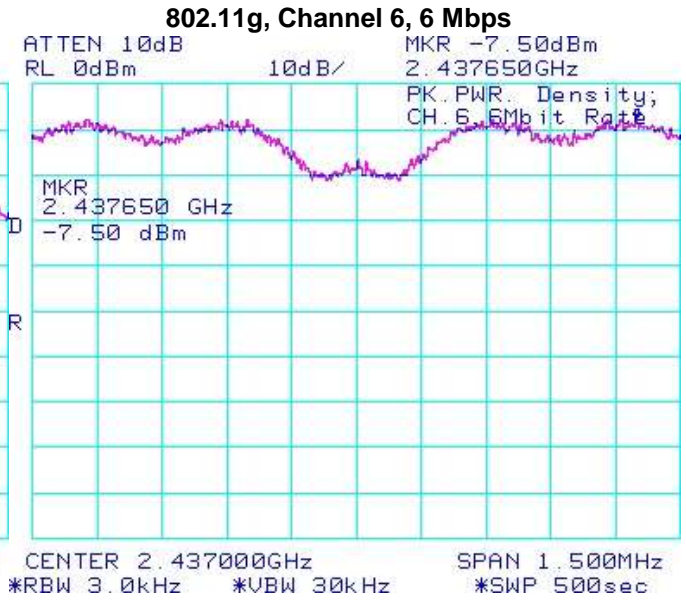
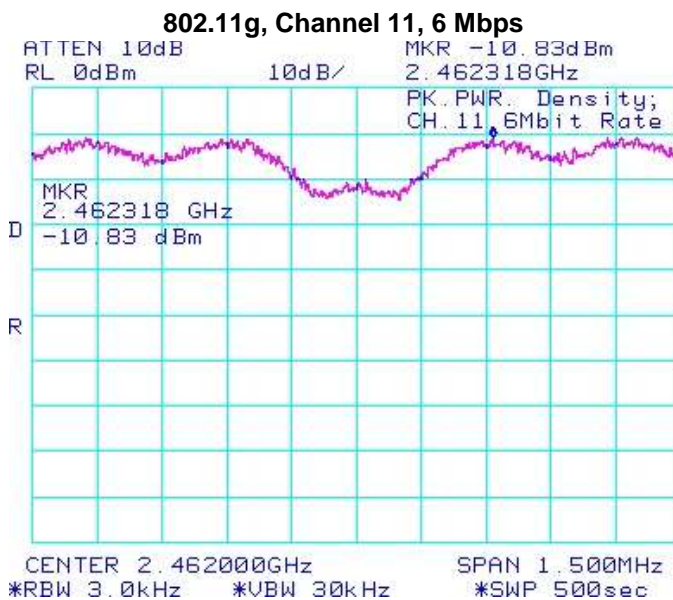



Figure 3-21: Peak Power Spectral Density



		EMI Test Report for the BlackBerry® smartphone Model RDD71UW, RDX71UW APPENDIX 3	
Test Report No. RTS-2579-1107-66B	Dates of Test April 18 and July 06, 2011	FCC ID: L6ARDD70UW IC: 2503A-RDD70UW FCC ID: L6ARDX70UW IC: 2503A-RDX70UW	

802.11b/g/n RF Conducted Emission Test Results cont'd

Figure 3-22: Peak Power Spectral Density

802.11n, Channel 1, MCS 0

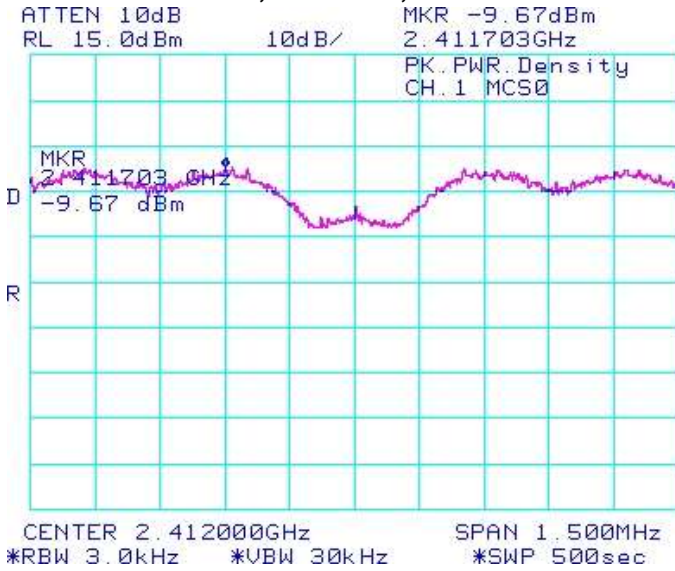


Figure 3-23: Peak Power Spectral Density

802.11n, Channel 6, MCS 0

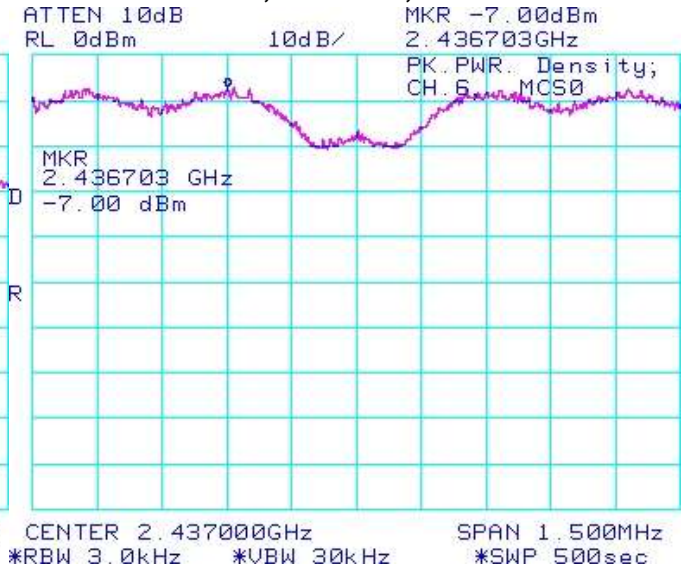


Figure 3-24: Peak Power Spectral Density

802.11n, Channel 11, MCS 0



APPENDIX 3
Test Report No.
 RTS-2579-1107-66B


Dates of Test
 April 18 and July 06, 2011

FCC ID: L6ARDD70UW **IC:** 2503A-RDD70UW
FCC ID: L6ARDX70UW **IC:** 2503A-RDX70UW

802.11b/g/n RF Conducted Emission Test Results cont'd
Spurious RF Conducted Emissions

The EUT met the requirements of the spurious RF conducted emissions as per 47 CFR 15.247(c) and RSS-210. Channels 1, 6 and 11 were measured at 1 Mbps, 5.5 Mbps, and 11 Mbps each for 802.11b mode, 6 Mbps, 24 Mbps, and 54 Mbps each for 802.11g mode, and MCS 0, 4, and 7 for 802.11n mode. Peak power was measured using an Agilent power meter, model N1911A with model N1921A power sensor. A reference offset of 18.4 dB was applied to the power meter reference level for the coaxial cable loss and attenuators in the test circuit.

Channel	Data Rate	Power (dBm)	Max. Measured Level (dBm)	Max. Measured Level from Carrier (dBc)	Limit (dBc)
1	1 Mbps	17.67	-49.50	-67.17	-20
	5.5 Mbps	17.64	-46.50	-64.14	-20
	11 Mbps	17.54	-46.33	-63.87	-20
	6 Mbps	13.44	-49.33	-62.77	-20
	24 Mbps	13.42	-49.50	-62.92	-20
	54 Mbps	11.87	-49.30	-61.17	-20
	MCS 0	13.28	-49.85	-63.13	-20
	MCS 4	13.32	-49.33	-62.65	-20
	MCS 7	10.85	-50.00	-60.85	-20
6	1 Mbps	17.56	-50.33	-67.89	-20
	5.5 Mbps	17.49	-50.30	-67.79	-20
	11 Mbps	17.51	-48.83	-66.34	-20
	6 Mbps	15.83	-48.83	-64.66	-20
	24 Mbps	13.33	-49.67	-63.00	-20
	54 Mbps	11.87	-50.13	-62.00	-20
	MCS 0	15.70	-48.17	-63.87	-20
	MCS 4	13.27	-49.50	-62.77	-20
	MCS 7	10.76	-50.17	-60.93	-20


	EMI Test Report for the BlackBerry® smartphone Model RDD71UW, RDX71UW	
	APPENDIX 3	
Test Report No. RTS-2579-1107-66B	Dates of Test April 18 and July 06, 2011	FCC ID: L6ARDD70UW IC: 2503A-RDD70UW FCC ID: L6ARDX70UW IC: 2503A-RDX70UW

802.11b/g/n RF Conducted Emission Test Results cont'd

Channel	Data Rate	Power (dBm)	Max. Measured Level (dBm)	Max. Measured Level from Carrier (dBc)	Limit (dBc)
11	1 Mbps	17.08	-49.50	-66.58	-20
	5.5 Mbps	17.02	-49.38	-66.40	-20
	11 Mbps	17.03	-49.33	-66.36	-20
	6 Mbps	12.72	-49.00	-61.72	-20
	24 Mbps	12.75	-50.33	-63.08	-20
	54 Mbps	11.30	-49.50	-60.80	-20
	MCS 0	12.65	-49.67	-62.32	-20
	MCS 4	12.78	-49.67	-62.45	-20
	MCS 7	10.26	-49.83	-60.09	-20

The emissions were in the noise floor.

See figures 3-25 to 3-33 for the plots of the spurious RF conducted emissions for Channels 1, 6 and 11, at 1 Mbps each for 802.11b mode, 6 Mbps each for 802.11g mode, and MCS 0 each for 802.11n mode.

	EMI Test Report for the BlackBerry® smartphone Model RDD71UW, RDX71UW APPENDIX 3	
	Test Report No. RTS-2579-1107-66B	Dates of Test April 18 and July 06, 2011

802.11b/g/n RF Conducted Emission Test Results cont'd

Figure 3-25: Spurious Conducted RF Emissions

802.11b, Channel 1, 1 Mbps

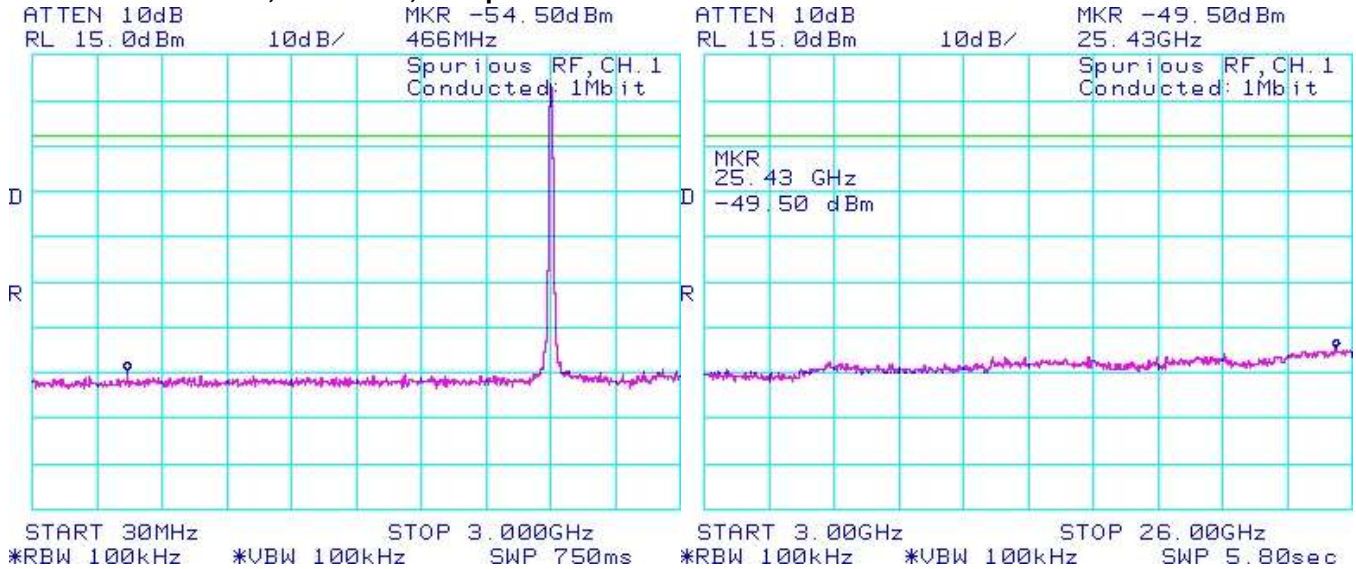
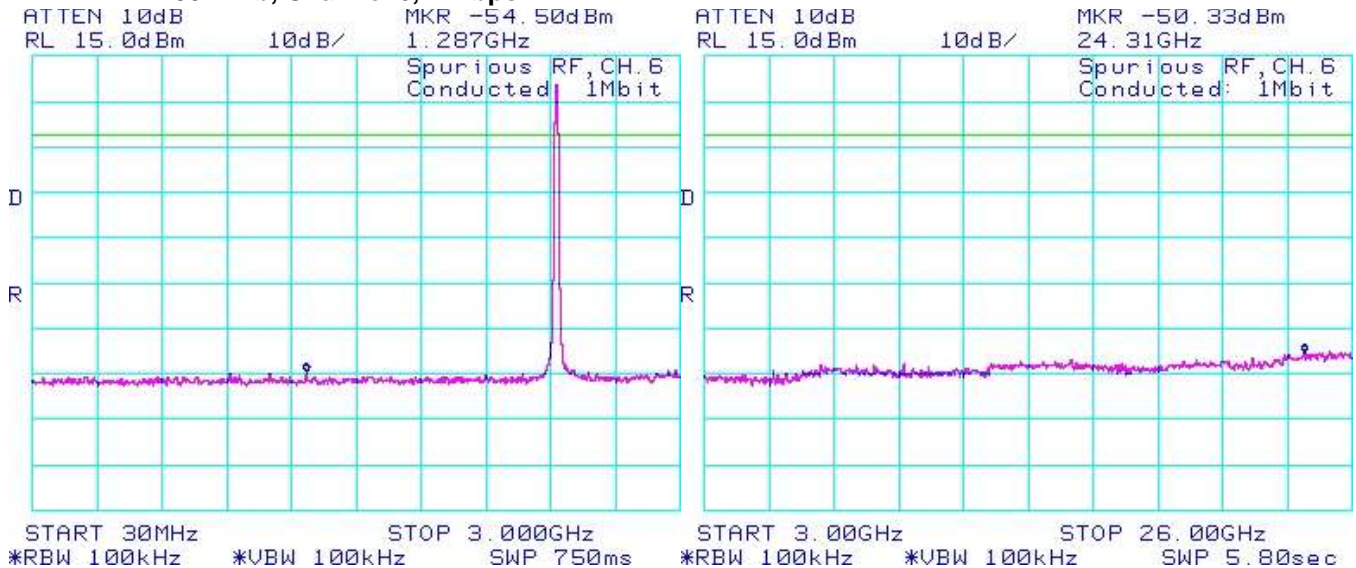



Figure 3-26 : Spurious Conducted RF Emissions

802.11b, Channel 6, 1 Mbps



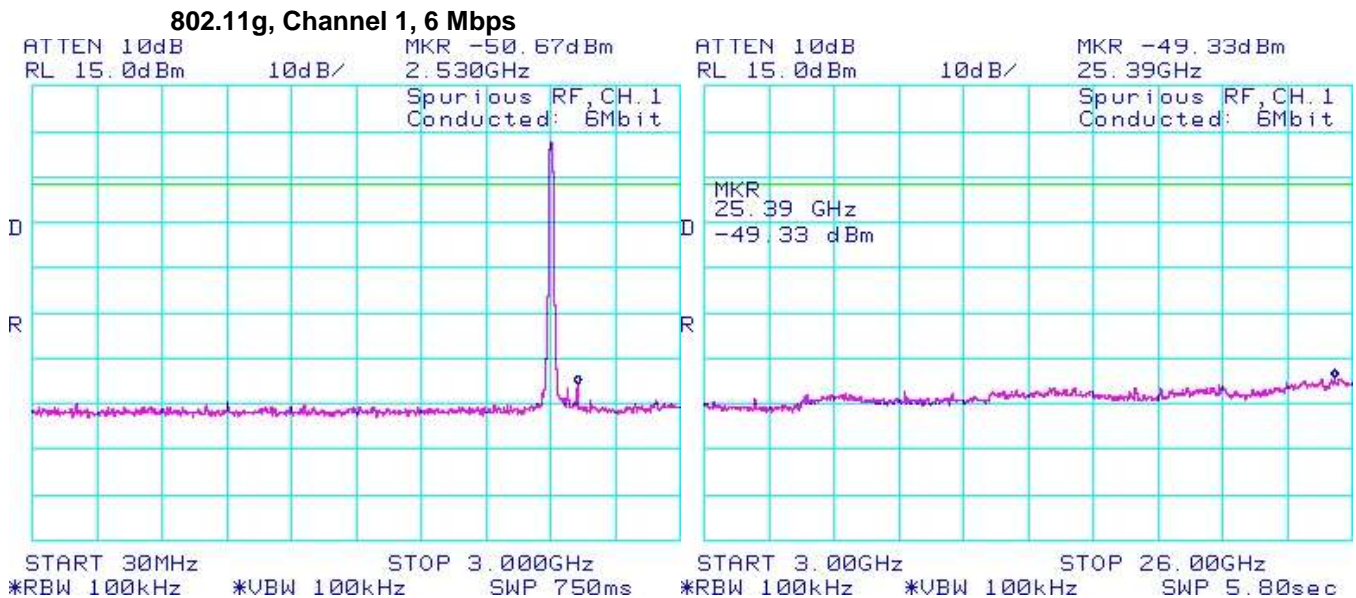
	EMI Test Report for the BlackBerry® smartphone Model RDD71UW, RDX71UW	
	APPENDIX 3	
Test Report No. RTS-2579-1107-66B	Dates of Test April 18 and July 06, 2011	FCC ID: L6ARDD70UW IC: 2503A-RDD70UW FCC ID: L6ARDX70UW IC: 2503A-RDX70UW


802.11b/g/n RF Conducted Emission Test Results cont'd

Figure 3-27: Spurious Conducted RF Emissions



Figure 3-28: Spurious Conducted RF Emissions



	EMI Test Report for the BlackBerry® smartphone Model RDD71UW, RDX71UW	
	APPENDIX 3	
Test Report No. RTS-2579-1107-66B	Dates of Test April 18 and July 06, 2011	FCC ID: L6ARDD70UW IC: 2503A-RDD70UW FCC ID: L6ARDX70UW IC: 2503A-RDX70UW

802.11b/g/n RF Conducted Emission Test Results cont'd

Figure 3-29: Spurious Conducted RF Emissions
802.11g, Channel 6, 6 Mbps

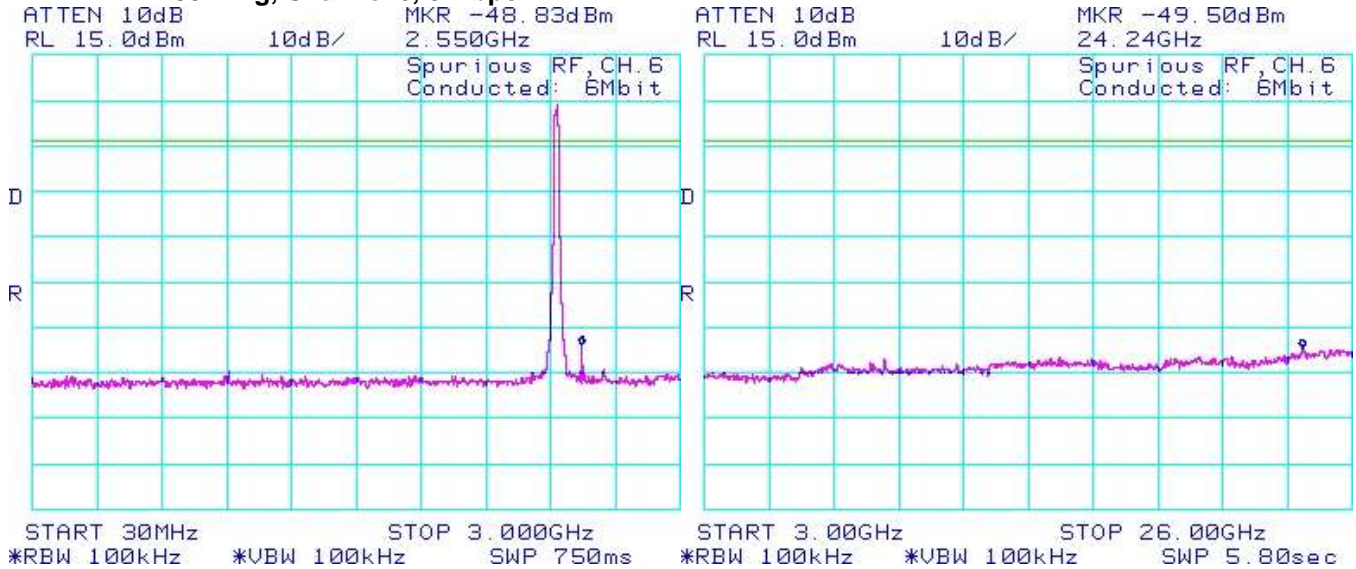
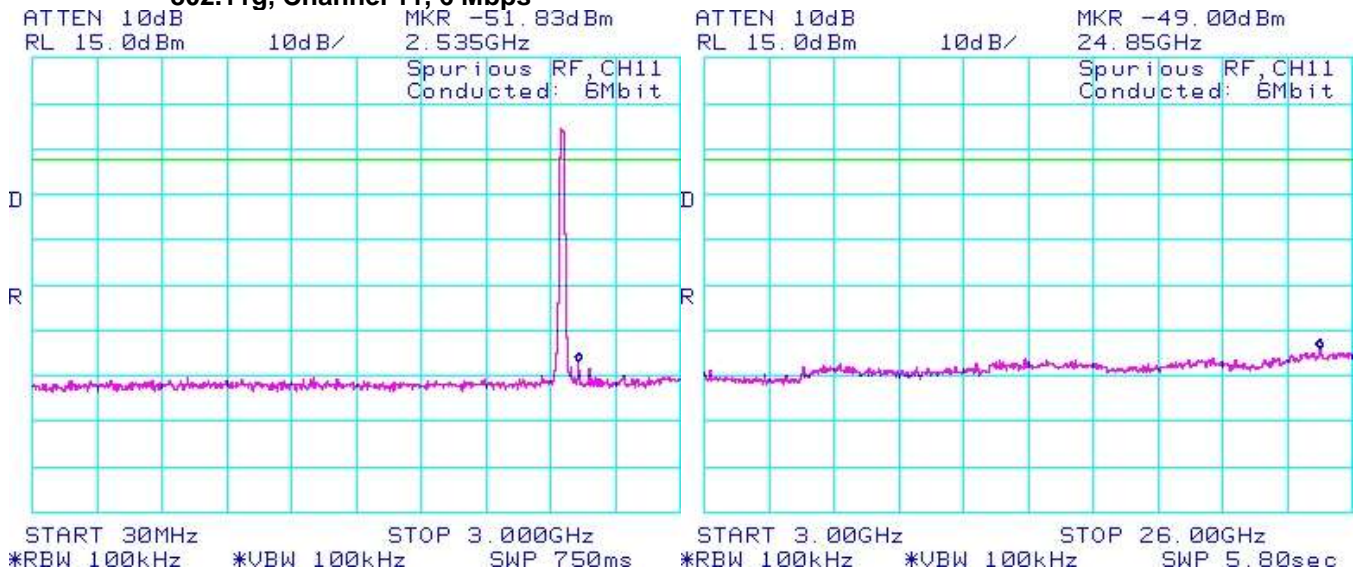



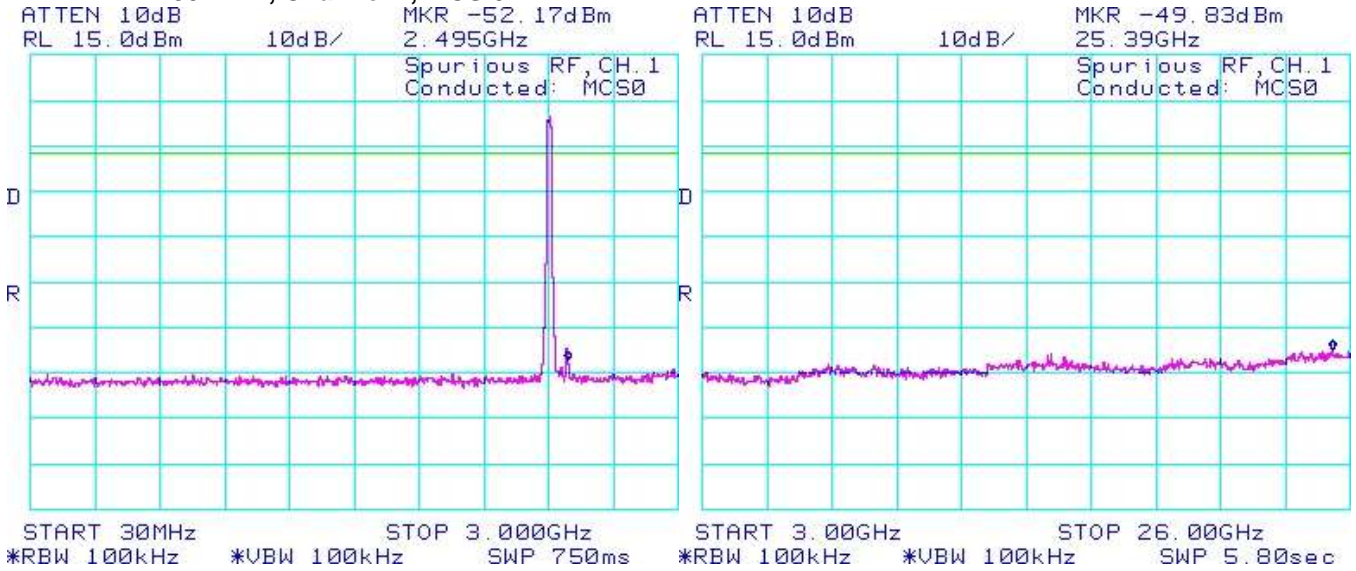
Figure 3-30: Spurious Conducted RF Emissions
802.11g, Channel 11, 6 Mbps



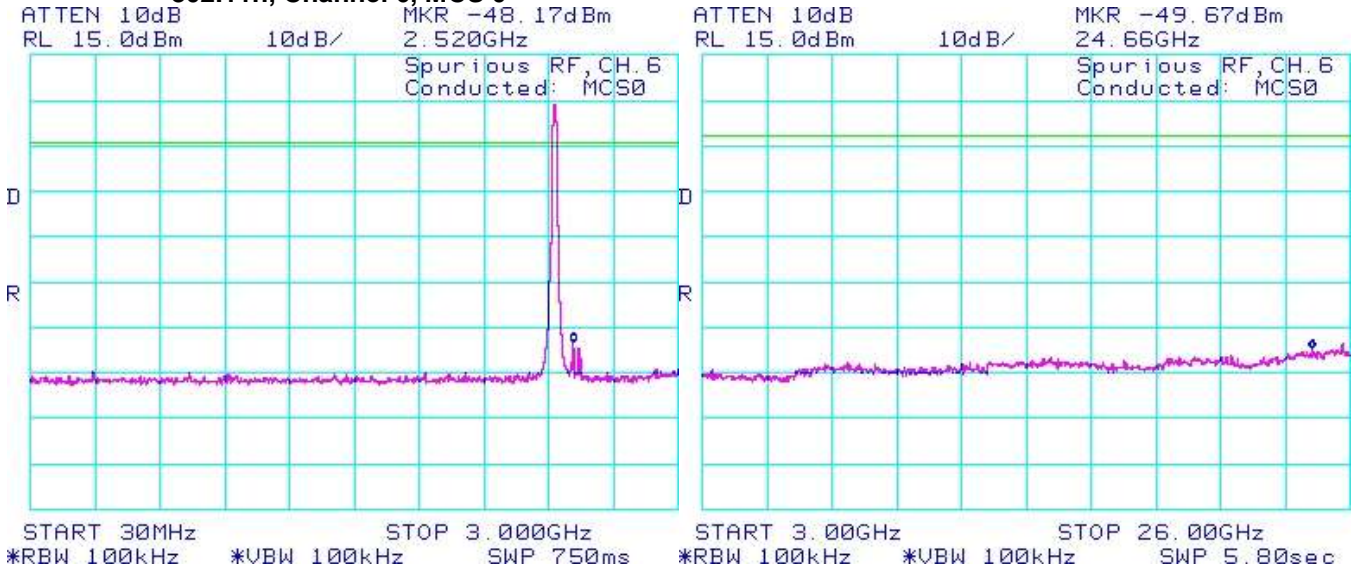
	EMI Test Report for the BlackBerry® smartphone Model RDD71UW, RDX71UW	
	APPENDIX 3	
Test Report No. RTS-2579-1107-66B	Dates of Test April 18 and July 06, 2011	FCC ID: L6ARDD70UW IC: 2503A-RDD70UW FCC ID: L6ARDX70UW IC: 2503A-RDX70UW


802.11b/g/n RF Conducted Emission Test Results cont'd

**Figure 3-31: Spurious Conducted RF Emissions
802.11n, Channel 1, MCS 0**



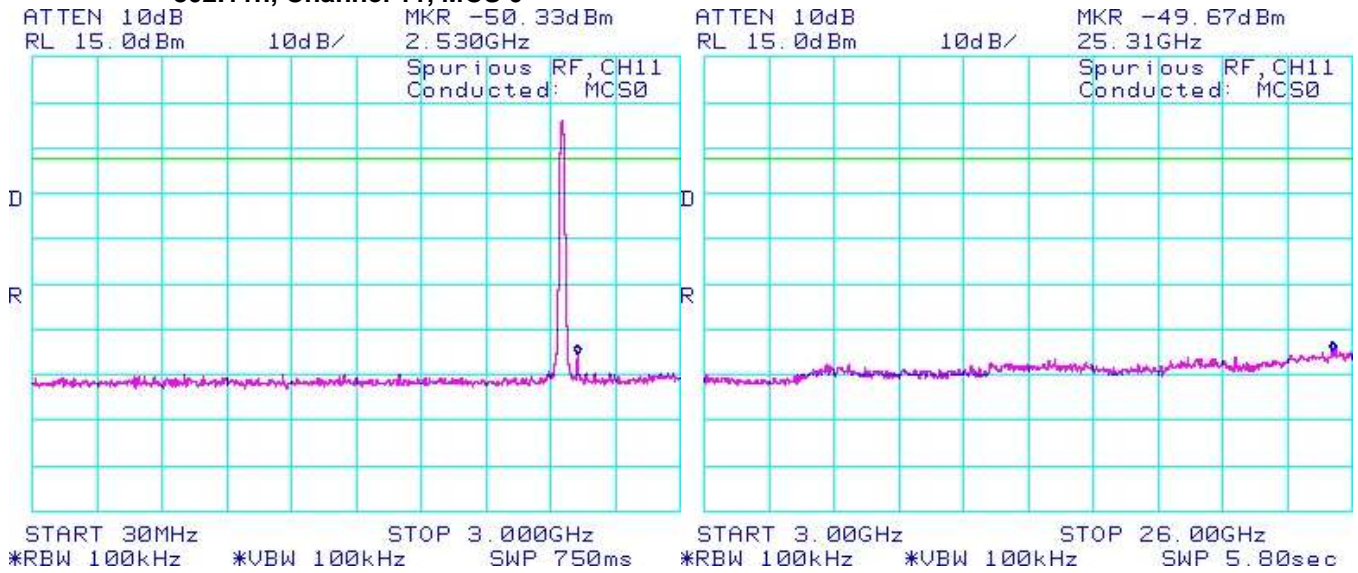
**Figure 3-32: Spurious Conducted RF Emissions
802.11n, Channel 6, MCS 0**




		EMI Test Report for the BlackBerry® smartphone Model RDD71UW, RDX71UW APPENDIX 3
Test Report No. RTS-2579-1107-66B	Dates of Test April 18 and July 06, 2011	FCC ID: L6ARDD70UW IC: 2503A-RDD70UW FCC ID: L6ARDX70UW IC: 2503A-RDX70UW


802.11b/g/n RF Conducted Emission Test Results cont'd

**Figure 3-33: Spurious Conducted RF Emissions
802.11n, Channel 11, MCS 0**



	EMI Test Report for the BlackBerry® smartphone Model RDD71UW, RDX71UW APPENDIX 4	
Test Report No. RTS-2579-1107-66B	Dates of Test April 18 and July 06, 2011	FCC ID: L6ARDD70UW IC: 2503A-RDD70UW FCC ID: L6ARDX70UW IC: 2503A-RDX70UW

APPENDIX 4 – NEAR FIELD COMMUNICATIONS TEST DATA/PLOTS

	EMI Test Report for the BlackBerry® smartphone Model RDD71UW, RDX71UW	
	APPENDIX 4	
Test Report No. RTS-2579-1107-66B	Dates of Test April 18 and July 06, 2011	FCC ID: L6ARDD70UW IC: 2503A-RDD70UW FCC ID: L6ARDX70UW IC: 2503A-RDX70UW

Near Field Communications (NFC) Test Results cont'd

Radiated Emissions

The following test configurations were measured for model RDD71UW:

Date of Test: July 06, 2011

Measurements were performed by Quan Ma.

The environmental test conditions were: Temperature: 25 °C
Relative Humidity: 38 %


The test distance was 3.0 metres with a EUT height of 0.8 metres, and sweep frequency of 10 kHz to 1 GHz.

The BlackBerry® smartphone was in vertical position.

The frequency sweep measurements were performed in Near Field Communications Tx mode at 13.56 MHz.

Frequency (MHz)	Reading (PK) (dBµV)	Correction Factor (dB)	Corrected Reading (PK) (dBµV/m)	Limit (dBµV/m)	Test Margin (dB)
13.56	29.80	22.24	52.04	124.00	-71.96

All other emissions had a test margin of greater than 25.0 dB.

	EMI Test Report for the BlackBerry® smartphone Model RDD71UW, RDX71UW	
	APPENDIX 4	
Test Report No. RTS-2579-1107-66B	Dates of Test April 18 and July 06, 2011	FCC ID: L6ARDD70UW IC: 2503A-RDD70UW FCC ID: L6ARDX70UW IC: 2503A-RDX70UW

Near Field Communications (NFC) Test Results cont'd

Frequency Stability cont'd

Test Temperature (Celsius)	Nominal Freq. (MHz)	Measured Freq. (MHz)	Input Voltage (Volts)	Max Freq Error (Hz)	% Deviation (Limit .01%)	PPM
40	13.56	13.560692	3.6	692	0.00510	51.0324
40	13.56	13.560692	3.7	692	0.00510	51.0324
40	13.56	13.560692	4.2	692	0.00510	51.0324
50	13.56	13.56055	3.6	550	0.00406	40.5605
50	13.56	13.56055	3.7	550	0.00406	40.5605
50	13.56	13.56055	4.2	550	0.00406	40.5605
60	13.56	13.560208	3.6	208	0.00153	15.3392
60	13.56	13.560208	3.7	208	0.00153	15.3392
60	13.56	13.560208	4.2	208	0.00153	15.3392