
	Document Appendix A for the BlackBerry® Smartphone Model RDG71UW SAR Report			Page 1(7)
Author Data Andrew Becker	Dates of Test July 19 – Aug. 6, 2010	Test Report No RTS-2337-1008-36	FCC ID: L6ARDG70UW	IC ID 2503A-RDG70UW

APPENDIX A: SAR DISTRIBUTION COMPARISON FOR ACCURACY VERIFICATION

	Document Appendix A for the BlackBerry® Smartphone Model RDG71UW SAR Report			Page 2(7)
Author Data Andrew Becker	Dates of Test July 19 – Aug. 6, 2010	Test Report No RTS-2337-1008-36	FCC ID: L6ARDG70UW	IC ID 2503A-RDG70UW

Date/Time: 7/27/2010 11:52:25 AM

Test Laboratory: RIM Testing Services

DipoleValidation_835MHz_Amb_Tem_22.6_Liq_Tem_22.2C_07_27_10

DUT: Dipole 835 MHz; Type: D835V2; Serial: D835V2 - SN:446

Communication System: CW; Frequency: 835 MHz; Duty Cycle: 1:1

Medium parameters used: $f = 835 \text{ MHz}$; $\sigma = 0.895 \text{ mho/m}$; $\epsilon_r = 43.1$; $\rho = 1000 \text{ kg/m}^3$

Phantom section: Flat Section

DASY4 Configuration:

- Probe: ES3DV3 - SN3225; ConvF(6.12, 6.12, 6.12); Calibrated: 12/11/2009
- Sensor-Surface: 4mm (Mechanical Surface Detection)
- Electronics: DAE3 Sn473; Calibrated: 1/4/2010
- Phantom: SAM 1; Type: SAM 4.0; Serial: 1076
- Measurement SW: DASY4, V4.7 Build 80; Postprocessing SW: SEMCAD, V1.8 Build 186

d=15mm, Pin=1000mW/Zoom Scan (5x5x7) 2 (5x5x7)/Cube 0: Measurement

grid: $dx=7.5\text{mm}$, $dy=7.5\text{mm}$, $dz=5\text{mm}$

Reference Value = 107.4 V/m ; Power Drift = -0.021 dB

Peak SAR (extrapolated) = 14.0 W/kg


SAR(1 g) = 9.39 mW/g ; SAR(10 g) = 6.15 mW/g

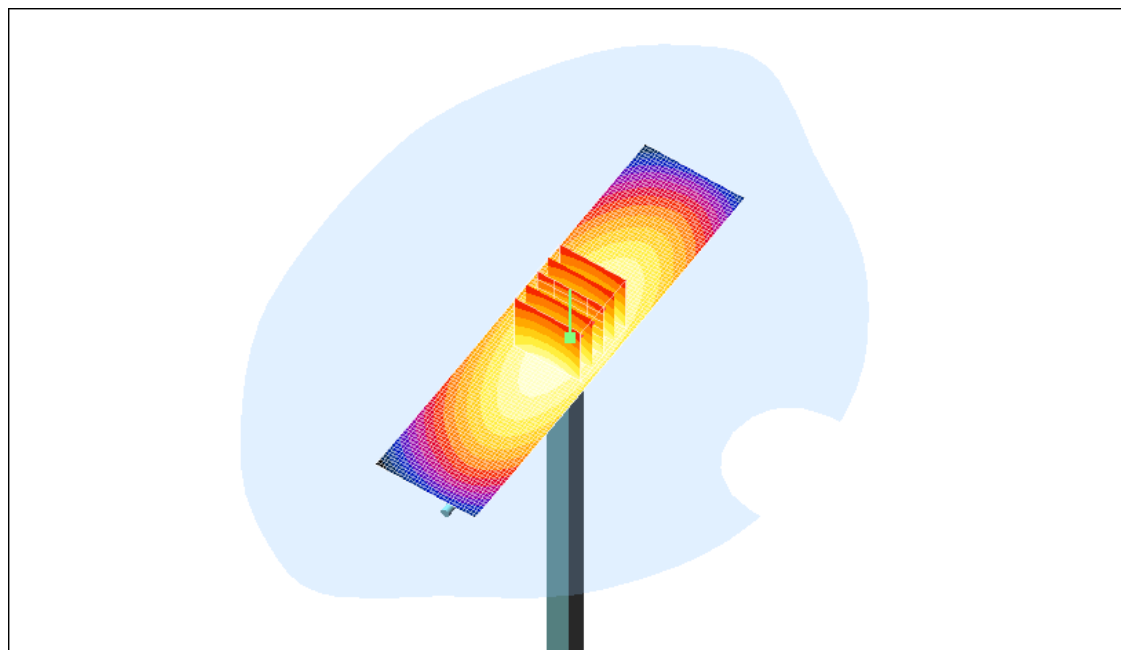
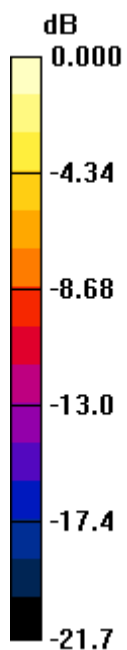
Maximum value of SAR (measured) = 10.2 mW/g

d=15mm, Pin=1000mW/Area Scan (31x121x1): Measurement grid: $dx=15\text{mm}$,


$dy=15\text{mm}$

Maximum value of SAR (interpolated) = 10.1 mW/g

	Document Appendix A for the BlackBerry® Smartphone Model RDG71UW SAR Report			Page 3(7)
Author Data Andrew Becker	Dates of Test July 19 – Aug. 6, 2010	Test Report No RTS-2337-1008-36	FCC ID: L6ARDG70UW	IC ID 2503A-RDG70UW



0 dB = 10.1mW/g

	Document Appendix A for the BlackBerry® Smartphone Model RDG71UW SAR Report			Page 4(7)
Author Data Andrew Becker	Dates of Test July 19 – Aug. 6, 2010	Test Report No RTS-2337-1008-36	FCC ID: L6ARDG70UW	IC ID 2503A-RDG70UW

Date/Time: 7/19/2010 6:25:00 PM

Test Laboratory: RIM Testing Services

DipoleValidation_1900MHz_Amb_Tem_22.7_Liq_Tem_22.1_C_07_19_10

DUT: Dipole 1900 MHz; Type: D1900V2; Serial: D1900V2 - SN:545


Communication System: CW; Frequency: 1900 MHz; Duty Cycle: 1:1
Medium parameters used: $f = 1900 \text{ MHz}$; $\sigma = 1.46 \text{ mho/m}$; $\epsilon_r = 40.3$; $\rho = 1000 \text{ kg/m}^3$
Phantom section: Flat Section

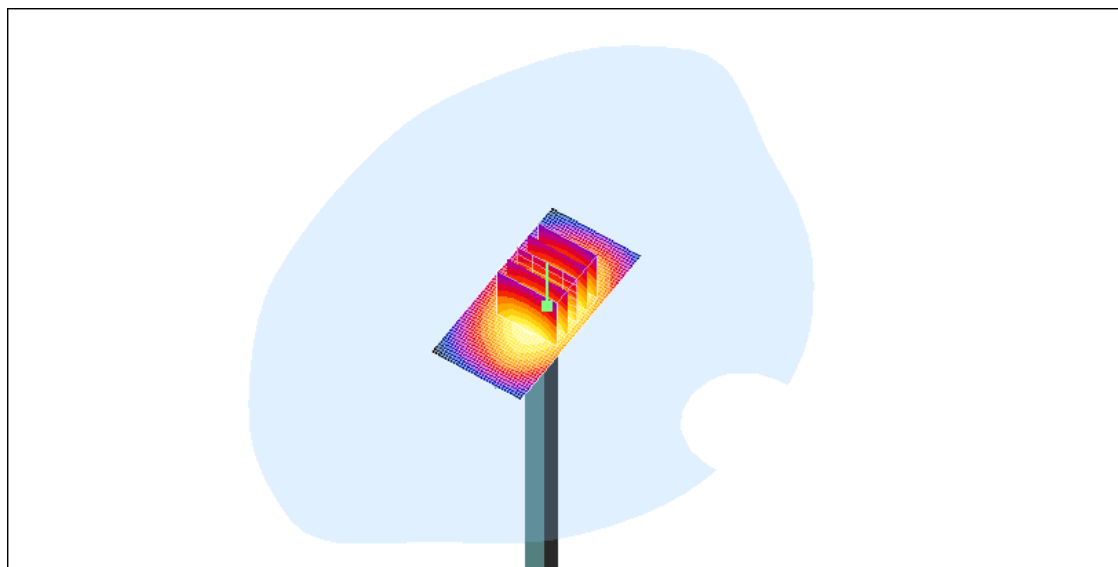
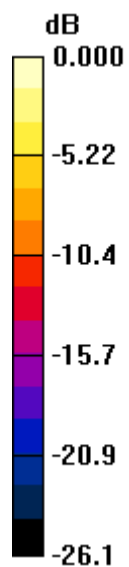
DASY4 Configuration:

- Probe: ES3DV3 - SN3225; ConvF(5.14, 5.14, 5.14); Calibrated: 12/11/2009
- Sensor-Surface: 4mm (Mechanical Surface Detection)
- Electronics: DAE3 Sn473; Calibrated: 1/4/2010
- Phantom: SAM 1; Type: SAM 4.0; Serial: 1076
- Measurement SW: DASY4, V4.7 Build 80; Postprocessing SW: SEMCAD, V1.8 Build 186


d=15mm, Pin=1000mW/Zoom Scan (5x5x7) 2 (5x5x7)/Cube 0: Measurement grid: $dx=7.5\text{mm}$, $dy=7.5\text{mm}$, $dz=5\text{mm}$
Reference Value = 179.9 V/m; Power Drift = 0.034 dB
Peak SAR (extrapolated) = 78.3 W/kg
SAR(1 g) = 42.1 mW/g; SAR(10 g) = 21.7 mW/g
Maximum value of SAR (measured) = 47.5 mW/g

d=15mm, Pin=1000mW/Area Scan (31x61x1): Measurement grid: $dx=15\text{mm}$, $dy=15\text{mm}$
Maximum value of SAR (interpolated) = 47.8 mW/g

	Document Appendix A for the BlackBerry® Smartphone Model RDG71UW SAR Report			Page 5(7)
Author Data Andrew Becker	Dates of Test July 19 – Aug. 6, 2010	Test Report No RTS-2337-1008-36	FCC ID: L6ARDG70UW	IC ID 2503A-RDG70UW



0 dB = 47.8mW/g

	Document Appendix A for the BlackBerry® Smartphone Model RDG71UW SAR Report			Page 6(7)
Author Data Andrew Becker	Dates of Test July 19 – Aug. 6, 2010	Test Report No RTS-2337-1008-36	FCC ID: L6ARDG70UW	IC ID 2503A-RDG70UW

Date/Time: 8/5/2010 12:42:17 AM

Test Laboratory: RIM Testing Services

DipoleValidation_2450MHz_Amb_Tem_23.1_Liq_Tem_22.4_C_08_05_10

DUT: Dipole 2450 MHz; Type: D2450V2; Serial: D2450V2 - SN:747


Communication System: CW; Frequency: 2450 MHz; Duty Cycle: 1:1
Medium parameters used: $f = 2450 \text{ MHz}$; $\sigma = 1.88 \text{ mho/m}$; $\epsilon_r = 40.3$; $\rho = 1000 \text{ kg/m}^3$
Phantom section: Flat Section

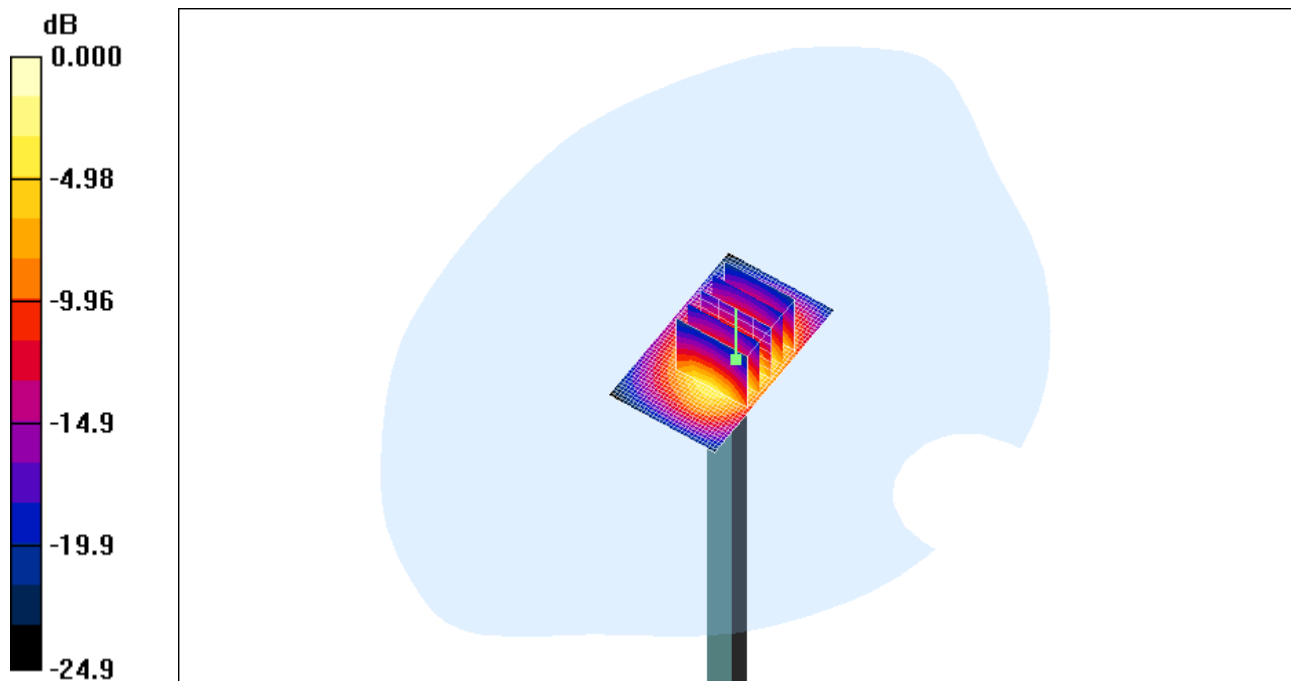
DASY4 Configuration:

- Probe: ES3DV3 - SN3225; ConvF(4.53, 4.53, 4.53); Calibrated: 12/11/2009
- Sensor-Surface: 4mm (Mechanical Surface Detection)
- Electronics: DAE3 Sn473; Calibrated: 1/4/2010
- Phantom: SAM 1; Type: SAM 4.0; Serial: 1076
- Measurement SW: DASY4, V4.7 Build 80; Postprocessing SW: SEMCAD, V1.8 Build 186

d=15mm, Pin=1000mW/Zoom Scan (5x5x7) 2 (5x5x7)/Cube 0: Measurement grid: $dx=7.5\text{mm}$, $dy=7.5\text{mm}$, $dz=5\text{mm}$
Reference Value = 183.1 V/m; Power Drift = -0.168 dB
Peak SAR (extrapolated) = 110.3 W/kg
SAR(1 g) = 53.4 mW/g; SAR(10 g) = 24.7 mW/g
Maximum value of SAR (measured) = 60.4 mW/g

d=15mm, Pin=1000mW/Area Scan (31x51x1): Measurement grid: $dx=15\text{mm}$, $dy=15\text{mm}$
Maximum value of SAR (interpolated) = 66.0 mW/g

	Document Appendix A for the BlackBerry® Smartphone Model RDG71UW SAR Report			Page 7(7)
Author Data Andrew Becker	Dates of Test July 19 – Aug. 6, 2010	Test Report No RTS-2337-1008-36	FCC ID: L6ARDG70UW	IC ID 2503A-RDG70UW



0 dB = 66.0mW/g