
	Document Annex A-D to Hearing Aid Compatibility Audio Band Magnetic (ABM) T-Coil Test Report for BlackBerry® Smartphone model RDG71UW		Page 1(83)
Author Data Daoud Attayi	Dates of Test August 09-11, 2010	Report No RTS-2337-1008-33	FCC ID L6ARDG70UW

Annex A: Probe sensitivity and reference signal measurement plots

	Document Annex A-D to Hearing Aid Compatibility Audio Band Magnetic (ABM) T-Coil Test Report for BlackBerry® Smartphone model RDG71UW		Page 2(83)
Author Data Daoud Attayi	Dates of Test August 09-11, 2010	Report No RTS-2337-1008-33	FCC ID L6ARDG70UW

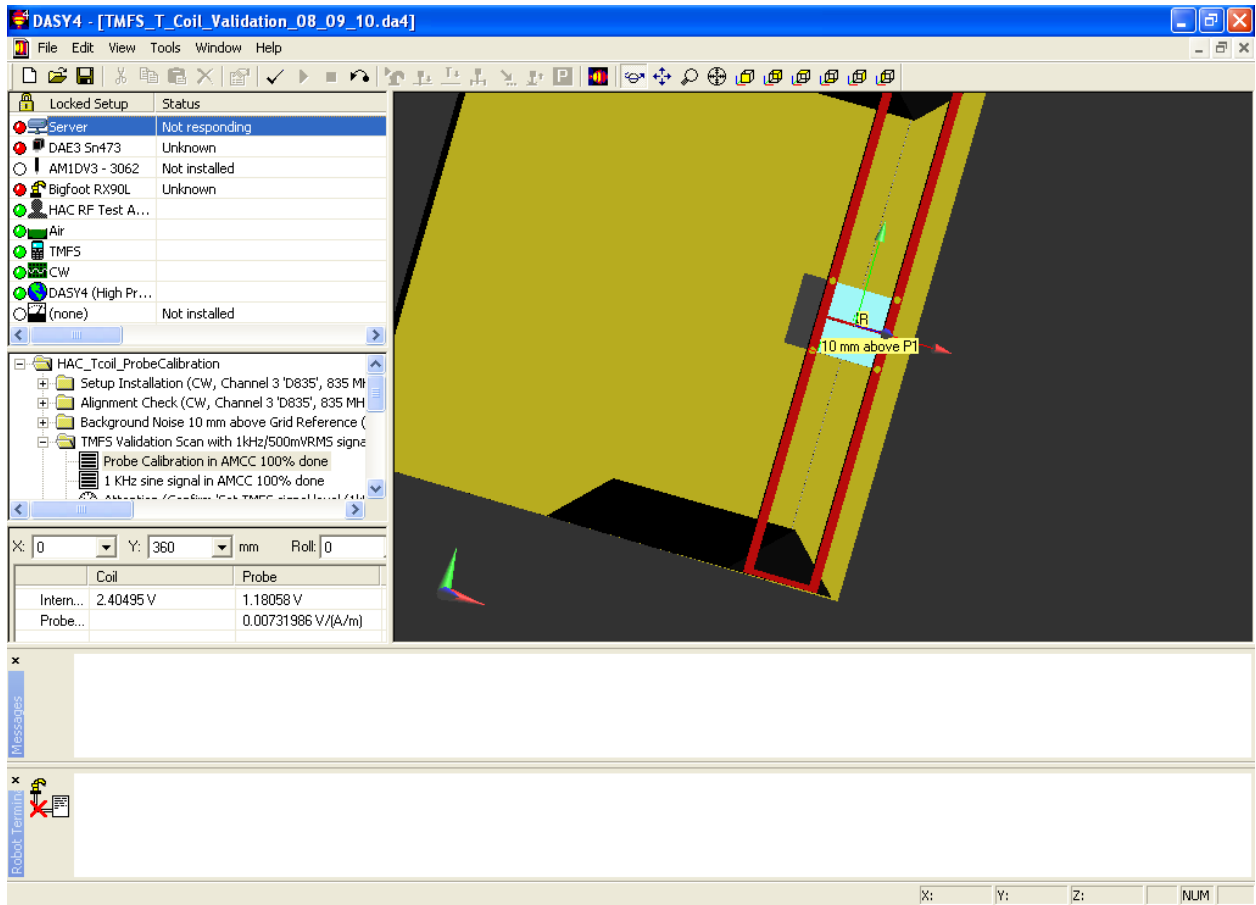


Figure A1: Probe calibration data for coil and probe

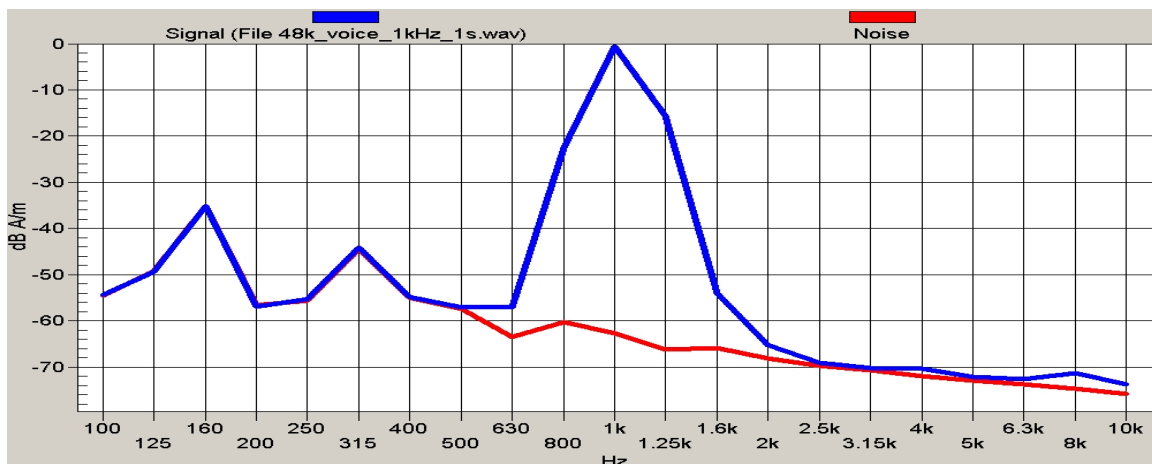



Figure A2: Reference voice 1 kHz signal and noise

	Document		Page
	Annex A-D to Hearing Aid Compatibility Audio Band Magnetic (ABM) T-Coil Test Report for BlackBerry® Smartphone model RDG71UW		3(83)
Author Data	Dates of Test	Report No	FCC ID
Daoud Attayi	August 09-11, 2010	RTS-2337-1008-33	L6ARDG70UW

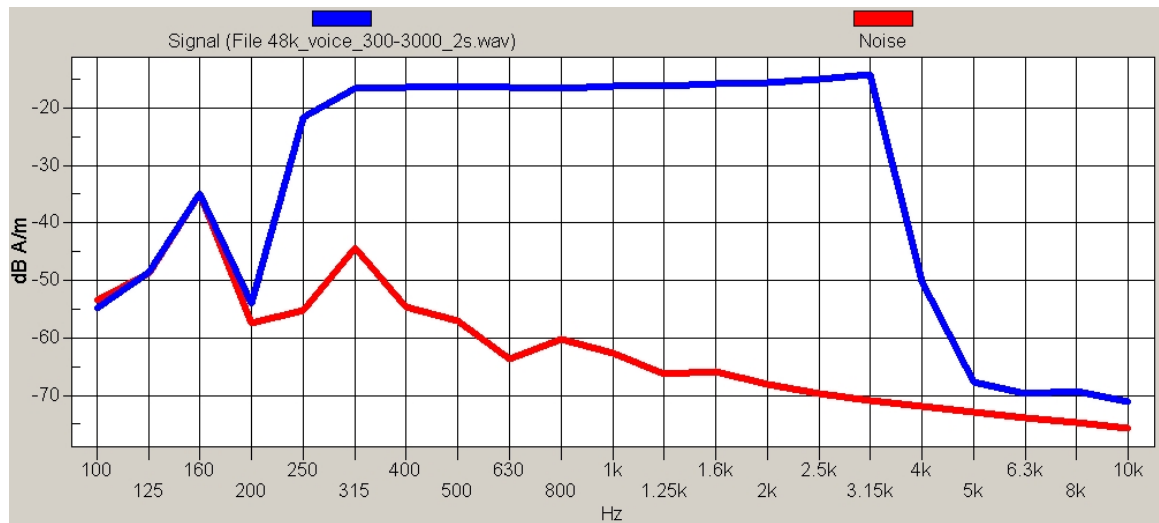




Figure A3: Reference voice simulated signal and noise

	Document Annex A-D to Hearing Aid Compatibility Audio Band Magnetic (ABM) T-Coil Test Report for BlackBerry® Smartphone model RDG71UW		Page 4(83)
Author Data Daoud Attayi	Dates of Test August 09-11, 2010	Report No RTS-2337-1008-33	FCC ID L6ARDG70UW

Annex B: TMFS system validation and ambient data/plots

	Document Annex A-D to Hearing Aid Compatibility Audio Band Magnetic (ABM) T-Coil Test Report for BlackBerry® Smartphone model RDG71UW		Page 5(83)
Author Data Daoud Attayi	Dates of Test August 09-11, 2010	Report No RTS-2337-1008-33	FCC ID L6ARDG70UW

Date/Time: 8/9/2010 11:51:55 AM

Test Laboratory: RIM Testing Services

TMFS_T_Coil_Validation_08_09_10

DUT: TMFS; Type: Sample

Communication System: CW; Frequency: 835 MHz; Duty Cycle: 1:1

Medium parameters used: $\sigma = 0$ mho/m, $\epsilon_r = 1$; $\rho = 1$ kg/m³

Phantom section: TCoil Section

DASY4 Configuration:

- Probe: AM1DV3 - 3062; ; Calibrated: 6/8/2010
- Sensor-Surface: 0mm (Fix Surface)
- Electronics: DAE3 Sn473; Calibrated: 1/4/2010
- Phantom: HAC RF Test Arch with AMCC; Type: SD HAC P01 BA;
- Measurement SW: DASY4, V4.7 Build 80; Postprocessing SW: SEMCAD, V1.8 Build 186

Background Noise 10 mm above Grid Reference/z (axial) noise/ABM

Noise(x,y,z) (1x1x1):

Measurement grid: dx=10mm, dy=10mm


Signal Type: Off

Output Gain: 100

Measure Window Start: 2000ms

Measure Window Length: 5000ms

Device Reference Point: 0.000, 0.000, -6.30 mm

	Document Annex A-D to Hearing Aid Compatibility Audio Band Magnetic (ABM) T-Coil Test Report for BlackBerry® Smartphone model RDG71UW		Page 6(83)
Author Data Daoud Attayi	Dates of Test August 09-11, 2010	Report No RTS-2337-1008-33	FCC ID L6ARDG70UW

Cursor:

ABM2 = -49.6 dB A/m

Location: 0, 0, 13 mm

Background Noise 10 mm above Grid Reference/z (axial) noise/ABM Noise Spectrum(x,y,z,f) (1x1x1):

Measurement grid: dx=10mm, dy=10mm

Signal Type: Off

Output Gain: 100

Measure Window Start: 2000ms

Measure Window Length: 5000ms

Device Reference Point: 0.000, 0.000, -6.30 mm

Cursor:

ABM = -49.6 dB A/m

Location: 0, 0, 13 mm

Background Noise 10 mm above Grid Reference/x (longitudinal) noise/ABM Noise Spectrum(x,y,z,f) (1x1x1):

Measurement grid: dx=10mm, dy=10mm

Signal Type: Off

Output Gain: 100

Measure Window Start: 2000ms

Measure Window Length: 5000ms

Device Reference Point: 0.000, 0.000, -6.30 mm

Cursor:

ABM = -49.5 dB A/m

Location: 0, 0, 13 mm

Background Noise 10 mm above Grid Reference/y (transversal) noise/ABM Noise Spectrum(x,y,z,f) (1x1x1):

Measurement grid: dx=10mm, dy=10mm

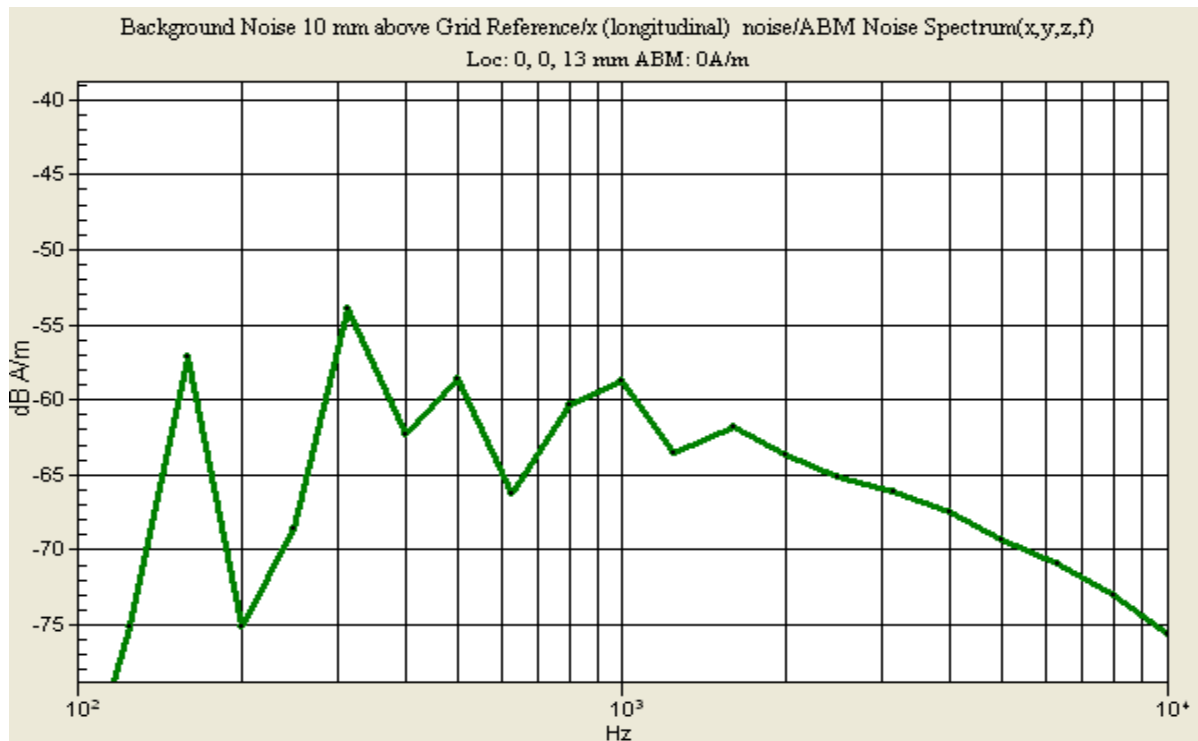
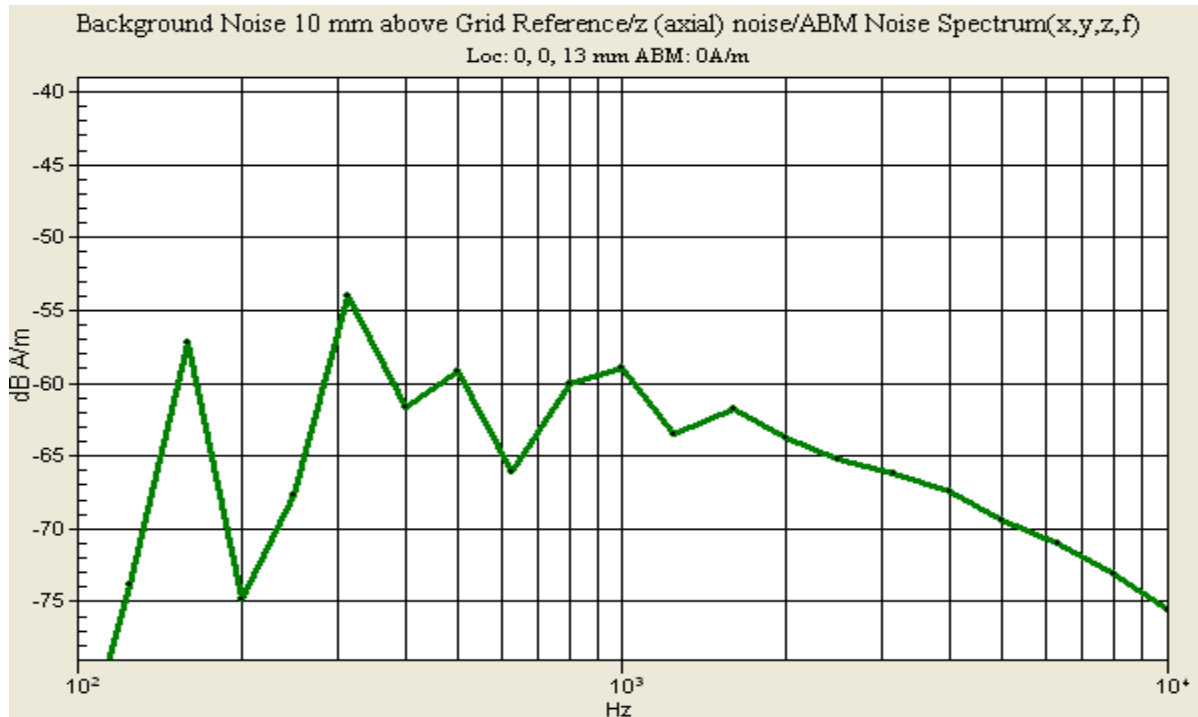
Signal Type: Off

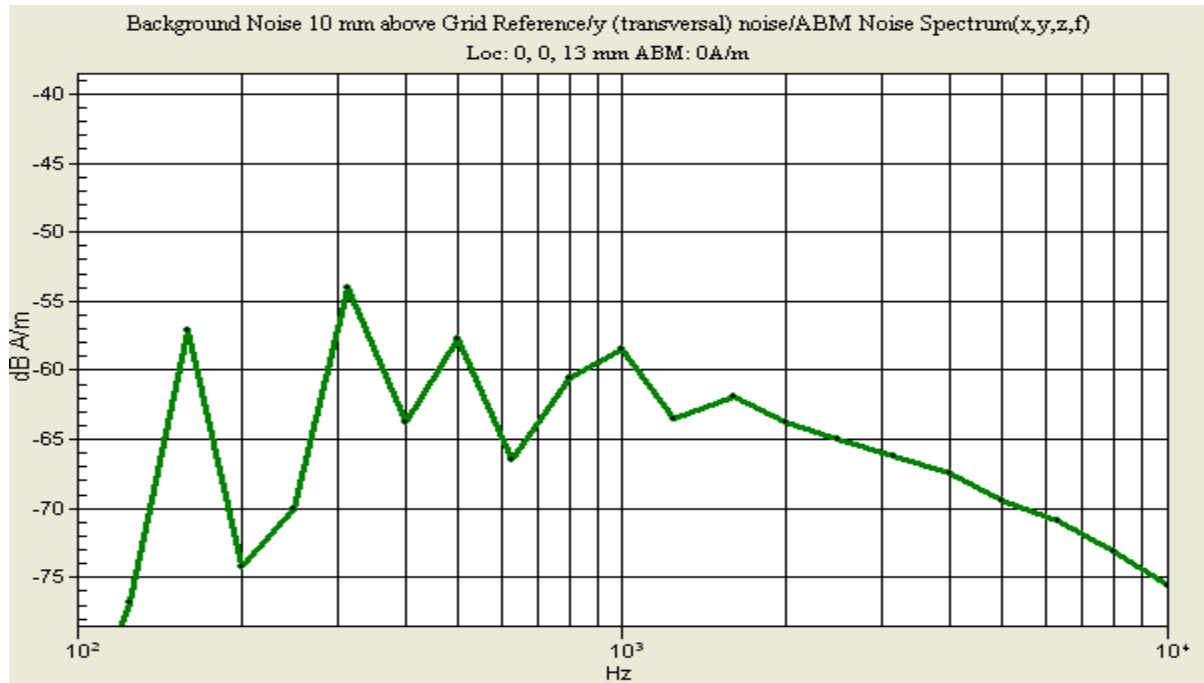
Output Gain: 100


Measure Window Start: 2000ms

Measure Window Length: 5000ms

Device Reference Point: 0.000, 0.000, -6.30 mm





	Document Annex A-D to Hearing Aid Compatibility Audio Band Magnetic (ABM) T-Coil Test Report for BlackBerry® Smartphone model RDG71UW		Page 9(83)
Author Data Daoud Attayi	Dates of Test August 09-11, 2010	Report No RTS-2337-1008-33	FCC ID L6ARDG70UW

Date/Time: 8/9/2010 11:55:20 AM

Test Laboratory: RIM Testing Services

TMFS_T_Coil_Validation_08_09_10_Axial

DUT: TMFS; Type: Sample

Communication System: CW; Frequency: 835 MHz; Duty Cycle: 1:1

Medium parameters used: $\sigma = 0$ mho/m, $\epsilon_r = 1$; $\rho = 1$ kg/m³

Phantom section: TCoil Section

DASY4 Configuration:

- Probe: AM1DV3 - 3062; ; Calibrated: 6/8/2010
- Sensor-Surface: 0mm (Fix Surface)
- Electronics: DAE3 Sn473; Calibrated: 1/4/2010
- Phantom: HAC RF Test Arch with AMCC; Type: SD HAC P01 BA;
- Measurement SW: DASY4, V4.7 Build 80; Postprocessing SW: SEMCAD, V1.8 Build 186

TMFS Validation Scan with 1kHz/500mVRMS signal level/W z (axial)

50 x 50 step 2/ABM Signal(x,y,z) (11x11x1):

Measurement grid: dx=10mm, dy=10mm

Signal Type: 1 kHz Sine


Output Gain: 35.05

Measure Window Start: 300ms

Measure Window Length: 4000ms

BWC applied: -0.0108033 dB

Device Reference Point: 0.000, 0.000, -6.30 mm

	Document Annex A-D to Hearing Aid Compatibility Audio Band Magnetic (ABM) T-Coil Test Report for BlackBerry® Smartphone model RDG71UW		Page 10(83)
Author Data Daoud Attayi	Dates of Test August 09-11, 2010	Report No RTS-2337-1008-33	FCC ID L6ARDG70UW

Cursor:


ABM1 comp = -20.3 dB A/m
BWC Factor = -0.0108033 dB
Location: 0, 0, 3 mm

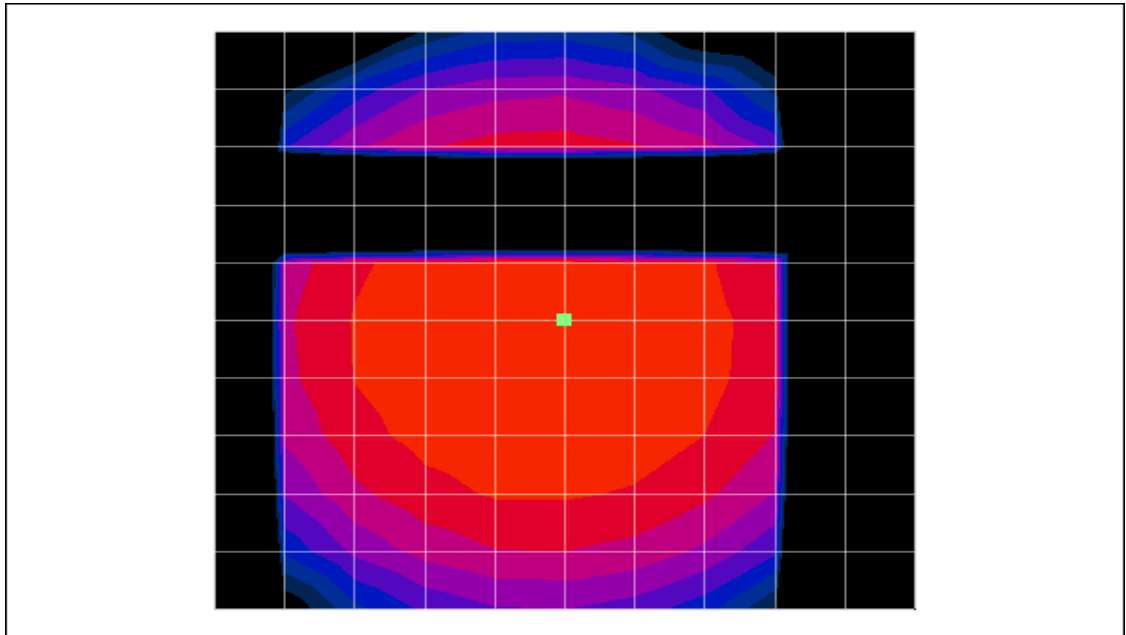
Frequency response measurement/Multisine reference signal/ABM Freq Resp(x,y,z,f) (1x1x1):

Measurement grid: dx=10mm, dy=10mm
Signal Type: Audio File (.wav) 48k_multisine_50-5000_10s.wav
Output Gain: 80
Measure Window Start: 2000ms
Measure Window Length: 5000ms
Device Reference Point: 0.000, 0.000, -6.30 mm

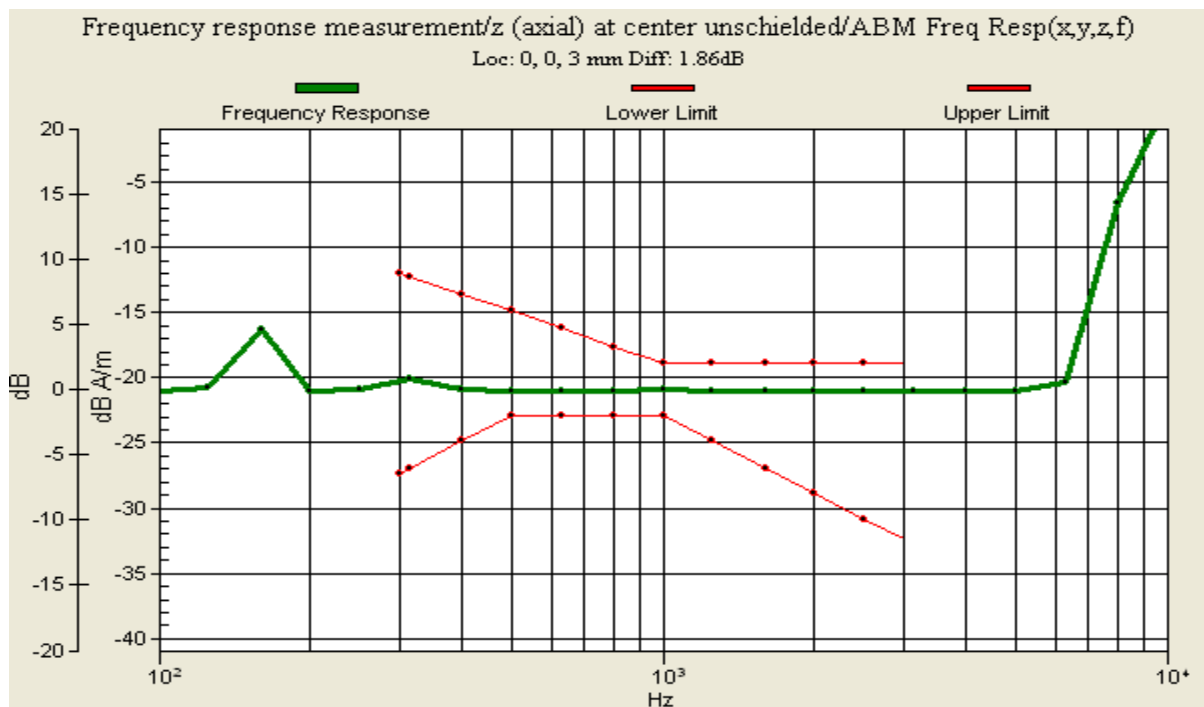
Frequency response measurement/z (axial) at center unshielded/ABM Freq Resp(x,y,z,f) (1x1x1):


Measurement grid: dx=10mm, dy=10mm
Signal Type: Audio File (.wav) 48k_multisine_50-5000_10s.wav
Output Gain: 87.2
Measure Window Start: 2000ms
Measure Window Length: 5000ms
BWC applied: 12.5 dB
Device Reference Point: 0.000, 0.000, -6.30 mm

	Document Annex A-D to Hearing Aid Compatibility Audio Band Magnetic (ABM) T-Coil Test Report for BlackBerry® Smartphone model RDG71UW		Page 11(83)
Author Data Daoud Attayi	Dates of Test August 09-11, 2010	Report No RTS-2337-1008-33	FCC ID L6ARDG70UW



0 dB = 1.00A/m



	Document Annex A-D to Hearing Aid Compatibility Audio Band Magnetic (ABM) T-Coil Test Report for BlackBerry® Smartphone model RDG71UW		Page 12(83)
Author Data Daoud Attayi	Dates of Test August 09-11, 2010	Report No RTS-2337-1008-33	FCC ID L6ARDG70UW

Date/Time: 8/9/2010 12:12:16 PM

Test Laboratory: RIM Testing Services

TMFS_T_Coil_Validation_08_09_10_Radial_L

DUT: TMFS; Type: Sample

Communication System: CW; Frequency: 835 MHz; Duty Cycle: 1:1

Medium parameters used: $\sigma = 0$ mho/m, $\epsilon_r = 1$; $\rho = 1$ kg/m³

Phantom section: TCoil Section

DASY4 Configuration:

- Probe: AM1DV3 - 3062; ; Calibrated: 6/8/2010
- Sensor-Surface: 0mm (Fix Surface)
- Electronics: DAE3 Sn473; Calibrated: 1/4/2010
- Phantom: HAC RF Test Arch with AMCC; Type: SD HAC P01 BA;
- Measurement SW: DASY4, V4.7 Build 80; Postprocessing SW: SEMCAD, V1.8 Build 186

TMFS Validation Scan with 1kHz/500mVRMS signal level/W x (longitudinal) 50 x 50 step 4/ABM Signal(x,y,z) (11x11x1):

Measurement grid: dx=10mm, dy=10mm

Signal Type: 1 kHz Sine

Output Gain: 35.05

Measure Window Start: 300ms


Measure Window Length: 4000ms

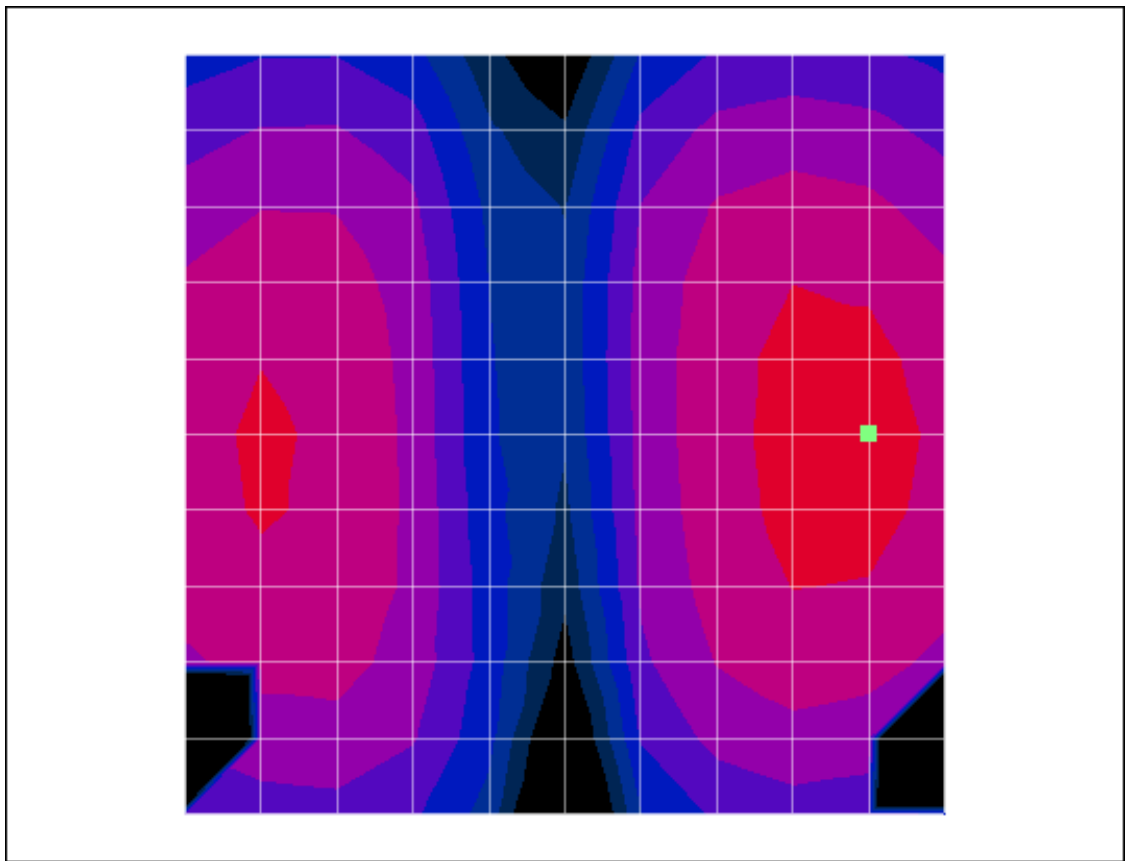
BWC applied: -0.0108033 dB

Device Reference Point: 0.000, 0.000, -6.30 mm


Cursor:

ABM1 comp = -25.3 dB A/m
BWC Factor = -0.0108033 dB
Location: -20, 0, 3 mm

	Document Annex A-D to Hearing Aid Compatibility Audio Band Magnetic (ABM) T-Coil Test Report for BlackBerry® Smartphone model RDG71UW		Page 13(83)
Author Data Daoud Attayi	Dates of Test August 09-11, 2010	Report No RTS-2337-1008-33	FCC ID L6ARDG70UW



0 dB = 1.00A/m

	Document Annex A-D to Hearing Aid Compatibility Audio Band Magnetic (ABM) T-Coil Test Report for BlackBerry® Smartphone model RDG71UW		Page 14(83)
Author Data Daoud Attayi	Dates of Test August 09-11, 2010	Report No RTS-2337-1008-33	FCC ID L6ARDG70UW

Date/Time: 8/9/2010 4:35:39 PM

Test Laboratory: RIM Testing Services

TMFS_T_Coil_Validation_08_09_10_Radial_T

DUT: TMFS; Type: Sample

Communication System: CW; Frequency: 835 MHz; Duty Cycle: 1:1

Medium parameters used: $\sigma = 0$ mho/m, $\epsilon_r = 1$; $\rho = 1$ kg/m³

Phantom section: TCoil Section

DASY4 Configuration:

- Probe: AM1DV3 - 3062; ; Calibrated: 6/8/2010
- Sensor-Surface: 0mm (Fix Surface)
- Electronics: DAE3 Sn473; Calibrated: 1/4/2010
- Phantom: HAC RF Test Arch with AMCC; Type: SD HAC P01 BA;
- Measurement SW: DASY4, V4.7 Build 80; Postprocessing SW: SEMCAD, V1.8 Build 186

**TMFS Validation Scan with 1kHz/500mVRMS signal level/W y
(transversal) 50 x 50 step 4/ABM Signal(x,y,z) (11x11x1):**

Measurement grid: dx=10mm, dy=10mm

Signal Type: 1 kHz Sine

Output Gain: 35.05

Measure Window Start: 300ms


Measure Window Length: 4000ms

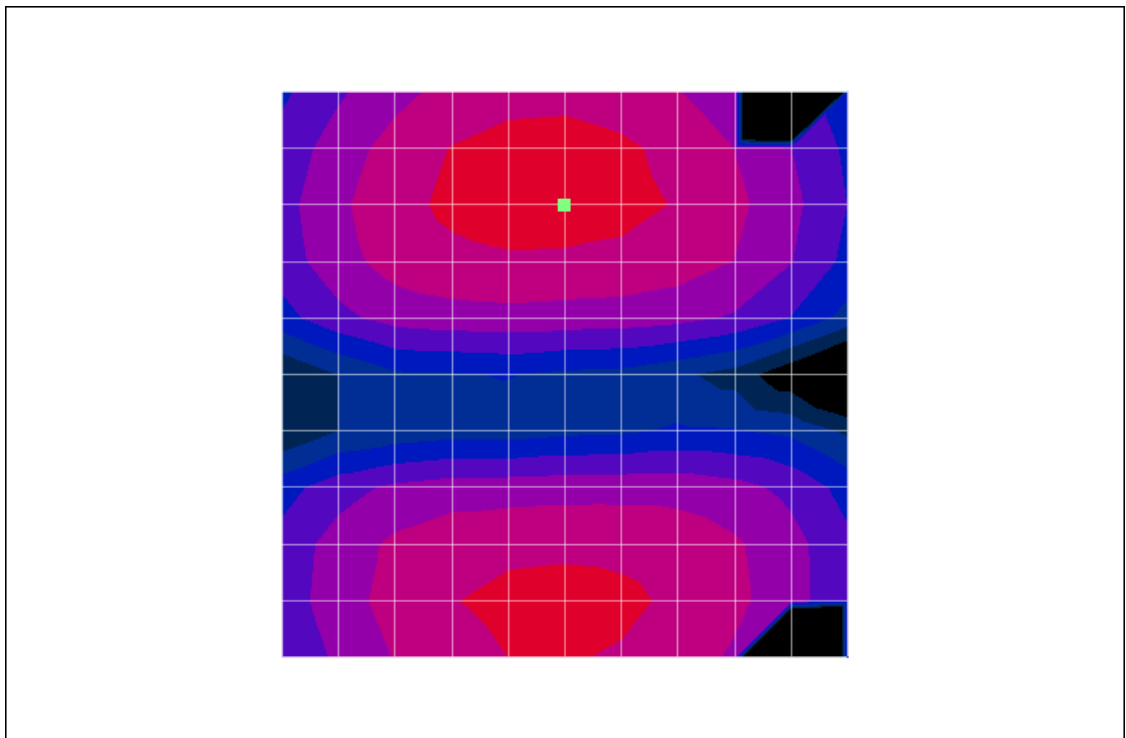
BWC applied: -0.0108033 dB

Device Reference Point: 0.000, 0.000, -6.30 mm


Cursor:

ABM1 comp = -25.1 dB A/m
BWC Factor = -0.0108033 dB
Location: 0, -15, 3 mm


	Document Annex A-D to Hearing Aid Compatibility Audio Band Magnetic (ABM) T-Coil Test Report for BlackBerry® Smartphone model RDG71UW			Page 15(83)
Author Data Daoud Attayi	Dates of Test August 09-11, 2010	Report No RTS-2337-1008-33	FCC ID L6ARDG70UW	



0 dB = 1.00A/m

	Document Annex A-D to Hearing Aid Compatibility Audio Band Magnetic (ABM) T-Coil Test Report for BlackBerry® Smartphone model RDG71UW		Page 16(83)
Author Data Daoud Attayi	Dates of Test August 09-11, 2010	Report No RTS-2337-1008-33	FCC ID L6ARDG70UW

Annex C: Audio Band Magnetic measurement data and plots

	Document Annex A-D to Hearing Aid Compatibility Audio Band Magnetic (ABM) T-Coil Test Report for BlackBerry® Smartphone model RDG71UW		Page 17(83)
Author Data Daoud Attayi	Dates of Test August 09-11, 2010	Report No RTS-2337-1008-33	FCC ID L6ARDG70UW

Date/Time: 8/10/2010 2:07:28 PM

Test Laboratory: RIM Testing Services

HAC_TCoil_GSM850_axial

DUT: BlackBerry Smartphone

Communication System: GSM 850; Frequency: 824.2 MHzFrequency: 836.8

MHzFrequency: 848.8 MHz;Duty Cycle: 1:8.3

Medium parameters used: $\sigma = 0$ mho/m, $\epsilon_r = 1$; $\rho = 1$ kg/m³

Phantom section: TCoil Section

Measurement Standard: DASY4 (High Precision Assessment)

DASY4 Configuration:

- Probe: AM1DV3 - 3062; ; Calibrated: 6/8/2010
- Sensor-Surface: 0mm (Fix Surface)
- Electronics: DAE3 Sn473; Calibrated: 1/4/2010
- Phantom: HAC RF Test Arch with AMCC; Type: SD HAC P01 BA;
- Measurement SW: DASY4, V4.7 Build 80; Postprocessing SW: SEMCAD, V1.8 Build 186

General Scans Low Chan/z (axial) 5.0mm 50 x 50/ABM SNR(x,y,z)

(11x11x1):

Measurement grid: dx=10mm, dy=10mm

Signal Type: Audio File (.wav) 48k_voice_1kHz_1s.wav


Output Gain: 35.3

Measure Window Start: 300ms

Measure Window Length: 1000ms

BWC applied: 0.152993 dB

Device Reference Point: 0.000, 0.000, -6.30 mm

	Document Annex A-D to Hearing Aid Compatibility Audio Band Magnetic (ABM) T-Coil Test Report for BlackBerry® Smartphone model RDG71UW		Page 18(83)
Author Data Daoud Attayi	Dates of Test August 09-11, 2010	Report No RTS-2337-1008-33	FCC ID L6ARDG70UW

General Scans Low Chan/z (axial) fine 2mm 8 x 8/ABM

SNR(x,y,z) (5x5x1):

Measurement grid: dx=10mm, dy=10mm

Signal Type: Audio File (.wav) 48k_voice_1kHz_1s.wav

Output Gain: 35.3

Measure Window Start: 300ms

Measure Window Length: 2000ms

BWC applied: 0.152993 dB

Device Reference Point: 0.000, 0.000, -6.30 mm

Cursor:

ABM1/ABM2 = 34.6 dB

ABM1 comp = 7.16 dB A/m

BWC Factor = 0.152993 dB

Location: -5, -12, 3.7 mm

General Scans Low Chan/z (axial) wideband at best S/N/ABM

Freq Resp(x,y,z,f) (1x1x1):

Measurement grid: dx=10mm, dy=10mm

Signal Type: Audio File (.wav) 48k_voice_300-3000_2s.wav

Output Gain: 69.2

Measure Window Start: 2000ms

Measure Window Length: 4000ms

BWC applied: 10.8 dB

Device Reference Point: 0.000, 0.000, -6.30 mm

General Scans Mid Chan/z (axial) fine 2mm 8 x 8/ABM

SNR(x,y,z) (5x5x1):

Measurement grid: dx=10mm, dy=10mm

Signal Type: Audio File (.wav) 48k_voice_1kHz_1s.wav


Output Gain: 35.3

Measure Window Start: 300ms

Measure Window Length: 2000ms

BWC applied: 0.152993 dB

Device Reference Point: 0.000, 0.000, -6.30 mm

	Document Annex A-D to Hearing Aid Compatibility Audio Band Magnetic (ABM) T-Coil Test Report for BlackBerry® Smartphone model RDG71UW		Page 19(83)
Author Data Daoud Attayi	Dates of Test August 09-11, 2010	Report No RTS-2337-1008-33	FCC ID L6ARDG70UW

Cursor:

ABM1/ABM2 = 33.2 dB
ABM1 comp = 5.97 dB A/m
BWC Factor = 0.152993 dB
Location: -5, -10, 3.7 mm

General Scans Mid Chan/z (axial) wideband at best S/N/ABM

Freq Resp(x,y,z,f) (1x1x1):

Measurement grid: dx=10mm, dy=10mm
Signal Type: Audio File (.wav) 48k_voice_300-3000_2s.wav
Output Gain: 69.2
Measure Window Start: 2000ms
Measure Window Length: 4000ms
BWC applied: 10.8 dB
Device Reference Point: 0.000, 0.000, -6.30 mm

General Scans High Chan/z (axial) fine 2mm 8 x 8/ABM

SNR(x,y,z) (5x5x1):

Measurement grid: dx=10mm, dy=10mm
Signal Type: Audio File (.wav) 48k_voice_1kHz_1s.wav
Output Gain: 35.3
Measure Window Start: 300ms
Measure Window Length: 2000ms
BWC applied: 0.152993 dB
Device Reference Point: 0.000, 0.000, -6.30 mm


Cursor:

ABM1/ABM2 = 32.8 dB
ABM1 comp = 6.12 dB A/m
BWC Factor = 0.152993 dB
Location: -5, -10, 3.7 mm

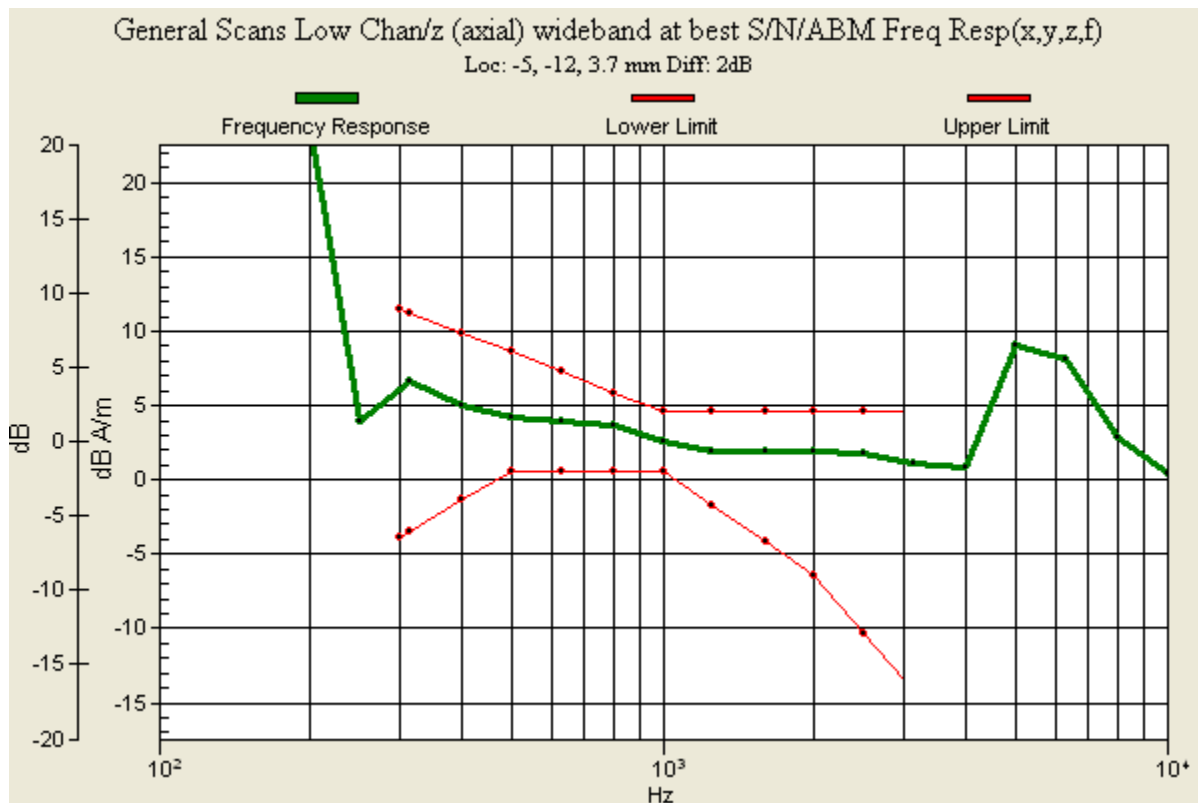
General Scans High Chan/z (axial) wideband at best

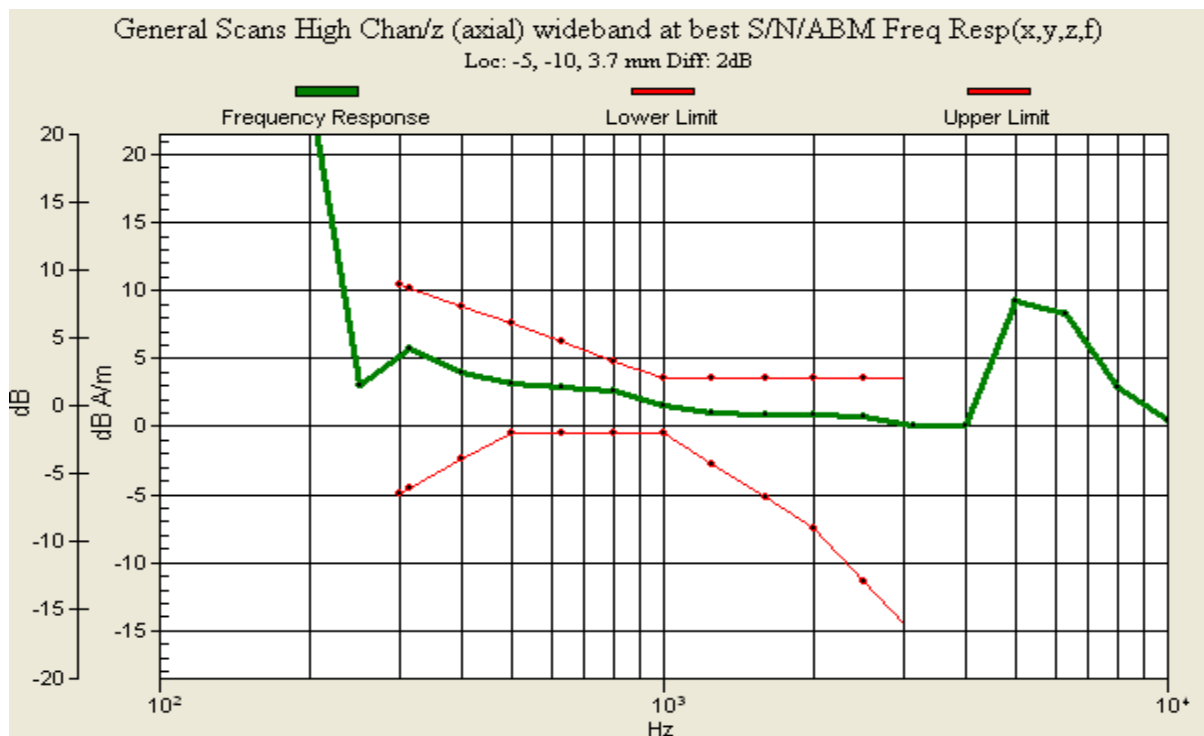
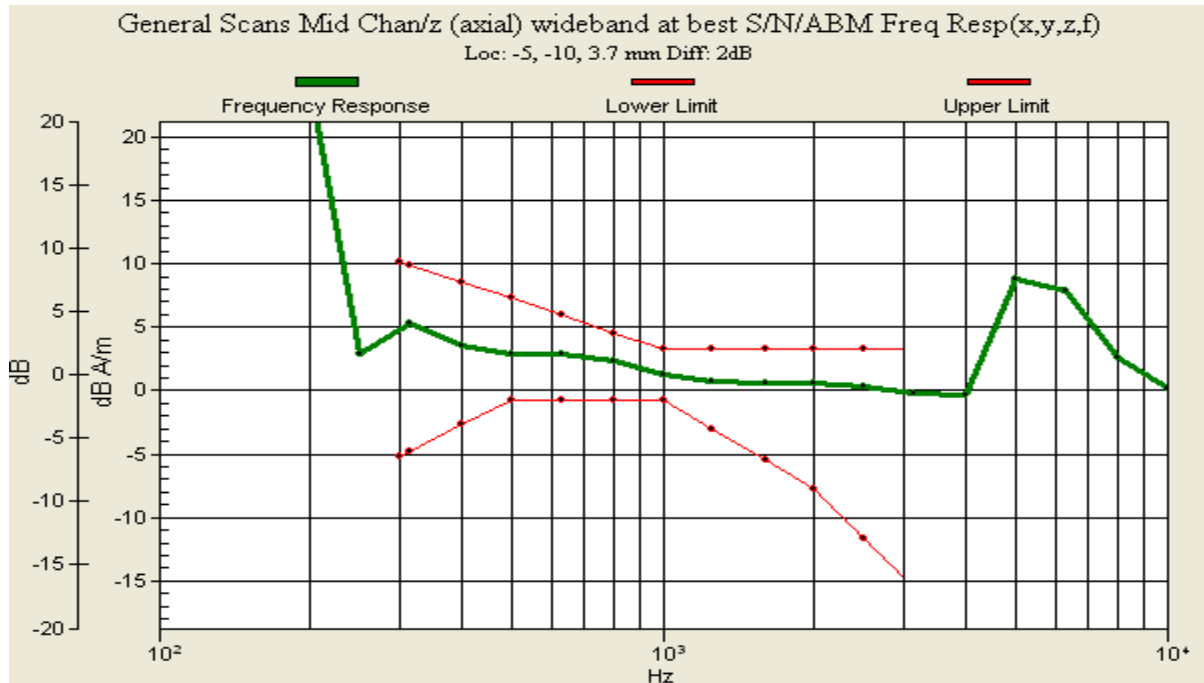
S/N/ABM Freq Resp(x,y,z,f) (1x1x1):


Measurement grid: dx=10mm, dy=10mm
Signal Type: Audio File (.wav) 48k_voice_300-3000_2s.wav
Output Gain: 69.2
Measure Window Start: 2000ms
Measure Window Length: 4000ms
BWC applied: 10.8 dB
Device Reference Point: 0.000, 0.000, -6.30 mm



0 dB = 1.00





	Document Annex A-D to Hearing Aid Compatibility Audio Band Magnetic (ABM) T-Coil Test Report for BlackBerry® Smartphone model RDG71UW		Page 22(83)
Author Data Daoud Attayi	Dates of Test August 09-11, 2010	Report No RTS-2337-1008-33	FCC ID L6ARDG70UW

Date/Time: 8/10/2010 2:19:27 PM

Test Laboratory: RIM Testing Services

HAC_TCoil_GSM850_radial L

DUT: BlackBerry Smartphone

Communication System: GSM 850; Frequency: 824.2 MHzFrequency: 836.8

MHzFrequency: 848.8 MHz;Duty Cycle: 1:8.3

Medium parameters used: $\sigma = 0$ mho/m, $\epsilon_r = 1$; $\rho = 1$ kg/m³

Phantom section: TCoil Section

Measurement Standard: DASY4 (High Precision Assessment)

DASY4 Configuration:

- Probe: AM1DV3 - 3062; ; Calibrated: 6/8/2010
- Sensor-Surface: 0mm (Fix Surface)
- Electronics: DAE3 Sn473; Calibrated: 1/4/2010
- Phantom: HAC RF Test Arch with AMCC; Type: SD HAC P01 BA;
- Measurement SW: DASY4, V4.7 Build 80; Postprocessing SW: SEMCAD, V1.8 Build 186

General Scans Low Chan/x (longitudinal) 5.0mm 50 x 50/ABM

SNR(x,y,z) (11x11x1):

Measurement grid: dx=10mm, dy=10mm

Signal Type: Audio File (.wav) 48k_voice_1kHz_1s.wav


Output Gain: 35.3

Measure Window Start: 300ms

Measure Window Length: 1000ms

BWC applied: 0.152993 dB

Device Reference Point: 0.000, 0.000, -6.30 mm

	Document Annex A-D to Hearing Aid Compatibility Audio Band Magnetic (ABM) T-Coil Test Report for BlackBerry® Smartphone model RDG71UW		Page 23(83)
Author Data Daoud Attayi	Dates of Test August 09-11, 2010	Report No RTS-2337-1008-33	FCC ID L6ARDG70UW

General Scans Low Chan/x (longitudinal) fine 2mm 8 x 8/ABM SNR(x,y,z) (5x5x1):

Measurement grid: dx=10mm, dy=10mm
Signal Type: Audio File (.wav) 48k_voice_1kHz_1s.wav
Output Gain: 35.3
Measure Window Start: 300ms
Measure Window Length: 2000ms
BWC applied: 0.152993 dB
Device Reference Point: 0.000, 0.000, -6.30 mm

Cursor:

ABM1/ABM2 = 24.6 dB
ABM1 comp = -7.14 dB A/m
BWC Factor = 0.152993 dB
Location: -13, -8, 3.7 mm

General Scans Mid Chan/x (longitudinal) fine 2mm 8 x 8/ABM SNR(x,y,z) (5x5x1):

Measurement grid: dx=10mm, dy=10mm
Signal Type: Audio File (.wav) 48k_voice_1kHz_1s.wav
Output Gain: 35.3
Measure Window Start: 300ms
Measure Window Length: 2000ms
BWC applied: 0.152993 dB
Device Reference Point: 0.000, 0.000, -6.30 mm

Cursor:


ABM1/ABM2 = 26.2 dB
ABM1 comp = -5.74 dB A/m
BWC Factor = 0.152993 dB
Location: -13, -8, 3.7 mm


General Scans High Chan/x (longitudinal) fine 2mm 8 x 8/ABM SNR(x,y,z) (5x5x1):

Measurement grid: dx=10mm, dy=10mm
Signal Type: Audio File (.wav) 48k_voice_1kHz_1s.wav
Output Gain: 35.3
Measure Window Start: 300ms
Measure Window Length: 2000ms
BWC applied: 0.152993 dB
Device Reference Point: 0.000, 0.000, -6.30 mm


Cursor:

ABM1/ABM2 = 25.9 dB
ABM1 comp = -5.52 dB A/m
BWC Factor = 0.152993 dB
Location: -13, -8, 3.7 mm

	Document Annex A-D to Hearing Aid Compatibility Audio Band Magnetic (ABM) T-Coil Test Report for BlackBerry® Smartphone model RDG71UW		Page 24(83)
Author Data Daoud Attayi	Dates of Test August 09-11, 2010	Report No RTS-2337-1008-33	FCC ID L6ARDG70UW



0 dB = 1.00

	Document Annex A-D to Hearing Aid Compatibility Audio Band Magnetic (ABM) T-Coil Test Report for BlackBerry® Smartphone model RDG71UW		Page 25(83)
Author Data Daoud Attayi	Dates of Test August 09-11, 2010	Report No RTS-2337-1008-33	FCC ID L6ARDG70UW

Date/Time: 8/10/2010 2:29:37 PM

Test Laboratory: RIM Testing Services

HAC_TCoil_GSM850_radial T

DUT: BlackBerry Smartphone

Communication System: GSM 850; Frequency: 824.2 MHzFrequency: 836.8

MHzFrequency: 848.8 MHz;Duty Cycle: 1:8.3

Medium parameters used: $\sigma = 0$ mho/m, $\epsilon_r = 1$; $\rho = 1$ kg/m³

Phantom section: TCoil Section

Measurement Standard: DASY4 (High Precision Assessment)

DASY4 Configuration:

- Probe: AM1DV3 - 3062; ; Calibrated: 6/8/2010
- Sensor-Surface: 0mm (Fix Surface)
- Electronics: DAE3 Sn473; Calibrated: 1/4/2010
- Phantom: HAC RF Test Arch with AMCC; Type: SD HAC P01 BA;
- Measurement SW: DASY4, V4.7 Build 80; Postprocessing SW: SEMCAD, V1.8 Build 186

General Scans Low Chan/y (transversal) 5.0mm 50 x 50/ABM

SNR(x,y,z) (11x11x1):

Measurement grid: dx=10mm, dy=10mm

Signal Type: Audio File (.wav) 48k_voice_1kHz_1s.wav


Output Gain: 35.3

Measure Window Start: 300ms

Measure Window Length: 1000ms

BWC applied: 0.152993 dB

Device Reference Point: 0.000, 0.000, -6.30 mm

	Document Annex A-D to Hearing Aid Compatibility Audio Band Magnetic (ABM) T-Coil Test Report for BlackBerry® Smartphone model RDG71UW		Page 26(83)
Author Data Daoud Attayi	Dates of Test August 09-11, 2010	Report No RTS-2337-1008-33	FCC ID L6ARDG70UW

General Scans Low Chan/y (transversal) fine 2mm 8 x 8/ABM SNR(x,y,z) (9x9x1):

Measurement grid: dx=10mm, dy=10mm
Signal Type: Audio File (.wav) 48k_voice_1kHz_1s.wav
Output Gain: 35.3
Measure Window Start: 300ms
Measure Window Length: 2000ms
BWC applied: 0.152993 dB
Device Reference Point: 0.000, 0.000, -6.30 mm

Cursor:

ABM1/ABM2 = 27.1 dB
ABM1 comp = 0.692 dB A/m
BWC Factor = 0.152993 dB
Location: -3, -2, 3.7 mm

General Scans Mid Chan/y (transversal) fine 2mm 8 x 8/ABM SNR(x,y,z) (9x9x1):

Measurement grid: dx=10mm, dy=10mm
Signal Type: Audio File (.wav) 48k_voice_1kHz_1s.wav
Output Gain: 35.3
Measure Window Start: 300ms
Measure Window Length: 2000ms
BWC applied: 0.152993 dB
Device Reference Point: 0.000, 0.000, -6.30 mm

Cursor:


ABM1/ABM2 = 26.1 dB
ABM1 comp = -0.458 dB A/m
BWC Factor = 0.152993 dB
Location: -5, -2, 3.7 mm

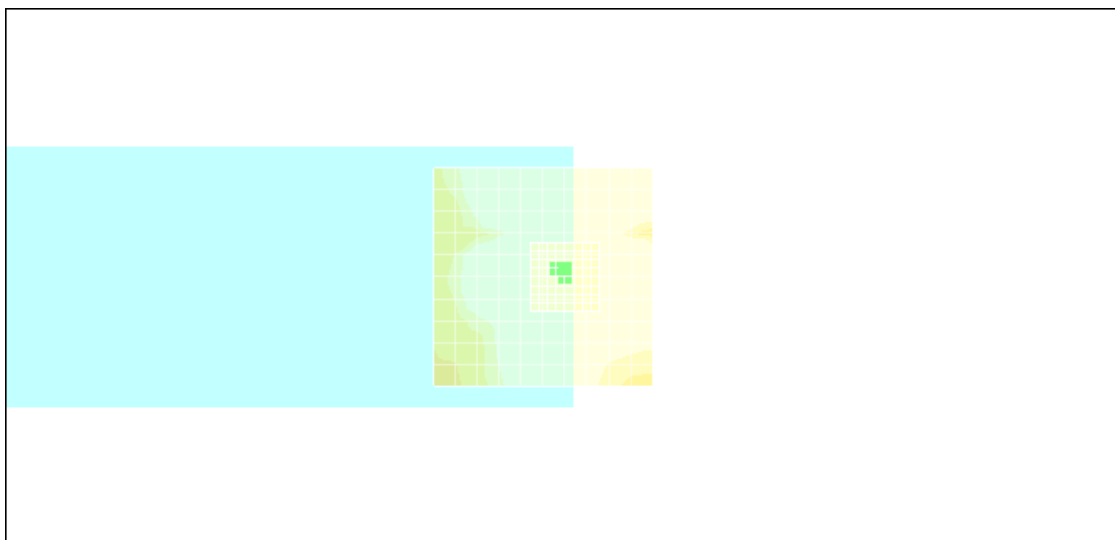
General Scans High Chan/y (transversal) fine 2mm 8 x 8/ABM SNR(x,y,z) (9x9x1):

Measurement grid: dx=10mm, dy=10mm
Signal Type: Audio File (.wav) 48k_voice_1kHz_1s.wav
Output Gain: 35.3
Measure Window Start: 300ms
Measure Window Length: 2000ms
BWC applied: 0.152993 dB
Device Reference Point: 0.000, 0.000, -6.30 mm


Cursor:

ABM1/ABM2 = 25.3 dB
ABM1 comp = -0.590 dB A/m
BWC Factor = 0.152993 dB
Location: -5, -2, 3.7 mm

	Document Annex A-D to Hearing Aid Compatibility Audio Band Magnetic (ABM) T-Coil Test Report for BlackBerry® Smartphone model RDG71UW		Page 27(83)
Author Data Daoud Attayi	Dates of Test August 09-11, 2010	Report No RTS-2337-1008-33	FCC ID L6ARDG70UW



0 dB = 1.00

	Document Annex A-D to Hearing Aid Compatibility Audio Band Magnetic (ABM) T-Coil Test Report for BlackBerry® Smartphone model RDG71UW		Page 28(83)
Author Data Daoud Attayi	Dates of Test August 09-11, 2010	Report No RTS-2337-1008-33	FCC ID L6ARDG70UW

Date/Time: 8/10/2010 10:00:02 AM

Test Laboratory: RIM Testing Services

HAC_TCoil_GSM1900_axial_low_chan

DUT: BlackBerry Smartphone

Communication System: GSM 1900; Frequency: 1850.2 MHz;Duty Cycle: 1:8.3

Medium parameters used: $\sigma = 0$ mho/m, $\epsilon_r = 1$; $\rho = 1$ kg/m³

Phantom section: TCoil Section

Measurement Standard: DASY4 (High Precision Assessment)

DASY4 Configuration:

- Probe: AM1DV3 - 3062; ; Calibrated: 6/8/2010
- Sensor-Surface: 0mm (Fix Surface)
- Electronics: DAE3 Sn473; Calibrated: 1/4/2010
- Phantom: HAC RF Test Arch with AMCC; Type: SD HAC P01 BA;
- Measurement SW: DASY4, V4.7 Build 80; Postprocessing SW: SEMCAD, V1.8 Build 186

**General Scans Low Chan/z (axial) 5.0mm 50 x 50/ABM SNR(x,y,z)
(11x11x1):**

Measurement grid: dx=10mm, dy=10mm

Signal Type: Audio File (.wav) 48k_voice_1kHz_1s.wav


Output Gain: 35.3

Measure Window Start: 300ms

Measure Window Length: 1000ms

BWC applied: 0.151969 dB

Device Reference Point: 0.000, 0.000, -6.30 mm

	Document Annex A-D to Hearing Aid Compatibility Audio Band Magnetic (ABM) T-Coil Test Report for BlackBerry® Smartphone model RDG71UW		Page 29(83)
Author Data Daoud Attayi	Dates of Test August 09-11, 2010	Report No RTS-2337-1008-33	FCC ID L6ARDG70UW

General Scans Low Chan/z (axial) fine 2mm 8 x 8/ABM

SNR(x,y,z) (5x5x1):

Measurement grid: dx=10mm, dy=10mm

Signal Type: Audio File (.wav) 48k_voice_1kHz_1s.wav

Output Gain: 35.3

Measure Window Start: 300ms

Measure Window Length: 2000ms

BWC applied: 0.151969 dB

Device Reference Point: 0.000, 0.000, -6.30 mm

Cursor:

ABM1/ABM2 = 36.0 dB

ABM1 comp = 4.13 dB A/m

BWC Factor = 0.151969 dB

Location: -5, -8, 3.7 mm

General Scans Low Chan/z (axial) wideband at best S/N/ABM

Freq Resp(x,y,z,f) (1x1x1):

Measurement grid: dx=10mm, dy=10mm

Signal Type: Audio File (.wav) 48k_voice_300-3000_2s.wav

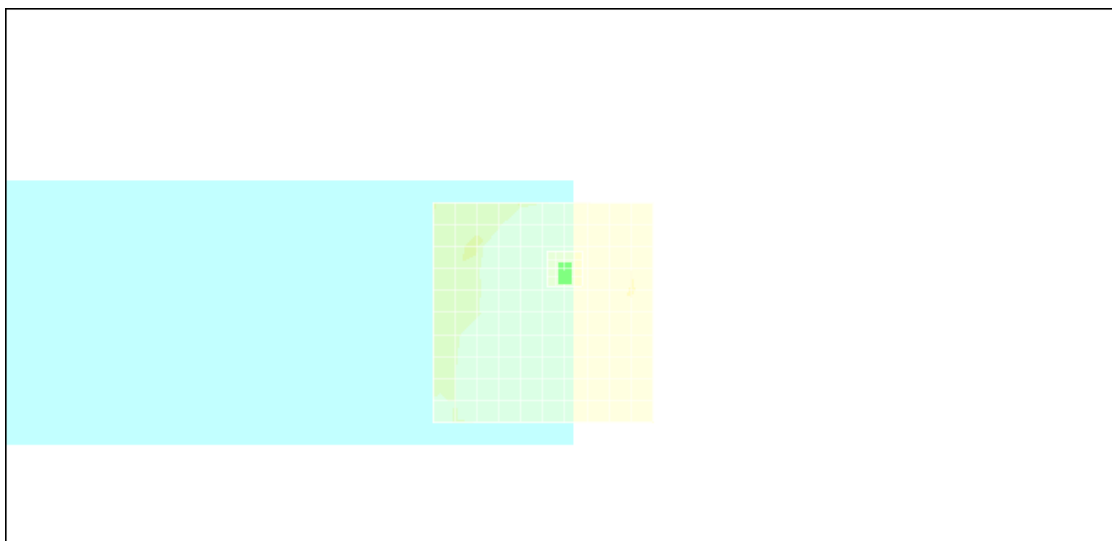
Output Gain: 69.2

Measure Window Start: 2000ms

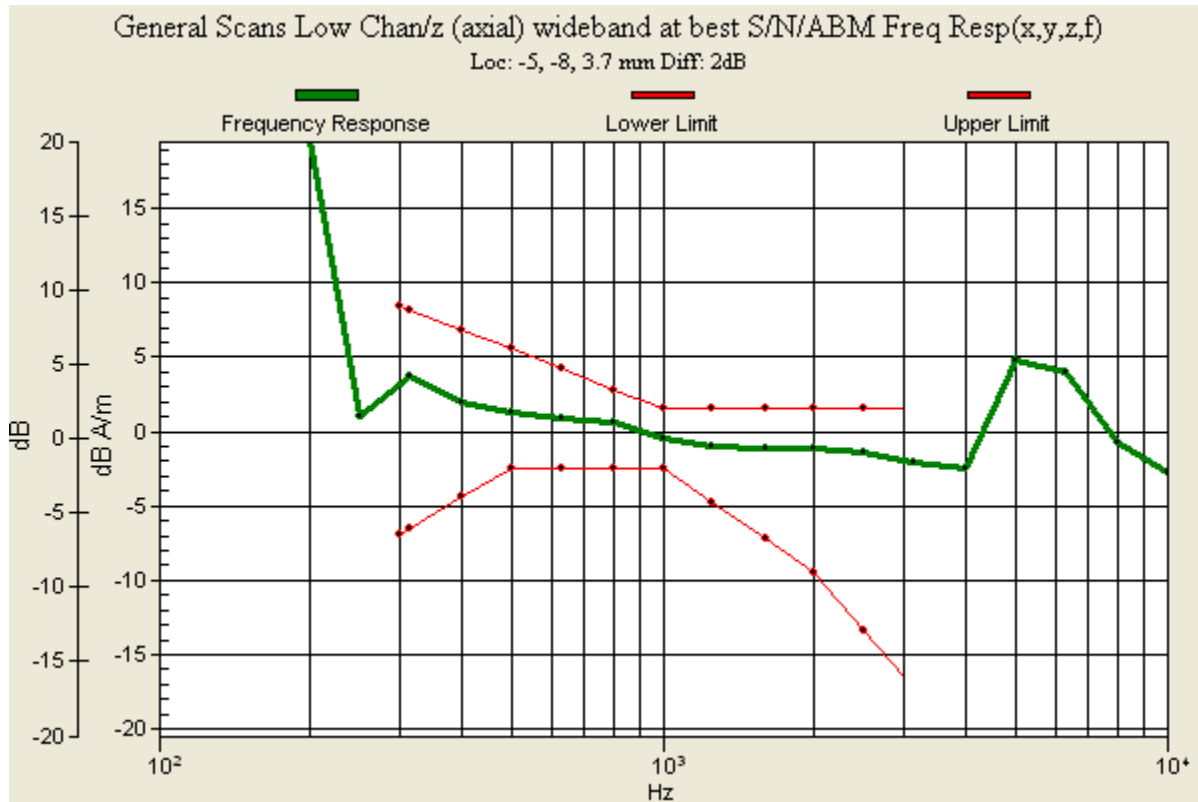
Measure Window Length: 4000ms


BWC applied: 10.8 dB

Device Reference Point: 0.000, 0.000, -6.30 mm



0 dB = 1.00



	Document Annex A-D to Hearing Aid Compatibility Audio Band Magnetic (ABM) T-Coil Test Report for BlackBerry® Smartphone model RDG71UW		Page 31(83)
Author Data Daoud Attayi	Dates of Test August 09-11, 2010	Report No RTS-2337-1008-33	FCC ID L6ARDG70UW

Date/Time: 8/10/2010 10:00:02 AM

Test Laboratory: RIM Testing Services

HAC_TCoil_GSM1900_axial_mid_chan

DUT: BlackBerry Smartphone

Communication System: GSM 1900; Frequency: 1850.2 MHzFrequency: 1880 MHz;Duty Cycle: 1:8.3

Medium parameters used: $\sigma = 0$ mho/m, $\epsilon_r = 1$; $\rho = 1$ kg/m³

Phantom section: TCoil Section

Measurement Standard: DASY4 (High Precision Assessment)

DASY4 Configuration:

- Probe: AM1DV3 - 3062; ; Calibrated: 6/8/2010
- Sensor-Surface: 0mm (Fix Surface)
- Electronics: DAE3 Sn473; Calibrated: 1/4/2010
- Phantom: HAC RF Test Arch with AMCC; Type: SD HAC P01 BA;
- Measurement SW: DASY4, V4.7 Build 80; Postprocessing SW: SEMCAD, V1.8 Build 186

General Scans Low Chan/z (axial) 5.0mm 50 x 50/ABM SNR(x,y,z)

(11x11x1):

Measurement grid: dx=10mm, dy=10mm

Signal Type: Audio File (.wav) 48k_voice_1kHz_1s.wav


Output Gain: 35.3

Measure Window Start: 300ms

Measure Window Length: 1000ms

BWC applied: 0.151969 dB

Device Reference Point: 0.000, 0.000, -6.30 mm

	Document Annex A-D to Hearing Aid Compatibility Audio Band Magnetic (ABM) T-Coil Test Report for BlackBerry® Smartphone model RDG71UW		Page 32(83)
Author Data Daoud Attayi	Dates of Test August 09-11, 2010	Report No RTS-2337-1008-33	FCC ID L6ARDG70UW

General Scans Mid Chan/z (axial) fine 2mm 8 x 8/ABM

SNR(x,y,z) (5x5x1):

Measurement grid: dx=10mm, dy=10mm

Signal Type: Audio File (.wav) 48k_voice_1kHz_1s.wav

Output Gain: 35.3

Measure Window Start: 300ms

Measure Window Length: 2000ms

BWC applied: 0.152993 dB

Device Reference Point: 0.000, 0.000, -6.30 mm

Cursor:

ABM1/ABM2 = 34.5 dB

ABM1 comp = 4.11 dB A/m

BWC Factor = 0.152993 dB

Location: -5, -8, 3.7 mm

General Scans Mid Chan/z (axial) wideband at best S/N/ABM

Freq Resp(x,y,z,f) (1x1x1):

Measurement grid: dx=10mm, dy=10mm

Signal Type: Audio File (.wav) 48k_voice_300-3000_2s.wav

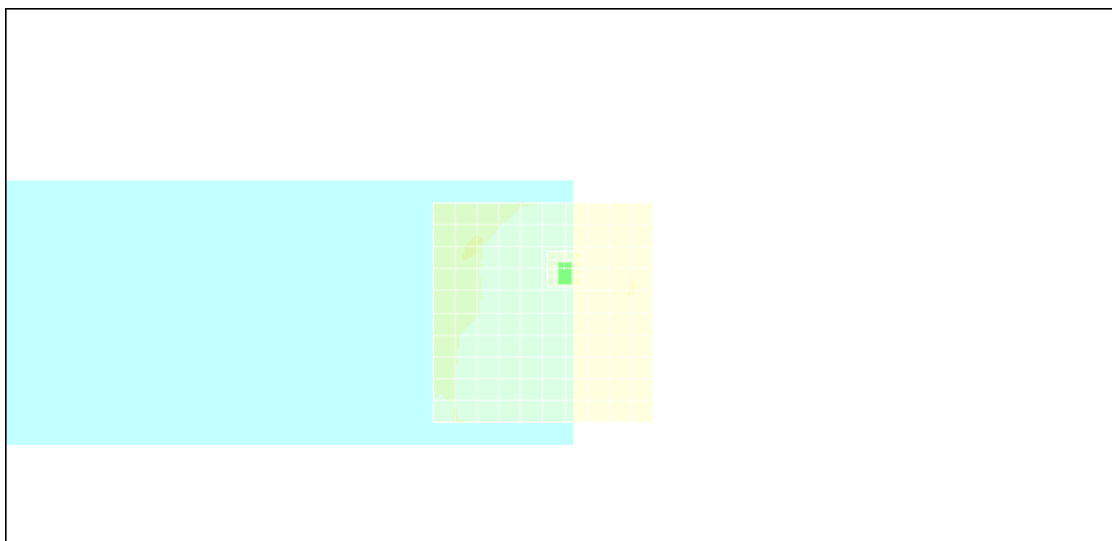
Output Gain: 69.2

Measure Window Start: 2000ms

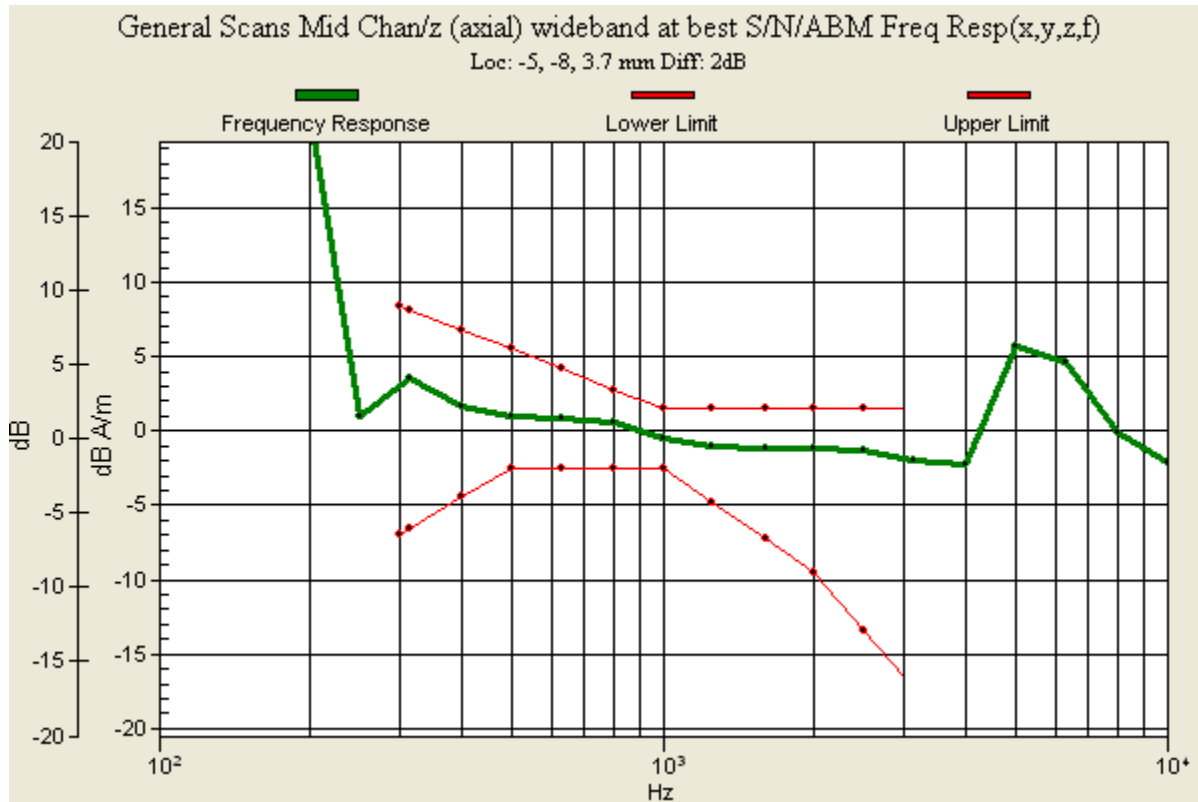
Measure Window Length: 4000ms


BWC applied: 10.8 dB

Device Reference Point: 0.000, 0.000, -6.30 mm



0 dB = 1.00



	Document Annex A-D to Hearing Aid Compatibility Audio Band Magnetic (ABM) T-Coil Test Report for BlackBerry® Smartphone model RDG71UW		Page 34(83)
Author Data Daoud Attayi	Dates of Test August 09-11, 2010	Report No RTS-2337-1008-33	FCC ID L6ARDG70UW

Date/Time: 8/10/2010 10:00:02 AM

Test Laboratory: RIM Testing Services

HAC_TCoil_GSM1900_axial_high_chan

DUT: BlackBerry Smartphone

Communication System: GSM 1900; Frequency: 1850.2 MHzFrequency: 1909.8 MHz;Duty Cycle: 1:8.3

Medium parameters used: $\sigma = 0$ mho/m, $\epsilon_r = 1$; $\rho = 1$ kg/m³

Phantom section: TCoil Section

Measurement Standard: DASY4 (High Precision Assessment)

DASY4 Configuration:

- Probe: AM1DV3 - 3062; ; Calibrated: 6/8/2010
- Sensor-Surface: 0mm (Fix Surface)
- Electronics: DAE3 Sn473; Calibrated: 1/4/2010
- Phantom: HAC RF Test Arch with AMCC; Type: SD HAC P01 BA;
- Measurement SW: DASY4, V4.7 Build 80; Postprocessing SW: SEMCAD, V1.8 Build 186

General Scans Low Chan/z (axial) 5.0mm 50 x 50/ABM SNR(x,y,z)

(11x11x1):

Measurement grid: dx=10mm, dy=10mm

Signal Type: Audio File (.wav) 48k_voice_1kHz_1s.wav


Output Gain: 35.3

Measure Window Start: 300ms

Measure Window Length: 1000ms

BWC applied: 0.151969 dB

Device Reference Point: 0.000, 0.000, -6.30 mm

	Document Annex A-D to Hearing Aid Compatibility Audio Band Magnetic (ABM) T-Coil Test Report for BlackBerry® Smartphone model RDG71UW		Page 35(83)
Author Data Daoud Attayi	Dates of Test August 09-11, 2010	Report No RTS-2337-1008-33	FCC ID L6ARDG70UW

General Scans High Chan/z (axial) fine 2mm 8 x 8/ABM

SNR(x,y,z) (5x5x1):

Measurement grid: dx=10mm, dy=10mm

Signal Type: Audio File (.wav) 48k_voice_1kHz_1s.wav

Output Gain: 35.3

Measure Window Start: 300ms

Measure Window Length: 2000ms

BWC applied: 0.151969 dB

Device Reference Point: 0.000, 0.000, -6.30 mm

Cursor:

ABM1/ABM2 = 34.0 dB

ABM1 comp = 4.01 dB A/m

BWC Factor = 0.151969 dB

Location: -5, -8, 3.7 mm

General Scans High Chan/z (axial) wideband at best

S/N/ABM Freq Resp(x,y,z,f) (1x1x1):

Measurement grid: dx=10mm, dy=10mm

Signal Type: Audio File (.wav) 48k_voice_300-3000_2s.wav


Output Gain: 69.2

Measure Window Start: 2000ms

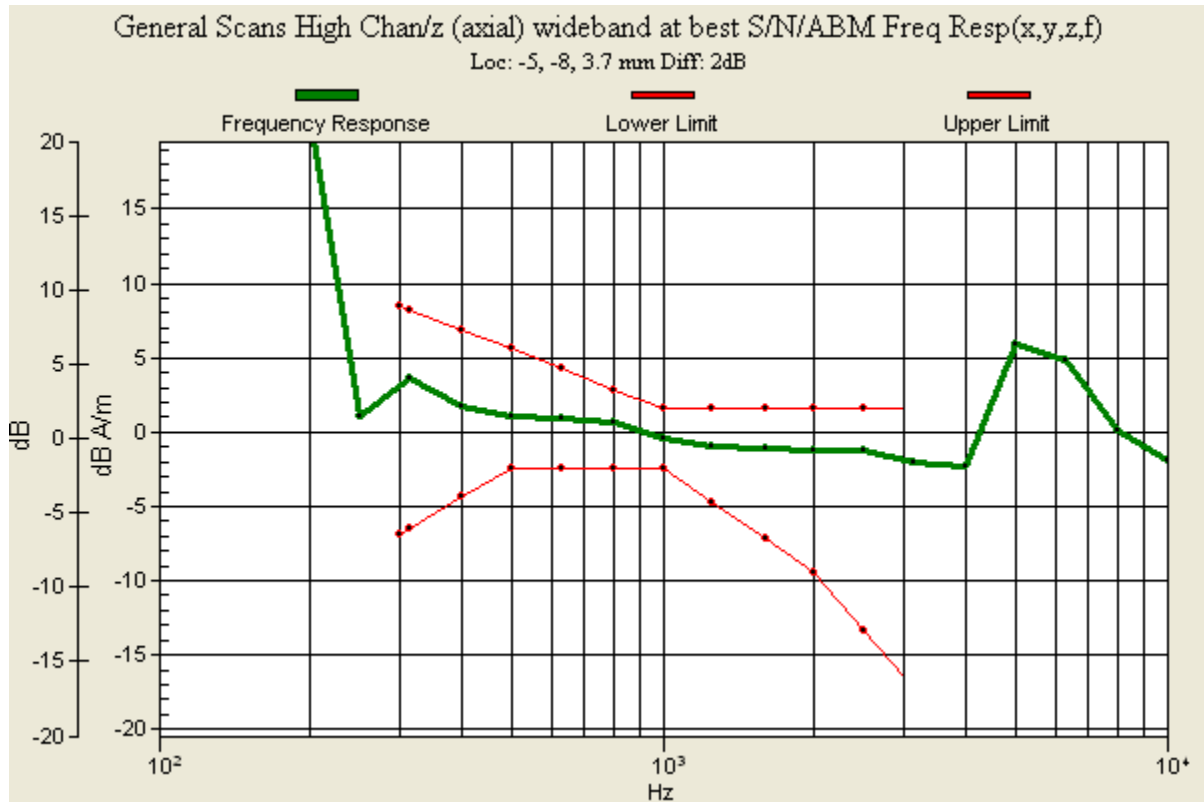
Measure Window Length: 4000ms


BWC applied: 10.8 dB

Device Reference Point: 0.000, 0.000, -6.30 mm



0 dB = 1.00



	Document Annex A-D to Hearing Aid Compatibility Audio Band Magnetic (ABM) T-Coil Test Report for BlackBerry® Smartphone model RDG71UW		Page 37(83)
Author Data Daoud Attayi	Dates of Test August 09-11, 2010	Report No RTS-2337-1008-33	FCC ID L6ARDG70UW

Date/Time: 8/10/2010 10:21:39 AM

Test Laboratory: RIM Testing Services

HAC_TCoil_GSM1900_radial L_low_chan

DUT: BlackBerry Smartphone

Communication System: GSM 1900; Frequency: 1850.2 MHz;Duty Cycle: 1:8.3

Medium parameters used: $\sigma = 0$ mho/m, $\epsilon_r = 1$; $\rho = 1$ kg/m³

Phantom section: TCoil Section

Measurement Standard: DASY4 (High Precision Assessment)

DASY4 Configuration:

- Probe: AM1DV3 - 3062; ; Calibrated: 6/8/2010
- Sensor-Surface: 0mm (Fix Surface)
- Electronics: DAE3 Sn473; Calibrated: 1/4/2010
- Phantom: HAC RF Test Arch with AMCC; Type: SD HAC P01 BA;
- Measurement SW: DASY4, V4.7 Build 80; Postprocessing SW: SEMCAD, V1.8 Build 186

General Scans Low Chan/x (longitudinal) 5.0mm 50 x 50/ABM

SNR(x,y,z) (11x11x1):

Measurement grid: dx=10mm, dy=10mm

Signal Type: Audio File (.wav) 48k_voice_1kHz_1s.wav


Output Gain: 35.3

Measure Window Start: 300ms

Measure Window Length: 1000ms

BWC applied: 0.151969 dB

Device Reference Point: 0.000, 0.000, -6.30 mm

	Document Annex A-D to Hearing Aid Compatibility Audio Band Magnetic (ABM) T-Coil Test Report for BlackBerry® Smartphone model RDG71UW		Page 38(83)
Author Data Daoud Attayi	Dates of Test August 09-11, 2010	Report No RTS-2337-1008-33	FCC ID L6ARDG70UW

General Scans Low Chan/x (longitudinal) fine 2mm 8 x 8/ABM SNR(x,y,z) (5x5x1):

Measurement grid: dx=10mm, dy=10mm

Signal Type: Audio File (.wav) 48k_voice_1kHz_1s.wav

Output Gain: 35.3

Measure Window Start: 300ms

Measure Window Length: 2000ms

BWC applied: 0.151969 dB

Device Reference Point: 0.000, 0.000, -6.30 mm


Cursor:

ABM1/ABM2 = 39.6 dB


ABM1 comp = -4.04 dB A/m

BWC Factor = 0.151969 dB

Location: -12, -10, 3.7 mm



0 dB = 1.00

	Document Annex A-D to Hearing Aid Compatibility Audio Band Magnetic (ABM) T-Coil Test Report for BlackBerry® Smartphone model RDG71UW		Page 39(83)
Author Data Daoud Attayi	Dates of Test August 09-11, 2010	Report No RTS-2337-1008-33	FCC ID L6ARDG70UW

Date/Time: 8/10/2010 10:21:39 AM

Test Laboratory: RIM Testing Services

HAC_TCoil_GSM1900_radial L_mid_chan

DUT: BlackBerry Smartphone

Communication System: GSM 1900; Frequency: 1850.2 MHzFrequency: 1880 MHz;Duty Cycle: 1:8.3

Medium parameters used: $\sigma = 0$ mho/m, $\epsilon_r = 1$; $\rho = 1$ kg/m³

Phantom section: TCoil Section

Measurement Standard: DASY4 (High Precision Assessment)

DASY4 Configuration:

- Probe: AM1DV3 - 3062; ; Calibrated: 6/8/2010
- Sensor-Surface: 0mm (Fix Surface)
- Electronics: DAE3 Sn473; Calibrated: 1/4/2010
- Phantom: HAC RF Test Arch with AMCC; Type: SD HAC P01 BA;
- Measurement SW: DASY4, V4.7 Build 80; Postprocessing SW: SEMCAD, V1.8 Build 186

General Scans Low Chan/x (longitudinal) 5.0mm 50 x 50/ABM

SNR(x,y,z) (11x11x1):

Measurement grid: dx=10mm, dy=10mm

Signal Type: Audio File (.wav) 48k_voice_1kHz_1s.wav


Output Gain: 35.3

Measure Window Start: 300ms

Measure Window Length: 1000ms

BWC applied: 0.151969 dB

Device Reference Point: 0.000, 0.000, -6.30 mm

	Document Annex A-D to Hearing Aid Compatibility Audio Band Magnetic (ABM) T-Coil Test Report for BlackBerry® Smartphone model RDG71UW		Page 40(83)
Author Data Daoud Attayi	Dates of Test August 09-11, 2010	Report No RTS-2337-1008-33	FCC ID L6ARDG70UW

General Scans Mid Chan/x (longitudinal) fine 2mm 8 x 8/ABM SNR(x,y,z) (5x5x1):

Measurement grid: dx=10mm, dy=10mm

Signal Type: Audio File (.wav) 48k_voice_1kHz_1s.wav

Output Gain: 35.3

Measure Window Start: 300ms

Measure Window Length: 2000ms

BWC applied: 0.152993 dB

Device Reference Point: 0.000, 0.000, -6.30 mm


Cursor:

ABM1/ABM2 = 38.4 dB


ABM1 comp = -4.08 dB A/m

BWC Factor = 0.152993 dB

Location: -12, -10, 3.7 mm



0 dB = 1.00

	Document Annex A-D to Hearing Aid Compatibility Audio Band Magnetic (ABM) T-Coil Test Report for BlackBerry® Smartphone model RDG71UW		Page 41(83)
Author Data Daoud Attayi	Dates of Test August 09-11, 2010	Report No RTS-2337-1008-33	FCC ID L6ARDG70UW

Date/Time: 8/10/2010 10:21:39 AM

Test Laboratory: RIM Testing Services

HAC_TCoil_GSM1900_radial L_high_chan

DUT: BlackBerry Smartphone

Communication System: GSM 1900; Frequency: 1850.2 MHzFrequency: 1909.8 MHz;Duty Cycle: 1:8.3

Medium parameters used: $\sigma = 0$ mho/m, $\epsilon_r = 1$; $\rho = 1$ kg/m³

Phantom section: TCoil Section

Measurement Standard: DASY4 (High Precision Assessment)

DASY4 Configuration:

- Probe: AM1DV3 - 3062; ; Calibrated: 6/8/2010
- Sensor-Surface: 0mm (Fix Surface)
- Electronics: DAE3 Sn473; Calibrated: 1/4/2010
- Phantom: HAC RF Test Arch with AMCC; Type: SD HAC P01 BA;
- Measurement SW: DASY4, V4.7 Build 80; Postprocessing SW: SEMCAD, V1.8 Build 186

General Scans Low Chan/x (longitudinal) 5.0mm 50 x 50/ABM

SNR(x,y,z) (11x11x1):

Measurement grid: dx=10mm, dy=10mm

Signal Type: Audio File (.wav) 48k_voice_1kHz_1s.wav


Output Gain: 35.3

Measure Window Start: 300ms

Measure Window Length: 1000ms

BWC applied: 0.151969 dB

Device Reference Point: 0.000, 0.000, -6.30 mm

	Document Annex A-D to Hearing Aid Compatibility Audio Band Magnetic (ABM) T-Coil Test Report for BlackBerry® Smartphone model RDG71UW		Page 42(83)
Author Data Daoud Attayi	Dates of Test August 09-11, 2010	Report No RTS-2337-1008-33	FCC ID L6ARDG70UW

General Scans High Chan/x (longitudinal) fine 2mm 8 x 8/ABM SNR(x,y,z) (5x5x1):

Measurement grid: dx=10mm, dy=10mm

Signal Type: Audio File (.wav) 48k_voice_1kHz_1s.wav

Output Gain: 35.3

Measure Window Start: 300ms

Measure Window Length: 2000ms

BWC applied: 0.151969 dB

Device Reference Point: 0.000, 0.000, -6.30 mm


Cursor:

ABM1/ABM2 = 38.0 dB


ABM1 comp = -4.08 dB A/m

BWC Factor = 0.151969 dB

Location: -12, -10, 3.7 mm



0 dB = 1.00

	Document Annex A-D to Hearing Aid Compatibility Audio Band Magnetic (ABM) T-Coil Test Report for BlackBerry® Smartphone model RDG71UW		Page 43(83)
Author Data Daoud Attayi	Dates of Test August 09-11, 2010	Report No RTS-2337-1008-33	FCC ID L6ARDG70UW

Date/Time: 8/10/2010 10:31:48 AM

Test Laboratory: RIM Testing Services

HAC_TCoil_GSM1900_radial T_low_chan

DUT: BlackBerry Smartphone

Communication System: GSM 1900; Frequency: 1850.2 MHz;Duty Cycle: 1:8.3

Medium parameters used: $\sigma = 0$ mho/m, $\epsilon_r = 1$; $\rho = 1$ kg/m³

Phantom section: TCoil Section

Measurement Standard: DASY4 (High Precision Assessment)

DASY4 Configuration:

- Probe: AM1DV3 - 3062; ; Calibrated: 6/8/2010
- Sensor-Surface: 0mm (Fix Surface)
- Electronics: DAE3 Sn473; Calibrated: 1/4/2010
- Phantom: HAC RF Test Arch with AMCC; Type: SD HAC P01 BA;
- Measurement SW: DASY4, V4.7 Build 80; Postprocessing SW: SEMCAD, V1.8 Build 186

General Scans Low Chan/y (transversal) 5.0mm 50 x 50/ABM

SNR(x,y,z) (11x11x1):

Measurement grid: dx=10mm, dy=10mm

Signal Type: Audio File (.wav) 48k_voice_1kHz_1s.wav


Output Gain: 35.3

Measure Window Start: 300ms

Measure Window Length: 1000ms

BWC applied: 0.151969 dB

Device Reference Point: 0.000, 0.000, -6.30 mm

	Document Annex A-D to Hearing Aid Compatibility Audio Band Magnetic (ABM) T-Coil Test Report for BlackBerry® Smartphone model RDG71UW		Page 44(83)
Author Data Daoud Attayi	Dates of Test August 09-11, 2010	Report No RTS-2337-1008-33	FCC ID L6ARDG70UW

General Scans Low Chan/y (transversal) fine 2mm 8 x 8/ABM SNR(x,y,z) (9x9x1):

Measurement grid: dx=10mm, dy=10mm

Signal Type: Audio File (.wav) 48k_voice_1kHz_1s.wav

Output Gain: 35.3

Measure Window Start: 300ms

Measure Window Length: 2000ms

BWC applied: 0.151969 dB

Device Reference Point: 0.000, 0.000, -6.30 mm

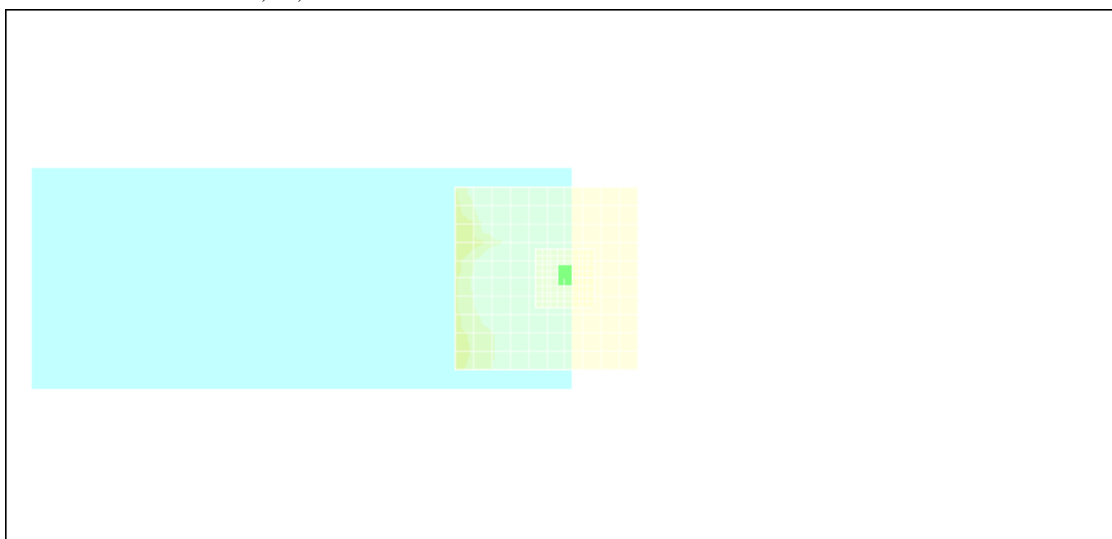
Cursor:

ABM1/ABM2 = 31.1 dB


ABM1 comp = -0.982 dB A/m

BWC Factor = 0.151969 dB

Location: -5, -2, 3.7 mm



0 dB = 1.00

	Document Annex A-D to Hearing Aid Compatibility Audio Band Magnetic (ABM) T-Coil Test Report for BlackBerry® Smartphone model RDG71UW		Page 45(83)
Author Data Daoud Attayi	Dates of Test August 09-11, 2010	Report No RTS-2337-1008-33	FCC ID L6ARDG70UW

Date/Time: 8/10/2010 10:31:48 AM

Test Laboratory: RIM Testing Services

HAC_TCoil_GSM1900_radial T_mid_chan

DUT: BlackBerry Smartphone

Communication System: GSM 1900; Frequency: 1850.2 MHzFrequency: 1880 MHz;Duty Cycle: 1:8.3

Medium parameters used: $\sigma = 0$ mho/m, $\epsilon_r = 1$; $\rho = 1$ kg/m³

Phantom section: TCoil Section

Measurement Standard: DASY4 (High Precision Assessment)

DASY4 Configuration:

- Probe: AM1DV3 - 3062; ; Calibrated: 6/8/2010
- Sensor-Surface: 0mm (Fix Surface)
- Electronics: DAE3 Sn473; Calibrated: 1/4/2010
- Phantom: HAC RF Test Arch with AMCC; Type: SD HAC P01 BA;
- Measurement SW: DASY4, V4.7 Build 80; Postprocessing SW: SEMCAD, V1.8 Build 186

General Scans Low Chan/y (transversal) 5.0mm 50 x 50/ABM

SNR(x,y,z) (11x11x1):

Measurement grid: dx=10mm, dy=10mm

Signal Type: Audio File (.wav) 48k_voice_1kHz_1s.wav


Output Gain: 35.3

Measure Window Start: 300ms

Measure Window Length: 1000ms

BWC applied: 0.151969 dB

Device Reference Point: 0.000, 0.000, -6.30 mm

	Document Annex A-D to Hearing Aid Compatibility Audio Band Magnetic (ABM) T-Coil Test Report for BlackBerry® Smartphone model RDG71UW		Page 46(83)
Author Data Daoud Attayi	Dates of Test August 09-11, 2010	Report No RTS-2337-1008-33	FCC ID L6ARDG70UW

General Scans Mid Chan/y (transversal) fine 2mm 8 x 8/ABM SNR(x,y,z) (9x9x1):

Measurement grid: dx=10mm, dy=10mm

Signal Type: Audio File (.wav) 48k_voice_1kHz_1s.wav

Output Gain: 35.3

Measure Window Start: 300ms

Measure Window Length: 2000ms

BWC applied: 0.152993 dB

Device Reference Point: 0.000, 0.000, -6.30 mm

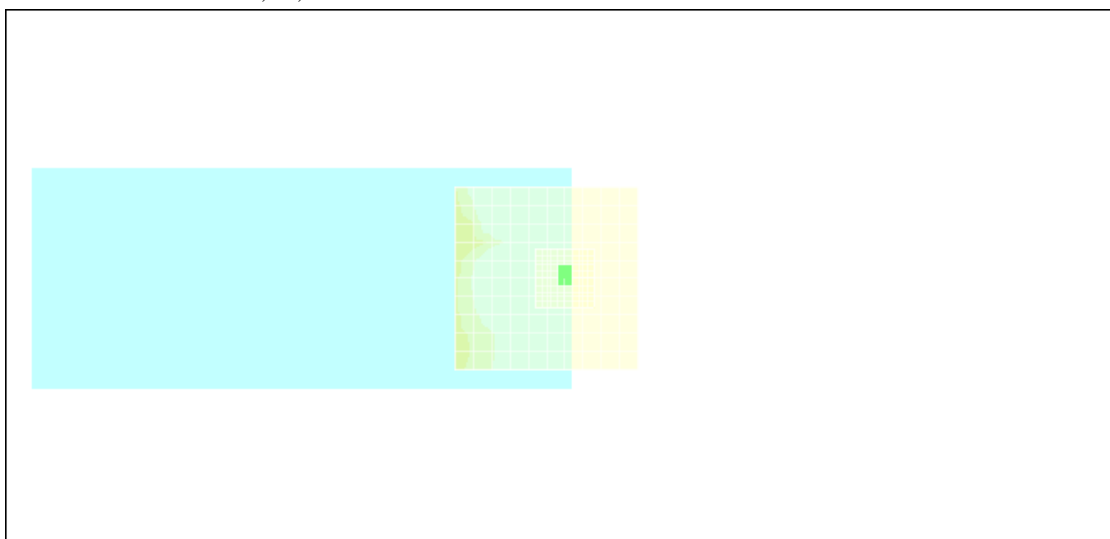
Cursor:

ABM1/ABM2 = 29.6 dB


ABM1 comp = -1.05 dB A/m

BWC Factor = 0.152993 dB

Location: -5, -2, 3.7 mm



0 dB = 1.00

	Document Annex A-D to Hearing Aid Compatibility Audio Band Magnetic (ABM) T-Coil Test Report for BlackBerry® Smartphone model RDG71UW		Page 47(83)
Author Data Daoud Attayi	Dates of Test August 09-11, 2010	Report No RTS-2337-1008-33	FCC ID L6ARDG70UW

Date/Time: 8/10/2010 10:31:48 AM

Test Laboratory: RIM Testing Services

HAC_TCoil_GSM1900_radial T_high_chan

DUT: BlackBerry Smartphone

Communication System: GSM 1900; Frequency: 1850.2 MHzFrequency: 1909.8 MHz;Duty Cycle: 1:8.3

Medium parameters used: $\sigma = 0$ mho/m, $\epsilon_r = 1$; $\rho = 1$ kg/m³

Phantom section: TCoil Section

Measurement Standard: DASY4 (High Precision Assessment)

DASY4 Configuration:

- Probe: AM1DV3 - 3062; ; Calibrated: 6/8/2010
- Sensor-Surface: 0mm (Fix Surface)
- Electronics: DAE3 Sn473; Calibrated: 1/4/2010
- Phantom: HAC RF Test Arch with AMCC; Type: SD HAC P01 BA;
- Measurement SW: DASY4, V4.7 Build 80; Postprocessing SW: SEMCAD, V1.8 Build 186

General Scans Low Chan/y (transversal) 5.0mm 50 x 50/ABM

SNR(x,y,z) (11x11x1):

Measurement grid: dx=10mm, dy=10mm

Signal Type: Audio File (.wav) 48k_voice_1kHz_1s.wav


Output Gain: 35.3

Measure Window Start: 300ms

Measure Window Length: 1000ms

BWC applied: 0.151969 dB

Device Reference Point: 0.000, 0.000, -6.30 mm

	Document Annex A-D to Hearing Aid Compatibility Audio Band Magnetic (ABM) T-Coil Test Report for BlackBerry® Smartphone model RDG71UW		Page 48(83)
Author Data Daoud Attayi	Dates of Test August 09-11, 2010	Report No RTS-2337-1008-33	FCC ID L6ARDG70UW

General Scans High Chan/y (transversal) fine 2mm 8 x 8/ABM SNR(x,y,z) (9x9x1):

Measurement grid: dx=10mm, dy=10mm

Signal Type: Audio File (.wav) 48k_voice_1kHz_1s.wav

Output Gain: 35.3

Measure Window Start: 300ms

Measure Window Length: 2000ms

BWC applied: 0.151969 dB

Device Reference Point: 0.000, 0.000, -6.30 mm

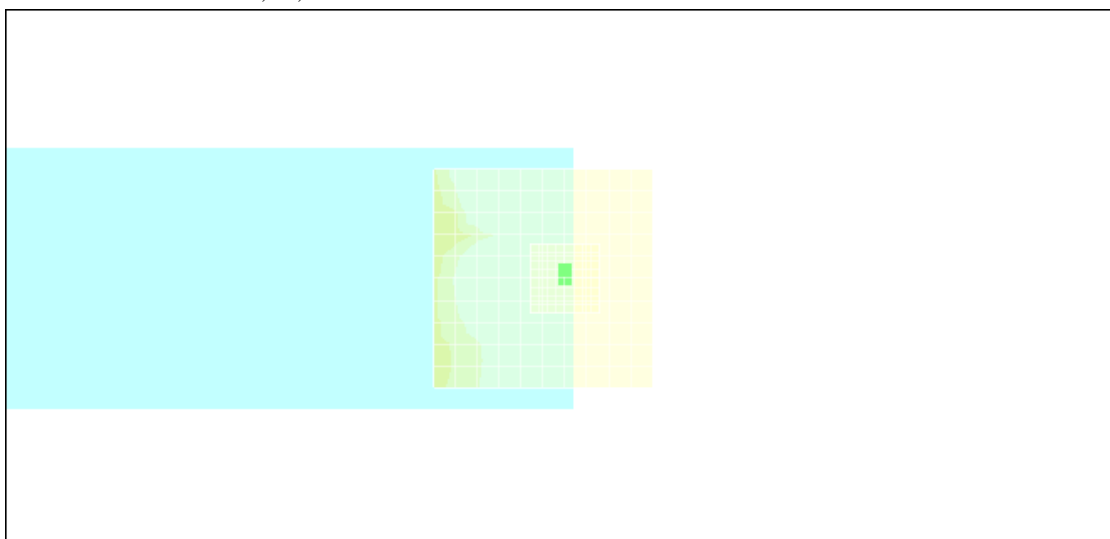
Cursor:

ABM1/ABM2 = 29.2 dB


ABM1 comp = -1.05 dB A/m

BWC Factor = 0.151969 dB

Location: -5, -2, 3.7 mm



0 dB = 1.00

	Document Annex A-D to Hearing Aid Compatibility Audio Band Magnetic (ABM) T-Coil Test Report for BlackBerry® Smartphone model RDG71UW		Page 49(83)
Author Data Daoud Attayi	Dates of Test August 09-11, 2010	Report No RTS-2337-1008-33	FCC ID L6ARDG70UW

Date/Time: 8/10/2010 4:20:45 PM

Test Laboratory: RIM Testing Services

HAC_TCoil_UMTS_FDD II_1900_low_chan_Axial

DUT: BlackBerry Smartphone

Communication System: WCDMA FDD II; Frequency: 1852.4 MHz; Duty Cycle: 1:1

Medium parameters used: $\sigma = 0$ mho/m, $\epsilon_r = 1$; $\rho = 1$ kg/m³

Phantom section: TCoil Section

DASY4 Configuration:

- Probe: AM1DV3 - 3062; ; Calibrated: 6/8/2010
- Sensor-Surface: 0mm (Fix Surface)
- Electronics: DAE3 Sn473; Calibrated: 1/4/2010
- Phantom: HAC RF Test Arch with AMCC; Type: SD HAC P01 BA;
- Measurement SW: DASY4, V4.7 Build 80; Postprocessing SW: SEMCAD, V1.8 Build 186

General Scans Low Chan/z (axial) 5.0mm 50 x 50/ABM SNR(x,y,z) (11x11x1):

Measurement grid: dx=10mm, dy=10mm

Signal Type: Audio File (.wav) 48k_voice_1kHz_1s.wav


Output Gain: 35.3

Measure Window Start: 300ms

Measure Window Length: 1000ms

BWC applied: 0.151969 dB

Device Reference Point: 0.000, 0.000, -6.30 mm

	Document Annex A-D to Hearing Aid Compatibility Audio Band Magnetic (ABM) T-Coil Test Report for BlackBerry® Smartphone model RDG71UW		Page 50(83)
Author Data Daoud Attayi	Dates of Test August 09-11, 2010	Report No RTS-2337-1008-33	FCC ID L6ARDG70UW

General Scans Low Chan/z (axial) fine 2mm 8 x 8/ABM

SNR(x,y,z) (5x5x1):

Measurement grid: dx=10mm, dy=10mm

Signal Type: Audio File (.wav) 48k_voice_1kHz_1s.wav

Output Gain: 35.3

Measure Window Start: 300ms

Measure Window Length: 2000ms

BWC applied: 0.151969 dB

Device Reference Point: 0.000, 0.000, -6.30 mm

Cursor:

ABM1/ABM2 = 53.1 dB

ABM1 comp = 4.60 dB A/m

BWC Factor = 0.151969 dB

Location: -5, -10, 3.7 mm

General Scans Low Chan/z (axial) wideband at best S/N/ABM

Freq Resp(x,y,z,f) (1x1x1):

Measurement grid: dx=10mm, dy=10mm

Signal Type: Audio File (.wav) 48k_voice_300-3000_2s.wav


Output Gain: 69.2


Measure Window Start: 2000ms

Measure Window Length: 4000ms

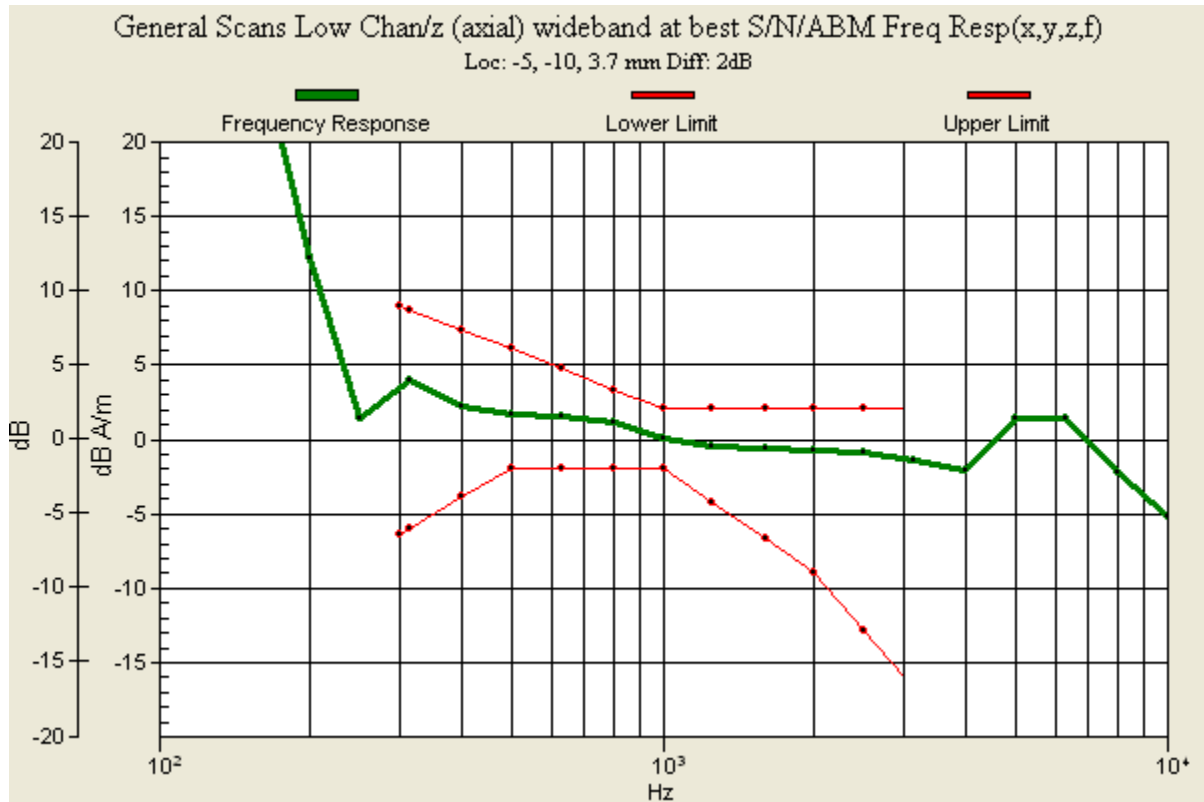
BWC applied: 10.8 dB


Device Reference Point: 0.000, 0.000, -6.30 mm

	Document Annex A-D to Hearing Aid Compatibility Audio Band Magnetic (ABM) T-Coil Test Report for BlackBerry® Smartphone model RDG71UW		Page 51(83)
Author Data Daoud Attayi	Dates of Test August 09-11, 2010	Report No RTS-2337-1008-33	FCC ID L6ARDG70UW



0 dB = 1.00



	Document Annex A-D to Hearing Aid Compatibility Audio Band Magnetic (ABM) T-Coil Test Report for BlackBerry® Smartphone model RDG71UW		Page 53(83)
Author Data Daoud Attayi	Dates of Test August 09-11, 2010	Report No RTS-2337-1008-33	FCC ID L6ARDG70UW

Date/Time: 8/10/2010 4:20:45 PM

Test Laboratory: RIM Testing Services

HAC_TCoil_UMTS_FDD II_1900_mid_chan_Axial

DUT: BlackBerry Smartphone

Communication System: WCDMA FDD II; Frequency: 1852.4 MHzFrequency:
1880 MHz;Duty Cycle: 1:1

Medium parameters used: $\sigma = 0$ mho/m, $\epsilon_r = 1$; $\rho = 1$ kg/m³

Phantom section: TCoil Section

DASY4 Configuration:

- Probe: AM1DV3 - 3062; ; Calibrated: 6/8/2010
- Sensor-Surface: 0mm (Fix Surface)
- Electronics: DAE3 Sn473; Calibrated: 1/4/2010
- Phantom: HAC RF Test Arch with AMCC; Type: SD HAC P01 BA;
- Measurement SW: DASY4, V4.7 Build 80; Postprocessing SW: SEMCAD, V1.8 Build 186

**General Scans Low Chan/z (axial) 5.0mm 50 x 50/ABM SNR(x,y,z)
(11x11x1):**

Measurement grid: dx=10mm, dy=10mm

Signal Type: Audio File (.wav) 48k_voice_1kHz_1s.wav


Output Gain: 35.3

Measure Window Start: 300ms

Measure Window Length: 1000ms

BWC applied: 0.151969 dB

Device Reference Point: 0.000, 0.000, -6.30 mm

	Document Annex A-D to Hearing Aid Compatibility Audio Band Magnetic (ABM) T-Coil Test Report for BlackBerry® Smartphone model RDG71UW		Page 54(83)
Author Data Daoud Attayi	Dates of Test August 09-11, 2010	Report No RTS-2337-1008-33	FCC ID L6ARDG70UW

General Scans Mid Chan/z (axial) fine 2mm 8 x 8/ABM

SNR(x,y,z) (5x5x1):

Measurement grid: dx=10mm, dy=10mm

Signal Type: Audio File (.wav) 48k_voice_1kHz_1s.wav

Output Gain: 35.3

Measure Window Start: 300ms

Measure Window Length: 2000ms

BWC applied: 0.15103 dB

Device Reference Point: 0.000, 0.000, -6.30 mm

Cursor:

ABM1/ABM2 = 53.0 dB

ABM1 comp = 4.55 dB A/m

BWC Factor = 0.15103 dB

Location: -5, -10, 3.7 mm

General Scans Mid Chan/z (axial) wideband at best S/N/ABM

Freq Resp(x,y,z,f) (1x1x1):

Measurement grid: dx=10mm, dy=10mm

Signal Type: Audio File (.wav) 48k_voice_300-3000_2s.wav


Output Gain: 69.2

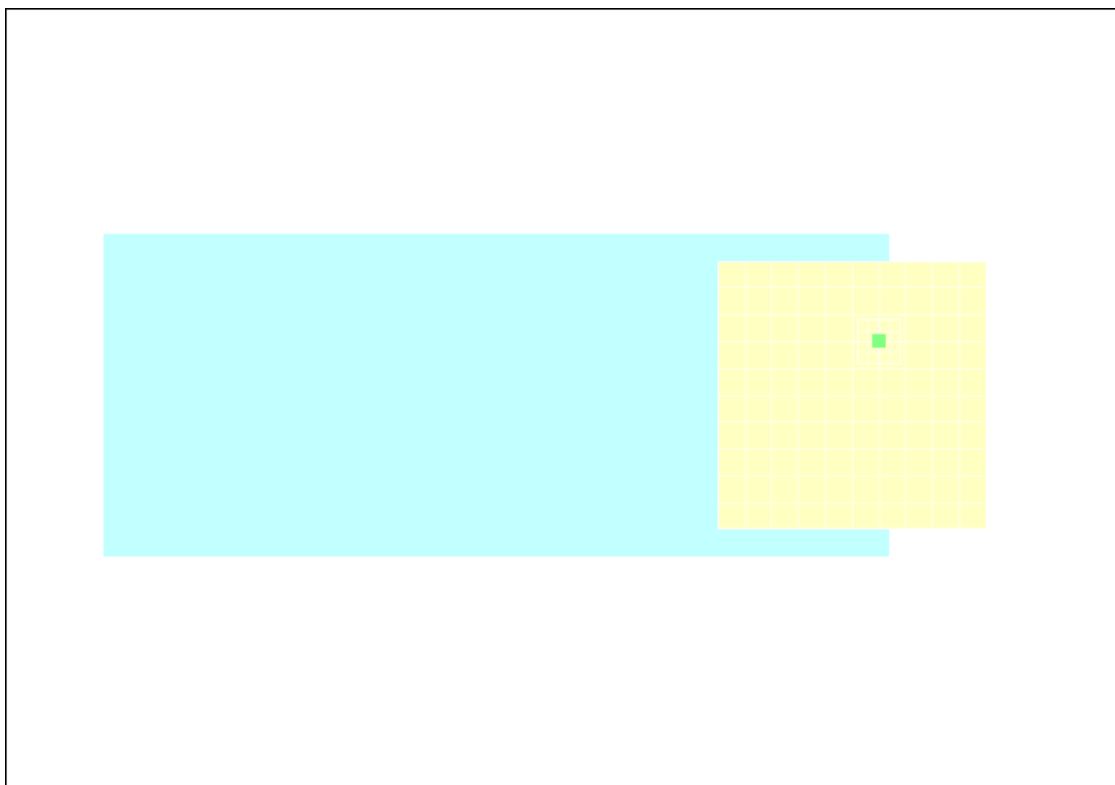
Measure Window Start: 2000ms

Measure Window Length: 4000ms

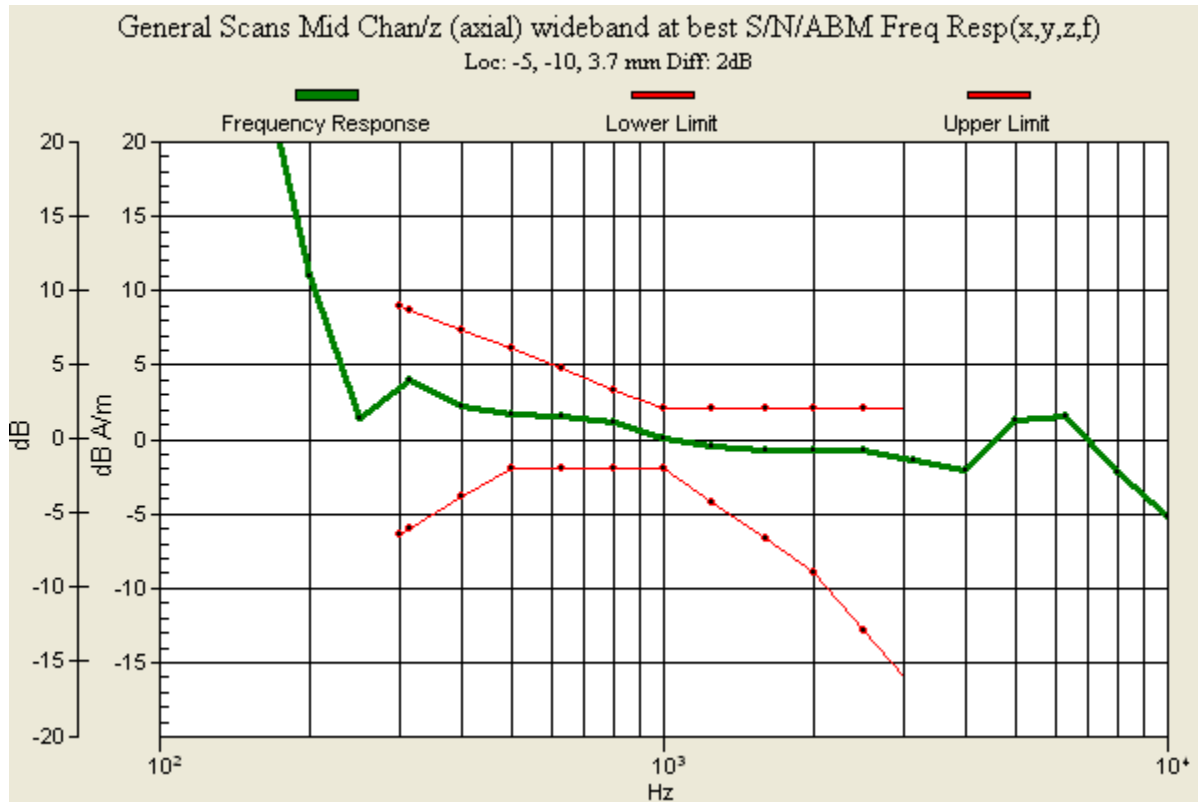
BWC applied: 10.8 dB


Device Reference Point: 0.000, 0.000, -6.30 mm

	Document Annex A-D to Hearing Aid Compatibility Audio Band Magnetic (ABM) T-Coil Test Report for BlackBerry® Smartphone model RDG71UW		Page 55(83)
Author Data Daoud Attayi	Dates of Test August 09-11, 2010	Report No RTS-2337-1008-33	FCC ID L6ARDG70UW



0 dB = 1.00



	Document Annex A-D to Hearing Aid Compatibility Audio Band Magnetic (ABM) T-Coil Test Report for BlackBerry® Smartphone model RDG71UW		Page 57(83)
Author Data Daoud Attayi	Dates of Test August 09-11, 2010	Report No RTS-2337-1008-33	FCC ID L6ARDG70UW

Date/Time: 8/10/2010 4:20:45 PM

Test Laboratory: RIM Testing Services

HAC_TCoil_UMTS_FDD II_1900_high_chan_Axial

DUT: BlackBerry Smartphone

Communication System: WCDMA FDD II; Frequency: 1852.4 MHzFrequency:

1907.6 MHz;Duty Cycle: 1:1

Medium parameters used: $\sigma = 0$ mho/m, $\epsilon_r = 1$; $\rho = 1$ kg/m³

Phantom section: TCoil Section

DASY4 Configuration:

- Probe: AM1DV3 - 3062; ; Calibrated: 6/8/2010
- Sensor-Surface: 0mm (Fix Surface)
- Electronics: DAE3 Sn473; Calibrated: 1/4/2010
- Phantom: HAC RF Test Arch with AMCC; Type: SD HAC P01 BA;
- Measurement SW: DASY4, V4.7 Build 80; Postprocessing SW: SEMCAD, V1.8 Build 186

General Scans Low Chan/z (axial) 5.0mm 50 x 50/ABM SNR(x,y,z)

(11x11x1):

Measurement grid: dx=10mm, dy=10mm

Signal Type: Audio File (.wav) 48k_voice_1kHz_1s.wav


Output Gain: 35.3

Measure Window Start: 300ms

Measure Window Length: 1000ms

BWC applied: 0.151969 dB

Device Reference Point: 0.000, 0.000, -6.30 mm

	Document Annex A-D to Hearing Aid Compatibility Audio Band Magnetic (ABM) T-Coil Test Report for BlackBerry® Smartphone model RDG71UW		Page 58(83)
Author Data Daoud Attayi	Dates of Test August 09-11, 2010	Report No RTS-2337-1008-33	FCC ID L6ARDG70UW

General Scans High Chan/z (axial) fine 2mm 8 x 8/ABM

SNR(x,y,z) (5x5x1):

Measurement grid: dx=10mm, dy=10mm

Signal Type: Audio File (.wav) 48k_voice_1kHz_1s.wav

Output Gain: 35.3

Measure Window Start: 300ms

Measure Window Length: 2000ms

BWC applied: 0.154017 dB

Device Reference Point: 0.000, 0.000, -6.30 mm

Cursor:

ABM1/ABM2 = 53.1 dB

ABM1 comp = 5.23 dB A/m

BWC Factor = 0.154017 dB

Location: -5, -8, 3.7 mm

General Scans High Chan/z (axial) wideband at best

S/N/ABM Freq Resp(x,y,z,f) (1x1x1):

Measurement grid: dx=10mm, dy=10mm

Signal Type: Audio File (.wav) 48k_voice_300-3000_2s.wav


Output Gain: 69.2


Measure Window Start: 2000ms

Measure Window Length: 4000ms

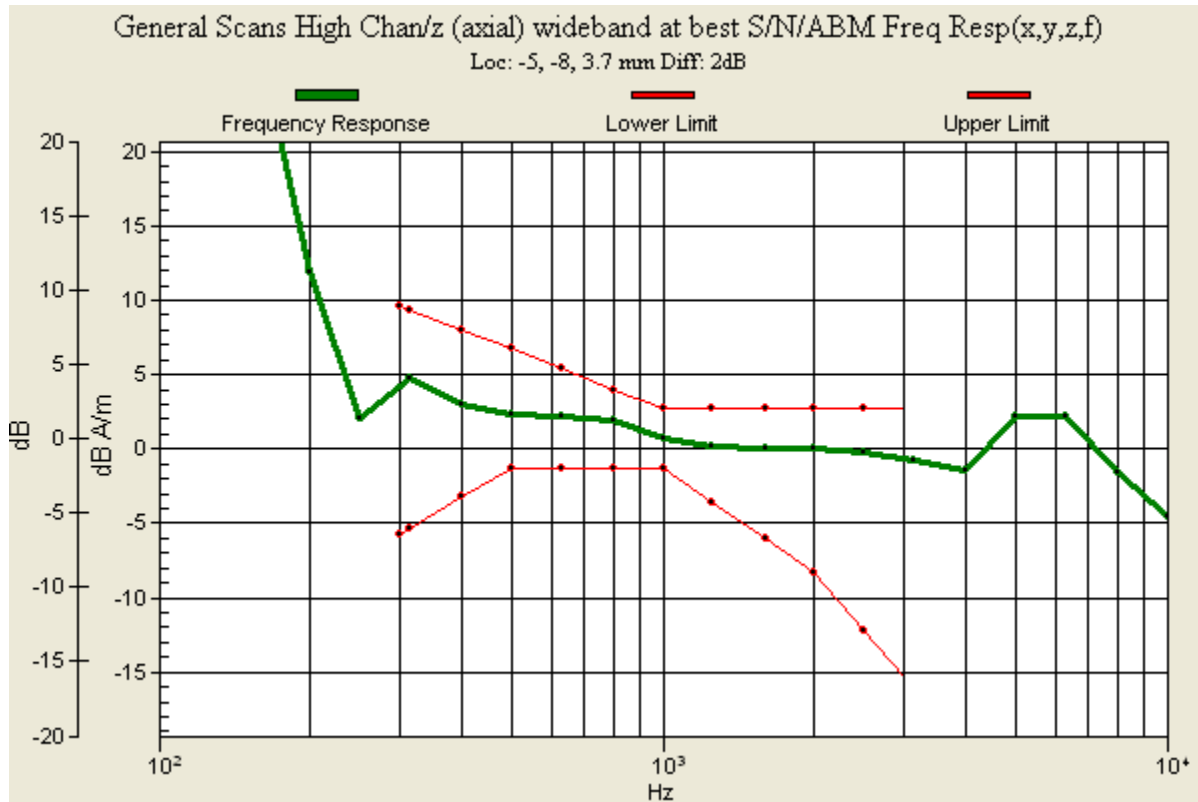
BWC applied: 10.8 dB


Device Reference Point: 0.000, 0.000, -6.30 mm

	Document Annex A-D to Hearing Aid Compatibility Audio Band Magnetic (ABM) T-Coil Test Report for BlackBerry® Smartphone model RDG71UW		Page 59(83)
Author Data Daoud Attayi	Dates of Test August 09-11, 2010	Report No RTS-2337-1008-33	FCC ID L6ARDG70UW



0 dB = 1.00



	Document Annex A-D to Hearing Aid Compatibility Audio Band Magnetic (ABM) T-Coil Test Report for BlackBerry® Smartphone model RDG71UW		Page 61(83)
Author Data Daoud Attayi	Dates of Test August 09-11, 2010	Report No RTS-2337-1008-33	FCC ID L6ARDG70UW

Date/Time: 8/10/2010 4:31:16 PM

Test Laboratory: RIM Testing Services

HAC_TCoil_UMTS_FDD II_1900_low_chan_Radial_L

DUT: BlackBerry Smartphone

Communication System: WCDMA FDD II; Frequency: 1852.4 MHz; Duty Cycle: 1:1

Medium parameters used: $\sigma = 0$ mho/m, $\epsilon_r = 1$; $\rho = 1$ kg/m³

Phantom section: TCoil Section

DASY4 Configuration:

- Probe: AM1DV3 - 3062; ; Calibrated: 6/8/2010
- Sensor-Surface: 0mm (Fix Surface)
- Electronics: DAE3 Sn473; Calibrated: 1/4/2010
- Phantom: HAC RF Test Arch with AMCC; Type: SD HAC P01 BA;
- Measurement SW: DASY4, V4.7 Build 80; Postprocessing SW: SEMCAD, V1.8 Build 186

General Scans Low Chan/x (longitudinal) 5.0mm 50 x 50/ABM

SNR(x,y,z) (11x11x1):

Measurement grid: dx=10mm, dy=10mm

Signal Type: Audio File (.wav) 48k_voice_1kHz_1s.wav


Output Gain: 35.3

Measure Window Start: 300ms

Measure Window Length: 1000ms

BWC applied: 0.151969 dB

Device Reference Point: 0.000, 0.000, -6.30 mm

	Document Annex A-D to Hearing Aid Compatibility Audio Band Magnetic (ABM) T-Coil Test Report for BlackBerry® Smartphone model RDG71UW		Page 62(83)
Author Data Daoud Attayi	Dates of Test August 09-11, 2010	Report No RTS-2337-1008-33	FCC ID L6ARDG70UW

General Scans Low Chan/x (longitudinal) fine 2mm 8 x 8/ABM SNR(x,y,z) (5x5x1):

Measurement grid: dx=10mm, dy=10mm

Signal Type: Audio File (.wav) 48k_voice_1kHz_1s.wav

Output Gain: 35.3

Measure Window Start: 300ms

Measure Window Length: 2000ms

BWC applied: 0.151969 dB

Device Reference Point: 0.000, 0.000, -6.30 mm


Cursor:

ABM1/ABM2 = 47.0 dB


ABM1 comp = -3.73 dB A/m

BWC Factor = 0.151969 dB

Location: -10, -8, 3.7 mm



0 dB = 1.00

	Document Annex A-D to Hearing Aid Compatibility Audio Band Magnetic (ABM) T-Coil Test Report for BlackBerry® Smartphone model RDG71UW		Page 63(83)
Author Data Daoud Attayi	Dates of Test August 09-11, 2010	Report No RTS-2337-1008-33	FCC ID L6ARDG70UW

Date/Time: 8/10/2010 4:31:16 PM

Test Laboratory: RIM Testing Services

HAC_TCoil_UMTS_FDD II_1900_mid_chan_Radial_L

DUT: BlackBerry Smartphone

Communication System: WCDMA FDD II; Frequency: 1852.4 MHzFrequency:

1880 MHz;Duty Cycle: 1:1

Medium parameters used: $\sigma = 0$ mho/m, $\epsilon_r = 1$; $\rho = 1$ kg/m³

Phantom section: TCoil Section

DASY4 Configuration:

- Probe: AM1DV3 - 3062; ; Calibrated: 6/8/2010
- Sensor-Surface: 0mm (Fix Surface)
- Electronics: DAE3 Sn473; Calibrated: 1/4/2010
- Phantom: HAC RF Test Arch with AMCC; Type: SD HAC P01 BA;
- Measurement SW: DASY4, V4.7 Build 80; Postprocessing SW: SEMCAD, V1.8 Build 186

General Scans Low Chan/x (longitudinal) 5.0mm 50 x 50/ABM

SNR(x,y,z) (11x11x1):

Measurement grid: dx=10mm, dy=10mm

Signal Type: Audio File (.wav) 48k_voice_1kHz_1s.wav


Output Gain: 35.3

Measure Window Start: 300ms

Measure Window Length: 1000ms

BWC applied: 0.151969 dB

Device Reference Point: 0.000, 0.000, -6.30 mm

	Document Annex A-D to Hearing Aid Compatibility Audio Band Magnetic (ABM) T-Coil Test Report for BlackBerry® Smartphone model RDG71UW		Page 64(83)
Author Data Daoud Attayi	Dates of Test August 09-11, 2010	Report No RTS-2337-1008-33	FCC ID L6ARDG70UW

General Scans Mid Chan/x (longitudinal) fine 2mm 8 x 8/ABM SNR(x,y,z) (5x5x1):

Measurement grid: dx=10mm, dy=10mm

Signal Type: Audio File (.wav) 48k_voice_1kHz_1s.wav

Output Gain: 35.3

Measure Window Start: 300ms

Measure Window Length: 2000ms

BWC applied: 0.15103 dB

Device Reference Point: 0.000, 0.000, -6.30 mm


Cursor:

ABM1/ABM2 = 47.0 dB


ABM1 comp = -3.76 dB A/m

BWC Factor = 0.15103 dB

Location: -10, -8, 3.7 mm



0 dB = 1.00

	Document Annex A-D to Hearing Aid Compatibility Audio Band Magnetic (ABM) T-Coil Test Report for BlackBerry® Smartphone model RDG71UW		Page 65(83)
Author Data Daoud Attayi	Dates of Test August 09-11, 2010	Report No RTS-2337-1008-33	FCC ID L6ARDG70UW

Date/Time: 8/10/2010 4:31:16 PM

Test Laboratory: RIM Testing Services

HAC_TCoil_UMTS_FDD II_1900_high_chan_Radial_L

DUT: BlackBerry Smartphone

Communication System: WCDMA FDD II; Frequency: 1852.4 MHzFrequency:

1907.6 MHz;Duty Cycle: 1:1

Medium parameters used: $\sigma = 0$ mho/m, $\epsilon_r = 1$; $\rho = 1$ kg/m³

Phantom section: TCoil Section

DASY4 Configuration:

- Probe: AM1DV3 - 3062; ; Calibrated: 6/8/2010
- Sensor-Surface: 0mm (Fix Surface)
- Electronics: DAE3 Sn473; Calibrated: 1/4/2010
- Phantom: HAC RF Test Arch with AMCC; Type: SD HAC P01 BA;
- Measurement SW: DASY4, V4.7 Build 80; Postprocessing SW: SEMCAD, V1.8 Build 186

General Scans Low Chan/x (longitudinal) 5.0mm 50 x 50/ABM

SNR(x,y,z) (11x11x1):

Measurement grid: dx=10mm, dy=10mm

Signal Type: Audio File (.wav) 48k_voice_1kHz_1s.wav


Output Gain: 35.3

Measure Window Start: 300ms

Measure Window Length: 1000ms

BWC applied: 0.151969 dB

Device Reference Point: 0.000, 0.000, -6.30 mm

	Document Annex A-D to Hearing Aid Compatibility Audio Band Magnetic (ABM) T-Coil Test Report for BlackBerry® Smartphone model RDG71UW		Page 66(83)
Author Data Daoud Attayi	Dates of Test August 09-11, 2010	Report No RTS-2337-1008-33	FCC ID L6ARDG70UW

General Scans High Chan/x (longitudinal) fine 2mm 8 x 8/ABM SNR(x,y,z) (5x5x1):

Measurement grid: dx=10mm, dy=10mm

Signal Type: Audio File (.wav) 48k_voice_1kHz_1s.wav

Output Gain: 35.3

Measure Window Start: 300ms

Measure Window Length: 2000ms

BWC applied: 0.154017 dB

Device Reference Point: 0.000, 0.000, -6.30 mm

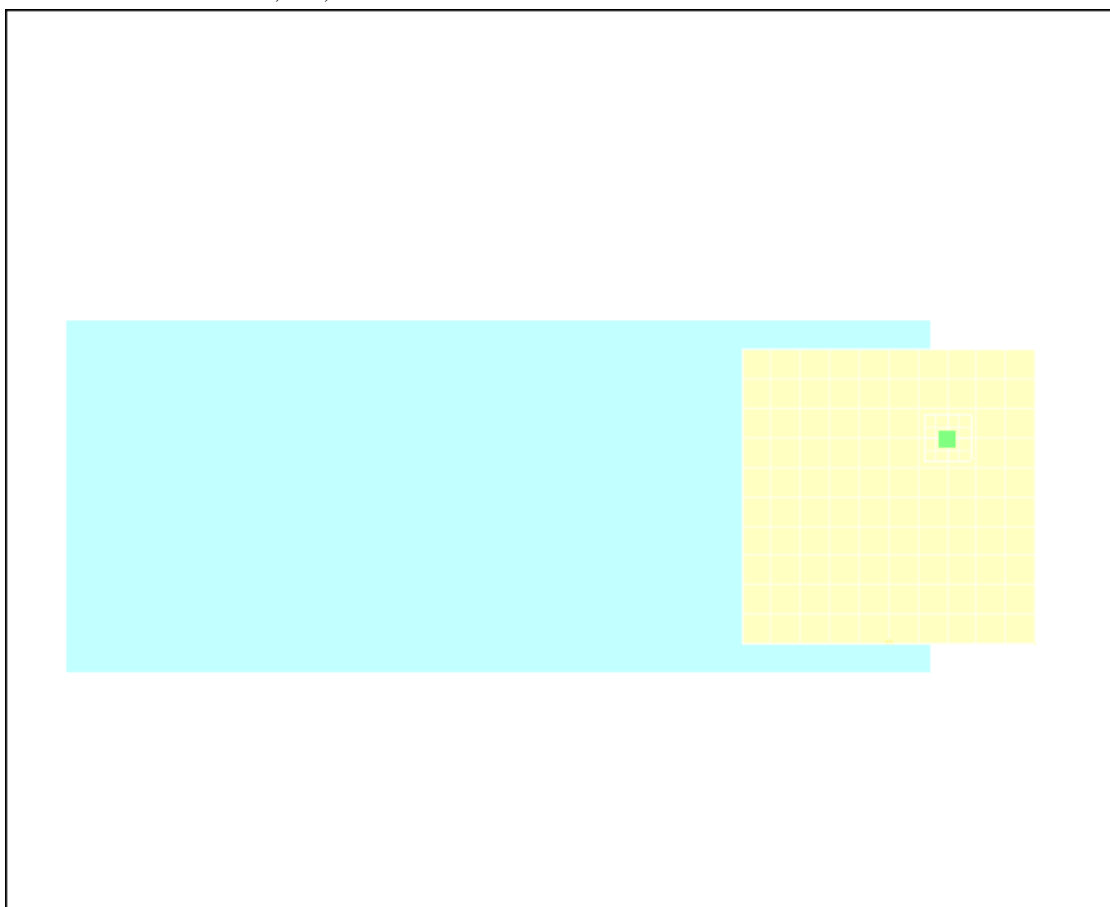
Cursor:

ABM1/ABM2 = 47.4 dB


ABM1 comp = -3.21 dB A/m

BWC Factor = 0.154017 dB

Location: -10, -10, 3.7 mm



0 dB = 1.00

	Document Annex A-D to Hearing Aid Compatibility Audio Band Magnetic (ABM) T-Coil Test Report for BlackBerry® Smartphone model RDG71UW		Page 67(83)
Author Data Daoud Attayi	Dates of Test August 09-11, 2010	Report No RTS-2337-1008-33	FCC ID L6ARDG70UW

Date/Time: 8/10/2010 4:41:26 PM

Test Laboratory: RIM Testing Services

HAC_TCoil_UMTS_FDD II_1900_low_chan_Radial_T

DUT: BlackBerry Smartphone

Communication System: WCDMA FDD II; Frequency: 1852.4 MHz; Duty Cycle: 1:1

Medium parameters used: $\sigma = 0$ mho/m, $\epsilon_r = 1$; $\rho = 1$ kg/m³

Phantom section: TCoil Section

DASY4 Configuration:

- Probe: AM1DV3 - 3062; ; Calibrated: 6/8/2010
- Sensor-Surface: 0mm (Fix Surface)
- Electronics: DAE3 Sn473; Calibrated: 1/4/2010
- Phantom: HAC RF Test Arch with AMCC; Type: SD HAC P01 BA;
- Measurement SW: DASY4, V4.7 Build 80; Postprocessing SW: SEMCAD, V1.8 Build 186

General Scans Low Chan/y (transversal) 5.0mm 50 x 50/ABM

SNR(x,y,z) (11x11x1):

Measurement grid: dx=10mm, dy=10mm

Signal Type: Audio File (.wav) 48k_voice_1kHz_1s.wav


Output Gain: 35.3

Measure Window Start: 300ms

Measure Window Length: 1000ms

BWC applied: 0.151969 dB

Device Reference Point: 0.000, 0.000, -6.30 mm

	Document Annex A-D to Hearing Aid Compatibility Audio Band Magnetic (ABM) T-Coil Test Report for BlackBerry® Smartphone model RDG71UW		Page 68(83)
Author Data Daoud Attayi	Dates of Test August 09-11, 2010	Report No RTS-2337-1008-33	FCC ID L6ARDG70UW

General Scans Low Chan/y (transversal) fine 2mm 8 x 8/ABM SNR(x,y,z) (9x9x1):

Measurement grid: dx=10mm, dy=10mm

Signal Type: Audio File (.wav) 48k_voice_1kHz_1s.wav

Output Gain: 35.3

Measure Window Start: 300ms

Measure Window Length: 2000ms

BWC applied: 0.151969 dB

Device Reference Point: 0.000, 0.000, -6.30 mm


Cursor:

ABM1/ABM2 = 48.0 dB


ABM1 comp = 0.084 dB A/m

BWC Factor = 0.151969 dB

Location: -3, -2, 3.7 mm



0 dB = 1.00

	Document Annex A-D to Hearing Aid Compatibility Audio Band Magnetic (ABM) T-Coil Test Report for BlackBerry® Smartphone model RDG71UW		Page 69(83)
Author Data Daoud Attayi	Dates of Test August 09-11, 2010	Report No RTS-2337-1008-33	FCC ID L6ARDG70UW

Date/Time: 8/10/2010 4:41:26 PM

Test Laboratory: RIM Testing Services

HAC_TCoil_UMTS_FDD II_1900_mid_chan_Radial_T

DUT: BlackBerry Smartphone

Communication System: WCDMA FDD II; Frequency: 1852.4 MHzFrequency:

1880 MHz;Duty Cycle: 1:1

Medium parameters used: $\sigma = 0$ mho/m, $\epsilon_r = 1$; $\rho = 1$ kg/m³

Phantom section: TCoil Section

DASY4 Configuration:

- Probe: AM1DV3 - 3062; ; Calibrated: 6/8/2010
- Sensor-Surface: 0mm (Fix Surface)
- Electronics: DAE3 Sn473; Calibrated: 1/4/2010
- Phantom: HAC RF Test Arch with AMCC; Type: SD HAC P01 BA;
- Measurement SW: DASY4, V4.7 Build 80; Postprocessing SW: SEMCAD, V1.8 Build 186

General Scans Low Chan/y (transversal) 5.0mm 50 x 50/ABM

SNR(x,y,z) (11x11x1):

Measurement grid: dx=10mm, dy=10mm

Signal Type: Audio File (.wav) 48k_voice_1kHz_1s.wav


Output Gain: 35.3

Measure Window Start: 300ms

Measure Window Length: 1000ms

BWC applied: 0.151969 dB

Device Reference Point: 0.000, 0.000, -6.30 mm

	Document Annex A-D to Hearing Aid Compatibility Audio Band Magnetic (ABM) T-Coil Test Report for BlackBerry® Smartphone model RDG71UW		Page 70(83)
Author Data Daoud Attayi	Dates of Test August 09-11, 2010	Report No RTS-2337-1008-33	FCC ID L6ARDG70UW

General Scans Mid Chan/y (transversal) fine 2mm 8 x 8/ABM SNR(x,y,z) (9x9x1):

Measurement grid: dx=10mm, dy=10mm

Signal Type: Audio File (.wav) 48k_voice_1kHz_1s.wav

Output Gain: 35.3

Measure Window Start: 300ms

Measure Window Length: 2000ms

BWC applied: 0.15103 dB

Device Reference Point: 0.000, 0.000, -6.30 mm


Cursor:

ABM1/ABM2 = 47.9 dB


ABM1 comp = 0.078 dB A/m

BWC Factor = 0.15103 dB

Location: -3, -2, 3.7 mm



0 dB = 1.00

	Document Annex A-D to Hearing Aid Compatibility Audio Band Magnetic (ABM) T-Coil Test Report for BlackBerry® Smartphone model RDG71UW		Page 71(83)
Author Data Daoud Attayi	Dates of Test August 09-11, 2010	Report No RTS-2337-1008-33	FCC ID L6ARDG70UW

Date/Time: 8/10/2010 4:41:26 PM

Test Laboratory: RIM Testing Services

HAC_TCoil_UMTS_FDD II_1900_high_chan_Radial_T

DUT: BlackBerry Smartphone

Communication System: WCDMA FDD II; Frequency: 1852.4 MHzFrequency:

1907.6 MHz;Duty Cycle: 1:1

Medium parameters used: $\sigma = 0$ mho/m, $\epsilon_r = 1$; $\rho = 1$ kg/m³

Phantom section: TCoil Section

DASY4 Configuration:

- Probe: AM1DV3 - 3062; ; Calibrated: 6/8/2010
- Sensor-Surface: 0mm (Fix Surface)
- Electronics: DAE3 Sn473; Calibrated: 1/4/2010
- Phantom: HAC RF Test Arch with AMCC; Type: SD HAC P01 BA;
- Measurement SW: DASY4, V4.7 Build 80; Postprocessing SW: SEMCAD, V1.8 Build 186

General Scans Low Chan/y (transversal) 5.0mm 50 x 50/ABM

SNR(x,y,z) (11x11x1):

Measurement grid: dx=10mm, dy=10mm

Signal Type: Audio File (.wav) 48k_voice_1kHz_1s.wav


Output Gain: 35.3

Measure Window Start: 300ms

Measure Window Length: 1000ms

BWC applied: 0.151969 dB

Device Reference Point: 0.000, 0.000, -6.30 mm

	Document Annex A-D to Hearing Aid Compatibility Audio Band Magnetic (ABM) T-Coil Test Report for BlackBerry® Smartphone model RDG71UW		Page 72(83)
Author Data Daoud Attayi	Dates of Test August 09-11, 2010	Report No RTS-2337-1008-33	FCC ID L6ARDG70UW

General Scans High Chan/y (transversal) fine 2mm 8 x 8/ABM SNR(x,y,z) (9x9x1):

Measurement grid: dx=10mm, dy=10mm

Signal Type: Audio File (.wav) 48k_voice_1kHz_1s.wav

Output Gain: 35.3

Measure Window Start: 300ms

Measure Window Length: 2000ms

BWC applied: 0.154017 dB

Device Reference Point: 0.000, 0.000, -6.30 mm


Cursor:

ABM1/ABM2 = 48.2 dB


ABM1 comp = 0.312 dB A/m

BWC Factor = 0.154017 dB


Location: -3, -2, 3.7 mm



0 dB = 1.00

	Document Annex A-D to Hearing Aid Compatibility Audio Band Magnetic (ABM) T-Coil Test Report for BlackBerry® Smartphone model RDG71UW		Page 73(83)
Author Data Daoud Attayi	Dates of Test August 09-11, 2010	Report No RTS-2337-1008-33	FCC ID L6ARDG70UW

Annex D: Probe/TMFS calibration certificate and equipment spec

	Document Annex A-D to Hearing Aid Compatibility Audio Band Magnetic (ABM) T-Coil Test Report for BlackBerry® Smartphone model RDG71UW		Page 74(83)
	Author Data Daoud Attayi	Dates of Test August 09-11, 2010	Report No RTS-2337-1008-33

Calibration Laboratory of
Schmid & Partner
Engineering AG
 Zeughausstrasse 43, 8004 Zurich, Switzerland



S Schweizerischer Kalibrierdienst
C Service suisse d'étalonnage
S Servizio svizzero di taratura
S Swiss Calibration Service

Accredited by the Swiss Accreditation Service (SAS)
 The Swiss Accreditation Service is one of the signatories to the EA
 Multilateral Agreement for the recognition of calibration certificates
 Client **RTS (RIM Testing Service)**

Accreditation No.: **SCS 108**

Certificate No: **AM1DV3-3062_Jun10**

CALIBRATION CERTIFICATE

Object AM1DV3 - SN: 3062
Calibration procedure(s) QA CAL-24.v2
 Calibration procedure for AM1D magnetic field probes and TMFS in the audio range
Calibration date: June 8, 2010

This calibration certificate documents the traceability to national standards, which realize the physical units of measurements (SI).
 The measurements and the uncertainties with confidence probability are given on the following pages and are part of the certificate.

All calibrations have been conducted in the closed laboratory facility: environment temperature $(22 \pm 3)^{\circ}\text{C}$ and humidity $< 70\%$.

Calibration Equipment used (M&TE critical for calibration)


Primary Standards	ID #	Cal Date (Certificate No.)	Scheduled Calibration
Keithley Multimeter Type 2001	SN: 0810278	1-Oct-09 (No: 9055)	Oct-10
Reference Probe AM1DV3	SN: 3000	17-Aug-09 (No: AM1D-3000_Aug09)	Aug-10
DAE4	SN: 781	22-Jan-10 (No: DAE4-781_Jan10)	Jan-11

Secondary Standards	ID #	Check Date (in house)	Scheduled Check
AMCC	1050	15-Oct-09 (in house check Oct-09)	Oct-10

Calibrated by:	Name Mike Melli	Function Laboratory Technician	Signature 
Approved by:	Name Fin Bornholt	R&D Director	Signature 

Issued: June 9, 2010

This calibration certificate shall not be reproduced except in full without written approval of the laboratory.

	Document Annex A-D to Hearing Aid Compatibility Audio Band Magnetic (ABM) T-Coil Test Report for BlackBerry® Smartphone model RDG71UW			Page 75(83)
Author Data Daoud Attayi	Dates of Test August 09-11, 2010	Report No RTS-2337-1008-33	FCC ID L6ARDG70UW	

References

- [1] ANSI C63.19-2007
American National Standard for Methods of Measurement of Compatibility between Wireless Communications Devices and Hearing Aids.
- [2] DASY4 manual, Chapter: Hearing Aid Compatibility (HAC) T-Coil Extension

Description of the AM1D probe

The AM1D Audio Magnetic Field Probe is a fully shielded magnetic field probe for the frequency range from 100 Hz to 20 kHz. The pickup coil is compliant with the dimensional requirements of [1]. The probe includes a symmetric low noise amplifier for the signal available at the shielded 3 pin connector at the side. Power is supplied via the same connector (phantom power supply) and monitored via the LED near the connector. The 7 pin connector at the end of the probe does not carry any signals, but determines the angle of the sensor when mounted on the DAE. The probe supports mechanical detection of the surface.

The single sensor in the probe is arranged in a tilt angle allowing measurement of 3 orthogonal field components when rotating the probe by 120° around its axis. It is aligned with the perpendicular component of the field, if the probe axis is tilted nominally 35.3° above the measurement plane, using the connector rotation and sensor angle stated below.


The probe is fully RF shielded when operated with the matching signal cable (shielded) and allows measurement of audio magnetic fields in the close vicinity of RF emitting wireless devices according to [1] without additional shielding.

Handling of the item

The probe is manufactured from stainless steel. In order to maintain the performance and calibration of the probe, it must not be opened. The probe is designed for operation in air and shall not be exposed to humidity or liquids. For proper operation of the surface detection and emergency stop functions in a DASY system, the probe must be operated with the special probe cup provided (larger diameter).

Methods Applied and Interpretation of Parameters

- *Coordinate System:* The AM1D probe is mounted in the DASY system for operation with a HAC Test Arch phantom with AMCC Helmholtz calibration coil according to [2], with the tip pointing to "southwest" orientation.
- *Functional Test:* The functional test preceding calibration includes test of Noise level
RF immunity (1kHz AM modulated signal). The shield of the probe cable must be well connected. Frequency response verification from 100 Hz to 10 kHz.
- *Connector Rotation:* The connector at the end of the probe does not carry any signals and is used for fixation to the DAE only. The probe is operated in the center of the AMCC Helmholtz coil using a 1 kHz magnetic field signal. Its angle is determined from the two minima at nominally +120° and -120° rotation, so the sensor in the tip of the probe is aligned to the vertical plane in z-direction, corresponding to the field maximum in the AMCC Helmholtz calibration coil.
- *Sensor Angle:* The sensor tilting in the vertical plane from the ideal vertical direction is determined from the two minima at nominally +120° and -120°. DASY system uses this angle to align the sensor for radial measurements to the x and y axis in the horizontal plane.
- *Sensitivity:* With the probe sensor aligned to the z-field in the AMCC, the output of the probe is compared to the magnetic field in the AMCC at 1 kHz. The field in the AMCC Helmholtz coil is given by the geometry and the current through the coil, which is monitored on the precision shunt resistor of the coil.

	Document Annex A-D to Hearing Aid Compatibility Audio Band Magnetic (ABM) T-Coil Test Report for BlackBerry® Smartphone model RDG71UW		Page 76(83)
Author Data Daoud Attayi	Dates of Test August 09-11, 2010	Report No RTS-2337-1008-33	FCC ID L6ARDG70UW

AM1D probe identification and configuration data


Item	AM1DV3 Audio Magnetic 1D Field Probe
Type No	SP AM1 001 BA
Serial No	3062

Overall length	296 mm
Tip diameter	6.0 mm (at the tip)
Sensor offset	3.0 mm (centre of sensor from tip)
Internal Amplifier	20 dB

Manufacturer / Origin	Schmid & Partner Engineering AG, Zürich, Switzerland
Manufacturing date	Oct-2008
Last calibration date	June 16, 2009

Calibration data

Connector rotation angle	(in DASY system)	62.6 °	+/- 3.6 ° (k=2)
Sensor angle	(in DASY system)	0.00 °	+/- 0.5 ° (k=2)
Sensitivity at 1 kHz	(in DASY system)	0.00741 V / (A/m)	+/- 2.2 % (k=2)

	Document Annex A-D to Hearing Aid Compatibility Audio Band Magnetic (ABM) T-Coil Test Report for BlackBerry® Smartphone model RDG71UW		Page 77(83)
	Author Data Daoud Attayi	Dates of Test August 09-11, 2010	Report No RTS-2337-1008-33

Calibration Laboratory of
Schmid & Partner
Engineering AG
 Zeughausstrasse 43, 8004 Zurich, Switzerland



S Schweizerischer Kalibrierdienst
C Service suisse d'étalonnage
S Servizio svizzero di taratura
S Swiss Calibration Service

Accredited by the Swiss Accreditation Service (SAS)
 The Swiss Accreditation Service is one of the signatories to the EA
 Multilateral Agreement for the recognition of calibration certificates

Accreditation No.: SCS 108

Client **RTS (RIM Testing Services)**

Certificate No: **TMFS_1003_Jan10**

CALIBRATION CERTIFICATE

Object / Identification **TMFS-1 – SN: 1003**

Calibration procedure(s)
QA CAL-24 v2
Calibration procedure for AM1D magnetic field probes and TMFS in the audio range



Calibration date **January 22, 2010**

Condition of the calibrated item **In Tolerance**

This calibration certificate documents the traceability to national standards, which realize the physical units of measurements (SI).
 The calibrations have been conducted in the R&D laboratory facility: environment temperature (22 ± 3)°C and humidity < 70%.

Calibration Equipment used (M&TE critical for calibration)

Primary Standards	ID #	Cal Date (Calibrated by, Certificate No.)	Scheduled Calibration
Keithley Multimeter Type 2001	SN: 0810278	1-Oct-09 (No: 9055)	Oct-10
Secondary Standards	ID #	Cal / Check Date	Scheduled Calibration Check
AMCC	1050	15-Oct-09 (in house check Oct-09)	Oct-11
Reference Probe AM1DV2	SN: 1008	21-Jan-10 (No: AM1D-1008_Jan10)	Jan-11
AMMI Audio Measuring Instrument	1062	14-Jul-09 (in house check Jul-09)	Jul-11
Agilent WF Generator 33120A	MY40005266	13-Oct-09 (in house check Oct-09)	Oct-11


Calibrated by:	Name	Function	Signature
	Mike Meili	Laboratory Technician	
Approved by:	Name	Function	Signature
	Fin Bornholt	R&D Director	

Issued: January 25, 2010

This calibration certificate shall not be reproduced except in full without written approval of the laboratory.

Certificate No: TMFS_1003_Jan10

Page 1 of 5


	Document Annex A-D to Hearing Aid Compatibility Audio Band Magnetic (ABM) T-Coil Test Report for BlackBerry® Smartphone model RDG71UW		Page 78(83)
Author Data Daoud Attayi	Dates of Test August 09-11, 2010	Report No RTS-2337-1008-33	FCC ID L6ARDG70UW

References


- [1] ANSI-PC63.19-2007
American National Standard for Methods of Measurement of Compatibility between Wireless Communications Devices and Hearing Aids.
- [2] DASY4 manual, Chapter 29: Hearing Aid Compatibility (HAC) T-Coil Extension (April 2008)

Methods Applied and Interpretation of Parameters


- **Coordinate System:** The TMFS is mounted underneath the HAC Test Arch touching equivalently to a wireless device according to [2] 29.2.2.: In "North" orientation, the TMFS signal connector is directed to the north, with x and y axes of TMFS and Test arch coinciding (see fig. 1). The rotational symmetry axis of the TMFS is aligned to the center of the HAC test Arch. For East, South and West configuration, the TMFS has been rotated clockwise in steps of 90°, so the connector looks into the specified direction. The evaluation of the radial direction is referenced to the device orientation (x equivalent to South direction).



North



East




South



West

Fig. 1 TMFS scanning measurement configurations

- **Measurement Plane:** In coincidence with standard [1], the measurement plane (probe sensor center) is selected to be at a distance of 10 mm above the surface of the TMFS touching the frame. The 50 x 50 mm scan area is aligned to the center of the unit. The scanning plane is verified to be parallel to the phantom frame before the measurements using the predefined "Geometry and signal check" procedure according to the predefined procedures described in [2].
- **Measurement Conditions:** Calibration of AM1D probe and AMMI are according to [2]. The 1 kHz sine signal for the level measurement is supplied from an external, independent generator via a BNC cable to TMFS IN and monitored at TMFS OUT with an independent RMS voltmeter or Audio Analyzer. The level is set to 0.5 Vrms and monitored during the scans.
- For the **frequency response**, a higher suppression of the background ambient magnetic field over the full frequency range was achieved by placing the TMFS in a magnetically shielded box. The AM1D probe was fixed without robot positioner near the axial maximum for this measurement. The background noise suppression was typ. 30 dB at 100 Hz (minimum) and 42 dB at 1 kHz. The predefined multisine signal (48k_multisine_50-10000_10s.wav) was used and evaluated in the third-octave bands from 100 Hz to 10000 Hz.

	Document Annex A-D to Hearing Aid Compatibility Audio Band Magnetic (ABM) T-Coil Test Report for BlackBerry® Smartphone model RDG71UW		Page 79(83)
Author Data Daoud Attayi	Dates of Test August 09-11, 2010	Report No RTS-2337-1008-33	FCC ID L6ARDG70UW

1 Measurement Conditions

DASY system configuration, as far as not given on page 1.

DASY Version	DASY5	V5.2 B162
DASY PP Version	SEMCAD	V14.0 B59
Phantom	HAC Test Arch	SD HAC P01 BA, #1002
Distance TMFS Top - Probe Centre	10 mm	
Scan resolution	dx, dy = 5 mm	area = 50 x 50 mm
Frequency	for field scans	1 kHz
Signal level to TMFS	for field scans	500 mV RMS
Signal	for frequency response	multisine signal 50-10000 Hz, each third-octave band

Table 1: System configuration

2 Axial Maximum Field

Configuration	East	South	West	North	Subset Average	Average
Axial Max	-20.17	-20.17	-20.16	-20.17		-20.17
TMFS Y Axis 1st Max	-25.74	-25.74	-25.70	-25.70		
TMFS Y Axis 2nd Max	-25.92	-25.66	-26.02	-25.7		
Longitudinal Max Avg	-25.83	-25.70	-25.86	-25.70	-25.77	
TMFS X Axis 1st Max	-25.73	-25.71	-25.73	-25.67		
TMFS X Axis 2nd Max	-25.68	-25.91	-25.67	-25.96		
Transversal Max Avg	-25.71	-25.81	-25.70	-25.82	-25.76	
Radial Max						-25.77

Table 2: Axial and radial field maxima measured with probe center at 10mm distance in dB A/m


The maximum was calculated as the average from the values measured in the 4 orientations listed in table 2.

Axial Maximum -20.17 dB A/m (+/- 0.33dB, k=2)

3 Radial Maximum Field

In addition, the average from the 16 maxima of the radial field listed in table 2 (measured at 10mm) was calculated:

Radial Maximum -25.77 dB A/m

	Document Annex A-D to Hearing Aid Compatibility Audio Band Magnetic (ABM) T-Coil Test Report for BlackBerry® Smartphone model RDG71UW		Page 80(83)
Author Data Daoud Attayi	Dates of Test August 09-11, 2010	Report No RTS-2337-1008-33	FCC ID L6ARDG70UW

4 Appendix

4.1 Frequency response

Max. deviation measured, relative to 1 kHz: **min. -0.03, max. +0.02 dB**

Frequency [Hz]	Response [dB]
100	0.02
125	0.00
160	-0.01
200	0.00
250	0.02
315	-0.01
400	0.00
500	0.00
630	0.00
800	0.00
1000	0.00
1250	-0.01
1600	-0.01
2000	-0.01
2500	-0.01
3150	-0.01
4000	-0.02
5000	-0.02
6300	-0.03
8000	-0.03
10000	-0.03

Table 3: Frequency response

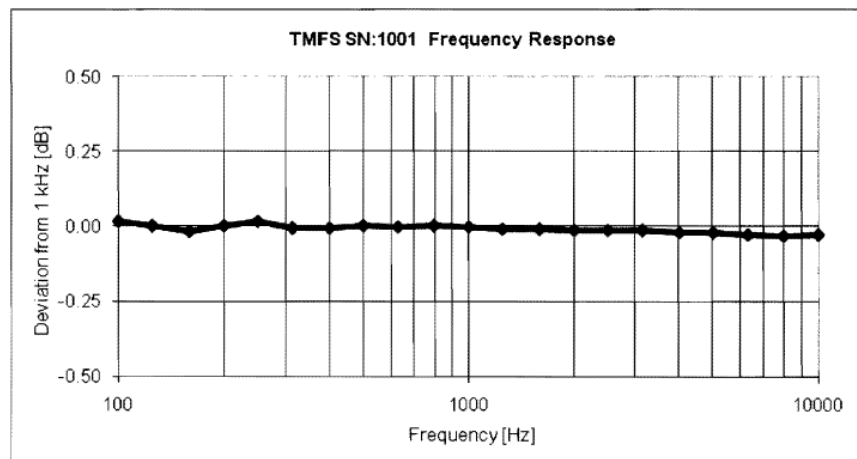



Fig. 2 Frequency response 100 to 10'000 Hz

	Document Annex A-D to Hearing Aid Compatibility Audio Band Magnetic (ABM) T-Coil Test Report for BlackBerry® Smartphone model RDG71UW		Page 81(83)
	Author Data Daoud Attayi	Dates of Test August 09-11, 2010	Report No RTS-2337-1008-33
		FCC ID L6ARDG70UW	

4.2 Field plots

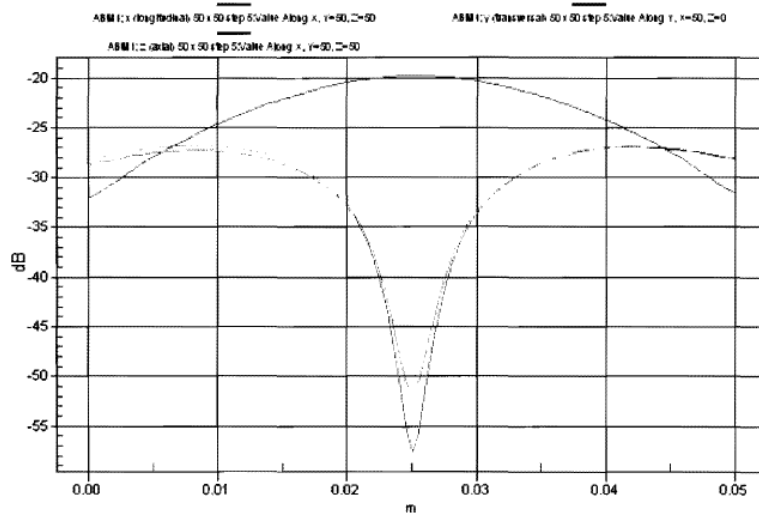


Fig. 3: Typical 2D field plots for x (red), y (green) and z (blue) components

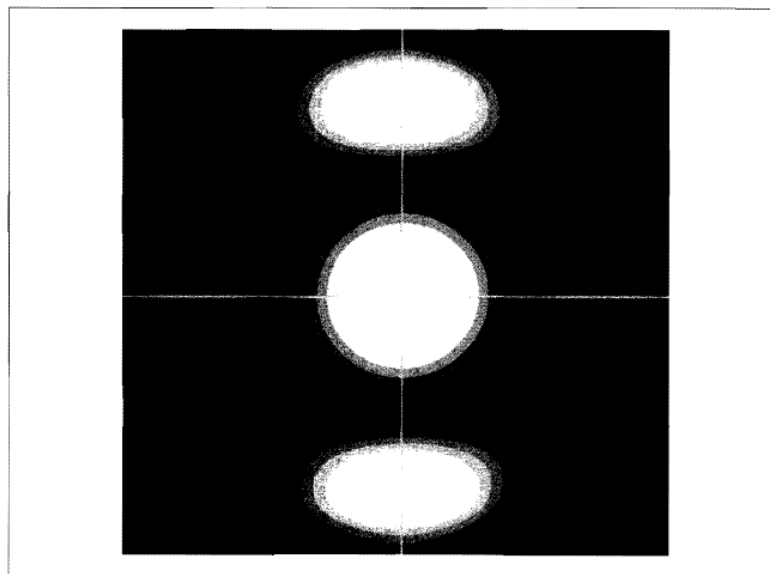



Fig. 4: Superposed field plots of z (axial), x and y radial magnetic field, 50 x 50 mm, individual scaling: white = max. field level, black = -4dB below max. The lines show the position of the 2D field plot of figure 3.

	Document			Page
	Annex A-D to Hearing Aid Compatibility Audio Band Magnetic (ABM) T-Coil Test Report for BlackBerry® Smartphone model RDG71UW			82(83)
Author Data	Dates of Test	Report No	FCC ID	
Daoud Attavi	August 09-11, 2010	RTS-2337-1008-33	L6ARDG70UW	

Schmid & Partner Engineering AG

s p e a g

Zeughausstrasse 43, 8004 Zurich, Switzerland
Phone +41 1 245 9700, Fax +41 1 245 9779
info@speag.com, http://www.speag.com

Certificate of conformity

Item	Audio Magnetic Calibration Coil AMCC
Type No	SD HAC P02 A
Series No	1001 ff.
Manufacturer / Origin	Schmid & Partner Engineering AG Zurich, Switzerland

Description of the item

The Audio Magnetic Calibration coil (AMCC) is a Helmholtz Coil designed according to standard [1], section D.9 for calibration of the AM1D probe. Two horizontal coils are positioned above a non-metallic base plate and generate a homogeneous magnetic field in the z direction (normal to it).

Configuration

The AMCC consists of two parallel coils of 20 turns with radius 143 mm connected in parallel in a distance of 143 mm. With this design, a current of 10 mA produces a field of 1 A/m.
The DC input resistance at the input BNC socket is adjusted by a series resistor to a DC resistance of approximately 50 Ohm. The voltage required to produce a field of 1 A/m is consequently approx. 500 mV.
To current through the coil is monitored via a shunt resistor of 10 Ohm +/- 1%. The voltage is available on a BNO socket with 100 mV corresponding to 1 A/m.

Handling of the item

The coil shall be positioned in a non-metallic environment to avoid distortion of the magnetic field.

Tests

Test	Requirement	Details	Units tested
Number of turns	N = 20 per coil	Resistance measurement	all
Orientation of coils	parallel coils with same direction of windings	Magnetic field variation in the AMCC axis	all
Coil radius	r = 143 mm	mechanical dimension	First article
Coil distance	d = 143 mm distance between coil centers	mechanical dimension	First article
Input resistance	51.7 +/- 2 Ohm	DC resistance at BNC input connector	all
Shunt resistance	R = 10.0 Ohm +/- 1 %	DC resistance at BNO output connector	all
Shunt sensitivity	Hc = 1 A/m per 100 mV according to formula $H_c = (U/R) \cdot N / r / (1.25 \cdot 1.5)$	Field measurement compared with Narda ELT400 + BN2300/90.10	First article

Standards

[1] ANSI PC63.19-2006 Draft 3.12

Conformity

Based on the tests above, we certify that this item is in compliance with the requirements of [1].

Date 22.5.2006


Stamp / Signature

s p e a g

Schmid & Partner Engineering AG
Zeughausstrasse 43, 8004 Zurich, Switzerland
Phone +41 1 245 9700, Fax +41 1 245 9779
info@speag.com, http://www.speag.com

Doc No 880 - SD HAC P02 A - A

Page 1 (1)

	Document Annex A-D to Hearing Aid Compatibility Audio Band Magnetic (ABM) T-Coil Test Report for BlackBerry® Smartphone model RDG71UW		Page 83(83)
Author Data Daoud Attayi	Dates of Test August 09-11, 2010	Report No RTS-2337-1008-33	FCC ID L6ARDG70UW

Specifications

Audio Magnetic Field Probe AM1D

The AM1D probe is an active probe with a single sensor according to [1] section D.8. It is fully RF shielded and has a rounded tip of 6 mm diameter incorporating a pickup coil with its center offset 3mm from the tip and the sides.

SPEAG, the manufacturer of the T-Coil system tested the probe frequency response and its dynamic range. The compliance is stated in the Certificate of conformity document 880-SPAM1001A-A. Also the probe frequency has been verified and the response deviation from the ideal differentiator was within +0.05 and - 0.46 dB in the range 100 Hz to 10 kHz on the center frequencies of the third-octave bands. Note that it includes the probe preamplifier and also with the AMMI internal preamplifiers, filters and processing.

Dynamic range:

maximum + 21 dB A/m @ 1 kHz

Noise level typically -70 dB A/m @ 1 kHz

ABM2 typically -60 dB A/m

Linearity

Within < 0.1 dB from 5 dB

below limitation to 16 dB above noise level

Sensitivity

Typically -24 dBV / A/m @ 1 kHz probe output

Audio Magnetic Measurement Instrument (AMMI)

sampling rate 48 kHz / 24 bit

dynamic range 85 dB

test signal generation user selectable and predefined (via PC)

calibration auto-calibration / full system calibration using AMCC

with monitor output

dimensions 482 x 65 x 270 mm

Helmholtz Calibration Coil (AMCC)

dimensions 370 x 370 x 196 mm, according to ANSI-PC63.19

The Audio Magnetic Calibration coil is a Helmholtz Coil designed according to [1], section D.9 for calibration of the AM1D probe. The two horizontal coils generate a homogeneous magnetic field in the z direction.

Shunt sensitivity $H_c = 1$ A/m per 100mV according to formula:

$$H_c = (U / R) * N / r / (1.25 \wedge 1.5)$$

Number of turns $N = 20$ per coil

Coil radius $r = 143$ mm

Shunt resistance $R = 10.00$ Ohm