
	Document <b>Appendix B for the BlackBerry® Smartphone Model RDR61CW/RDF31CW</b> <b>SAR Report</b>			Page <b>1(129)</b>
Author Data <b>Andrew Becker</b>	Dates of Test <b>May 3 – June 28, 2011</b> <b>August 31 – October 05, 2011</b>	Test Report No <b>RTS-2604-1106-84A</b>	FCC ID: <b>L6ARDR60CW</b> <b>L6ARDF30CW</b>	IC ID <b>2503A-RDR60CW</b> <b>2503A-RDF30CW</b>

## APPENDIX B: SAR DISTRIBUTION PLOTS FOR HEAD CONFIGURATION

	Document <b>Appendix B for the BlackBerry® Smartphone Model RDR61CW/RDF31CW</b> <b>SAR Report</b>			Page <b>2(129)</b>
Author Data <b>Andrew Becker</b>	Dates of Test <b>May 3 – June 28, 2011</b> <b>August 31 – October 05, 2011</b>	Test Report No <b>RTS-2604-1106-84A</b>	FCC ID: <b>L6ARDR60CW</b> <b>L6ARDF30CW</b>	IC ID <b>2503A-RDR60CW</b> <b>2503A-RDF30CW</b>

Date/Time: 6/6/2011 9:57:53 PM, Date/Time: 6/6/2011 10:06:09 PM

Test Laboratory: RIM Testing Services

**RightHandSide\_EDGE850\_4\_Slots\_mid\_chan\_amb\_temp\_23.2\_liq\_tem  
p\_21.9C**

**DUT: BlackBerry Smartphone; Type: Sample ; Serial: 32EFD945**

Communication System: EDGE 850 (4 slots); Communication System Band: EDGE (4 slots); Frequency: 836.8 MHz; Communication System PAR: 3.222 dB  
Medium parameters used (interpolated):  $f = 836.8 \text{ MHz}$ ;  $\sigma = 0.896 \text{ mho/m}$ ;  $\epsilon_r = 40.137$ ;  $\rho = 1000 \text{ kg/m}^3$   
Phantom section: Right Section  
Measurement Standard: DASY5 (IEEE/IEC/ANSI C63.19-2007)

DASY5 Configuration:


- Probe: ES3DV3 - SN3225; ConvF(6.47, 6.47, 6.47); Calibrated: 1/13/2011
- Sensor-Surface: 3mm (Mechanical Surface Detection)
- Electronics: DAE3 Sn472; Calibrated: 3/7/2011
- Phantom: SAM 1; Type: SAM 4.0; Serial: 1076
- Measurement SW: DASY52, Version 52.6 (2); SEMCAD X Version 14.4.4 (2829)

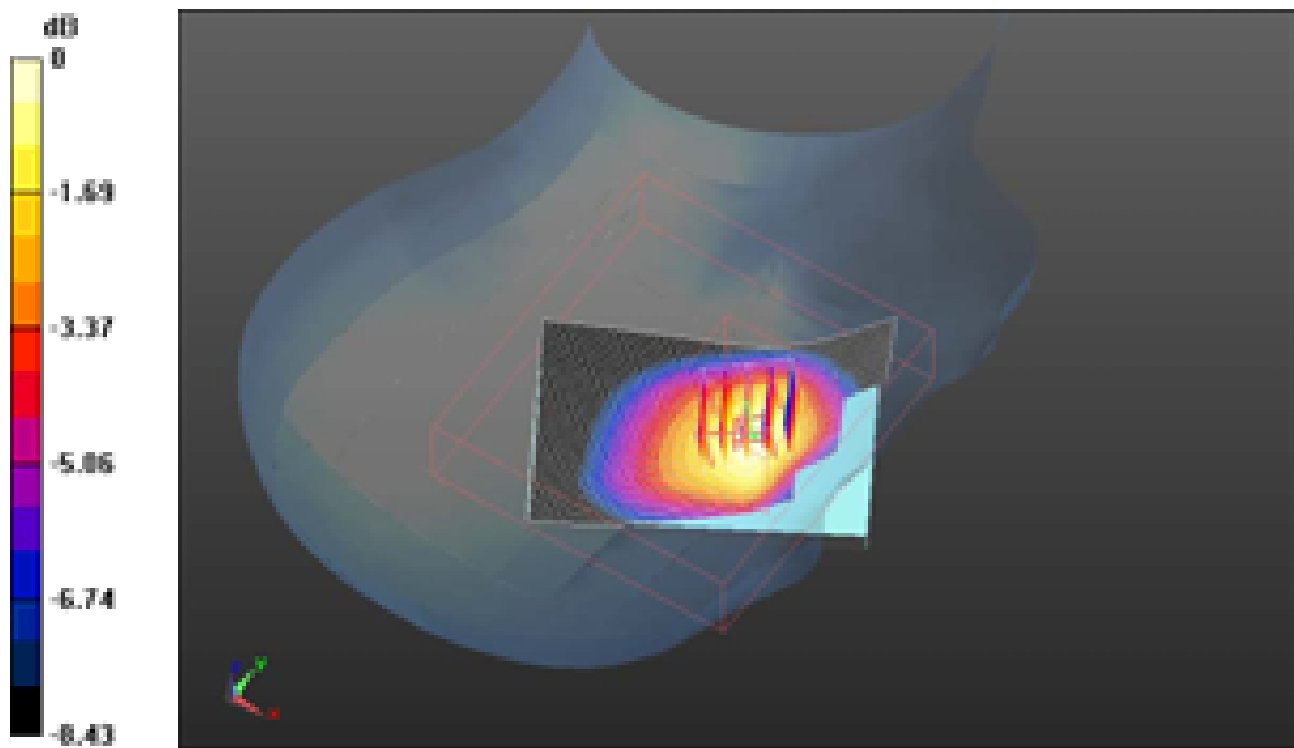
**Configuration/Touch position -/Area Scan (51x81x1):** Measurement grid:  
dx=15mm, dy=15mm

[Info: Interpolated medium parameters used for SAR evaluation.](#)  
Maximum value of SAR (interpolated) = 0.839 mW/g


**Configuration/Touch position -/Zoom Scan (5x5x7) (5x5x7)/Cube 0:**  
Measurement grid: dx=7.5mm, dy=7.5mm, dz=5mm  
Reference Value = 10.901 V/m; Power Drift = -0.12 dB  
Peak SAR (extrapolated) = 1.008 W/kg  
**SAR(1 g) = 0.807 mW/g; SAR(10 g) = 0.586 mW/g**

[Info: Interpolated medium parameters used for SAR evaluation.](#)  
Maximum value of SAR (measured) = 0.858 mW/g

	Document <b>Appendix B for the BlackBerry® Smartphone Model RDR61CW/RDF31CW</b> <b>SAR Report</b>			Page <b>3(129)</b>
Author Data <b>Andrew Becker</b>	Dates of Test <b>May 3 – June 28, 2011</b> <b>August 31 – October 05, 2011</b>	Test Report No <b>RTS-2604-1106-84A</b>	FCC ID: <b>L6ARDR60CW</b> <b>L6ARDF30CW</b>	IC ID <b>2503A-RDR60CW</b> <b>2503A-RDF30CW</b>



0 dB = 0.860mW/g

	Document <b>Appendix B for the BlackBerry® Smartphone Model RDR61CW/RDF31CW</b> <b>SAR Report</b>			Page <b>4(129)</b>
Author Data <b>Andrew Becker</b>	Dates of Test <b>May 3 – June 28, 2011</b> <b>August 31 – October 05, 2011</b>	Test Report No <b>RTS-2604-1106-84A</b>	FCC ID: <b>L6ARDR60CW</b> <b>L6ARDF30CW</b>	IC ID <b>2503A-RDR60CW</b> <b>2503A-RDF30CW</b>

Date/Time: 6/6/2011 9:36:17 PM, Date/Time: 6/6/2011 9:42:20 PM

Test Laboratory: RIM Testing Services

**RightHandSide\_EDGE850\_3\_Slots\_mid\_chan\_amb\_temp\_23.1\_liq\_tem  
p\_21.8C**

**DUT: BlackBerry Smartphone; Type: Sample ; Serial: 32EFD945**

Communication System: EDGE 850 (3 slots); Communication System Band: EDGE 850 (3 slots); Frequency: 836.8 MHz; Communication System PAR: 4.472 dB

Medium parameters used (interpolated):  $f = 836.8 \text{ MHz}$ ;  $\sigma = 0.896 \text{ mho/m}$ ;  $\epsilon_r = 40.137$ ;  $\rho = 1000 \text{ kg/m}^3$

Phantom section: Right Section

Measurement Standard: DASY5 (IEEE/IEC/ANSI C63.19-2007)

DASY5 Configuration:

- Probe: ES3DV3 - SN3225; ConvF(6.47, 6.47, 6.47); Calibrated: 1/13/2011
- Sensor-Surface: 3mm (Mechanical Surface Detection)
- Electronics: DAE3 Sn472; Calibrated: 3/7/2011
- Phantom: SAM 1; Type: SAM 4.0; Serial: 1076
- Measurement SW: DASY52, Version 52.6 (2); SEMCAD X Version 14.4.4 (2829)

**Configuration/Touch position -/Area Scan (51x81x1):** Measurement grid:  
dx=15mm, dy=15mm

[Info: Interpolated medium parameters used for SAR evaluation.](#)

Maximum value of SAR (interpolated) = 0.846 mW/g

**Configuration/Touch position -/Zoom Scan (5x5x7) (5x5x7)/Cube 0:**

Measurement grid: dx=7.5mm, dy=7.5mm, dz=5mm


Reference Value = 10.639 V/m; Power Drift = -0.23 dB

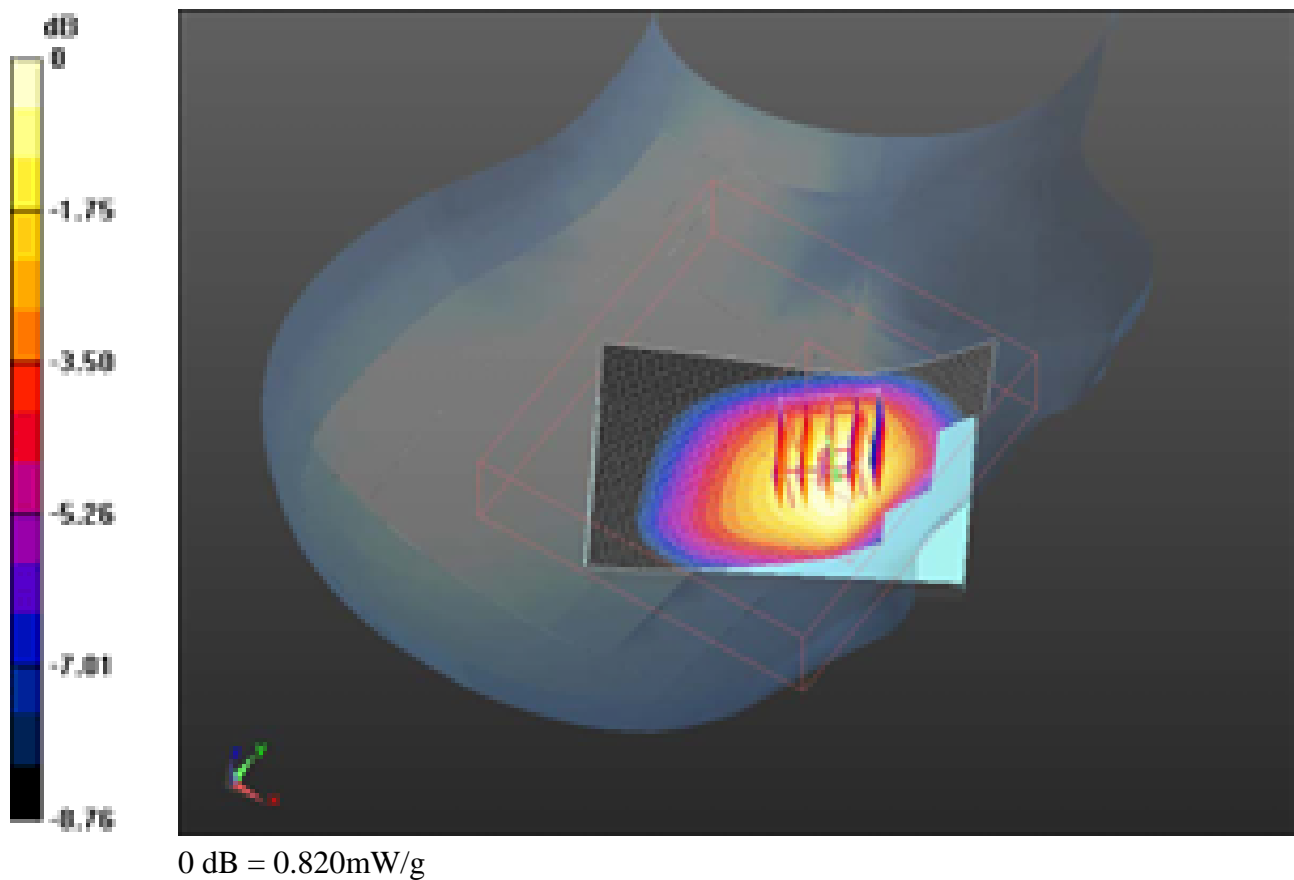
Peak SAR (extrapolated) = 0.982 W/kg


**SAR(1 g) = 0.759 mW/g; SAR(10 g) = 0.537 mW/g**

[Info: Interpolated medium parameters used for SAR evaluation.](#)

Maximum value of SAR (measured) = 0.816 mW/g

	Document <b>Appendix B for the BlackBerry® Smartphone Model RDR61CW/RDF31CW</b> <b>SAR Report</b>			Page <b>5(129)</b>
Author Data <b>Andrew Becker</b>	Dates of Test <b>May 3 – June 28, 2011</b> <b>August 31 – October 05, 2011</b>	Test Report No <b>RTS-2604-1106-84A</b>	FCC ID: <b>L6ARDR60CW</b> <b>L6ARDF30CW</b>	IC ID <b>2503A-RDR60CW</b> <b>2503A-RDF30CW</b>



	Document <b>Appendix B for the BlackBerry® Smartphone Model RDR61CW/RDF31CW</b> <b>SAR Report</b>			Page <b>6(129)</b>
Author Data <b>Andrew Becker</b>	Dates of Test <b>May 3 – June 28, 2011</b> <b>August 31 – October 05, 2011</b>	Test Report No <b>RTS-2604-1106-84A</b>	FCC ID: <b>L6ARDR60CW</b> <b>L6ARDF30CW</b>	IC ID <b>2503A-RDR60CW</b> <b>2503A-RDF30CW</b>

Date/Time: 6/6/2011 6:34:37 PM, Date/Time: 6/6/2011 6:39:53 PM

Test Laboratory: RIM Testing Services

**RightHandSide\_EDGE850\_low\_chan\_amb\_temp\_23.4\_liq\_temp\_22.4C**

**DUT: BlackBerry Smartphone; Type: Sample ; Serial: 32EFD945**


Communication System: EDGE 850 (2slots); Communication System Band: EDGE 850;  
Frequency: 824.2 MHz; Communication System PAR: 6.232 dB  
Medium parameters used:  $f = 825 \text{ MHz}$ ;  $\sigma = 0.884 \text{ mho/m}$ ;  $\epsilon_r = 40.299$ ;  $\rho = 1000 \text{ kg/m}^3$   
Phantom section: Right Section  
Measurement Standard: DASY5 (IEEE/IEC/ANSI C63.19-2007)

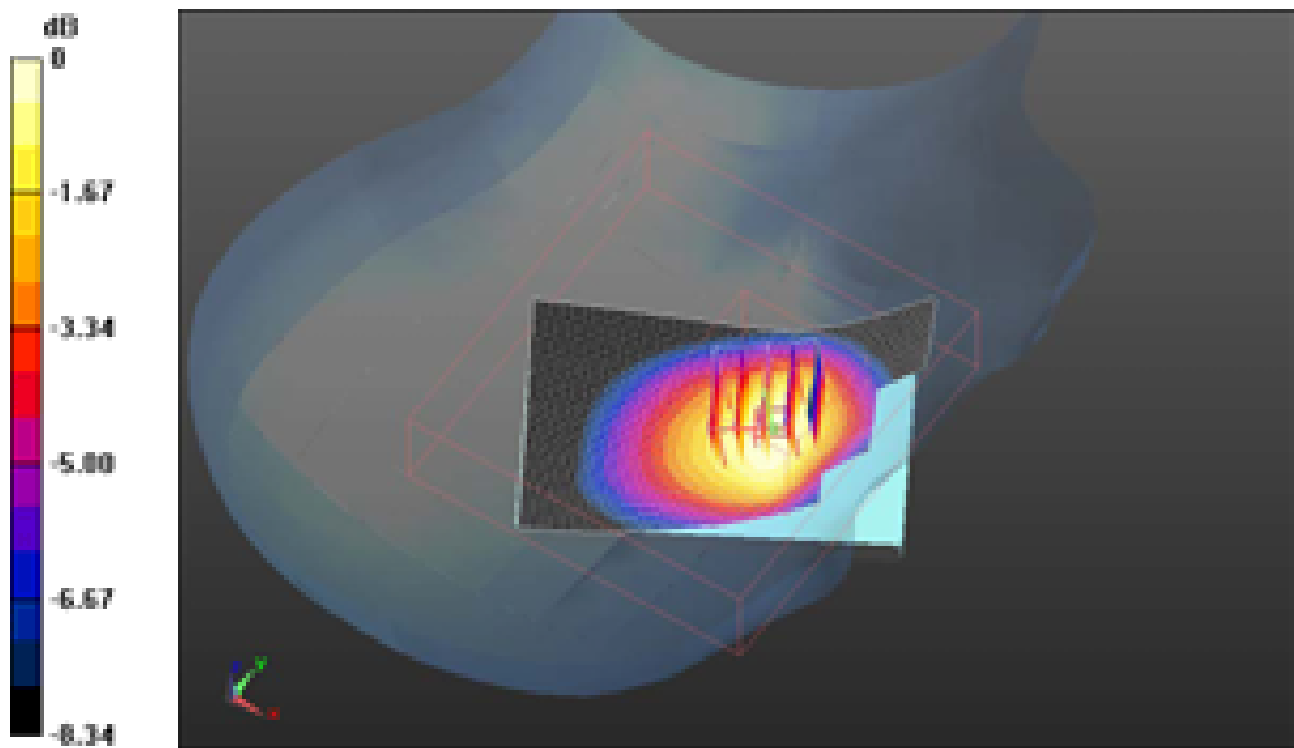
DASY5 Configuration:

- Probe: ES3DV3 - SN3225; ConvF(6.47, 6.47, 6.47); Calibrated: 1/13/2011
- Sensor-Surface: 3mm (Mechanical Surface Detection)
- Electronics: DAE3 Sn472; Calibrated: 3/7/2011
- Phantom: SAM 1; Type: SAM 4.0; Serial: 1076
- Measurement SW: DASY52, Version 52.6 (2); SEMCAD X Version 14.4.4 (2829)


**Configuration/Touch position -/Area Scan (51x81x1):** Measurement grid:  
dx=15mm, dy=15mm  
Maximum value of SAR (interpolated) = 0.930 mW/g

**Configuration/Touch position -/Zoom Scan (5x5x7) (5x5x7)/Cube 0:**  
Measurement grid: dx=7.5mm, dy=7.5mm, dz=5mm  
Reference Value = 11.133 V/m; Power Drift = -0.12 dB  
Peak SAR (extrapolated) = 1.046 W/kg  
**SAR(1 g) = 0.828 mW/g; SAR(10 g) = 0.597 mW/g**  
Maximum value of SAR (measured) = 0.886 mW/g

	Document <b>Appendix B for the BlackBerry® Smartphone Model RDR61CW/RDF31CW</b> <b>SAR Report</b>			Page <b>7(129)</b>
Author Data <b>Andrew Becker</b>	Dates of Test <b>May 3 – June 28, 2011</b> <b>August 31 – October 05, 2011</b>	Test Report No <b>RTS-2604-1106-84A</b>	FCC ID: <b>L6ARDR60CW</b> <b>L6ARDF30CW</b>	IC ID <b>2503A-RDR60CW</b> <b>2503A-RDF30CW</b>



0 dB = 0.890mW/g

	Document <b>Appendix B for the BlackBerry® Smartphone Model RDR61CW/RDF31CW</b> <b>SAR Report</b>			Page <b>8(129)</b>
Author Data <b>Andrew Becker</b>	Dates of Test <b>May 3 – June 28, 2011</b> <b>August 31 – October 05, 2011</b>	Test Report No <b>RTS-2604-1106-84A</b>	FCC ID: <b>L6ARDR60CW</b> <b>L6ARDF30CW</b>	IC ID <b>2503A-RDR60CW</b> <b>2503A-RDF30CW</b>

Date/Time: 6/6/2011 7:21:43 PM, Date/Time: 6/6/2011 7:26:52 PM

Test Laboratory: RIM Testing Services

**RightHandSide\_EDGE850\_mid\_chan\_amb\_temp\_23.4\_liq\_temp\_22.3C**

**DUT: BlackBerry Smartphone; Type: Sample ; Serial: 32EFD945**

Communication System: EDGE 850 (2slots); Communication System Band: EDGE 850;  
Frequency: 836.8 MHz; Communication System PAR: 6.232 dB

Medium parameters used (interpolated):  $f = 836.8 \text{ MHz}$ ;  $\sigma = 0.896 \text{ mho/m}$ ;  $\epsilon_r = 40.137$ ;  $\rho = 1000 \text{ kg/m}^3$

Phantom section: Right Section

Measurement Standard: DASYS (IEEE/IEC/ANSI C63.19-2007)

DASY5 Configuration:

- Probe: ES3DV3 - SN3225; ConvF(6.47, 6.47, 6.47); Calibrated: 1/13/2011
- Sensor-Surface: 3mm (Mechanical Surface Detection)
- Electronics: DAE3 Sn472; Calibrated: 3/7/2011
- Phantom: SAM 1; Type: SAM 4.0; Serial: 1076
- Measurement SW: DASY52, Version 52.6 (2); SEMCAD X Version 14.4.4 (2829)

**Configuration/Touch position -/Area Scan (51x81x1):** Measurement grid:  
dx=15mm, dy=15mm

[Info: Interpolated medium parameters used for SAR evaluation.](#)

Maximum value of SAR (interpolated) = 0.951 mW/g

**Configuration/Touch position -/Zoom Scan (5x5x7) (5x5x7)/Cube 0:**

Measurement grid: dx=7.5mm, dy=7.5mm, dz=5mm

Reference Value = 11.301 V/m; Power Drift = -0.24 dB


Peak SAR (extrapolated) = 1.061 W/kg

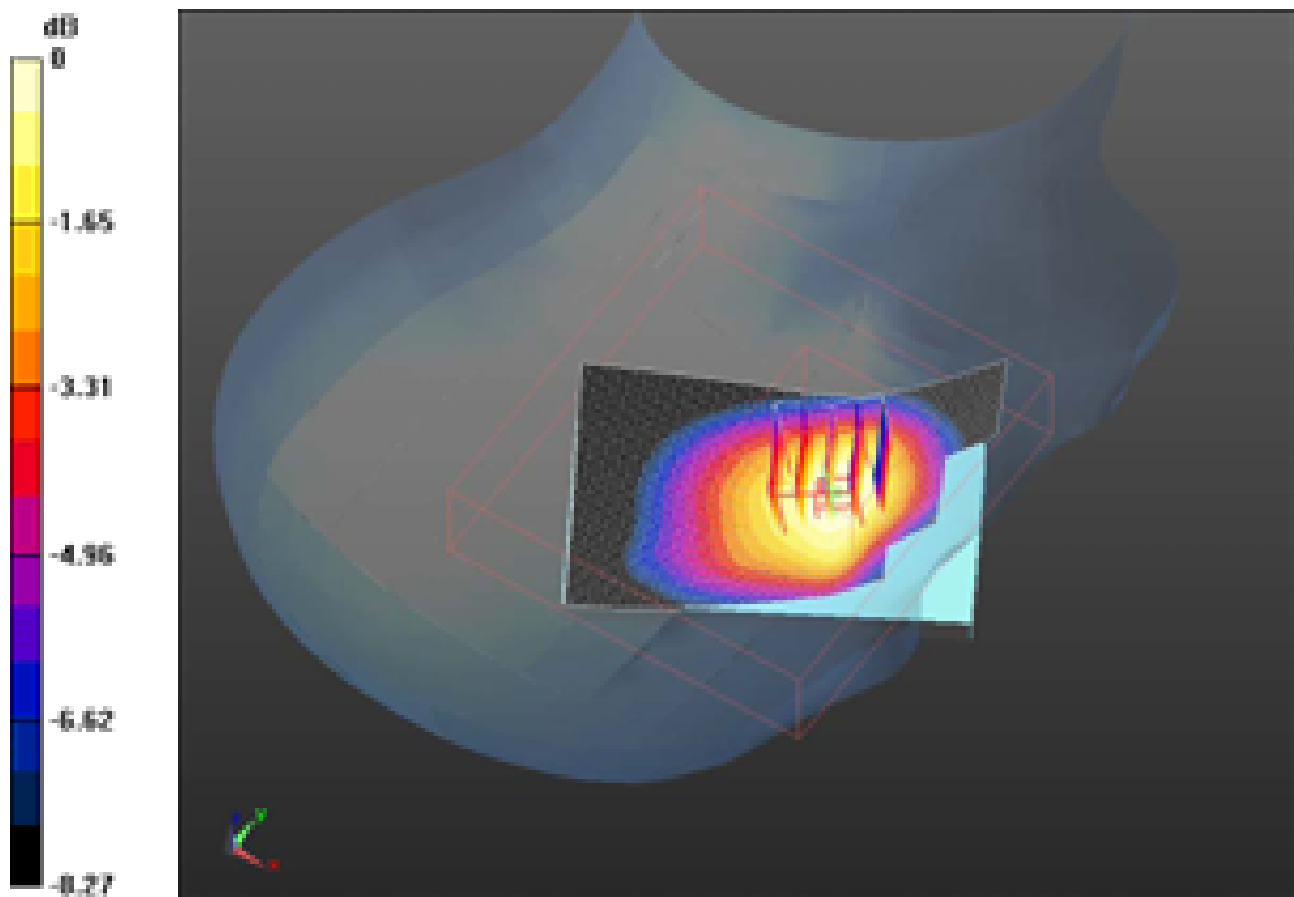
**SAR(1 g) = 0.837 mW/g; SAR(10 g) = 0.609 mW/g**

[Info: Interpolated medium parameters used for SAR evaluation.](#)


Maximum value of SAR (measured) = 0.880 mW/g



	Document <b>Appendix B for the BlackBerry® Smartphone Model RDR61CW/RDF31CW</b> <b>SAR Report</b>			Page <b>9(129)</b>
Author Data <b>Andrew Becker</b>	Dates of Test <b>May 3 – June 28, 2011</b> <b>August 31 – October 05, 2011</b>	Test Report No <b>RTS-2604-1106-84A</b>	FCC ID: <b>L6ARDR60CW</b> <b>L6ARDF30CW</b>	IC ID <b>2503A-RDR60CW</b> <b>2503A-RDF30CW</b>



0 dB = 0.880mW/g

	Document <b>Appendix B for the BlackBerry® Smartphone Model RDR61CW/RDF31CW</b> <b>SAR Report</b>			Page <b>10(129)</b>
Author Data <b>Andrew Becker</b>	Dates of Test <b>May 3 – June 28, 2011</b> <b>August 31 – October 05, 2011</b>	Test Report No <b>RTS-2604-1106-84A</b>	FCC ID: <b>L6ARDR60CW</b> <b>L6ARDF30CW</b>	IC ID <b>2503A-RDR60CW</b> <b>2503A-RDF30CW</b>

Date/Time: 6/6/2011 7:33:30 PM, Date/Time: 6/6/2011 7:38:40 PM

Test Laboratory: RIM Testing Services

**RightHandSide\_EDGE850\_high\_chan\_amb\_temp\_23.4\_liq\_temp\_22.3C**

**DUT: BlackBerry Smartphone; Type: Sample ; Serial: 32EFD945**

Communication System: EDGE 850 (2slots); Communication System Band: EDGE 850;  
Frequency: 848.8 MHz; Communication System PAR: 6.232 dB

Medium parameters used (interpolated):  $f = 848.8 \text{ MHz}$ ;  $\sigma = 0.906 \text{ mho/m}$ ;  $\epsilon_r = 39.971$ ;  $\rho = 1000 \text{ kg/m}^3$

Phantom section: Right Section

Measurement Standard: DASYS (IEEE/IEC/ANSI C63.19-2007)

DASY5 Configuration:

- Probe: ES3DV3 - SN3225; ConvF(6.47, 6.47, 6.47); Calibrated: 1/13/2011
- Sensor-Surface: 3mm (Mechanical Surface Detection)
- Electronics: DAE3 Sn472; Calibrated: 3/7/2011
- Phantom: SAM 1; Type: SAM 4.0; Serial: 1076
- Measurement SW: DASY52, Version 52.6 (2); SEMCAD X Version 14.4.4 (2829)

**Configuration/Touch position -/Area Scan (51x81x1):** Measurement grid:  
dx=15mm, dy=15mm

[Info: Interpolated medium parameters used for SAR evaluation.](#)

Maximum value of SAR (interpolated) = 0.651 mW/g

**Configuration/Touch position -/Zoom Scan (5x5x7) (5x5x7)/Cube 0:**

Measurement grid: dx=7.5mm, dy=7.5mm, dz=5mm


Reference Value = 9.361 V/m; Power Drift = -0.0043 dB

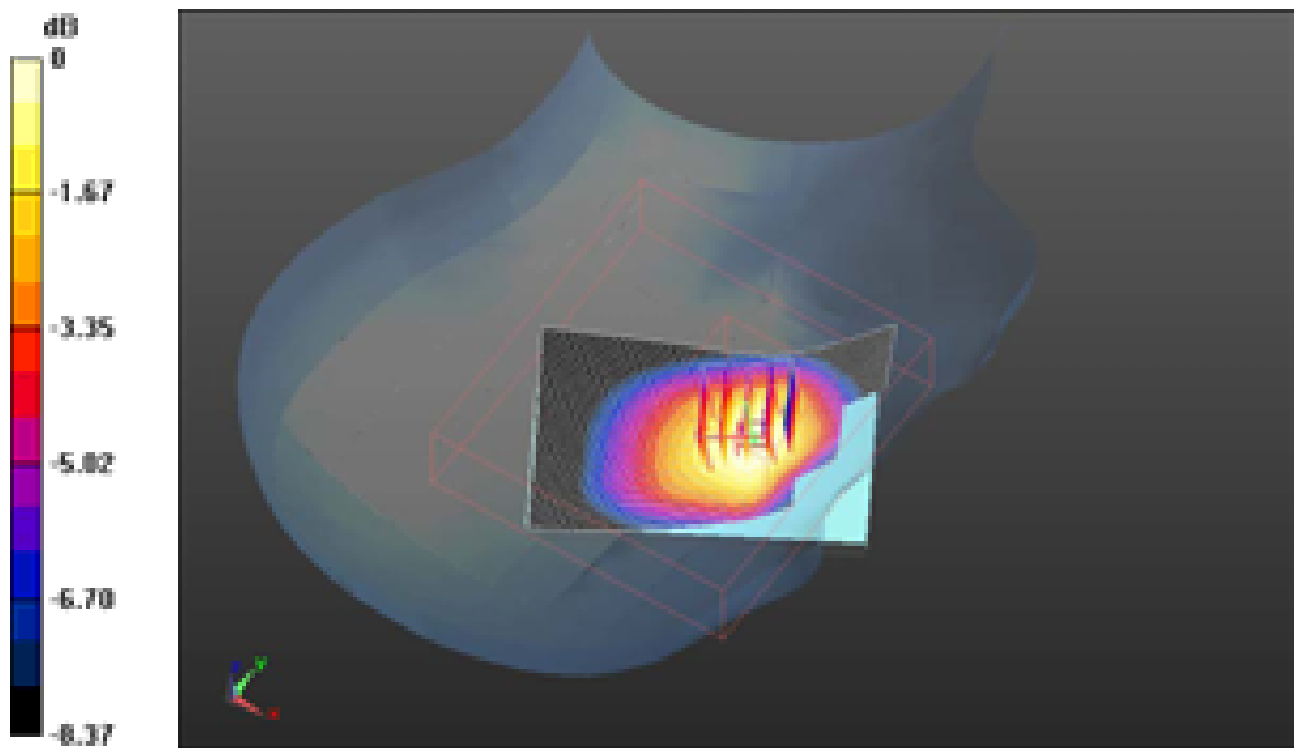
Peak SAR (extrapolated) = 0.730 W/kg

**SAR(1 g) = 0.581 mW/g; SAR(10 g) = 0.422 mW/g**


[Info: Interpolated medium parameters used for SAR evaluation.](#)

Maximum value of SAR (measured) = 0.620 mW/g

	Document <b>Appendix B for the BlackBerry® Smartphone Model RDR61CW/RDF31CW</b> <b>SAR Report</b>			Page <b>11(129)</b>
Author Data <b>Andrew Becker</b>	Dates of Test <b>May 3 – June 28, 2011</b> <b>August 31 – October 05, 2011</b>	Test Report No <b>RTS-2604-1106-84A</b>	FCC ID: <b>L6ARDR60CW</b> <b>L6ARDF30CW</b>	IC ID <b>2503A-RDR60CW</b> <b>2503A-RDF30CW</b>



0 dB = 0.620mW/g

	Document <b>Appendix B for the BlackBerry® Smartphone Model RDR61CW/RDF31CW</b> <b>SAR Report</b>			Page <b>12(129)</b>
Author Data <b>Andrew Becker</b>	Dates of Test <b>May 3 – June 28, 2011</b> <b>August 31 – October 05, 2011</b>	Test Report No <b>RTS-2604-1106-84A</b>	FCC ID: <b>L6ARDR60CW</b> <b>L6ARDF30CW</b>	IC ID <b>2503A-RDR60CW</b> <b>2503A-RDF30CW</b>

Date/Time: 6/6/2011 10:14:27 PM, Date/Time: 6/6/2011 10:19:36 PM

Test Laboratory: RIM Testing Services

**RightHandSide\_GSM850\_mid\_chan\_amb\_temp\_23.2\_liq\_temp\_22.0C**

**DUT: BlackBerry Smartphone; Type: Sample ; Serial: 32EFD945**

Communication System: GSM 850; Communication System Band: GSM 850;  
Frequency: 836.8 MHz; Communication System PAR: 9.191 dB  
Medium parameters used (interpolated):  $f = 836.8 \text{ MHz}$ ;  $\sigma = 0.896 \text{ mho/m}$ ;  $\epsilon_r = 40.137$ ;  $\rho = 1000 \text{ kg/m}^3$   
Phantom section: Right Section  
Measurement Standard: DASYS (IEEE/IEC/ANSI C63.19-2007)

DASY5 Configuration:

- Probe: ES3DV3 - SN3225; ConvF(6.47, 6.47, 6.47); Calibrated: 1/13/2011
- Sensor-Surface: 3mm (Mechanical Surface Detection)
- Electronics: DAE3 Sn472; Calibrated: 3/7/2011
- Phantom: SAM 1; Type: SAM 4.0; Serial: 1076
- Measurement SW: DASYS2, Version 52.6 (2); SEMCAD X Version 14.4.4 (2829)

**Configuration/Touch position -/Area Scan (51x81x1):** Measurement grid:  
dx=15mm, dy=15mm

[Info: Interpolated medium parameters used for SAR evaluation.](#)


Maximum value of SAR (interpolated) = 0.596 mW/g

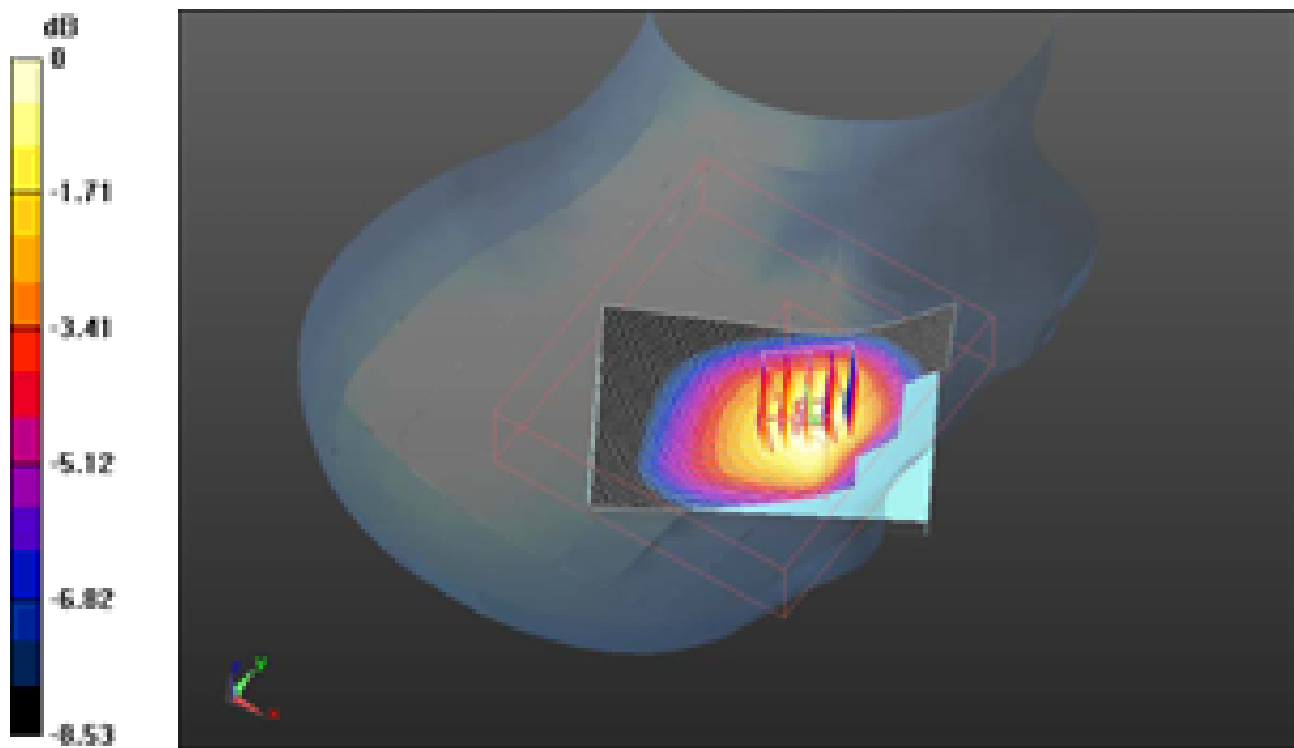
**Configuration/Touch position -/Zoom Scan (5x5x7) (5x5x7)/Cube 0:**

Measurement grid: dx=7.5mm, dy=7.5mm, dz=5mm  
Reference Value = 8.981 V/m; Power Drift = 0.08 dB  
Peak SAR (extrapolated) = 0.695 W/kg  
**SAR(1 g) = 0.556 mW/g; SAR(10 g) = 0.402 mW/g**


[Info: Interpolated medium parameters used for SAR evaluation.](#)

Maximum value of SAR (measured) = 0.593 mW/g

	Document <b>Appendix B for the BlackBerry® Smartphone Model RDR61CW/RDF31CW</b> <b>SAR Report</b>			Page <b>13(129)</b>
Author Data <b>Andrew Becker</b>	Dates of Test <b>May 3 – June 28, 2011</b> <b>August 31 – October 05, 2011</b>	Test Report No <b>RTS-2604-1106-84A</b>	FCC ID: <b>L6ARDR60CW</b> <b>L6ARDF30CW</b>	IC ID <b>2503A-RDR60CW</b> <b>2503A-RDF30CW</b>



0 dB = 0.590mW/g

	Document <b>Appendix B for the BlackBerry® Smartphone Model RDR61CW/RDF31CW</b> <b>SAR Report</b>			Page <b>14(129)</b>
Author Data <b>Andrew Becker</b>	Dates of Test <b>May 3 – June 28, 2011</b> <b>August 31 – October 05, 2011</b>	Test Report No <b>RTS-2604-1106-84A</b>	FCC ID: <b>L6ARDR60CW</b> <b>L6ARDF30CW</b>	IC ID <b>2503A-RDR60CW</b> <b>2503A-RDF30CW</b>

Date/Time: 6/6/2011 7:48:59 PM, Date/Time: 6/6/2011 7:54:09 PM

Test Laboratory: RIM Testing Services

**RightHandSide\_Tilt\_EDGE850\_mid\_chan\_amb\_temp\_23.3\_liq\_temp\_22**  
**.2C**

**DUT: BlackBerry Smartphone; Type: Sample ; Serial: 32EFD945**

Communication System: EDGE 850 (2slots); Communication System Band: EDGE 850;  
Frequency: 836.8 MHz; Communication System PAR: 6.232 dB

Medium parameters used (interpolated):  $f = 836.8 \text{ MHz}$ ;  $\sigma = 0.896 \text{ mho/m}$ ;  $\epsilon_r = 40.137$ ;  $\rho = 1000 \text{ kg/m}^3$

Phantom section: Right Section

Measurement Standard: DASY5 (IEEE/IEC/ANSI C63.19-2007)

DASY5 Configuration:

- Probe: ES3DV3 - SN3225; ConvF(6.47, 6.47, 6.47); Calibrated: 1/13/2011
- Sensor-Surface: 3mm (Mechanical Surface Detection)
- Electronics: DAE3 Sn472; Calibrated: 3/7/2011
- Phantom: SAM 1; Type: SAM 4.0; Serial: 1076
- Measurement SW: DASY52, Version 52.6 (2); SEMCAD X Version 14.4.4 (2829)

**Configuration/Touch position -/Area Scan (51x81x1):** Measurement grid:  
dx=15mm, dy=15mm

[Info: Interpolated medium parameters used for SAR evaluation.](#)

Maximum value of SAR (interpolated) = 0.567 mW/g

**Configuration/Touch position -/Zoom Scan (5x5x7) (5x5x7)/Cube 0:**

Measurement grid: dx=7.5mm, dy=7.5mm, dz=5mm


Reference Value = 17.769 V/m; Power Drift = -0.14 dB

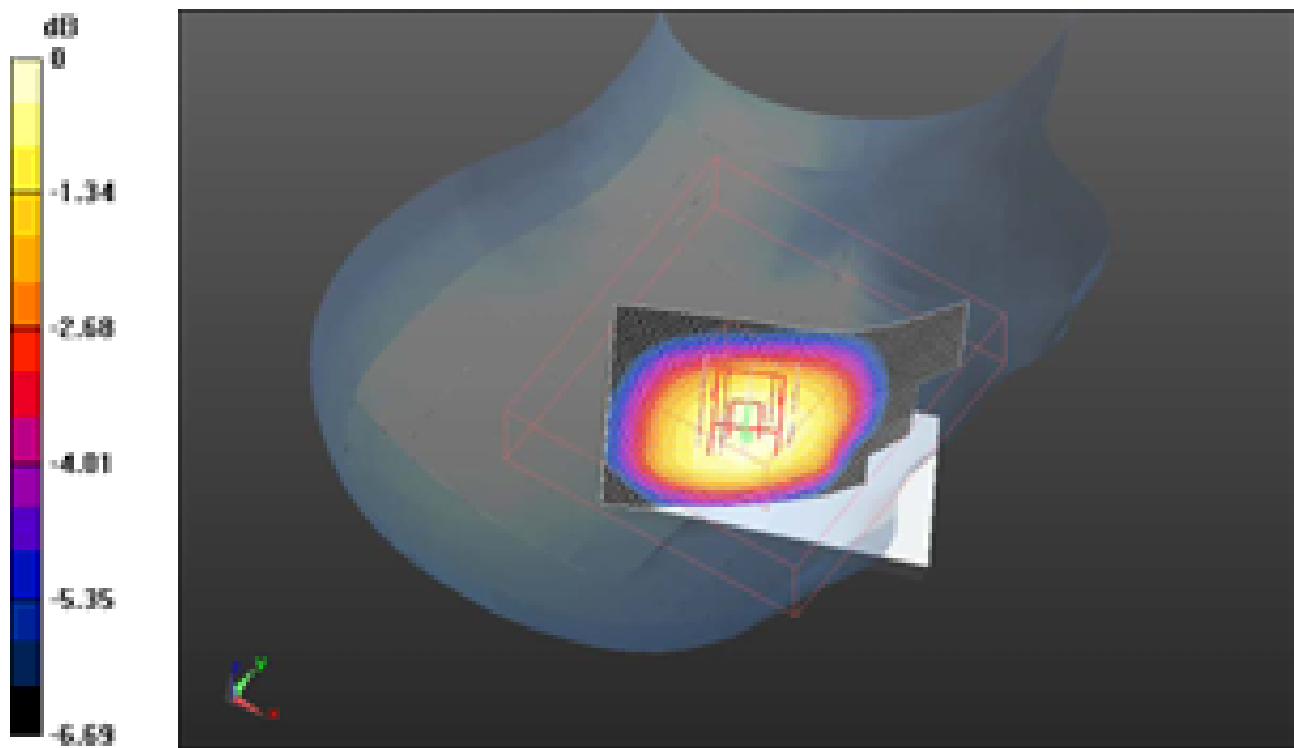
Peak SAR (extrapolated) = 0.660 W/kg

**SAR(1 g) = 0.533 mW/g; SAR(10 g) = 0.404 mW/g**


[Info: Interpolated medium parameters used for SAR evaluation.](#)

Maximum value of SAR (measured) = 0.555 mW/g

	Document <b>Appendix B for the BlackBerry® Smartphone Model RDR61CW/RDF31CW</b> <b>SAR Report</b>			Page <b>15(129)</b>
Author Data <b>Andrew Becker</b>	Dates of Test <b>May 3 – June 28, 2011</b> <b>August 31 – October 05, 2011</b>	Test Report No <b>RTS-2604-1106-84A</b>	FCC ID: <b>L6ARDR60CW</b> <b>L6ARDF30CW</b>	IC ID <b>2503A-RDR60CW</b> <b>2503A-RDF30CW</b>



0 dB = 0.560mW/g

	Document <b>Appendix B for the BlackBerry® Smartphone Model RDR61CW/RDF31CW</b> <b>SAR Report</b>			Page <b>16(129)</b>
Author Data <b>Andrew Becker</b>	Dates of Test <b>May 3 – June 28, 2011</b> <b>August 31 – October 05, 2011</b>	Test Report No <b>RTS-2604-1106-84A</b>	FCC ID: <b>L6ARDR60CW</b> <b>L6ARDF30CW</b>	IC ID <b>2503A-RDR60CW</b> <b>2503A-RDF30CW</b>

Date/Time: 6/6/2011 8:08:29 PM, Date/Time: 6/6/2011 8:13:34 PM

Test Laboratory: RIM Testing Services

**LeftHandSide\_EDGE850\_low\_chan\_amb\_temp\_23.4\_liq\_temp\_22.3C**

**DUT: BlackBerry Smartphone; Type: Sample ; Serial: 32EFD945**

Communication System: EDGE 850 (2slots); Communication System Band: EDGE 850;  
Frequency: 824.2 MHz; Communication System PAR: 6.232 dB  
Medium parameters used:  $f = 825 \text{ MHz}$ ;  $\sigma = 0.884 \text{ mho/m}$ ;  $\epsilon_r = 40.299$ ;  $\rho = 1000 \text{ kg/m}^3$   
Phantom section: Left Section  
Measurement Standard: DASY5 (IEEE/IEC/ANSI C63.19-2007)

DASY5 Configuration:

- Probe: ES3DV3 - SN3225; ConvF(6.47, 6.47, 6.47); Calibrated: 1/13/2011
- Sensor-Surface: 3mm (Mechanical Surface Detection)
- Electronics: DAE3 Sn472; Calibrated: 3/7/2011
- Phantom: SAM 1; Type: SAM 4.0; Serial: 1076
- Measurement SW: DASY52, Version 52.6 (2); SEMCAD X Version 14.4.4 (2829)

**Configuration/Touch position -/Area Scan (51x81x1):** Measurement grid:

$dx=15\text{mm}$ ,  $dy=15\text{mm}$

Maximum value of SAR (interpolated) = 0.918 mW/g

**Configuration/Touch position -/Zoom Scan (5x5x7) (6x6x7)/Cube 0:**

Measurement grid:  $dx=7.5\text{mm}$ ,  $dy=7.5\text{mm}$ ,  $dz=5\text{mm}$


Reference Value = 9.793 V/m; Power Drift = 0.18 dB

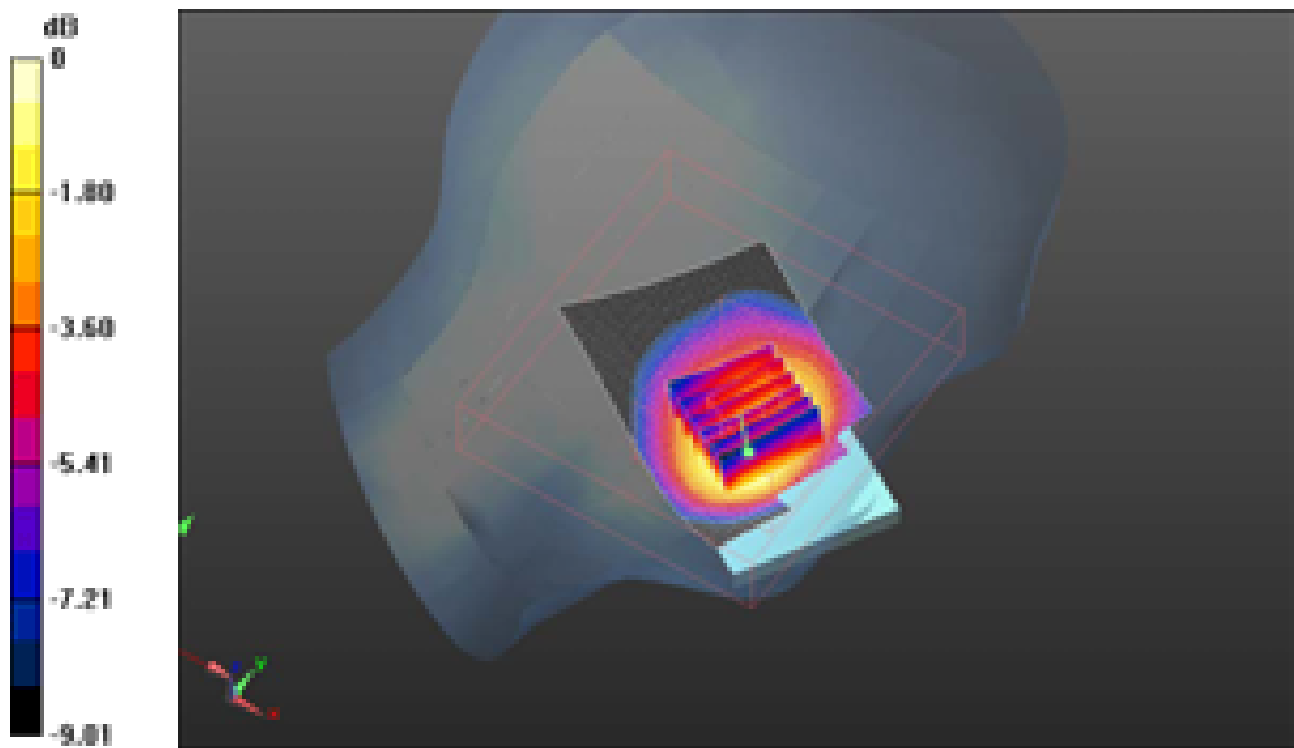
Peak SAR (extrapolated) = 1.154 W/kg

**SAR(1 g) = 0.796 mW/g; SAR(10 g) = 0.556 mW/g**


Maximum value of SAR (measured) = 0.852 mW/g



	Document <b>Appendix B for the BlackBerry® Smartphone Model RDR61CW/RDF31CW</b> <b>SAR Report</b>			Page <b>17(129)</b>
Author Data <b>Andrew Becker</b>	Dates of Test <b>May 3 – June 28, 2011</b> <b>August 31 – October 05, 2011</b>	Test Report No <b>RTS-2604-1106-84A</b>	FCC ID: <b>L6ARDR60CW</b> <b>L6ARDF30CW</b>	IC ID <b>2503A-RDR60CW</b> <b>2503A-RDF30CW</b>



0 dB = 0.850mW/g

	Document <b>Appendix B for the BlackBerry® Smartphone Model RDR61CW/RDF31CW</b> <b>SAR Report</b>			Page <b>18(129)</b>
Author Data <b>Andrew Becker</b>	Dates of Test <b>May 3 – June 28, 2011</b> <b>August 31 – October 05, 2011</b>	Test Report No <b>RTS-2604-1106-84A</b>	FCC ID: <b>L6ARDR60CW</b> <b>L6ARDF30CW</b>	IC ID <b>2503A-RDR60CW</b> <b>2503A-RDF30CW</b>

Date/Time: 6/6/2011 8:22:07 PM, Date/Time: 6/6/2011 8:28:36 PM

Test Laboratory: RIM Testing Services

## LeftHandSide\_EDGE850\_mid\_chan\_amb\_temp\_23.2\_liq\_temp\_22.1C

**DUT: BlackBerry Smartphone; Type: Sample ; Serial: 32EFD945**

Communication System: EDGE 850 (2slots); Communication System Band: EDGE 850;  
Frequency: 836.8 MHz; Communication System PAR: 6.232 dB

Medium parameters used (interpolated):  $f = 836.8 \text{ MHz}$ ;  $\sigma = 0.896 \text{ mho/m}$ ;  $\epsilon_r = 40.137$ ;  $\rho = 1000 \text{ kg/m}^3$

Phantom section: Left Section

Measurement Standard: DASY5 (IEEE/IEC/ANSI C63.19-2007)

DASY5 Configuration:

- Probe: ES3DV3 - SN3225; ConvF(6.47, 6.47, 6.47); Calibrated: 1/13/2011
- Sensor-Surface: 3mm (Mechanical Surface Detection)
- Electronics: DAE3 Sn472; Calibrated: 3/7/2011
- Phantom: SAM 1; Type: SAM 4.0; Serial: 1076
- Measurement SW: DASY52, Version 52.6 (2); SEMCAD X Version 14.4.4 (2829)

**Configuration/Touch position -/Area Scan (51x81x1):** Measurement grid:  
dx=15mm, dy=15mm

[Info: Interpolated medium parameters used for SAR evaluation.](#)

Maximum value of SAR (interpolated) = 0.809 mW/g

**Configuration/Touch position -/Zoom Scan (5x5x7) (6x6x7)/Cube 0:**

Measurement grid: dx=7.5mm, dy=7.5mm, dz=5mm


Reference Value = 9.267 V/m; Power Drift = 0.20 dB

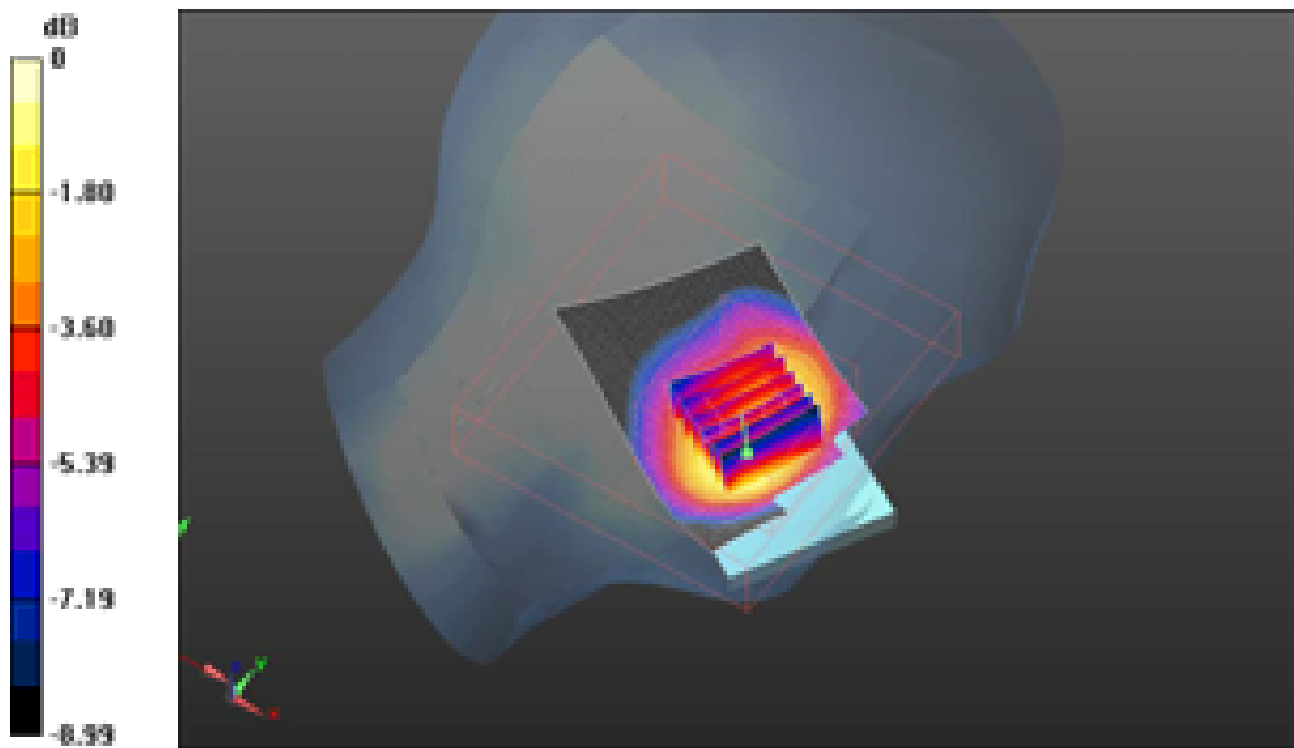
Peak SAR (extrapolated) = 1.011 W/kg

**SAR(1 g) = 0.730 mW/g; SAR(10 g) = 0.509 mW/g**


[Info: Interpolated medium parameters used for SAR evaluation.](#)

Maximum value of SAR (measured) = 0.791 mW/g

	Document <b>Appendix B for the BlackBerry® Smartphone Model RDR61CW/RDF31CW</b> <b>SAR Report</b>			Page <b>19(129)</b>
Author Data <b>Andrew Becker</b>	Dates of Test <b>May 3 – June 28, 2011</b> <b>August 31 – October 05, 2011</b>	Test Report No <b>RTS-2604-1106-84A</b>	FCC ID: <b>L6ARDR60CW</b> <b>L6ARDF30CW</b>	IC ID <b>2503A-RDR60CW</b> <b>2503A-RDF30CW</b>



0 dB = 0.790mW/g

	Document <b>Appendix B for the BlackBerry® Smartphone Model RDR61CW/RDF31CW</b> <b>SAR Report</b>				Page <b>20(129)</b>
Author Data <b>Andrew Becker</b>	Dates of Test <b>May 3 – June 28, 2011</b> <b>August 31 – October 05, 2011</b>	Test Report No <b>RTS-2604-1106-84A</b>	FCC ID: <b>L6ARDR60CW</b> <b>L6ARDF30CW</b>	IC ID <b>2503A-RDR60CW</b> <b>2503A-RDF30CW</b>	

Date/Time: 6/6/2011 8:37:51 PM, Date/Time: 6/6/2011 8:42:55 PM

Test Laboratory: RIM Testing Services

**LeftHandSide\_EDGE850\_high\_chan\_amb\_temp\_23.2\_liq\_temp\_22.1C**

**DUT: BlackBerry Smartphone; Type: Sample ; Serial: 32EFD945**

Communication System: EDGE 850 (2slots); Communication System Band: EDGE 850;  
Frequency: 848.8 MHz; Communication System PAR: 6.232 dB

Medium parameters used (interpolated):  $f = 848.8 \text{ MHz}$ ;  $\sigma = 0.906 \text{ mho/m}$ ;  $\epsilon_r = 39.971$ ;  $\rho = 1000 \text{ kg/m}^3$

Phantom section: Left Section

Measurement Standard: DASY5 (IEEE/IEC/ANSI C63.19-2007)

DASY5 Configuration:

- Probe: ES3DV3 - SN3225; ConvF(6.47, 6.47, 6.47); Calibrated: 1/13/2011
- Sensor-Surface: 3mm (Mechanical Surface Detection)
- Electronics: DAE3 Sn472; Calibrated: 3/7/2011
- Phantom: SAM 1; Type: SAM 4.0; Serial: 1076
- Measurement SW: DASY52, Version 52.6 (2); SEMCAD X Version 14.4.4 (2829)

**Configuration/Touch position -/Area Scan (51x81x1):** Measurement grid:  
dx=15mm, dy=15mm

[Info: Interpolated medium parameters used for SAR evaluation.](#)

Maximum value of SAR (interpolated) = 0.561 mW/g

**Configuration/Touch position -/Zoom Scan (5x5x7) (6x6x7)/Cube 0:**

Measurement grid: dx=7.5mm, dy=7.5mm, dz=5mm


Reference Value = 8.066 V/m; Power Drift = 0.06 dB

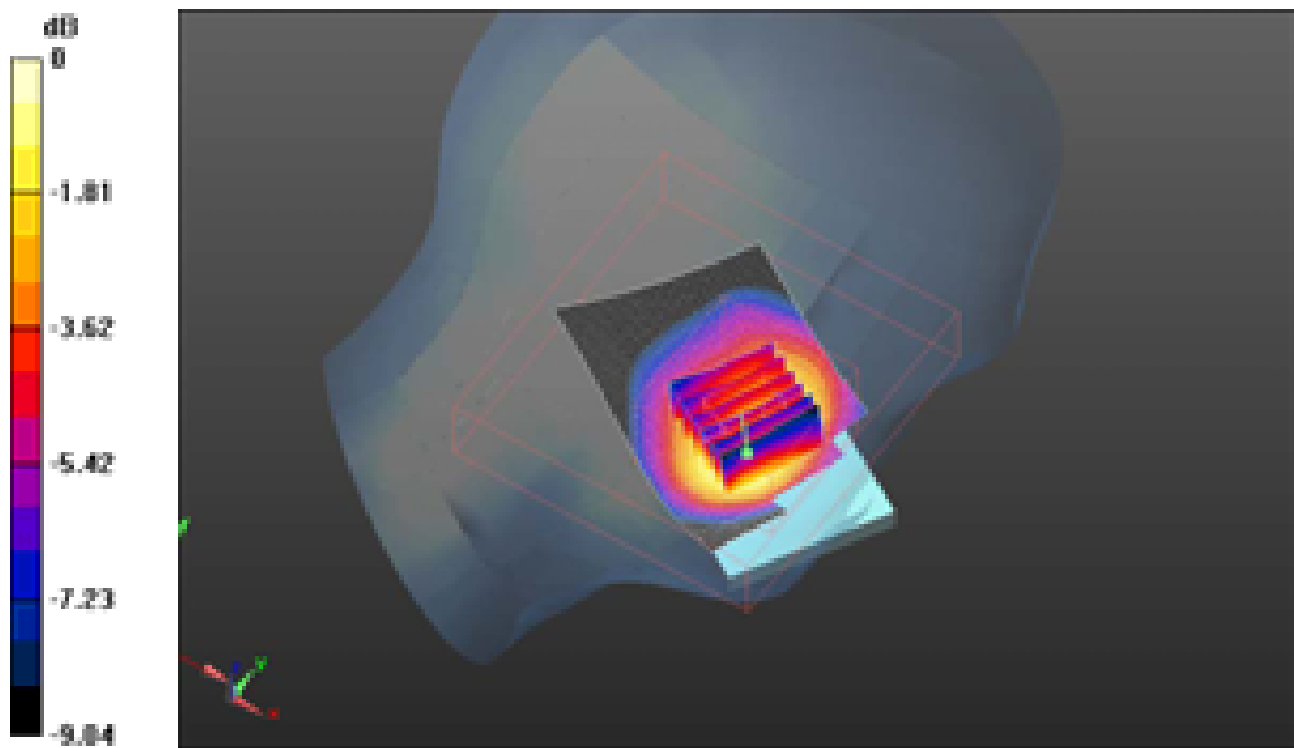
Peak SAR (extrapolated) = 0.730 W/kg

**SAR(1 g) = 0.514 mW/g; SAR(10 g) = 0.359 mW/g**


[Info: Interpolated medium parameters used for SAR evaluation.](#)

Maximum value of SAR (measured) = 0.548 mW/g

	Document <b>Appendix B for the BlackBerry® Smartphone Model RDR61CW/RDF31CW</b> <b>SAR Report</b>			Page <b>21(129)</b>
Author Data <b>Andrew Becker</b>	Dates of Test <b>May 3 – June 28, 2011</b> <b>August 31 – October 05, 2011</b>	Test Report No <b>RTS-2604-1106-84A</b>	FCC ID: <b>L6ARDR60CW</b> <b>L6ARDF30CW</b>	IC ID <b>2503A-RDR60CW</b> <b>2503A-RDF30CW</b>



0 dB = 0.550mW/g

	Document <b>Appendix B for the BlackBerry® Smartphone Model RDR61CW/RDF31CW</b> <b>SAR Report</b>			Page <b>22(129)</b>
Author Data <b>Andrew Becker</b>	Dates of Test <b>May 3 – June 28, 2011</b> <b>August 31 – October 05, 2011</b>	Test Report No <b>RTS-2604-1106-84A</b>	FCC ID: <b>L6ARDR60CW</b> <b>L6ARDF30CW</b>	IC ID <b>2503A-RDR60CW</b> <b>2503A-RDF30CW</b>

Date/Time: 6/6/2011 8:56:54 PM, Date/Time: 6/6/2011 9:01:58 PM

Test Laboratory: RIM Testing Services

**LeftHandSide\_Tilt\_EDGE850\_mid\_chan\_amb\_temp\_23.3\_liq\_temp\_22.2**  
**C**

**DUT: BlackBerry Smartphone; Type: Sample ; Serial: 32EFD945**

Communication System: EDGE 850 (2slots); Communication System Band: EDGE 850;  
Frequency: 836.8 MHz; Communication System PAR: 6.232 dB

Medium parameters used (interpolated):  $f = 836.8 \text{ MHz}$ ;  $\sigma = 0.896 \text{ mho/m}$ ;  $\epsilon_r = 40.137$ ;  $\rho = 1000 \text{ kg/m}^3$

Phantom section: Left Section

Measurement Standard: DASY5 (IEEE/IEC/ANSI C63.19-2007)

DASY5 Configuration:

- Probe: ES3DV3 - SN3225; ConvF(6.47, 6.47, 6.47); Calibrated: 1/13/2011
- Sensor-Surface: 3mm (Mechanical Surface Detection)
- Electronics: DAE3 Sn472; Calibrated: 3/7/2011
- Phantom: SAM 1; Type: SAM 4.0; Serial: 1076
- Measurement SW: DASY52, Version 52.6 (2); SEMCAD X Version 14.4.4 (2829)

**Configuration/Touch position -/Area Scan (51x81x1):** Measurement grid:  
dx=15mm, dy=15mm

[Info: Interpolated medium parameters used for SAR evaluation.](#)

Maximum value of SAR (interpolated) = 0.589 mW/g

**Configuration/Touch position -/Zoom Scan (5x5x7) (5x5x7)/Cube 0:**

Measurement grid: dx=7.5mm, dy=7.5mm, dz=5mm


Reference Value = 14.994 V/m; Power Drift = 0.27 dB

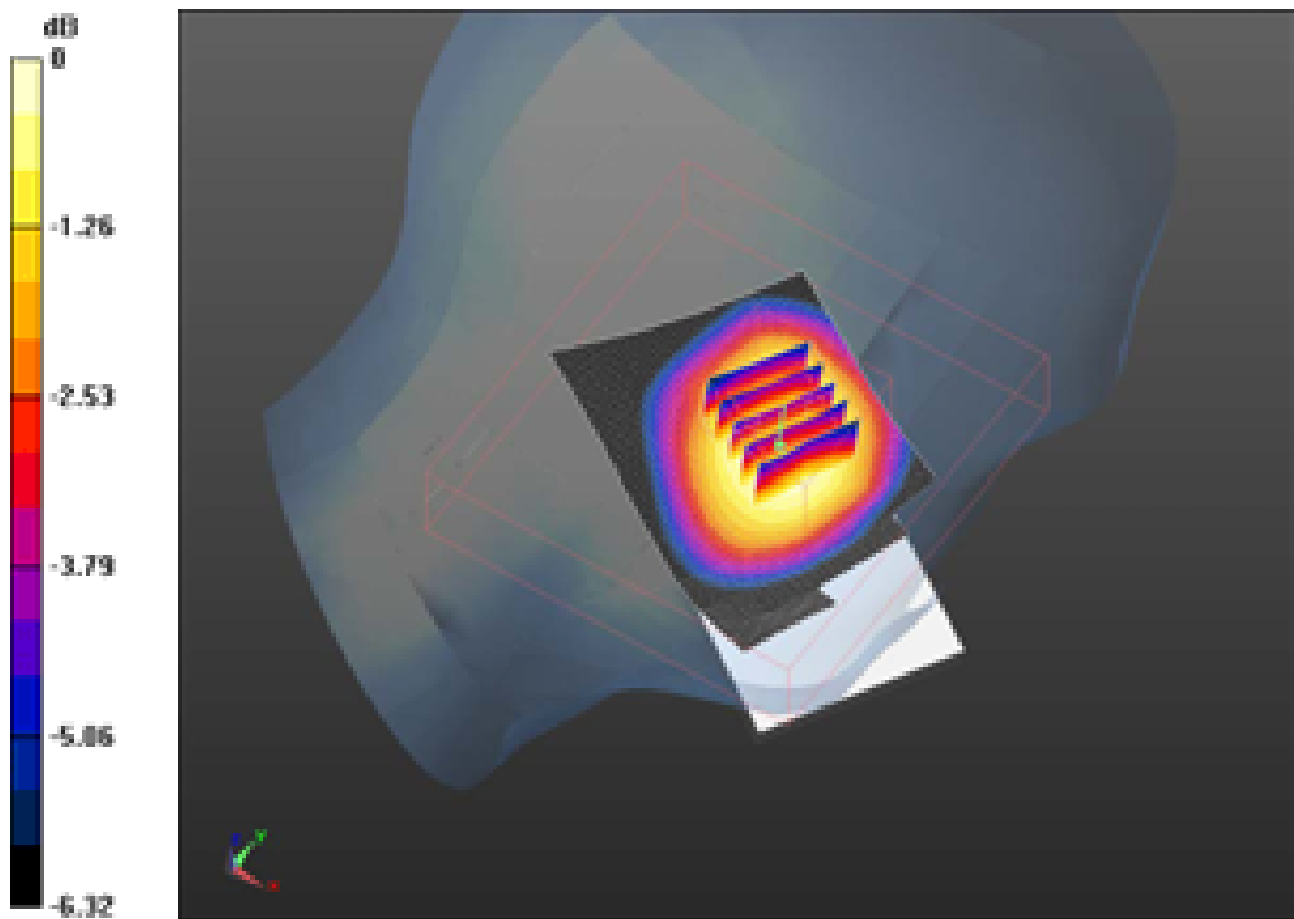
Peak SAR (extrapolated) = 0.659 W/kg

**SAR(1 g) = 0.533 mW/g; SAR(10 g) = 0.402 mW/g**


[Info: Interpolated medium parameters used for SAR evaluation.](#)

Maximum value of SAR (measured) = 0.561 mW/g

	Document <b>Appendix B for the BlackBerry® Smartphone Model RDR61CW/RDF31CW</b> <b>SAR Report</b>			Page <b>23(129)</b>
Author Data <b>Andrew Becker</b>	Dates of Test <b>May 3 – June 28, 2011</b> <b>August 31 – October 05, 2011</b>	Test Report No <b>RTS-2604-1106-84A</b>	FCC ID: <b>L6ARDR60CW</b> <b>L6ARDF30CW</b>	IC ID <b>2503A-RDR60CW</b> <b>2503A-RDF30CW</b>



0 dB = 0.560mW/g

	Document <b>Appendix B for the BlackBerry® Smartphone Model RDR61CW/RDF31CW</b> <b>SAR Report</b>			Page <b>24(129)</b>
Author Data <b>Andrew Becker</b>	Dates of Test <b>May 3 – June 28, 2011</b> <b>August 31 – October 05, 2011</b>	Test Report No <b>RTS-2604-1106-84A</b>	FCC ID: <b>L6ARDR60CW</b> <b>L6ARDF30CW</b>	IC ID <b>2503A-RDR60CW</b> <b>2503A-RDF30CW</b>

Date/Time: 5/3/2011 3:50:09 PM, Date/Time: 5/3/2011 3:55:29 PM, Date/Time:  
5/3/2011 4:14:36 PM

Test Laboratory: RIM Testing Services

**RightHandSide\_EDGE1900\_low\_chan\_amb\_temp\_23.2\_liq\_temp\_22.2C**

**DUT: BlackBerry Smartphone; Type: Sample ; Serial: 32E4DEC7**

Communication System: EDGE 1900; Frequency: 1850.2 MHz; Communication System  
PAR: 6.232 dB

Medium parameters used (interpolated):  $f = 1850.2 \text{ MHz}$ ;  $\sigma = 1.304 \text{ mho/m}$ ;  $\epsilon_r = 38.282$ ;  
 $\rho = 1000 \text{ kg/m}^3$

Phantom section: Right Section

Measurement Standard: DASYS (IEEE/IEC/ANSI C63.19-2007)

DASY5 Configuration:

- Probe: ES3DV3 - SN3225; ConvF(5.26, 5.26, 5.26); Calibrated: 1/13/2011
- Sensor-Surface: 3mm (Mechanical Surface Detection)
- Electronics: DAE3 Sn473; Calibrated: 1/21/2011
- Phantom: SAM 1; Type: SAM 4.0; Serial: 1076
- Measurement SW: DASYS2, Version 52.6 (2); SEMCAD X Version 14.4.4 (2829)

**Configuration/Touch position -/Area Scan (51x81x1):** Measurement grid:  
 $dx=15\text{mm}$ ,  $dy=15\text{mm}$

[Info: Interpolated medium parameters used for SAR evaluation.](#)

Maximum value of SAR (interpolated) = 0.940 mW/g

**Configuration/Touch position -/Zoom Scan (5x5x7) (5x5x7)/Cube 0:**

Measurement grid:  $dx=7.5\text{mm}$ ,  $dy=7.5\text{mm}$ ,  $dz=5\text{mm}$

Reference Value = 9.479 V/m; Power Drift = -0.02 dB


Peak SAR (extrapolated) = 1.287 W/kg

**SAR(1 g) = 0.839 mW/g; SAR(10 g) = 0.517 mW/g**

[Info: Interpolated medium parameters used for SAR evaluation.](#)

Maximum value of SAR (measured) = 0.910 mW/g



	Document <b>Appendix B for the BlackBerry® Smartphone Model RDR61CW/RDF31CW</b> <b>SAR Report</b>			Page <b>25(129)</b>
Author Data <b>Andrew Becker</b>	Dates of Test <b>May 3 – June 28, 2011</b> <b>August 31 – October 05, 2011</b>	Test Report No <b>RTS-2604-1106-84A</b>	FCC ID: <b>L6ARDR60CW</b> <b>L6ARDF30CW</b>	IC ID <b>2503A-RDR60CW</b> <b>2503A-RDF30CW</b>

**Configuration/Touch position -/Zoom Scan (5x5x7) 2 (8x7x7)/Cube 0:**

Measurement grid: dx=7.5mm, dy=7.5mm, dz=5mm

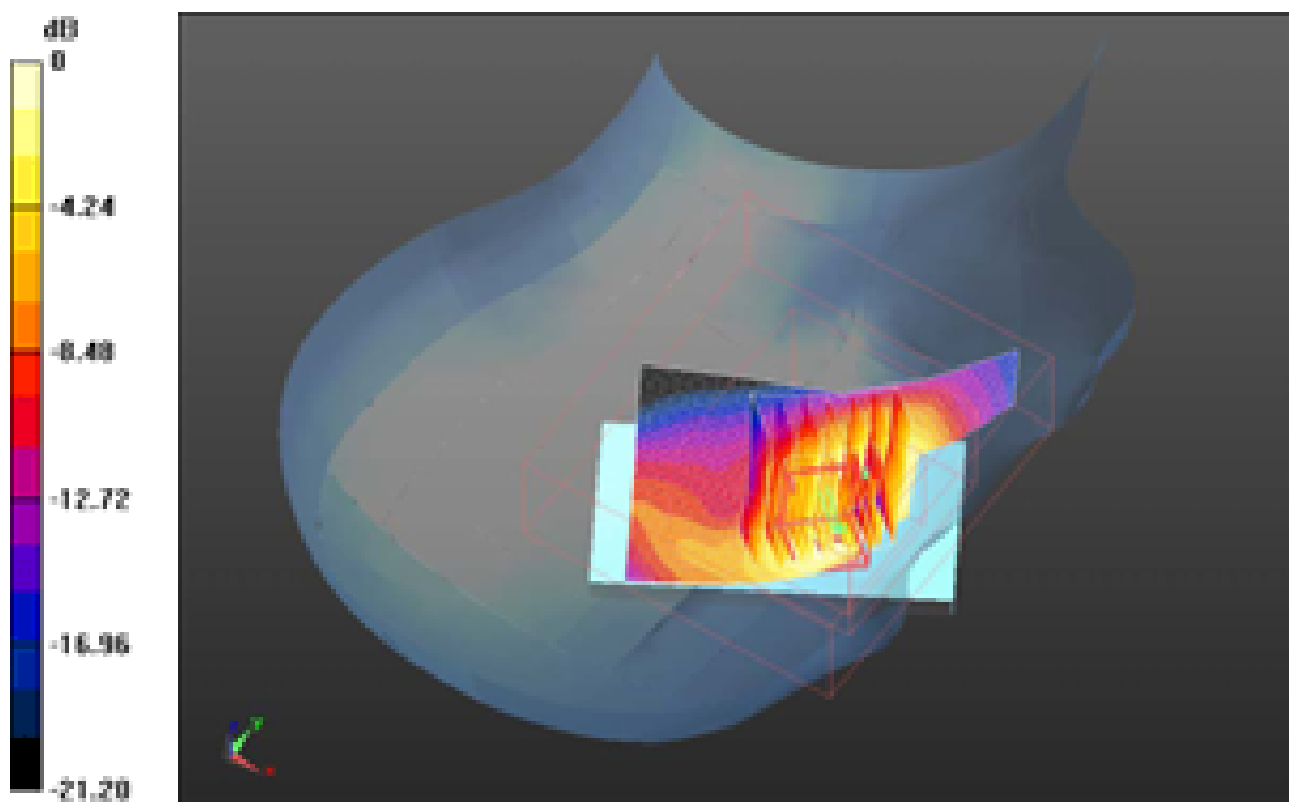
Reference Value = 9.479 V/m; Power Drift = -0.13 dB

Peak SAR (extrapolated) = 1.306 W/kg


**SAR(1 g) = 0.838 mW/g; SAR(10 g) = 0.522 mW/g**

[Info: Interpolated medium parameters used for SAR evaluation.](#)

Maximum value of SAR (measured) = 0.878 mW/g



0 dB = 0.880mW/g

	Document <b>Appendix B for the BlackBerry® Smartphone Model RDR61CW/RDF31CW</b> <b>SAR Report</b>			Page <b>26(129)</b>
Author Data <b>Andrew Becker</b>	Dates of Test <b>May 3 – June 28, 2011</b> <b>August 31 – October 05, 2011</b>	Test Report No <b>RTS-2604-1106-84A</b>	FCC ID: <b>L6ARDR60CW</b> <b>L6ARDF30CW</b>	IC ID <b>2503A-RDR60CW</b> <b>2503A-RDF30CW</b>

Date/Time: 5/3/2011 3:18:20 PM, Date/Time: 5/3/2011 3:29:22 PM, Date/Time:  
5/3/2011 3:36:45 PM

Test Laboratory: RIM Testing Services

**RightHandSide\_EDGE1900\_mid\_chan\_amb\_temp\_23.1\_liq\_temp\_22.1**

**C**

**DUT: BlackBerry Smartphone; Type: Sample ; Serial: 32E4DEC7**

Communication System: EDGE 1900; Frequency: 1880 MHz; Communication System  
PAR: 6.232 dB

Medium parameters used:  $f = 1880 \text{ MHz}$ ;  $\sigma = 1.335 \text{ mho/m}$ ;  $\epsilon_r = 38.14$ ;  $\rho = 1000 \text{ kg/m}^3$

Phantom section: Right Section

Measurement Standard: DASYS (IEEE/IEC/ANSI C63.19-2007)

DASY5 Configuration:

- Probe: ES3DV3 - SN3225; ConvF(5.26, 5.26, 5.26); Calibrated: 1/13/2011
- Sensor-Surface: 3mm (Mechanical Surface Detection)
- Electronics: DAE3 Sn473; Calibrated: 1/21/2011
- Phantom: SAM 1; Type: SAM 4.0; Serial: 1076
- Measurement SW: DASY52, Version 52.6 (2); SEMCAD X Version 14.4.4 (2829)

**Configuration/Touch position -/Area Scan (51x81x1):** Measurement grid:

$dx=15\text{mm}$ ,  $dy=15\text{mm}$

Maximum value of SAR (interpolated) = 0.853 mW/g

**Configuration/Touch position -/Zoom Scan (5x5x7) (5x5x7)/Cube 0:**

Measurement grid:  $dx=7.5\text{mm}$ ,  $dy=7.5\text{mm}$ ,  $dz=5\text{mm}$

Reference Value = 8.693 V/m; Power Drift = -0.24 dB

Peak SAR (extrapolated) = 1.282 W/kg


**SAR(1 g) = 0.797 mW/g; SAR(10 g) = 0.488 mW/g**

Maximum value of SAR (measured) = 0.831 mW/g

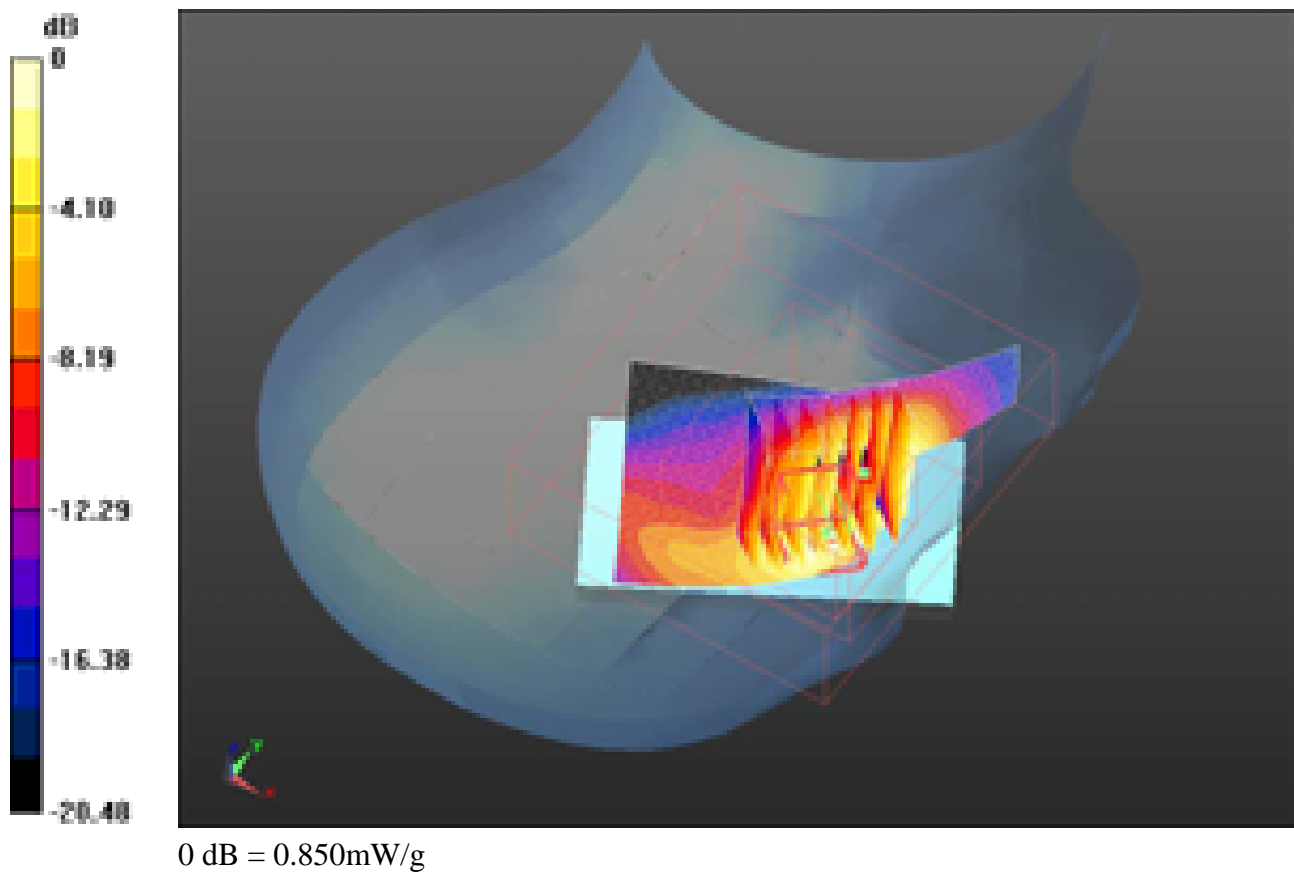
**Configuration/Touch position -/Zoom Scan (5x5x7) 2 (8x7x7)/Cube 0:**


Measurement grid:  $dx=7.5\text{mm}$ ,  $dy=7.5\text{mm}$ ,  $dz=5\text{mm}$

Reference Value = 8.693 V/m; Power Drift = -0.28 dB

	Document <b>Appendix B for the BlackBerry® Smartphone Model RDR61CW/RDF31CW</b> <b>SAR Report</b>			Page <b>27(129)</b>
Author Data <b>Andrew Becker</b>	Dates of Test <b>May 3 – June 28, 2011</b> <b>August 31 – October 05, 2011</b>	Test Report No <b>RTS-2604-1106-84A</b>	FCC ID: <b>L6ARDR60CW</b> <b>L6ARDF30CW</b>	IC ID <b>2503A-RDR60CW</b> <b>2503A-RDF30CW</b>

Peak SAR (extrapolated) = 1.190 W/kg  
**SAR(1 g) = 0.795 mW/g; SAR(10 g) = 0.488 mW/g**  
Maximum value of SAR (measured) = 0.854 mW/g



	Document <b>Appendix B for the BlackBerry® Smartphone Model RDR61CW/RDF31CW</b> <b>SAR Report</b>			Page <b>28(129)</b>
Author Data <b>Andrew Becker</b>	Dates of Test <b>May 3 – June 28, 2011</b> <b>August 31 – October 05, 2011</b>	Test Report No <b>RTS-2604-1106-84A</b>	FCC ID: <b>L6ARDR60CW</b> <b>L6ARDF30CW</b>	IC ID <b>2503A-RDR60CW</b> <b>2503A-RDF30CW</b>

Date/Time: 5/3/2011 4:27:46 PM, Date/Time: 5/3/2011 4:33:05 PM, Date/Time: 5/3/2011 4:38:20 PM

Test Laboratory: RIM Testing Services

**RightHandSide\_EDGE1900\_high\_chan\_amb\_temp\_23.3\_liq\_temp\_22.3**

**C**

**DUT: BlackBerry Smartphone; Type: Sample ; Serial: 32E4DEC7**

Communication System: EDGE 1900; Frequency: 1909.8 MHz; Communication System  
PAR: 6.232 dB

Medium parameters used:  $f = 1910 \text{ MHz}$ ;  $\sigma = 1.364 \text{ mho/m}$ ;  $\epsilon_r = 38.041$ ;  $\rho = 1000 \text{ kg/m}^3$

Phantom section: Right Section

Measurement Standard: DASY5 (IEEE/IEC/ANSI C63.19-2007)

DASY5 Configuration:

- Probe: ES3DV3 - SN3225; ConvF(5.26, 5.26, 5.26); Calibrated: 1/13/2011
- Sensor-Surface: 3mm (Mechanical Surface Detection)
- Electronics: DAE3 Sn473; Calibrated: 1/21/2011
- Phantom: SAM 1; Type: SAM 4.0; Serial: 1076
- Measurement SW: DASY52, Version 52.6 (2); SEMCAD X Version 14.4.4 (2829)

**Configuration/Touch position -/Area Scan (51x81x1):** Measurement grid:

$dx=15\text{mm}$ ,  $dy=15\text{mm}$

Maximum value of SAR (interpolated) = 0.759 mW/g

**Configuration/Touch position -/Zoom Scan (5x5x7) (5x5x7)/Cube 0:**

Measurement grid:  $dx=7.5\text{mm}$ ,  $dy=7.5\text{mm}$ ,  $dz=5\text{mm}$

Reference Value = 8.331 V/m; Power Drift = 0.20 dB

Peak SAR (extrapolated) = 1.129 W/kg


**SAR(1 g) = 0.722 mW/g; SAR(10 g) = 0.440 mW/g**

Maximum value of SAR (measured) = 0.751 mW/g

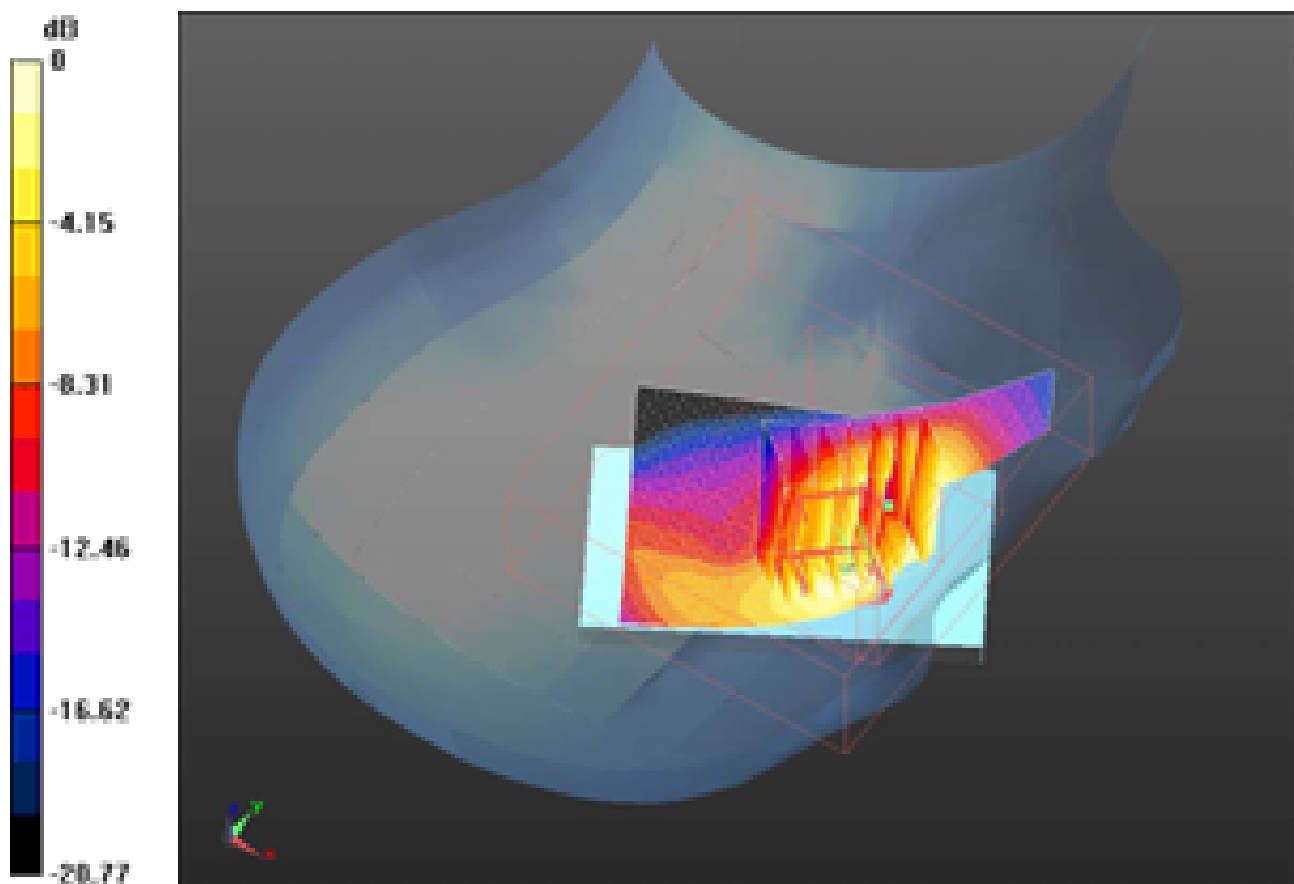
**Configuration/Touch position -/Zoom Scan (5x5x7) 2 (7x7x7)/Cube 0:**

Measurement grid:  $dx=7.5\text{mm}$ ,  $dy=7.5\text{mm}$ ,  $dz=5\text{mm}$


Reference Value = 8.331 V/m; Power Drift = 0.07 dB

	Document <b>Appendix B for the BlackBerry® Smartphone Model RDR61CW/RDF31CW</b> <b>SAR Report</b>			Page <b>29(129)</b>
Author Data <b>Andrew Becker</b>	Dates of Test <b>May 3 – June 28, 2011</b> <b>August 31 – October 05, 2011</b>	Test Report No <b>RTS-2604-1106-84A</b>	FCC ID: <b>L6ARDR60CW</b> <b>L6ARDF30CW</b>	IC ID <b>2503A-RDR60CW</b> <b>2503A-RDF30CW</b>

Peak SAR (extrapolated) = 1.088 W/kg  
**SAR(1 g) = 0.713 mW/g; SAR(10 g) = 0.440 mW/g**  
Maximum value of SAR (measured) = 0.771 mW/g



0 dB = 0.770mW/g

	Document <b>Appendix B for the BlackBerry® Smartphone Model RDR61CW/RDF31CW</b> <b>SAR Report</b>			Page <b>30(129)</b>
Author Data <b>Andrew Becker</b>	Dates of Test <b>May 3 – June 28, 2011</b> <b>August 31 – October 05, 2011</b>	Test Report No <b>RTS-2604-1106-84A</b>	FCC ID: <b>L6ARDR60CW</b> <b>L6ARDF30CW</b>	IC ID <b>2503A-RDR60CW</b> <b>2503A-RDF30CW</b>

Date/Time: 5/3/2011 4:50:52 PM, Date/Time: 5/3/2011 4:56:05 PM

Test Laboratory: RIM Testing Services

**RightHandSide\_Tilt\_EDGE1900\_mid\_chan\_amb\_temp\_23.3\_liq\_temp\_2**

**2.2C**

**DUT: BlackBerry Smartphone; Type: Sample ; Serial: 32E4DEC7**

Communication System: EDGE 1900; Frequency: 1880 MHz; Communication System  
PAR: 6.232 dB

Medium parameters used:  $f = 1880 \text{ MHz}$ ;  $\sigma = 1.335 \text{ mho/m}$ ;  $\epsilon_r = 38.14$ ;  $\rho = 1000 \text{ kg/m}^3$

Phantom section: Right Section

Measurement Standard: DASYS (IEEE/IEC/ANSI C63.19-2007)

DASY5 Configuration:

- Probe: ES3DV3 - SN3225; ConvF(5.26, 5.26, 5.26); Calibrated: 1/13/2011
- Sensor-Surface: 3mm (Mechanical Surface Detection)
- Electronics: DAE3 Sn473; Calibrated: 1/21/2011
- Phantom: SAM 1; Type: SAM 4.0; Serial: 1076
- Measurement SW: DASY52, Version 52.6 (2); SEMCAD X Version 14.4.4 (2829)

**Configuration/Touch position -/Area Scan (51x81x1):** Measurement grid:

$dx=15\text{mm}$ ,  $dy=15\text{mm}$

Maximum value of SAR (interpolated) = 0.320 mW/g

**Configuration/Touch position -/Zoom Scan (5x5x7) (5x5x7)/Cube 0:**


Measurement grid:  $dx=7.5\text{mm}$ ,  $dy=7.5\text{mm}$ ,  $dz=5\text{mm}$

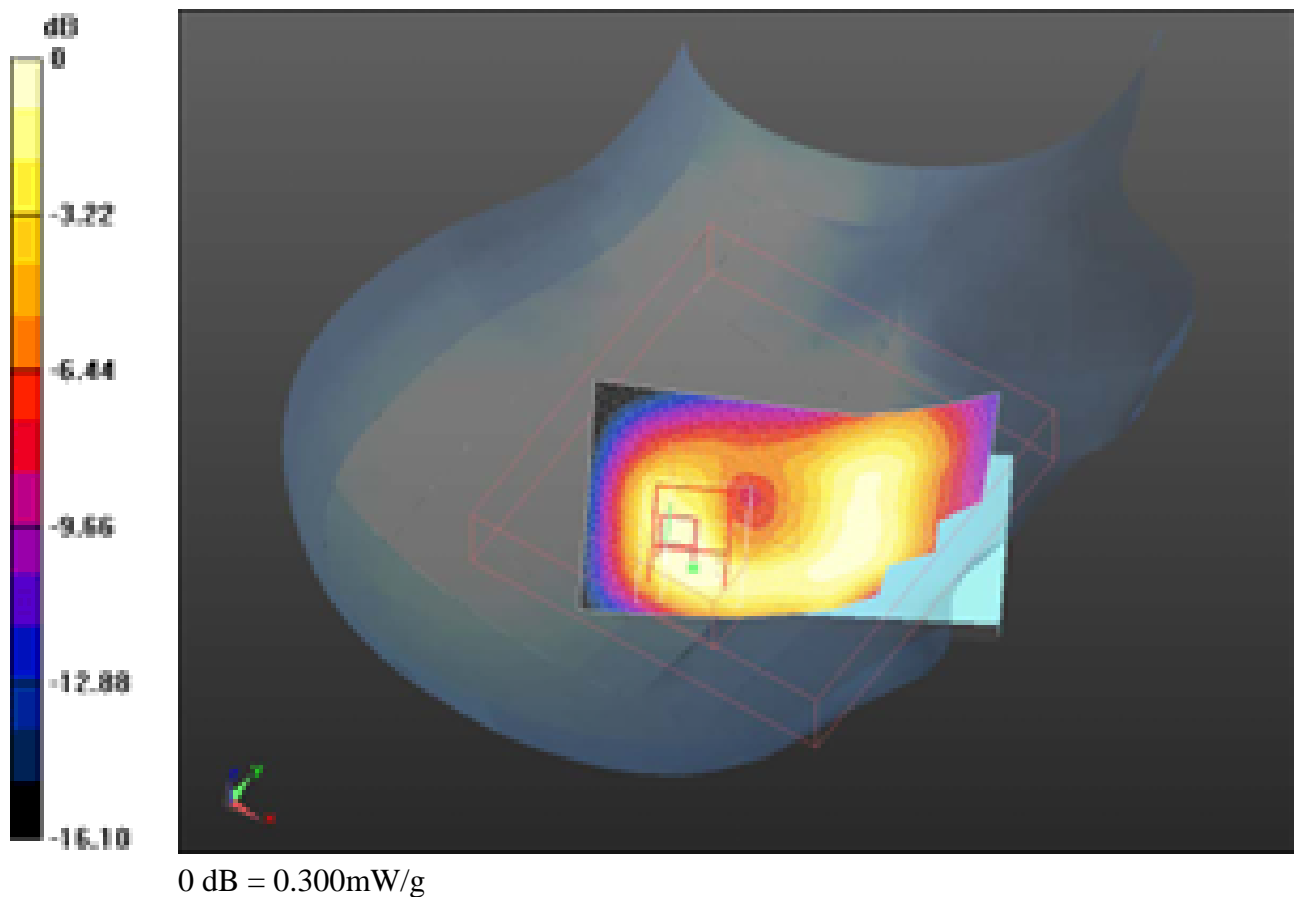
Reference Value = 13.333 V/m; Power Drift = 0.05 dB


Peak SAR (extrapolated) = 0.461 W/kg

**SAR(1 g) = 0.272 mW/g; SAR(10 g) = 0.156 mW/g**

Maximum value of SAR (measured) = 0.296 mW/g

	Document <b>Appendix B for the BlackBerry® Smartphone Model RDR61CW/RDF31CW</b> <b>SAR Report</b>			Page <b>31(129)</b>
Author Data <b>Andrew Becker</b>	Dates of Test <b>May 3 – June 28, 2011</b> <b>August 31 – October 05, 2011</b>	Test Report No <b>RTS-2604-1106-84A</b>	FCC ID: <b>L6ARDR60CW</b> <b>L6ARDF30CW</b>	IC ID <b>2503A-RDR60CW</b> <b>2503A-RDF30CW</b>



	Document <b>Appendix B for the BlackBerry® Smartphone Model RDR61CW/RDF31CW</b> <b>SAR Report</b>			Page <b>32(129)</b>
Author Data <b>Andrew Becker</b>	Dates of Test <b>May 3 – June 28, 2011</b> <b>August 31 – October 05, 2011</b>	Test Report No <b>RTS-2604-1106-84A</b>	FCC ID: <b>L6ARDR60CW</b> <b>L6ARDF30CW</b>	IC ID <b>2503A-RDR60CW</b> <b>2503A-RDF30CW</b>

Date/Time: 6/11/2011 9:36:35 AM, Date/Time: 6/11/2011 9:49:12 AM

Test Laboratory: RIM Testing Services

**LeftHandSide\_EDGE1900\_4\_Slots\_low\_chan\_amb\_temp\_23.3\_liq\_temp\_22.2C**

**DUT: BlackBerry Smartphone; Type: Sample ; Serial: 32EFD945**

Communication System: EDGE 1900(4 slots); Communication System Band: EDGE 1900 (4slots); Frequency: 1850.2 MHz; Communication System PAR: 3.222 dB  
Medium parameters used (interpolated):  $f = 1850.2 \text{ MHz}$ ;  $\sigma = 1.293 \text{ mho/m}$ ;  $\epsilon_r = 38.24$ ;  $\rho = 1000 \text{ kg/m}^3$   
Phantom section: Left Section  
Measurement Standard: DASY5 (IEEE/IEC/ANSI C63.19-2007)

DASY5 Configuration:

- Probe: ES3DV3 - SN3225; ConvF(5.26, 5.26, 5.26); Calibrated: 1/13/2011
- Sensor-Surface: 3mm (Mechanical Surface Detection)
- Electronics: DAE3 Sn472; Calibrated: 3/7/2011
- Phantom: SAM 1; Type: SAM 4.0; Serial: 1076
- Measurement SW: DASY52, Version 52.6 (2); SEMCAD X Version 14.4.4 (2829)


**Configuration/Touch position -/Area Scan (51x81x1):** Measurement grid:  
dx=15mm, dy=15mm

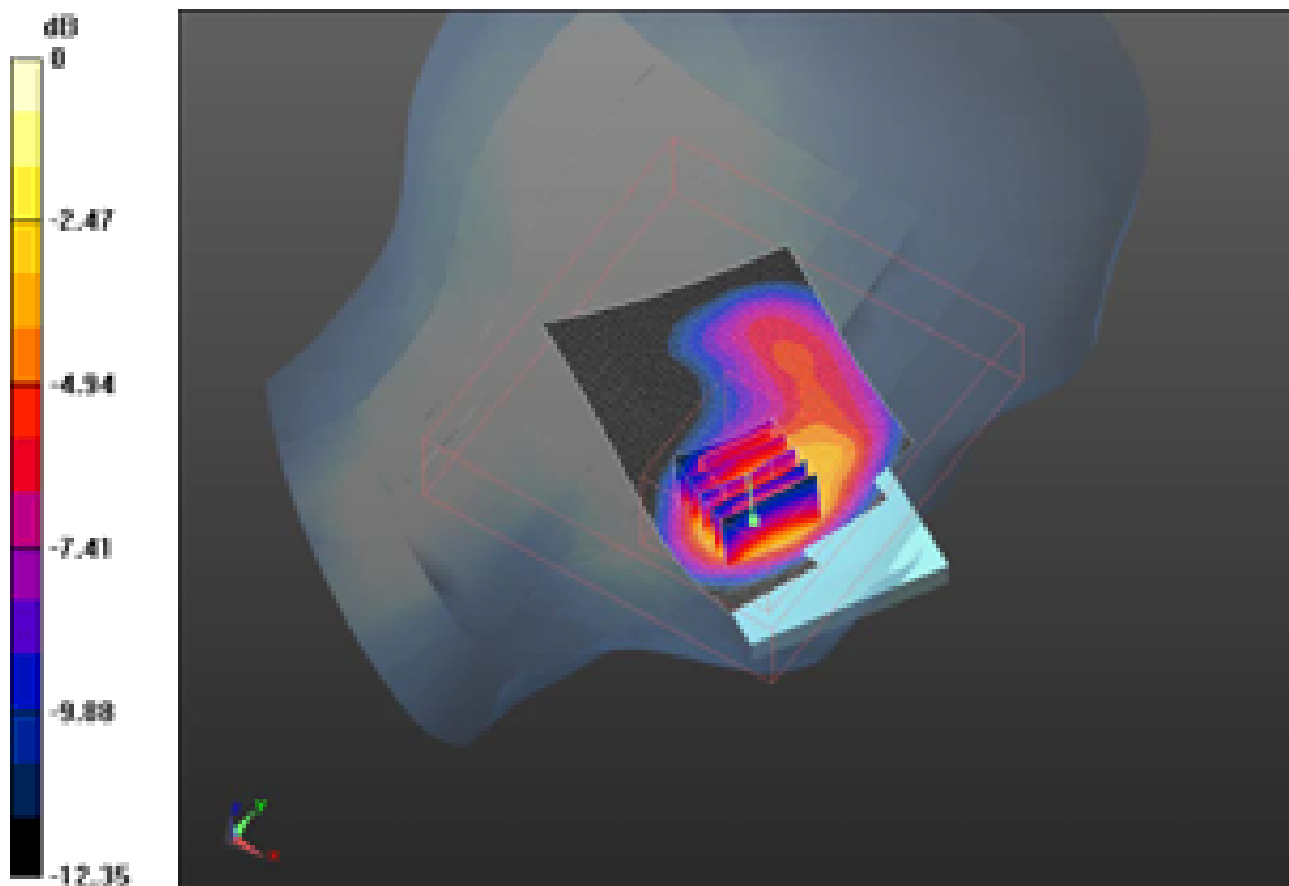
[Info: Interpolated medium parameters used for SAR evaluation.](#)  
Maximum value of SAR (interpolated) = 1.016 mW/g

**Configuration/Touch position -/Zoom Scan (5x5x7) (5x5x7)/Cube 0:**  
Measurement grid: dx=7.5mm, dy=7.5mm, dz=5mm  
Reference Value = 10.133 V/m; Power Drift = 0.69 dB  
Peak SAR (extrapolated) = 1.865 W/kg  
**SAR(1 g) = 1.2 mW/g; SAR(10 g) = 0.718 mW/g**


[Info: Interpolated medium parameters used for SAR evaluation.](#)  
Maximum value of SAR (measured) = 1.298 mW/g



	Document <b>Appendix B for the BlackBerry® Smartphone Model RDR61CW/RDF31CW</b> <b>SAR Report</b>			Page <b>33(129)</b>
Author Data <b>Andrew Becker</b>	Dates of Test <b>May 3 – June 28, 2011</b> <b>August 31 – October 05, 2011</b>	Test Report No <b>RTS-2604-1106-84A</b>	FCC ID: <b>L6ARDR60CW</b> <b>L6ARDF30CW</b>	IC ID <b>2503A-RDR60CW</b> <b>2503A-RDF30CW</b>



0 dB = 1.300mW/g

	Document <b>Appendix B for the BlackBerry® Smartphone Model RDR61CW/RDF31CW</b> <b>SAR Report</b>			Page <b>34(129)</b>
Author Data <b>Andrew Becker</b>	Dates of Test <b>May 3 – June 28, 2011</b> <b>August 31 – October 05, 2011</b>	Test Report No <b>RTS-2604-1106-84A</b>	FCC ID: <b>L6ARDR60CW</b> <b>L6ARDF30CW</b>	IC ID <b>2503A-RDR60CW</b> <b>2503A-RDF30CW</b>

Date/Time: 5/4/2011 9:53:11 AM, Date/Time: 5/4/2011 9:58:15 AM

Test Laboratory: RIM Testing Services

**LeftHandSide\_EDGE1900\_3\_Slots\_low\_chan\_amb\_temp\_23.0\_liq\_temp\_22.0C**

**DUT: BlackBerry Smartphone; Type: Sample ; Serial: 32E4DEC7**

Communication System: EDGE 1900(3 slots); Frequency: 1850.2 MHz; Communication System PAR: 4.472 dB

Medium parameters used (interpolated):  $f = 1850.2 \text{ MHz}$ ;  $\sigma = 1.304 \text{ mho/m}$ ;  $\epsilon_r = 38.282$ ;  $\rho = 1000 \text{ kg/m}^3$

Phantom section: Left Section

Measurement Standard: DASYS (IEEE/IEC/ANSI C63.19-2007)

DASY5 Configuration:

- Probe: ES3DV3 - SN3225; ConvF(5.26, 5.26, 5.26); Calibrated: 1/13/2011
- Sensor-Surface: 3mm (Mechanical Surface Detection)
- Electronics: DAE3 Sn473; Calibrated: 1/21/2011
- Phantom: SAM 1; Type: SAM 4.0; Serial: 1076
- Measurement SW: DASY52, Version 52.6 (2); SEMCAD X Version 14.4.4 (2829)

**Configuration/Touch position -/Area Scan (51x81x1):** Measurement grid: dx=15mm, dy=15mm

[Info: Interpolated medium parameters used for SAR evaluation.](#)

Maximum value of SAR (interpolated) = 1.185 mW/g

**Configuration/Touch position -/Zoom Scan (5x5x7) (5x5x7)/Cube 0:**

Measurement grid: dx=7.5mm, dy=7.5mm, dz=5mm


Reference Value = 9.310 V/m; Power Drift = -0.20 dB

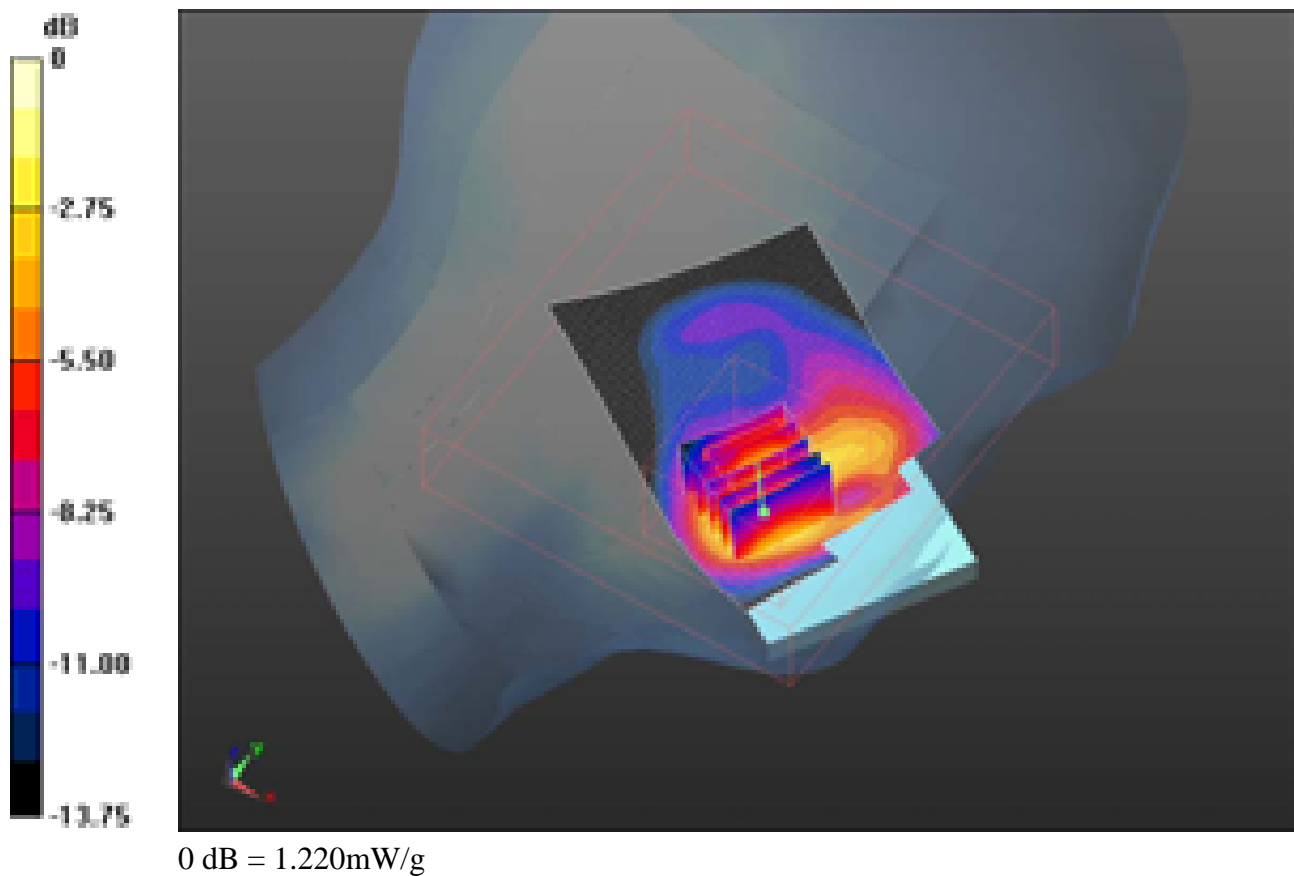
Peak SAR (extrapolated) = 1.709 W/kg


**SAR(1 g) = 1.09 mW/g; SAR(10 g) = 0.624 mW/g**

[Info: Interpolated medium parameters used for SAR evaluation.](#)

Maximum value of SAR (measured) = 1.221 mW/g

	Document <b>Appendix B for the BlackBerry® Smartphone Model RDR61CW/RDF31CW</b> <b>SAR Report</b>			Page <b>35(129)</b>
Author Data <b>Andrew Becker</b>	Dates of Test <b>May 3 – June 28, 2011</b> <b>August 31 – October 05, 2011</b>	Test Report No <b>RTS-2604-1106-84A</b>	FCC ID: <b>L6ARDR60CW</b> <b>L6ARDF30CW</b>	IC ID <b>2503A-RDR60CW</b> <b>2503A-RDF30CW</b>



	Document <b>Appendix B for the BlackBerry® Smartphone Model RDR61CW/RDF31CW</b> <b>SAR Report</b>			Page <b>36(129)</b>
Author Data <b>Andrew Becker</b>	Dates of Test <b>May 3 – June 28, 2011</b> <b>August 31 – October 05, 2011</b>	Test Report No <b>RTS-2604-1106-84A</b>	FCC ID: <b>L6ARDR60CW</b> <b>L6ARDF30CW</b>	IC ID <b>2503A-RDR60CW</b> <b>2503A-RDF30CW</b>

Date/Time: 5/3/2011 5:20:21 PM, Date/Time: 5/3/2011 5:25:26 PM

Test Laboratory: RIM Testing Services

**LeftHandSide\_EDGE1900\_low\_chan\_amb\_temp\_23.3\_liq\_temp\_22.3C**

**DUT: BlackBerry Smartphone; Type: Sample ; Serial: 32E4DEC7**

Communication System: EDGE 1900; Frequency: 1850.2 MHz; Communication System  
PAR: 6.232 dB

Medium parameters used (interpolated):  $f = 1850.2 \text{ MHz}$ ;  $\sigma = 1.304 \text{ mho/m}$ ;  $\epsilon_r = 38.282$ ;  
 $\rho = 1000 \text{ kg/m}^3$

Phantom section: Left Section

Measurement Standard: DASY5 (IEEE/IEC/ANSI C63.19-2007)

DASY5 Configuration:

- Probe: ES3DV3 - SN3225; ConvF(5.26, 5.26, 5.26); Calibrated: 1/13/2011
- Sensor-Surface: 3mm (Mechanical Surface Detection)
- Electronics: DAE3 Sn473; Calibrated: 1/21/2011
- Phantom: SAM 1; Type: SAM 4.0; Serial: 1076
- Measurement SW: DASY52, Version 52.6 (2); SEMCAD X Version 14.4.4 (2829)

**Configuration/Touch position -/Area Scan (51x81x1):** Measurement grid:  
dx=15mm, dy=15mm

[Info: Interpolated medium parameters used for SAR evaluation.](#)

Maximum value of SAR (interpolated) = 1.299 mW/g

**Configuration/Touch position -/Zoom Scan (5x5x7) (5x5x7)/Cube 0:**

Measurement grid: dx=7.5mm, dy=7.5mm, dz=5mm


Reference Value = 7.801 V/m; Power Drift = 0.24 dB

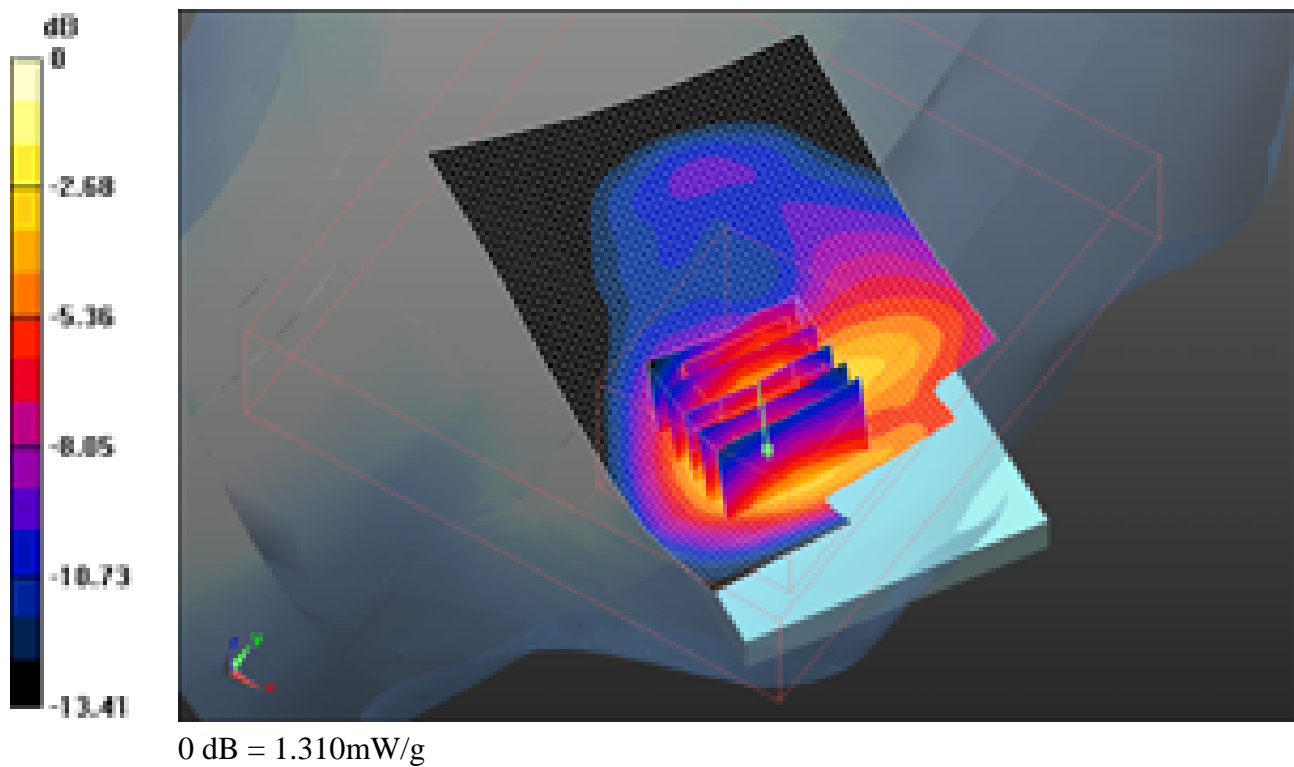
Peak SAR (extrapolated) = 1.885 W/kg


**SAR(1 g) = 1.19 mW/g; SAR(10 g) = 0.674 mW/g**

[Info: Interpolated medium parameters used for SAR evaluation.](#)

Maximum value of SAR (measured) = 1.310 mW/g

	Document <b>Appendix B for the BlackBerry® Smartphone Model RDR61CW/RDF31CW</b> <b>SAR Report</b>			Page <b>37(129)</b>
Author Data <b>Andrew Becker</b>	Dates of Test <b>May 3 – June 28, 2011</b> <b>August 31 – October 05, 2011</b>	Test Report No <b>RTS-2604-1106-84A</b>	FCC ID: <b>L6ARDR60CW</b> <b>L6ARDF30CW</b>	IC ID <b>2503A-RDR60CW</b> <b>2503A-RDF30CW</b>



	Document <b>Appendix B for the BlackBerry® Smartphone Model RDR61CW/RDF31CW</b> <b>SAR Report</b>			Page <b>38(129)</b>
Author Data <b>Andrew Becker</b>	Dates of Test <b>May 3 – June 28, 2011</b> <b>August 31 – October 05, 2011</b>	Test Report No <b>RTS-2604-1106-84A</b>	FCC ID: <b>L6ARDR60CW</b> <b>L6ARDF30CW</b>	IC ID <b>2503A-RDR60CW</b> <b>2503A-RDF30CW</b>

Date/Time: 5/3/2011 5:08:23 PM, Date/Time: 5/3/2011 5:13:26 PM

Test Laboratory: RIM Testing Services

**LeftHandSide\_EDGE1900\_mid\_chan\_amb\_temp\_23.2\_liq\_temp\_22.2C**

**DUT: BlackBerry Smartphone; Type: Sample ; Serial: 32E4DEC7**

Communication System: EDGE 1900; Frequency: 1880 MHz; Communication System  
PAR: 6.232 dB

Medium parameters used:  $f = 1880 \text{ MHz}$ ;  $\sigma = 1.335 \text{ mho/m}$ ;  $\epsilon_r = 38.14$ ;  $\rho = 1000 \text{ kg/m}^3$

Phantom section: Left Section

Measurement Standard: DASY5 (IEEE/IEC/ANSI C63.19-2007)

DASY5 Configuration:

- Probe: ES3DV3 - SN3225; ConvF(5.26, 5.26, 5.26); Calibrated: 1/13/2011
- Sensor-Surface: 3mm (Mechanical Surface Detection)
- Electronics: DAE3 Sn473; Calibrated: 1/21/2011
- Phantom: SAM 1; Type: SAM 4.0; Serial: 1076
- Measurement SW: DASY52, Version 52.6 (2); SEMCAD X Version 14.4.4 (2829)

**Configuration/Touch position -/Area Scan (51x81x1):** Measurement grid:

$dx=15\text{mm}$ ,  $dy=15\text{mm}$

Maximum value of SAR (interpolated) = 1.235 mW/g

**Configuration/Touch position -/Zoom Scan (5x5x7) (5x5x7)/Cube 0:**


Measurement grid:  $dx=7.5\text{mm}$ ,  $dy=7.5\text{mm}$ ,  $dz=5\text{mm}$

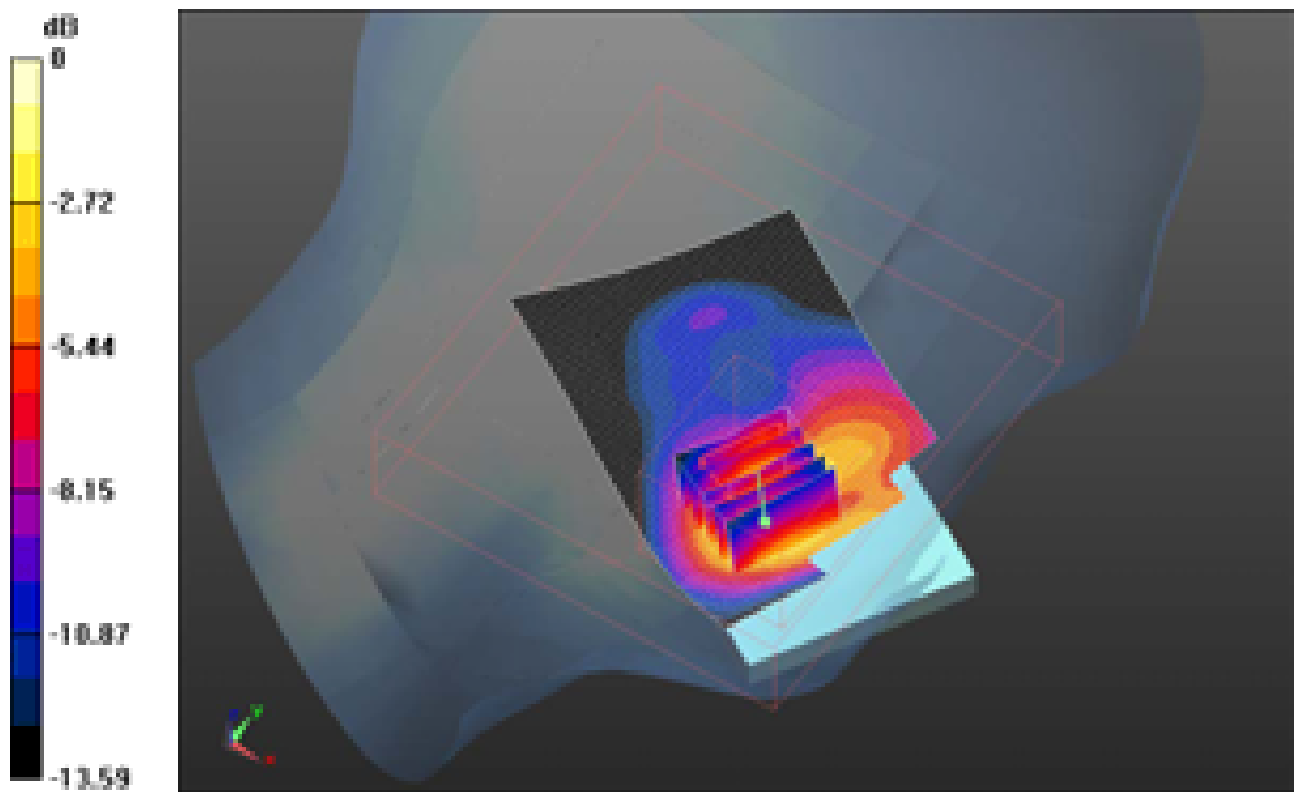
Reference Value = 7.799 V/m; Power Drift = -0.02 dB

Peak SAR (extrapolated) = 1.802 W/kg


**SAR(1 g) = 1.14 mW/g; SAR(10 g) = 0.636 mW/g**

Maximum value of SAR (measured) = 1.257 mW/g

	Document <b>Appendix B for the BlackBerry® Smartphone Model RDR61CW/RDF31CW</b> <b>SAR Report</b>			Page <b>39(129)</b>
Author Data <b>Andrew Becker</b>	Dates of Test <b>May 3 – June 28, 2011</b> <b>August 31 – October 05, 2011</b>	Test Report No <b>RTS-2604-1106-84A</b>	FCC ID: <b>L6ARDR60CW</b> <b>L6ARDF30CW</b>	IC ID <b>2503A-RDR60CW</b> <b>2503A-RDF30CW</b>



0 dB = 1.260mW/g

	Document <b>Appendix B for the BlackBerry® Smartphone Model RDR61CW/RDF31CW</b> <b>SAR Report</b>			Page <b>40(129)</b>
Author Data <b>Andrew Becker</b>	Dates of Test <b>May 3 – June 28, 2011</b> <b>August 31 – October 05, 2011</b>	Test Report No <b>RTS-2604-1106-84A</b>	FCC ID: <b>L6ARDR60CW</b> <b>L6ARDF30CW</b>	IC ID <b>2503A-RDR60CW</b> <b>2503A-RDF30CW</b>

Date/Time: 5/3/2011 5:31:39 PM, Date/Time: 5/3/2011 5:36:43 PM

Test Laboratory: RIM Testing Services

**LeftHandSide\_EDGE1900\_high\_chan\_amb\_temp\_23.3\_liq\_temp\_22.3C**

**DUT: BlackBerry Smartphone; Type: Sample ; Serial: 32E4DEC7**

Communication System: EDGE 1900; Frequency: 1909.8 MHz; Communication System  
PAR: 6.232 dB

Medium parameters used:  $f = 1910 \text{ MHz}$ ;  $\sigma = 1.364 \text{ mho/m}$ ;  $\epsilon_r = 38.041$ ;  $\rho = 1000 \text{ kg/m}^3$

Phantom section: Left Section

Measurement Standard: DASYS (IEEE/IEC/ANSI C63.19-2007)

DASY5 Configuration:

- Probe: ES3DV3 - SN3225; ConvF(5.26, 5.26, 5.26); Calibrated: 1/13/2011
- Sensor-Surface: 3mm (Mechanical Surface Detection)
- Electronics: DAE3 Sn473; Calibrated: 1/21/2011
- Phantom: SAM 1; Type: SAM 4.0; Serial: 1076
- Measurement SW: DASY52, Version 52.6 (2); SEMCAD X Version 14.4.4 (2829)

**Configuration/Touch position -/Area Scan (51x81x1):** Measurement grid:

$dx=15\text{mm}$ ,  $dy=15\text{mm}$

Maximum value of SAR (interpolated) = 1.158 mW/g

**Configuration/Touch position -/Zoom Scan (5x5x7) (5x5x7)/Cube 0:**

Measurement grid:  $dx=7.5\text{mm}$ ,  $dy=7.5\text{mm}$ ,  $dz=5\text{mm}$


Reference Value = 7.645 V/m; Power Drift = 0.0022 dB

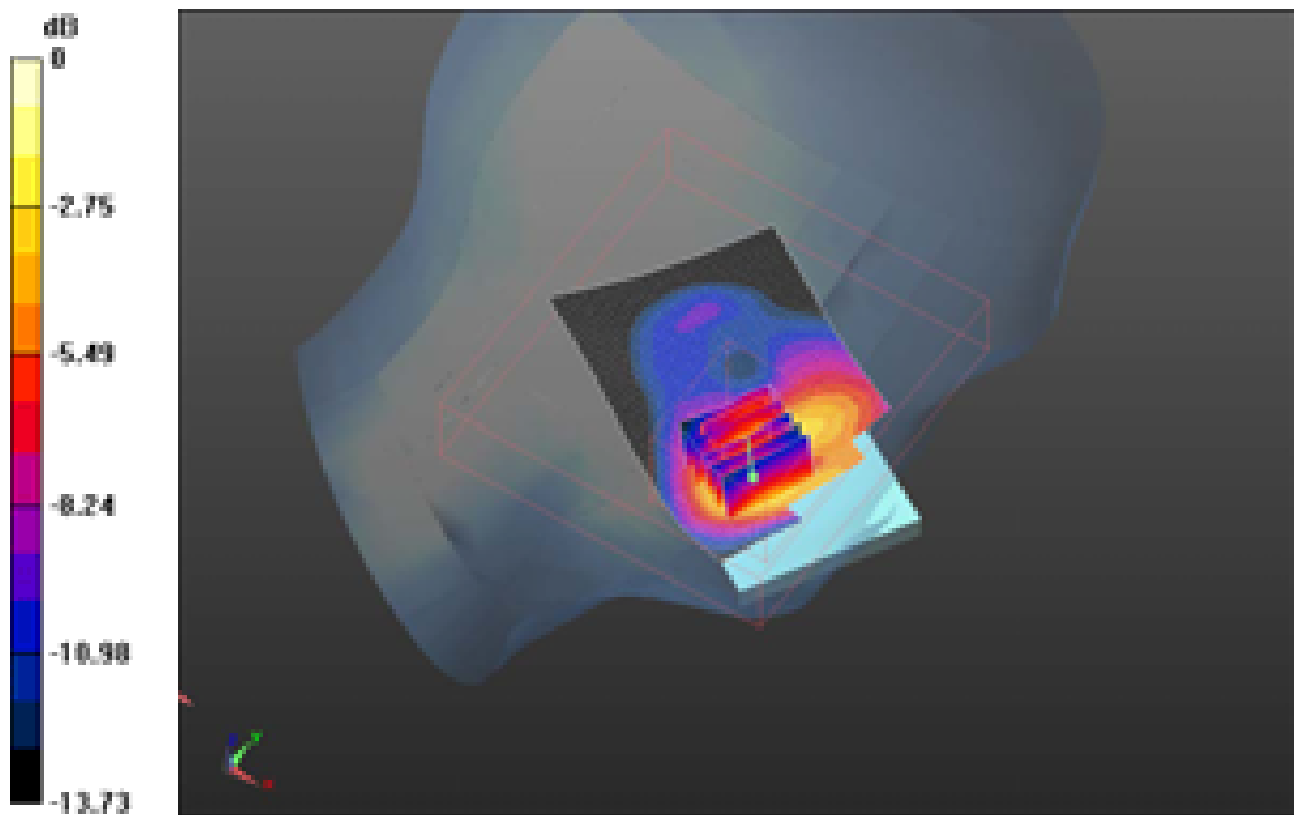
Peak SAR (extrapolated) = 1.742 W/kg

**SAR(1 g) = 1.09 mW/g; SAR(10 g) = 0.607 mW/g**


Maximum value of SAR (measured) = 1.203 mW/g



	Document <b>Appendix B for the BlackBerry® Smartphone Model RDR61CW/RDF31CW</b> <b>SAR Report</b>			Page <b>41(129)</b>
Author Data <b>Andrew Becker</b>	Dates of Test <b>May 3 – June 28, 2011</b> <b>August 31 – October 05, 2011</b>	Test Report No <b>RTS-2604-1106-84A</b>	FCC ID: <b>L6ARDR60CW</b> <b>L6ARDF30CW</b>	IC ID <b>2503A-RDR60CW</b> <b>2503A-RDF30CW</b>



0 dB = 1.200mW/g

	Document <b>Appendix B for the BlackBerry® Smartphone Model RDR61CW/RDF31CW</b> <b>SAR Report</b>			Page <b>42(129)</b>
Author Data <b>Andrew Becker</b>	Dates of Test <b>May 3 – June 28, 2011</b> <b>August 31 – October 05, 2011</b>	Test Report No <b>RTS-2604-1106-84A</b>	FCC ID: <b>L6ARDR60CW</b> <b>L6ARDF30CW</b>	IC ID <b>2503A-RDR60CW</b> <b>2503A-RDF30CW</b>

Date/Time: 5/4/2011 10:22:37 AM, Date/Time: 5/4/2011 10:27:39 AM

Test Laboratory: RIM Testing Services

## LeftHandSide\_GSM1900\_low\_chan\_amb\_temp\_23.2\_liq\_temp\_22.2C

**DUT: BlackBerry Smartphone; Type: Sample ; Serial: 32E4DEC7**

Communication System: GSM 1900; Frequency: 1850.2 MHz; Communication System

PAR: 9.191 dB

Medium parameters used (interpolated):  $f = 1850.2 \text{ MHz}$ ;  $\sigma = 1.304 \text{ mho/m}$ ;  $\epsilon_r = 38.282$ ;  
 $\rho = 1000 \text{ kg/m}^3$

Phantom section: Left Section

Measurement Standard: DASY5 (IEEE/IEC/ANSI C63.19-2007)

DASY5 Configuration:

- Probe: ES3DV3 - SN3225; ConvF(5.26, 5.26, 5.26); Calibrated: 1/13/2011
- Sensor-Surface: 3mm (Mechanical Surface Detection)
- Electronics: DAE3 Sn473; Calibrated: 1/21/2011
- Phantom: SAM 1; Type: SAM 4.0; Serial: 1076
- Measurement SW: DASY52, Version 52.6 (2); SEMCAD X Version 14.4.4 (2829)

**Configuration/Touch position -/Area Scan (51x81x1):** Measurement grid:  
dx=15mm, dy=15mm

[Info: Interpolated medium parameters used for SAR evaluation.](#)

Maximum value of SAR (interpolated) = 0.940 mW/g

**Configuration/Touch position -/Zoom Scan (5x5x7) (5x5x7)/Cube 0:**

Measurement grid: dx=7.5mm, dy=7.5mm, dz=5mm


Reference Value = 8.086 V/m; Power Drift = 0.24 dB

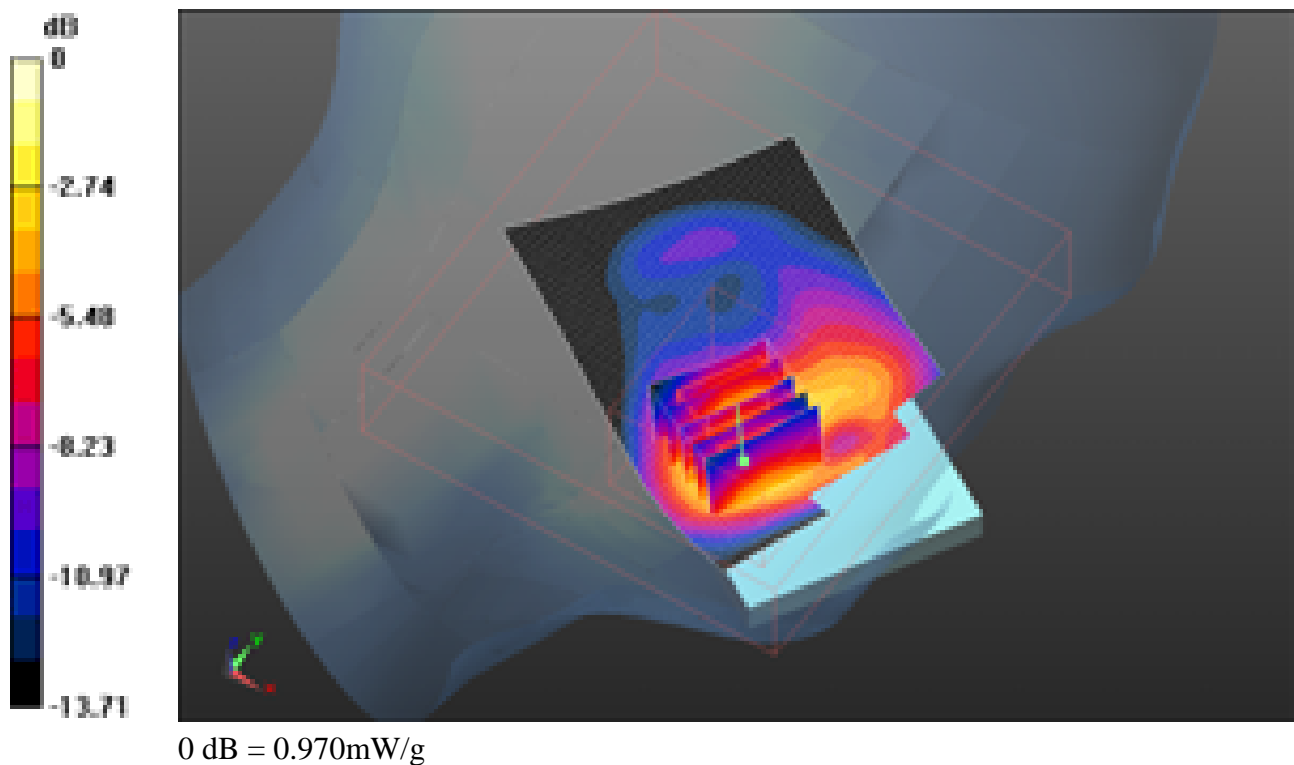
Peak SAR (extrapolated) = 1.364 W/kg


**SAR(1 g) = 0.886 mW/g; SAR(10 g) = 0.504 mW/g**

[Info: Interpolated medium parameters used for SAR evaluation.](#)

Maximum value of SAR (measured) = 0.973 mW/g

	Document <b>Appendix B for the BlackBerry® Smartphone Model RDR61CW/RDF31CW</b> <b>SAR Report</b>			Page <b>43(129)</b>
Author Data <b>Andrew Becker</b>	Dates of Test <b>May 3 – June 28, 2011</b> <b>August 31 – October 05, 2011</b>	Test Report No <b>RTS-2604-1106-84A</b>	FCC ID: <b>L6ARDR60CW</b> <b>L6ARDF30CW</b>	IC ID <b>2503A-RDR60CW</b> <b>2503A-RDF30CW</b>



	Document <b>Appendix B for the BlackBerry® Smartphone Model RDR61CW/RDF31CW</b> <b>SAR Report</b>			Page <b>44(129)</b>
Author Data <b>Andrew Becker</b>	Dates of Test <b>May 3 – June 28, 2011</b> <b>August 31 – October 05, 2011</b>	Test Report No <b>RTS-2604-1106-84A</b>	FCC ID: <b>L6ARDR60CW</b> <b>L6ARDF30CW</b>	IC ID <b>2503A-RDR60CW</b> <b>2503A-RDF30CW</b>

Date/Time: 5/4/2011 9:27:43 AM, Date/Time: 5/4/2011 9:32:45 AM

Test Laboratory: RIM Testing Services

**LeftHandSide\_Tilt\_EDGE1900\_mid\_chan\_amb\_temp\_23.2\_liq\_temp\_22.2C**

**DUT: BlackBerry Smartphone; Type: Sample ; Serial: 32E4DEC7**

Communication System: EDGE 1900; Frequency: 1880 MHz; Communication System  
PAR: 6.232 dB

Medium parameters used:  $f = 1880 \text{ MHz}$ ;  $\sigma = 1.335 \text{ mho/m}$ ;  $\epsilon_r = 38.14$ ;  $\rho = 1000 \text{ kg/m}^3$

Phantom section: Left Section

Measurement Standard: DASYS (IEEE/IEC/ANSI C63.19-2007)

DASY5 Configuration:

- Probe: ES3DV3 - SN3225; ConvF(5.26, 5.26, 5.26); Calibrated: 1/13/2011
- Sensor-Surface: 3mm (Mechanical Surface Detection)
- Electronics: DAE3 Sn473; Calibrated: 1/21/2011
- Phantom: SAM 1; Type: SAM 4.0; Serial: 1076
- Measurement SW: DASY52, Version 52.6 (2); SEMCAD X Version 14.4.4 (2829)

**Configuration/Touch position -/Area Scan (51x81x1):** Measurement grid:  
dx=15mm, dy=15mm

Maximum value of SAR (interpolated) = 0.291 mW/g

**Configuration/Touch position -/Zoom Scan (5x5x7) (5x5x7)/Cube 0:**


Measurement grid: dx=7.5mm, dy=7.5mm, dz=5mm

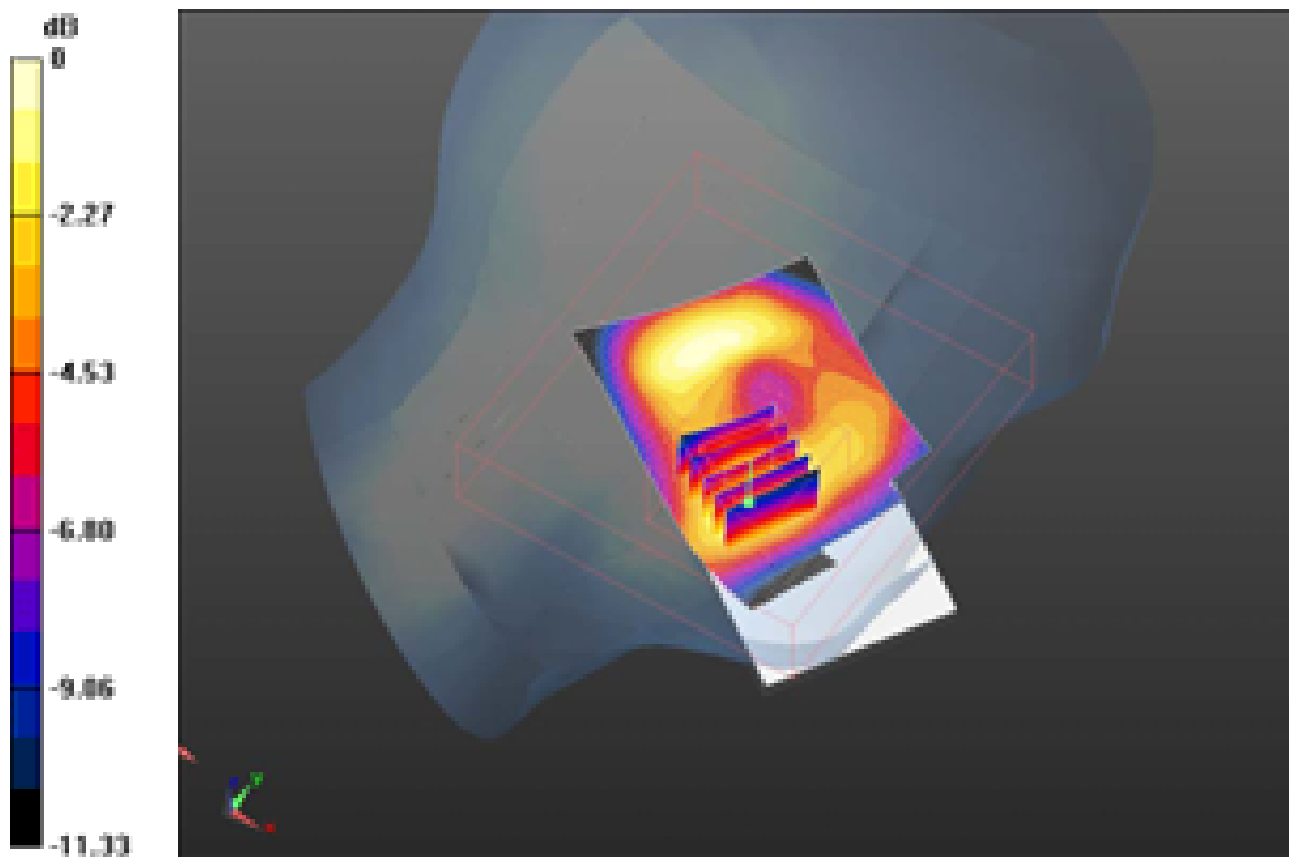
Reference Value = 15.023 V/m; Power Drift = 0.16 dB

Peak SAR (extrapolated) = 0.412 W/kg


**SAR(1 g) = 0.279 mW/g; SAR(10 g) = 0.174 mW/g**

Maximum value of SAR (measured) = 0.305 mW/g

	Document <b>Appendix B for the BlackBerry® Smartphone Model RDR61CW/RDF31CW</b> <b>SAR Report</b>			Page <b>45(129)</b>
Author Data <b>Andrew Becker</b>	Dates of Test <b>May 3 – June 28, 2011</b> <b>August 31 – October 05, 2011</b>	Test Report No <b>RTS-2604-1106-84A</b>	FCC ID: <b>L6ARDR60CW</b> <b>L6ARDF30CW</b>	IC ID <b>2503A-RDR60CW</b> <b>2503A-RDF30CW</b>



0 dB = 0.300mW/g

	Document <b>Appendix B for the BlackBerry® Smartphone Model RDR61CW/RDF31CW</b> <b>SAR Report</b>			Page <b>46(129)</b>
Author Data <b>Andrew Becker</b>	Dates of Test <b>May 3 – June 28, 2011</b> <b>August 31 – October 05, 2011</b>	Test Report No <b>RTS-2604-1106-84A</b>	FCC ID: <b>L6ARDR60CW</b> <b>L6ARDF30CW</b>	IC ID <b>2503A-RDR60CW</b> <b>2503A-RDF30CW</b>

Date/Time: 5/30/2011 6:47:09 PM, Date/Time: 5/30/2011 6:52:18 PM

Test Laboratory: RIM Testing Services

**RightHandSide\_CDMA850\_low\_chan\_amb\_temp\_23.9\_liq\_temp\_22.4C**

**DUT: BlackBerry Smartphone; Type: Sample ; Serial: 32E4DEC7**


Communication System: CDMA 850; Communication System Band: CDMA 2000  
Cellular; Frequency: 824.7 MHz; Communication System PAR: 0 dB  
Medium parameters used:  $f = 825 \text{ MHz}$ ;  $\sigma = 0.884 \text{ mho/m}$ ;  $\epsilon_r = 40.924$ ;  $\rho = 1000 \text{ kg/m}^3$   
Phantom section: Right Section  
Measurement Standard: DASY5 (IEEE/IEC/ANSI C63.19-2007)

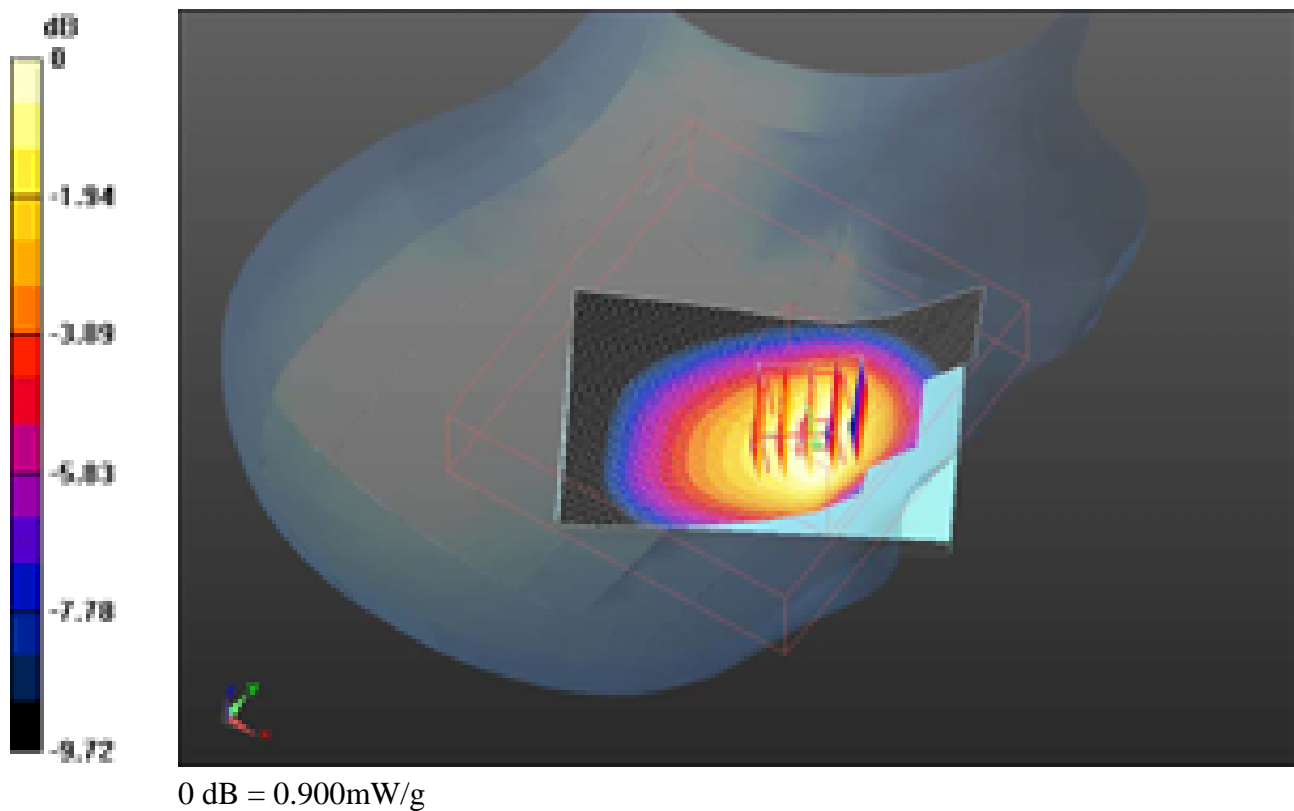
DASY5 Configuration:


- Probe: ES3DV3 - SN3225; ConvF(6.47, 6.47, 6.47); Calibrated: 1/13/2011
- Sensor-Surface: 3mm (Mechanical Surface Detection)
- Electronics: DAE3 Sn472; Calibrated: 3/7/2011
- Phantom: SAM 1; Type: SAM 4.0; Serial: 1076
- Measurement SW: DASY52, Version 52.6 (2); SEMCAD X Version 14.4.4 (2829)

**Configuration/Touch position -/Area Scan (51x81x1):** Measurement grid:  
dx=15mm, dy=15mm  
Maximum value of SAR (interpolated) = 0.935 mW/g

**Configuration/Touch position -/Zoom Scan (5x5x7) (5x5x7)/Cube 0:**  
Measurement grid: dx=7.5mm, dy=7.5mm, dz=5mm  
Reference Value = 11.049 V/m; Power Drift = -0.0068 dB  
Peak SAR (extrapolated) = 1.120 W/kg  
**SAR(1 g) = 0.855 mW/g; SAR(10 g) = 0.618 mW/g**  
Maximum value of SAR (measured) = 0.904 mW/g

	Document <b>Appendix B for the BlackBerry® Smartphone Model RDR61CW/RDF31CW</b> <b>SAR Report</b>			Page <b>47(129)</b>
Author Data <b>Andrew Becker</b>	Dates of Test <b>May 3 – June 28, 2011</b> <b>August 31 – October 05, 2011</b>	Test Report No <b>RTS-2604-1106-84A</b>	FCC ID: <b>L6ARDR60CW</b> <b>L6ARDF30CW</b>	IC ID <b>2503A-RDR60CW</b> <b>2503A-RDF30CW</b>



	Document <b>Appendix B for the BlackBerry® Smartphone Model RDR61CW/RDF31CW</b> <b>SAR Report</b>			Page <b>48(129)</b>
Author Data <b>Andrew Becker</b>	Dates of Test <b>May 3 – June 28, 2011</b> <b>August 31 – October 05, 2011</b>	Test Report No <b>RTS-2604-1106-84A</b>	FCC ID: <b>L6ARDR60CW</b> <b>L6ARDF30CW</b>	IC ID <b>2503A-RDR60CW</b> <b>2503A-RDF30CW</b>

Date/Time: 5/30/2011 6:07:25 PM, Date/Time: 5/30/2011 6:12:34 PM

Test Laboratory: RIM Testing Services

**RightHandSide\_CDMA850\_mid\_chan\_amb\_temp\_23.8\_liq\_temp\_22.3C**

**DUT: BlackBerry Smartphone; Type: Sample ; Serial: 32E4DEC7**

Communication System: CDMA 850; Communication System Band: CDMA 2000  
Cellular; Frequency: 836.52 MHz; Communication System PAR: 0 dB  
Medium parameters used (interpolated):  $f = 836.52 \text{ MHz}$ ;  $\sigma = 0.895 \text{ mho/m}$ ;  $\epsilon_r = 40.789$ ;  
 $\rho = 1000 \text{ kg/m}^3$   
Phantom section: Right Section  
Measurement Standard: DASY5 (IEEE/IEC/ANSI C63.19-2007)

DASY5 Configuration:

- Probe: ES3DV3 - SN3225; ConvF(6.47, 6.47, 6.47); Calibrated: 1/13/2011
- Sensor-Surface: 3mm (Mechanical Surface Detection)
- Electronics: DAE3 Sn472; Calibrated: 3/7/2011
- Phantom: SAM 1; Type: SAM 4.0; Serial: 1076
- Measurement SW: DASY52, Version 52.6 (2); SEMCAD X Version 14.4.4 (2829)

**Configuration/Touch position -/Area Scan (51x81x1):** Measurement grid:  
dx=15mm, dy=15mm

[Info: Interpolated medium parameters used for SAR evaluation.](#)

Maximum value of SAR (interpolated) = 0.901 mW/g


**Configuration/Touch position -/Zoom Scan (5x5x7) (5x5x7)/Cube 0:**

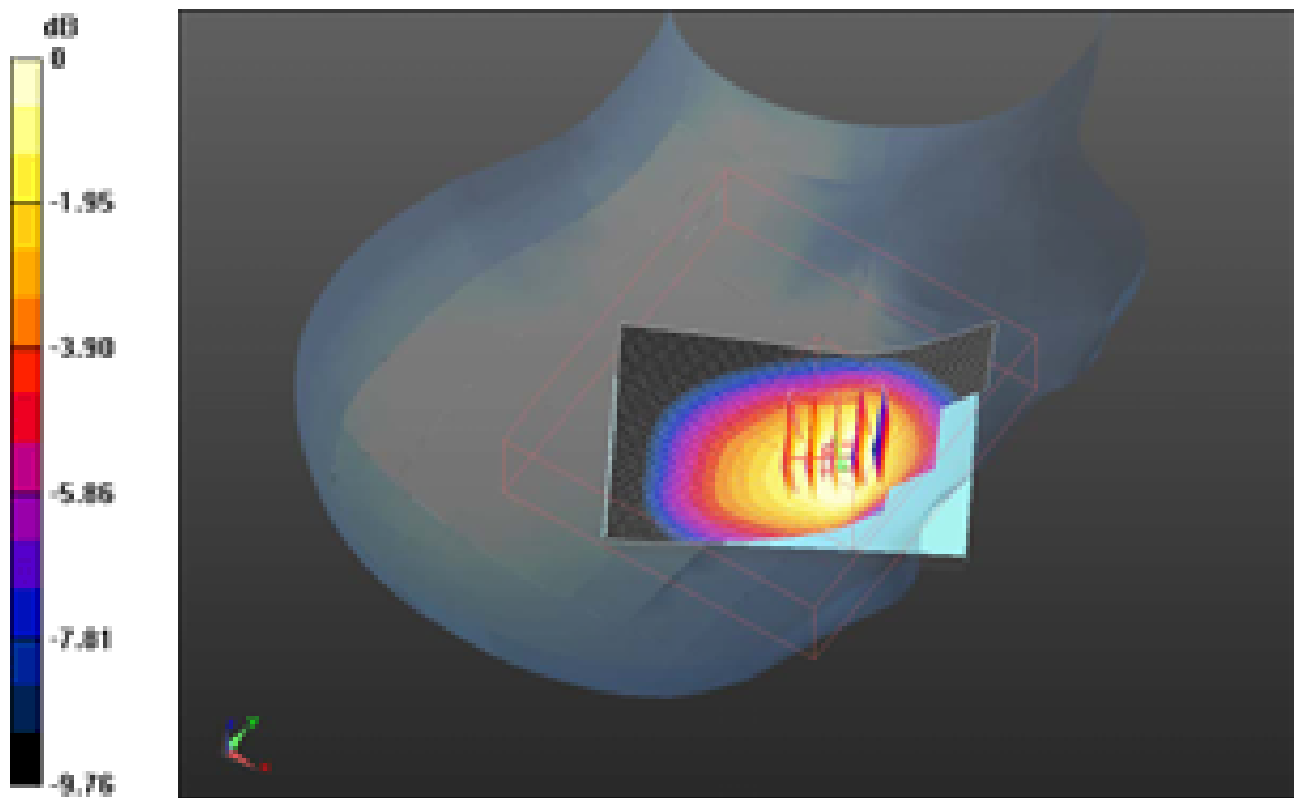
Measurement grid: dx=7.5mm, dy=7.5mm, dz=5mm  
Reference Value = 11.467 V/m; Power Drift = -0.38 dB  
Peak SAR (extrapolated) = 1.060 W/kg  
**SAR(1 g) = 0.796 mW/g; SAR(10 g) = 0.580 mW/g**

[Info: Interpolated medium parameters used for SAR evaluation.](#)


Maximum value of SAR (measured) = 0.841 mW/g



	Document <b>Appendix B for the BlackBerry® Smartphone Model RDR61CW/RDF31CW</b> <b>SAR Report</b>			Page <b>49(129)</b>
Author Data <b>Andrew Becker</b>	Dates of Test <b>May 3 – June 28, 2011</b> <b>August 31 – October 05, 2011</b>	Test Report No <b>RTS-2604-1106-84A</b>	FCC ID: <b>L6ARDR60CW</b> <b>L6ARDF30CW</b>	IC ID <b>2503A-RDR60CW</b> <b>2503A-RDF30CW</b>



0 dB = 0.840mW/g

	Document <b>Appendix B for the BlackBerry® Smartphone Model RDR61CW/RDF31CW</b> <b>SAR Report</b>			Page <b>50(129)</b>
Author Data <b>Andrew Becker</b>	Dates of Test <b>May 3 – June 28, 2011</b> <b>August 31 – October 05, 2011</b>	Test Report No <b>RTS-2604-1106-84A</b>	FCC ID: <b>L6ARDR60CW</b> <b>L6ARDF30CW</b>	IC ID <b>2503A-RDR60CW</b> <b>2503A-RDF30CW</b>

Date/Time: 5/30/2011 6:58:58 PM, Date/Time: 5/30/2011 7:04:06 PM

Test Laboratory: RIM Testing Services

**RightHandSide\_CDMA850\_high\_chan\_amb\_temp\_23.9\_liq\_temp\_22.4C**

**DUT: BlackBerry Smartphone; Type: Sample ; Serial: 32E4DEC7**

Communication System: CDMA 850; Communication System Band: CDMA 2000  
Cellular; Frequency: 848.52 MHz; Communication System PAR: 0 dB  
Medium parameters used (interpolated):  $f = 848.52 \text{ MHz}$ ;  $\sigma = 0.905 \text{ mho/m}$ ;  $\epsilon_r = 40.648$ ;  
 $\rho = 1000 \text{ kg/m}^3$   
Phantom section: Right Section  
Measurement Standard: DASY5 (IEEE/IEC/ANSI C63.19-2007)

DASY5 Configuration:

- Probe: ES3DV3 - SN3225; ConvF(6.47, 6.47, 6.47); Calibrated: 1/13/2011
- Sensor-Surface: 3mm (Mechanical Surface Detection)
- Electronics: DAE3 Sn472; Calibrated: 3/7/2011
- Phantom: SAM 1; Type: SAM 4.0; Serial: 1076
- Measurement SW: DASY52, Version 52.6 (2); SEMCAD X Version 14.4.4 (2829)

**Configuration/Touch position -/Area Scan (51x81x1):** Measurement grid:  
dx=15mm, dy=15mm

[Info: Interpolated medium parameters used for SAR evaluation.](#)


Maximum value of SAR (interpolated) = 0.822 mW/g

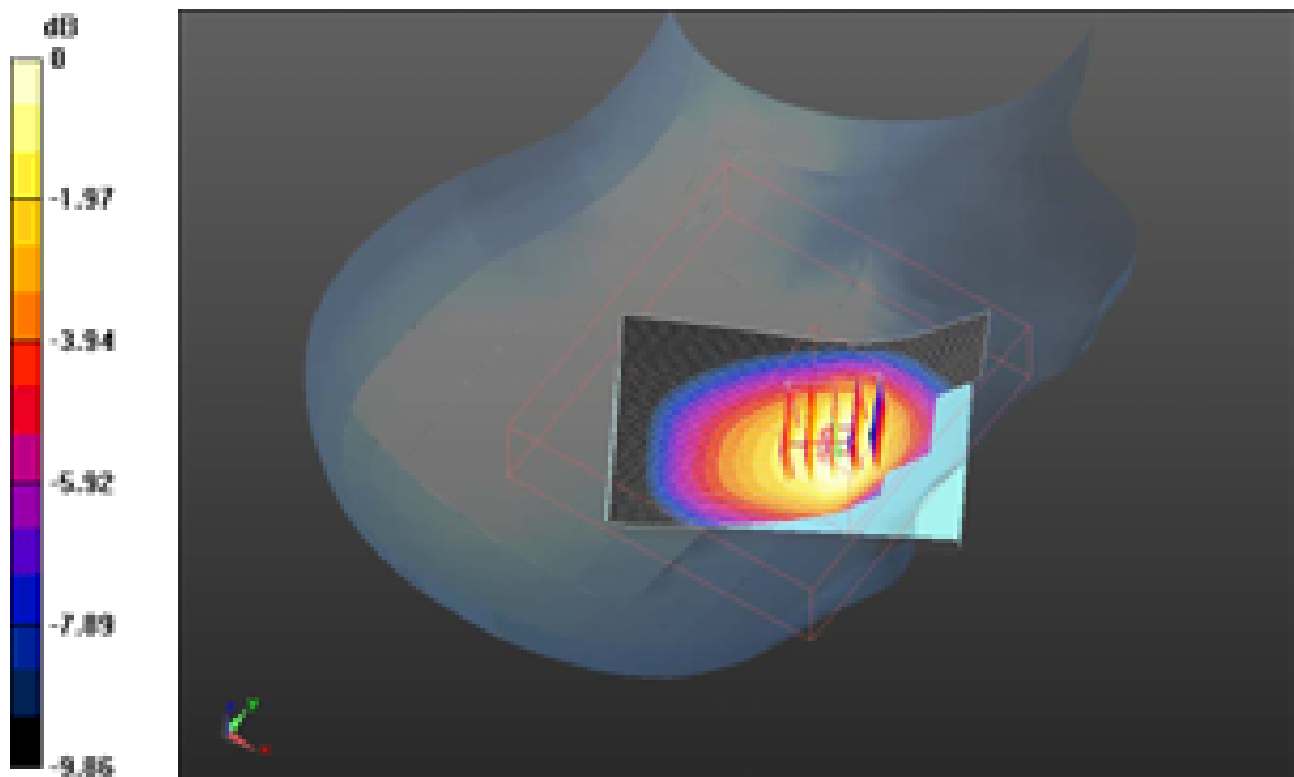
**Configuration/Touch position -/Zoom Scan (5x5x7) (5x5x7)/Cube 0:**

Measurement grid: dx=7.5mm, dy=7.5mm, dz=5mm  
Reference Value = 10.903 V/m; Power Drift = 0.04 dB  
Peak SAR (extrapolated) = 0.983 W/kg  
**SAR(1 g) = 0.759 mW/g; SAR(10 g) = 0.546 mW/g**


[Info: Interpolated medium parameters used for SAR evaluation.](#)

Maximum value of SAR (measured) = 0.805 mW/g

	Document <b>Appendix B for the BlackBerry® Smartphone Model RDR61CW/RDF31CW</b> <b>SAR Report</b>			Page <b>51(129)</b>
Author Data <b>Andrew Becker</b>	Dates of Test <b>May 3 – June 28, 2011</b> <b>August 31 – October 05, 2011</b>	Test Report No <b>RTS-2604-1106-84A</b>	FCC ID: <b>L6ARDR60CW</b> <b>L6ARDF30CW</b>	IC ID <b>2503A-RDR60CW</b> <b>2503A-RDF30CW</b>



0 dB = 0.810mW/g

	Document <b>Appendix B for the BlackBerry® Smartphone Model RDR61CW/RDF31CW</b> <b>SAR Report</b>			Page <b>52(129)</b>
Author Data <b>Andrew Becker</b>	Dates of Test <b>May 3 – June 28, 2011</b> <b>August 31 – October 05, 2011</b>	Test Report No <b>RTS-2604-1106-84A</b>	FCC ID: <b>L6ARDR60CW</b> <b>L6ARDF30CW</b>	IC ID <b>2503A-RDR60CW</b> <b>2503A-RDF30CW</b>

Date/Time: 5/30/2011 7:12:38 PM, Date/Time: 5/30/2011 7:17:47 PM

Test Laboratory: RIM Testing Services

**RightHandSide\_Tilt\_CDMA850\_mid\_chan\_amb\_temp\_24.0\_liq\_temp\_22.5C**

**DUT: BlackBerry Smartphone; Type: Sample ; Serial: 32E4DEC7**

Communication System: CDMA 850; Communication System Band: CDMA 2000  
Cellular; Frequency: 836.52 MHz; Communication System PAR: 0 dB  
Medium parameters used (interpolated):  $f = 836.52 \text{ MHz}$ ;  $\sigma = 0.895 \text{ mho/m}$ ;  $\epsilon_r = 40.789$ ;  
 $\rho = 1000 \text{ kg/m}^3$   
Phantom section: Right Section  
Measurement Standard: DASY5 (IEEE/IEC/ANSI C63.19-2007)

DASY5 Configuration:


- Probe: ES3DV3 - SN3225; ConvF(6.47, 6.47, 6.47); Calibrated: 1/13/2011
- Sensor-Surface: 3mm (Mechanical Surface Detection)
- Electronics: DAE3 Sn472; Calibrated: 3/7/2011
- Phantom: SAM 1; Type: SAM 4.0; Serial: 1076
- Measurement SW: DASY52, Version 52.6 (2); SEMCAD X Version 14.4.4 (2829)

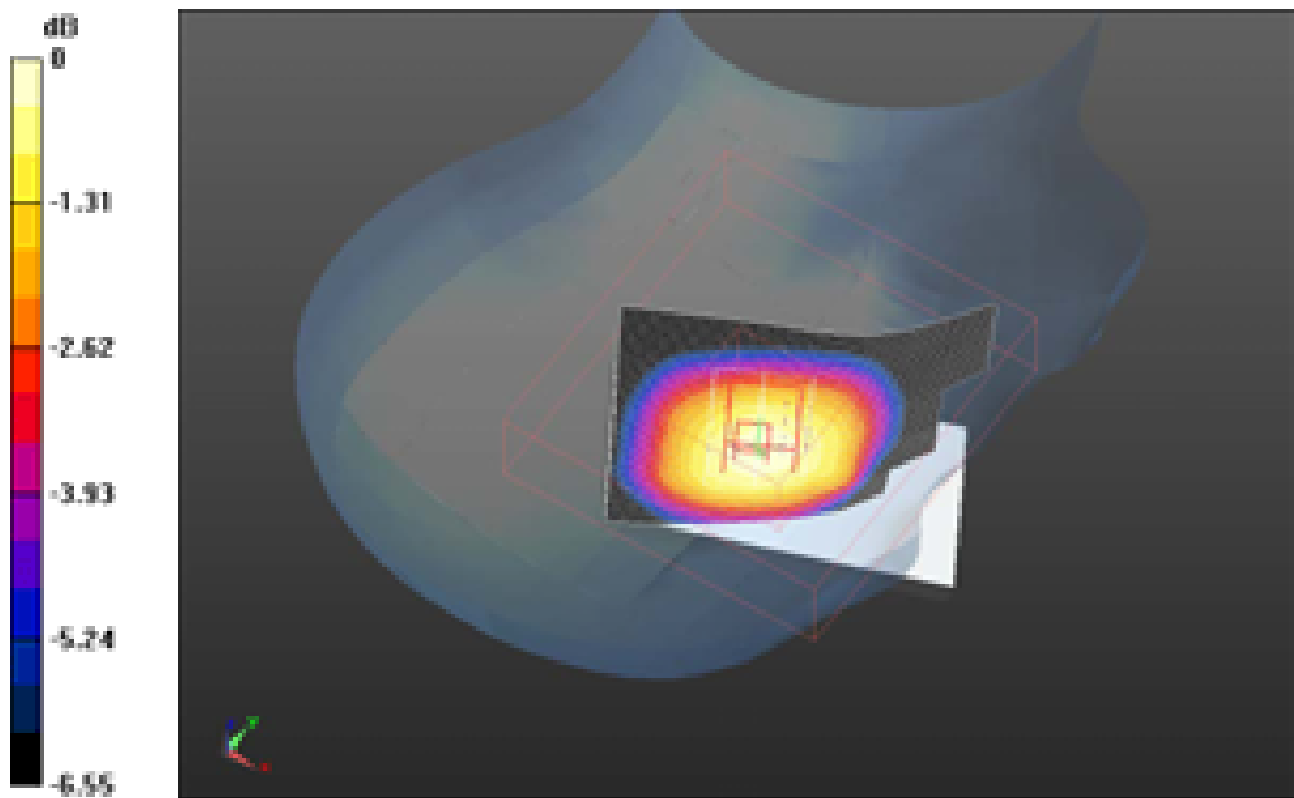
**Configuration/Touch position -/Area Scan (51x81x1):** Measurement grid:  
dx=15mm, dy=15mm

[Info: Interpolated medium parameters used for SAR evaluation.](#)  
Maximum value of SAR (interpolated) = 0.621 mW/g


**Configuration/Touch position -/Zoom Scan (5x5x7) (5x5x7)/Cube 0:**  
Measurement grid: dx=7.5mm, dy=7.5mm, dz=5mm  
Reference Value = 17.916 V/m; Power Drift = 0.03 dB  
Peak SAR (extrapolated) = 0.738 W/kg  
**SAR(1 g) = 0.596 mW/g; SAR(10 g) = 0.446 mW/g**

[Info: Interpolated medium parameters used for SAR evaluation.](#)  
Maximum value of SAR (measured) = 0.631 mW/g

	Document <b>Appendix B for the BlackBerry® Smartphone Model RDR61CW/RDF31CW</b> <b>SAR Report</b>			Page <b>53(129)</b>
Author Data <b>Andrew Becker</b>	Dates of Test <b>May 3 – June 28, 2011</b> <b>August 31 – October 05, 2011</b>	Test Report No <b>RTS-2604-1106-84A</b>	FCC ID: <b>L6ARDR60CW</b> <b>L6ARDF30CW</b>	IC ID <b>2503A-RDR60CW</b> <b>2503A-RDF30CW</b>



0 dB = 0.630mW/g

	Document <b>Appendix B for the BlackBerry® Smartphone Model RDR61CW/RDF31CW</b> <b>SAR Report</b>			Page <b>54(129)</b>
Author Data <b>Andrew Becker</b>	Dates of Test <b>May 3 – June 28, 2011</b> <b>August 31 – October 05, 2011</b>	Test Report No <b>RTS-2604-1106-84A</b>	FCC ID: <b>L6ARDR60CW</b> <b>L6ARDF30CW</b>	IC ID <b>2503A-RDR60CW</b> <b>2503A-RDF30CW</b>

Date/Time: 5/30/2011 8:02:55 PM, Date/Time: 5/30/2011 8:07:59 PM

Test Laboratory: RIM Testing Services

## LeftHandSide\_CDMA850\_low\_chan\_amb\_temp\_23.7\_liq\_temp\_22.4C

**DUT: BlackBerry Smartphone; Type: Sample ; Serial: 32E4DEC7**

Communication System: CDMA 850; Communication System Band: CDMA 2000  
Cellular; Frequency: 824.7 MHz; Communication System PAR: 0 dB  
Medium parameters used:  $f = 825 \text{ MHz}$ ;  $\sigma = 0.884 \text{ mho/m}$ ;  $\epsilon_r = 40.924$ ;  $\rho = 1000 \text{ kg/m}^3$   
Phantom section: Left Section  
Measurement Standard: DASY5 (IEEE/IEC/ANSI C63.19-2007)

DASY5 Configuration:

- Probe: ES3DV3 - SN3225; ConvF(6.47, 6.47, 6.47); Calibrated: 1/13/2011
- Sensor-Surface: 3mm (Mechanical Surface Detection)
- Electronics: DAE3 Sn472; Calibrated: 3/7/2011
- Phantom: SAM 1; Type: SAM 4.0; Serial: 1076
- Measurement SW: DASY52, Version 52.6 (2); SEMCAD X Version 14.4.4 (2829)

**Configuration/Touch position -/Area Scan (51x81x1):** Measurement grid:

$dx=15\text{mm}$ ,  $dy=15\text{mm}$

Maximum value of SAR (interpolated) = 0.956 mW/g

**Configuration/Touch position -/Zoom Scan (5x5x7) (6x6x7)/Cube 0:**


Measurement grid:  $dx=7.5\text{mm}$ ,  $dy=7.5\text{mm}$ ,  $dz=5\text{mm}$

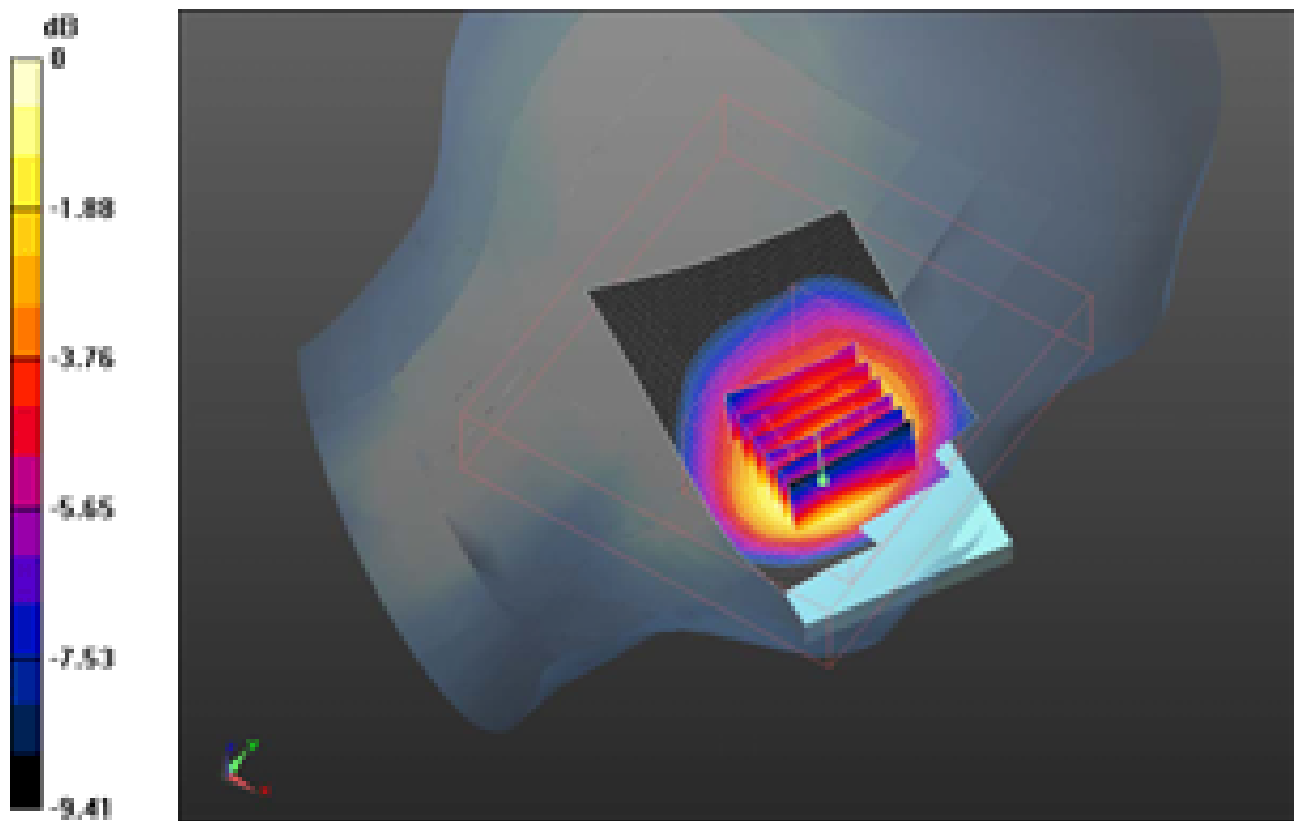
Reference Value = 9.323 V/m; Power Drift = 0.02 dB

Peak SAR (extrapolated) = 1.297 W/kg


**SAR(1 g) = 0.888 mW/g; SAR(10 g) = 0.599 mW/g**

Maximum value of SAR (measured) = 0.951 mW/g

	Document <b>Appendix B for the BlackBerry® Smartphone Model RDR61CW/RDF31CW</b> <b>SAR Report</b>			Page <b>55(129)</b>
Author Data <b>Andrew Becker</b>	Dates of Test <b>May 3 – June 28, 2011</b> <b>August 31 – October 05, 2011</b>	Test Report No <b>RTS-2604-1106-84A</b>	FCC ID: <b>L6ARDR60CW</b> <b>L6ARDF30CW</b>	IC ID <b>2503A-RDR60CW</b> <b>2503A-RDF30CW</b>



0 dB = 0.950mW/g

	Document <b>Appendix B for the BlackBerry® Smartphone Model RDR61CW/RDF31CW</b> <b>SAR Report</b>			Page <b>56(129)</b>
Author Data <b>Andrew Becker</b>	Dates of Test <b>May 3 – June 28, 2011</b> <b>August 31 – October 05, 2011</b>	Test Report No <b>RTS-2604-1106-84A</b>	FCC ID: <b>L6ARDR60CW</b> <b>L6ARDF30CW</b>	IC ID <b>2503A-RDR60CW</b> <b>2503A-RDF30CW</b>

Date/Time: 5/30/2011 7:50:56 PM, Date/Time: 5/30/2011 7:56:00 PM

Test Laboratory: RIM Testing Services

## LeftHandSide\_CDMA850\_mid\_chan\_amb\_temp\_23.8\_liq\_temp\_22.5C

**DUT: BlackBerry Smartphone; Type: Sample ; Serial: 32E4DEC7**

Communication System: CDMA 850; Communication System Band: CDMA 2000  
Cellular; Frequency: 836.52 MHz; Communication System PAR: 0 dB  
Medium parameters used (interpolated):  $f = 836.52 \text{ MHz}$ ;  $\sigma = 0.895 \text{ mho/m}$ ;  $\epsilon_r = 40.789$ ;  
 $\rho = 1000 \text{ kg/m}^3$   
Phantom section: Left Section  
Measurement Standard: DASY5 (IEEE/IEC/ANSI C63.19-2007)

DASY5 Configuration:

- Probe: ES3DV3 - SN3225; ConvF(6.47, 6.47, 6.47); Calibrated: 1/13/2011
- Sensor-Surface: 3mm (Mechanical Surface Detection)
- Electronics: DAE3 Sn472; Calibrated: 3/7/2011
- Phantom: SAM 1; Type: SAM 4.0; Serial: 1076
- Measurement SW: DASY52, Version 52.6 (2); SEMCAD X Version 14.4.4 (2829)

**Configuration/Touch position -/Area Scan (51x81x1):** Measurement grid:  
dx=15mm, dy=15mm

[Info: Interpolated medium parameters used for SAR evaluation.](#)

Maximum value of SAR (interpolated) = 0.939 mW/g


**Configuration/Touch position -/Zoom Scan (5x5x7) (5x5x7)/Cube 0:**

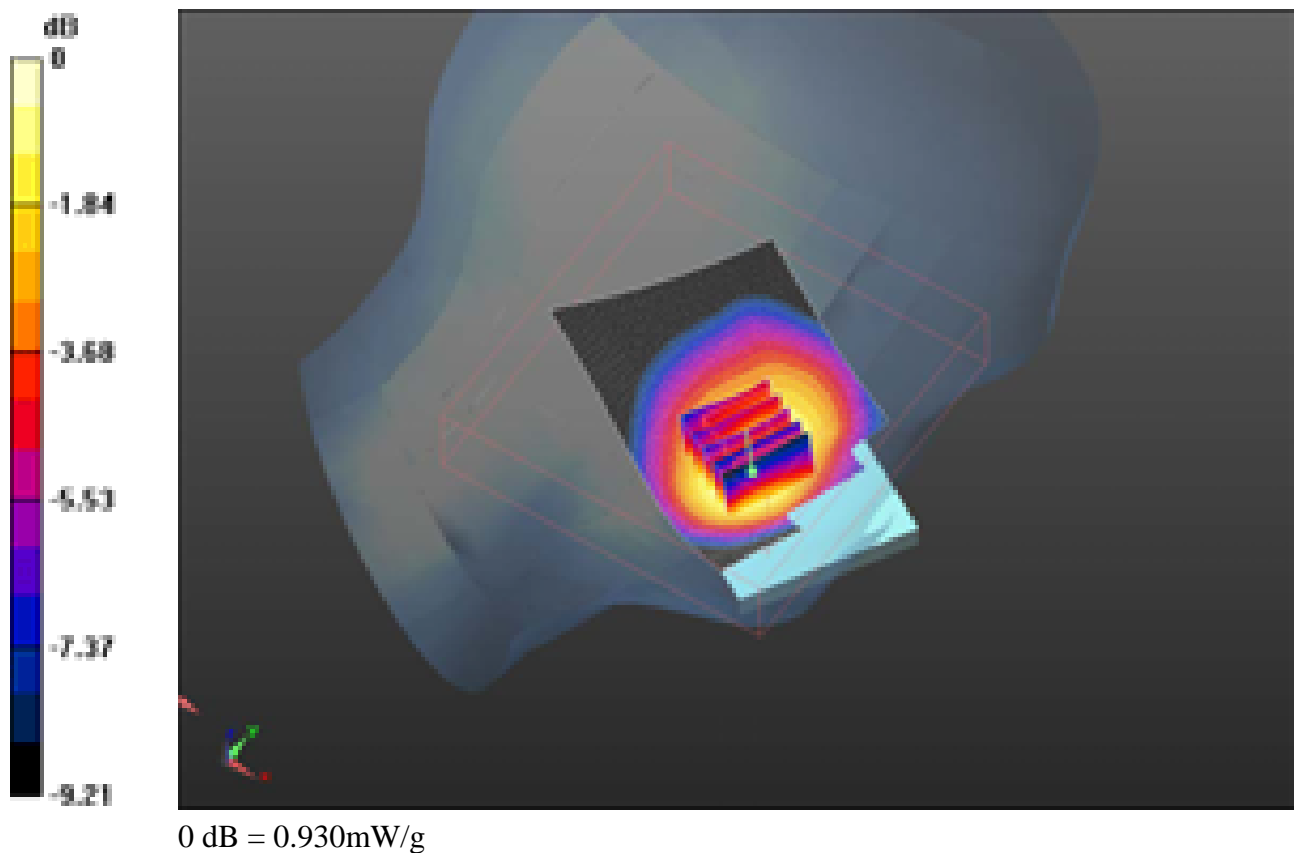
Measurement grid: dx=7.5mm, dy=7.5mm, dz=5mm  
Reference Value = 9.320 V/m; Power Drift = -0.09 dB  
Peak SAR (extrapolated) = 1.278 W/kg  
**SAR(1 g) = 0.870 mW/g; SAR(10 g) = 0.590 mW/g**


[Info: Interpolated medium parameters used for SAR evaluation.](#)

Maximum value of SAR (measured) = 0.929 mW/g



	Document <b>Appendix B for the BlackBerry® Smartphone Model RDR61CW/RDF31CW</b> <b>SAR Report</b>			Page <b>57(129)</b>
Author Data <b>Andrew Becker</b>	Dates of Test <b>May 3 – June 28, 2011</b> <b>August 31 – October 05, 2011</b>	Test Report No <b>RTS-2604-1106-84A</b>	FCC ID: <b>L6ARDR60CW</b> <b>L6ARDF30CW</b>	IC ID <b>2503A-RDR60CW</b> <b>2503A-RDF30CW</b>



	Document <b>Appendix B for the BlackBerry® Smartphone Model RDR61CW/RDF31CW</b> <b>SAR Report</b>				Page <b>58(129)</b>
Author Data <b>Andrew Becker</b>	Dates of Test <b>May 3 – June 28, 2011</b> <b>August 31 – October 05, 2011</b>	Test Report No <b>RTS-2604-1106-84A</b>	FCC ID: <b>L6ARDR60CW</b> <b>L6ARDF30CW</b>	IC ID <b>2503A-RDR60CW</b> <b>2503A-RDF30CW</b>	

Date/Time: 5/30/2011 8:17:22 PM, Date/Time: 5/30/2011 8:22:25 PM

Test Laboratory: RIM Testing Services

## LeftHandSide\_CDMA850\_high\_chan\_amb\_temp\_23.5\_liq\_temp\_22.2C

**DUT: BlackBerry Smartphone; Type: Sample ; Serial: 32E4DEC7**

Communication System: CDMA 850; Communication System Band: CDMA 2000  
Cellular; Frequency: 848.52 MHz; Communication System PAR: 0 dB  
Medium parameters used (interpolated):  $f = 848.52 \text{ MHz}$ ;  $\sigma = 0.905 \text{ mho/m}$ ;  $\epsilon_r = 40.648$ ;  
 $\rho = 1000 \text{ kg/m}^3$   
Phantom section: Left Section  
Measurement Standard: DASY5 (IEEE/IEC/ANSI C63.19-2007)

DASY5 Configuration:

- Probe: ES3DV3 - SN3225; ConvF(6.47, 6.47, 6.47); Calibrated: 1/13/2011
- Sensor-Surface: 3mm (Mechanical Surface Detection)
- Electronics: DAE3 Sn472; Calibrated: 3/7/2011
- Phantom: SAM 1; Type: SAM 4.0; Serial: 1076
- Measurement SW: DASY52, Version 52.6 (2); SEMCAD X Version 14.4.4 (2829)

**Configuration/Touch position -/Area Scan (51x81x1):** Measurement grid:  
dx=15mm, dy=15mm

[Info: Interpolated medium parameters used for SAR evaluation.](#)


Maximum value of SAR (interpolated) = 0.846 mW/g

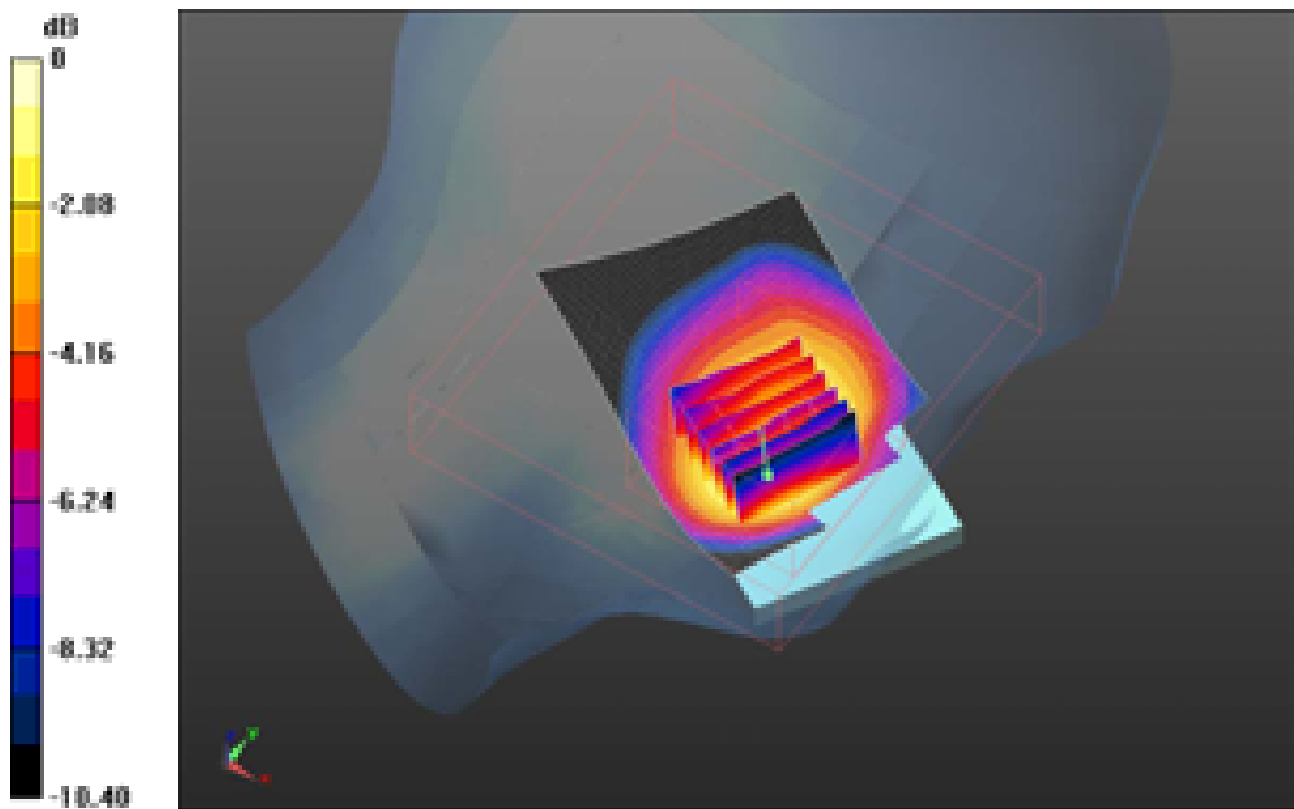
**Configuration/Touch position -/Zoom Scan (5x5x7) (6x6x7)/Cube 0:**

Measurement grid: dx=7.5mm, dy=7.5mm, dz=5mm  
Reference Value = 8.772 V/m; Power Drift = 0.02 dB  
Peak SAR (extrapolated) = 1.191 W/kg  
**SAR(1 g) = 0.790 mW/g; SAR(10 g) = 0.529 mW/g**


[Info: Interpolated medium parameters used for SAR evaluation.](#)

Maximum value of SAR (measured) = 0.844 mW/g

	Document <b>Appendix B for the BlackBerry® Smartphone Model RDR61CW/RDF31CW</b> <b>SAR Report</b>			Page <b>59(129)</b>
Author Data <b>Andrew Becker</b>	Dates of Test <b>May 3 – June 28, 2011</b> <b>August 31 – October 05, 2011</b>	Test Report No <b>RTS-2604-1106-84A</b>	FCC ID: <b>L6ARDR60CW</b> <b>L6ARDF30CW</b>	IC ID <b>2503A-RDR60CW</b> <b>2503A-RDF30CW</b>



0 dB = 0.840mW/g

	Document <b>Appendix B for the BlackBerry® Smartphone Model RDR61CW/RDF31CW</b> <b>SAR Report</b>			Page <b>60(129)</b>
Author Data <b>Andrew Becker</b>	Dates of Test <b>May 3 – June 28, 2011</b> <b>August 31 – October 05, 2011</b>	Test Report No <b>RTS-2604-1106-84A</b>	FCC ID: <b>L6ARDR60CW</b> <b>L6ARDF30CW</b>	IC ID <b>2503A-RDR60CW</b> <b>2503A-RDF30CW</b>

Date/Time: 5/30/2011 9:03:46 PM, Date/Time: 5/30/2011 9:08:49 PM

Test Laboratory: RIM Testing Services

**LeftHandSide\_Tilt\_CDMA850\_mid\_chan\_amb\_temp\_23.5\_liq\_temp\_22.**  
**3C**

**DUT: BlackBerry Smartphone; Type: Sample ; Serial: 32E4DEC7**

Communication System: CDMA 850; Communication System Band: CDMA 2000  
Cellular; Frequency: 836.52 MHz; Communication System PAR: 0 dB  
Medium parameters used (interpolated):  $f = 836.52 \text{ MHz}$ ;  $\sigma = 0.895 \text{ mho/m}$ ;  $\epsilon_r = 40.789$ ;  
 $\rho = 1000 \text{ kg/m}^3$   
Phantom section: Left Section  
Measurement Standard: DASY5 (IEEE/IEC/ANSI C63.19-2007)

DASY5 Configuration:


- Probe: ES3DV3 - SN3225; ConvF(6.47, 6.47, 6.47); Calibrated: 1/13/2011
- Sensor-Surface: 3mm (Mechanical Surface Detection)
- Electronics: DAE3 Sn472; Calibrated: 3/7/2011
- Phantom: SAM 1; Type: SAM 4.0; Serial: 1076
- Measurement SW: DASY52, Version 52.6 (2); SEMCAD X Version 14.4.4 (2829)

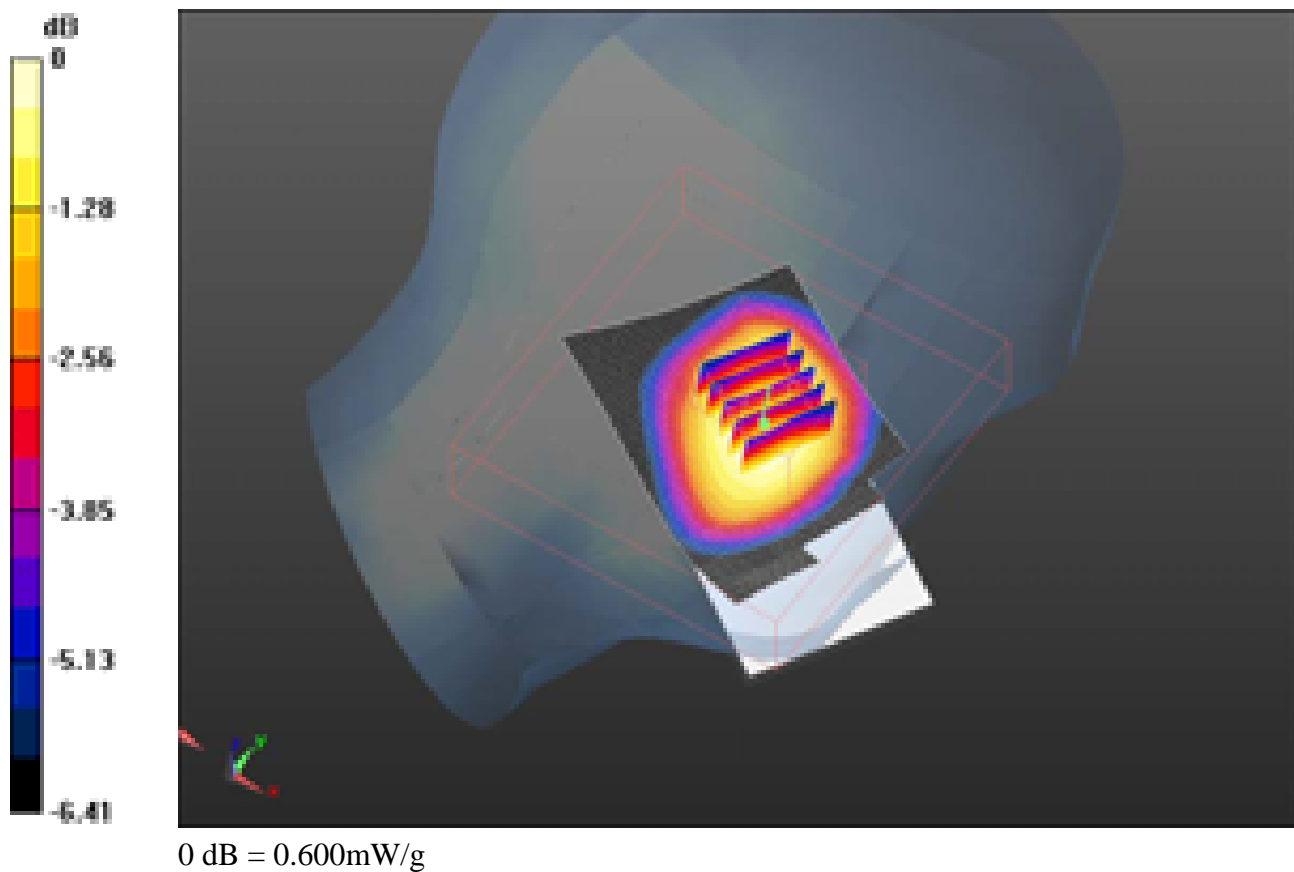
**Configuration/Touch position -/Area Scan (51x81x1):** Measurement grid:  
dx=15mm, dy=15mm


[Info: Interpolated medium parameters used for SAR evaluation.](#)  
Maximum value of SAR (interpolated) = 0.611 mW/g

**Configuration/Touch position -/Zoom Scan (5x5x7) (5x5x7)/Cube 0:**  
Measurement grid: dx=7.5mm, dy=7.5mm, dz=5mm  
Reference Value = 16.352 V/m; Power Drift = -0.18 dB  
Peak SAR (extrapolated) = 0.700 W/kg  
**SAR(1 g) = 0.565 mW/g; SAR(10 g) = 0.425 mW/g**

[Info: Interpolated medium parameters used for SAR evaluation.](#)  
Maximum value of SAR (measured) = 0.595 mW/g

	Document <b>Appendix B for the BlackBerry® Smartphone Model RDR61CW/RDF31CW</b> <b>SAR Report</b>			Page <b>61(129)</b>
Author Data <b>Andrew Becker</b>	Dates of Test <b>May 3 – June 28, 2011</b> <b>August 31 – October 05, 2011</b>	Test Report No <b>RTS-2604-1106-84A</b>	FCC ID: <b>L6ARDR60CW</b> <b>L6ARDF30CW</b>	IC ID <b>2503A-RDR60CW</b> <b>2503A-RDF30CW</b>



	Document <b>Appendix B for the BlackBerry® Smartphone Model RDR61CW/RDF31CW</b> <b>SAR Report</b>			Page <b>62(129)</b>
Author Data <b>Andrew Becker</b>	Dates of Test <b>May 3 – June 28, 2011</b> <b>August 31 – October 05, 2011</b>	Test Report No <b>RTS-2604-1106-84A</b>	FCC ID: <b>L6ARDR60CW</b> <b>L6ARDF30CW</b>	IC ID <b>2503A-RDR60CW</b> <b>2503A-RDF30CW</b>

Date/Time: 6/6/2011 6:01:25 PM, Date/Time: 6/6/2011 6:06:42 PM

Test Laboratory: RIM Testing Services

**RightHandSide\_CDMA850\_low\_chan\_amb\_temp\_23.1\_liq\_temp\_22.4C**

**DUT: BlackBerry Smartphone; Type: Sample ; Serial: 32EFD945**


Communication System: CDMA 850; Communication System Band: CDMA 2000  
Cellular; Frequency: 824.7 MHz; Communication System PAR: 0 dB  
Medium parameters used:  $f = 825 \text{ MHz}$ ;  $\sigma = 0.884 \text{ mho/m}$ ;  $\epsilon_r = 40.299$ ;  $\rho = 1000 \text{ kg/m}^3$   
Phantom section: Right Section  
Measurement Standard: DASY5 (IEEE/IEC/ANSI C63.19-2007)

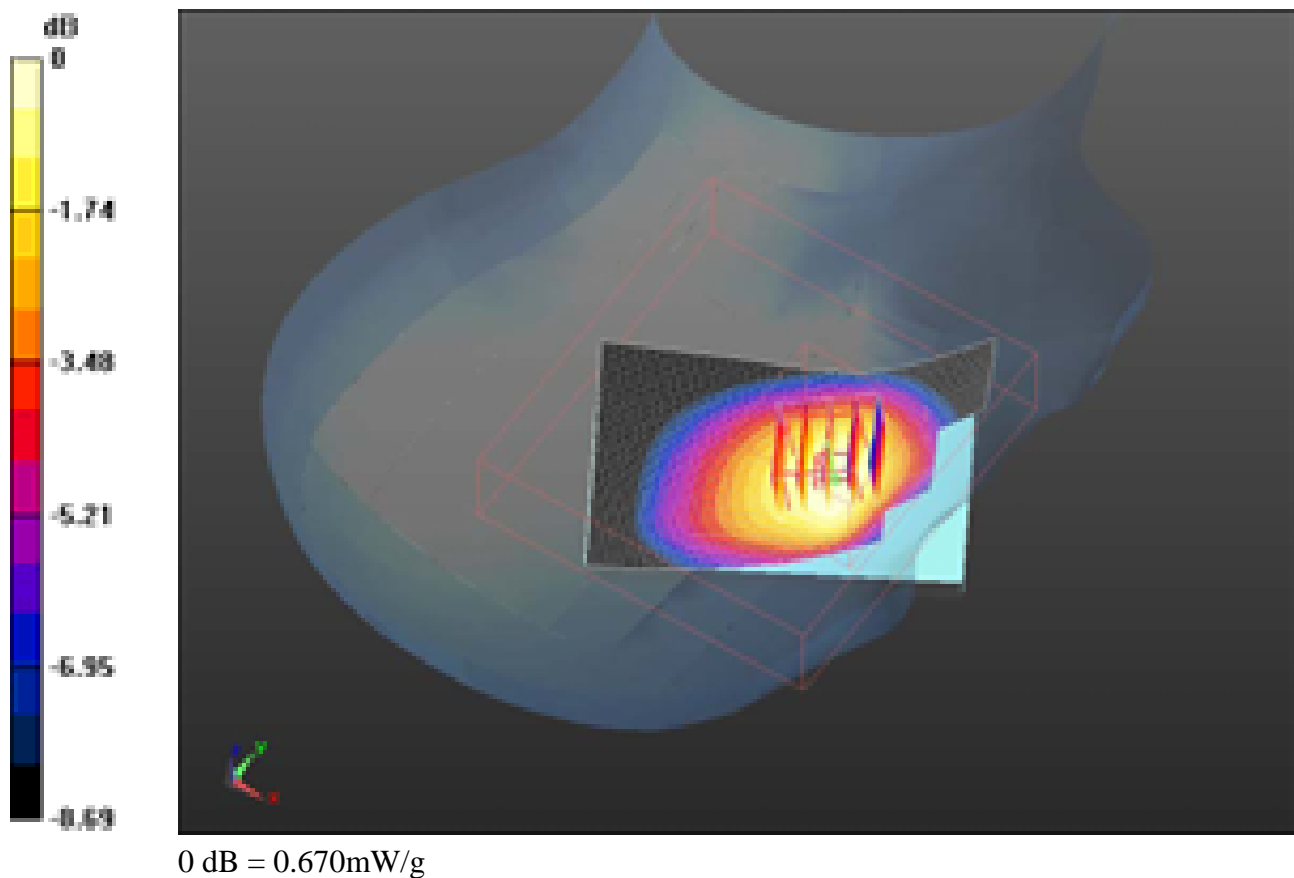
DASY5 Configuration:


- Probe: ES3DV3 - SN3225; ConvF(6.47, 6.47, 6.47); Calibrated: 1/13/2011
- Sensor-Surface: 3mm (Mechanical Surface Detection)
- Electronics: DAE3 Sn472; Calibrated: 3/7/2011
- Phantom: SAM 1; Type: SAM 4.0; Serial: 1076
- Measurement SW: DASY52, Version 52.6 (2); SEMCAD X Version 14.4.4 (2829)

**Configuration/Touch position -/Area Scan (51x81x1):** Measurement grid:  
 $dx=15\text{mm}$ ,  $dy=15\text{mm}$   
Maximum value of SAR (interpolated) = 0.702 mW/g

**Configuration/Touch position -/Zoom Scan (5x5x7) (5x5x7)/Cube 0:**  
Measurement grid:  $dx=7.5\text{mm}$ ,  $dy=7.5\text{mm}$ ,  $dz=5\text{mm}$   
Reference Value = 9.939 V/m; Power Drift = -0.07 dB  
Peak SAR (extrapolated) = 0.808 W/kg  
**SAR(1 g) = 0.638 mW/g; SAR(10 g) = 0.467 mW/g**  
Maximum value of SAR (measured) = 0.672 mW/g

	Document <b>Appendix B for the BlackBerry® Smartphone Model RDR61CW/RDF31CW</b> <b>SAR Report</b>			Page <b>63(129)</b>
Author Data <b>Andrew Becker</b>	Dates of Test <b>May 3 – June 28, 2011</b> <b>August 31 – October 05, 2011</b>	Test Report No <b>RTS-2604-1106-84A</b>	FCC ID: <b>L6ARDR60CW</b> <b>L6ARDF30CW</b>	IC ID <b>2503A-RDR60CW</b> <b>2503A-RDF30CW</b>



	Document <b>Appendix B for the BlackBerry® Smartphone Model RDR61CW/RDF31CW</b> <b>SAR Report</b>			Page <b>64(129)</b>
Author Data <b>Andrew Becker</b>	Dates of Test <b>May 3 – June 28, 2011</b> <b>August 31 – October 05, 2011</b>	Test Report No <b>RTS-2604-1106-84A</b>	FCC ID: <b>L6ARDR60CW</b> <b>L6ARDF30CW</b>	IC ID <b>2503A-RDR60CW</b> <b>2503A-RDF30CW</b>

Date/Time: 6/6/2011 2:22:58 PM, Date/Time: 6/6/2011 2:28:02 PM

Test Laboratory: RIM Testing Services

## LeftHandSide\_CDMA850\_low\_chan\_amb\_temp\_23.2\_liq\_temp\_22.3C

**DUT: BlackBerry Smartphone; Type: Sample ; Serial: 32EFD945**

Communication System: CDMA 850; Communication System Band: CDMA 2000  
Cellular; Frequency: 824.7 MHz; Communication System PAR: 0 dB  
Medium parameters used:  $f = 825 \text{ MHz}$ ;  $\sigma = 0.884 \text{ mho/m}$ ;  $\epsilon_r = 40.299$ ;  $\rho = 1000 \text{ kg/m}^3$   
Phantom section: Left Section  
Measurement Standard: DASY5 (IEEE/IEC/ANSI C63.19-2007)

DASY5 Configuration:

- Probe: ES3DV3 - SN3225; ConvF(6.47, 6.47, 6.47); Calibrated: 1/13/2011
- Sensor-Surface: 3mm (Mechanical Surface Detection)
- Electronics: DAE3 Sn472; Calibrated: 3/7/2011
- Phantom: SAM 1; Type: SAM 4.0; Serial: 1076
- Measurement SW: DASY52, Version 52.6 (2); SEMCAD X Version 14.4.4 (2829)

**Configuration/Touch position -/Area Scan (51x81x1):** Measurement grid:

$dx=15\text{mm}$ ,  $dy=15\text{mm}$

Maximum value of SAR (interpolated) = 0.687 mW/g

**Configuration/Touch position -/Zoom Scan (5x5x7) (6x6x7)/Cube 0:**

Measurement grid:  $dx=7.5\text{mm}$ ,  $dy=7.5\text{mm}$ ,  $dz=5\text{mm}$


Reference Value = 8.266 V/m; Power Drift = -0.0056 dB

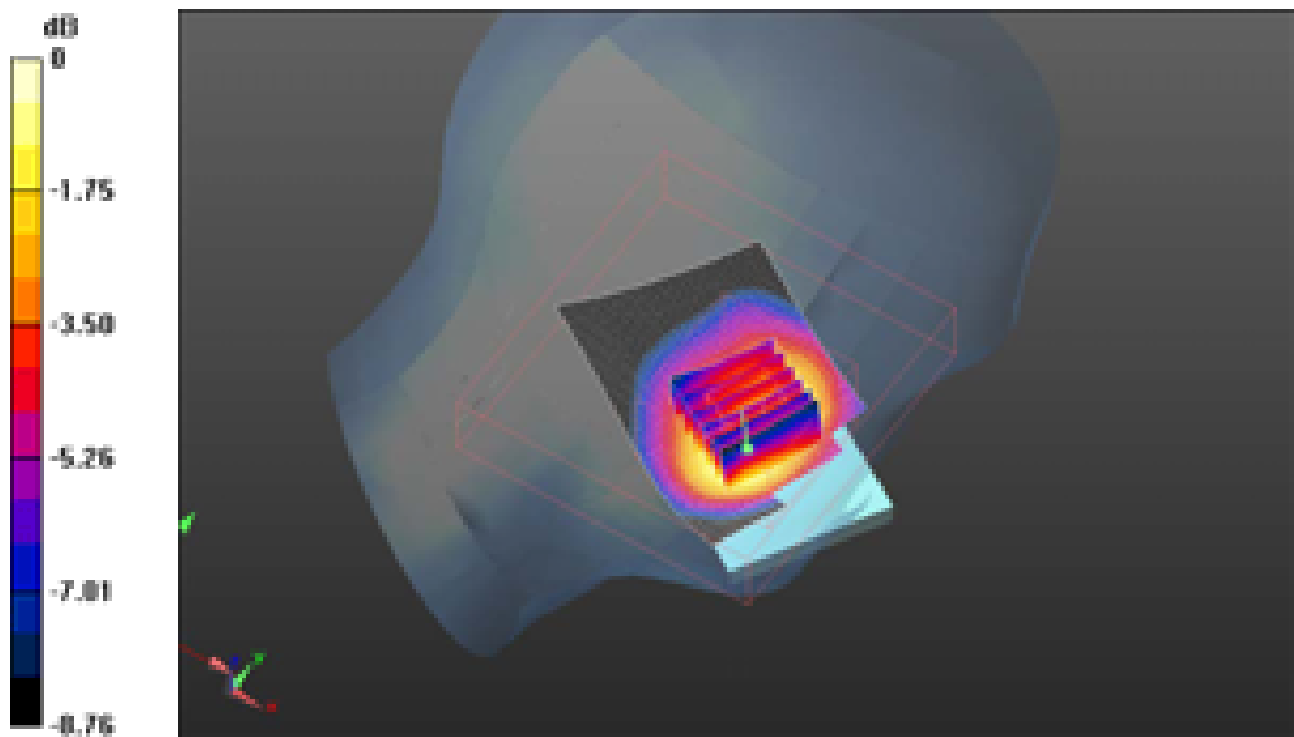
Peak SAR (extrapolated) = 0.873 W/kg

**SAR(1 g) = 0.612 mW/g; SAR(10 g) = 0.424 mW/g**


Maximum value of SAR (measured) = 0.657 mW/g



	Document <b>Appendix B for the BlackBerry® Smartphone Model RDR61CW/RDF31CW</b> <b>SAR Report</b>			Page <b>65(129)</b>
Author Data <b>Andrew Becker</b>	Dates of Test <b>May 3 – June 28, 2011</b> <b>August 31 – October 05, 2011</b>	Test Report No <b>RTS-2604-1106-84A</b>	FCC ID: <b>L6ARDR60CW</b> <b>L6ARDF30CW</b>	IC ID <b>2503A-RDR60CW</b> <b>2503A-RDF30CW</b>



0 dB = 0.660mW/g

	Document <b>Appendix B for the BlackBerry® Smartphone Model RDR61CW/RDF31CW</b> <b>SAR Report</b>			Page <b>66(129)</b>
Author Data <b>Andrew Becker</b>	Dates of Test <b>May 3 – June 28, 2011</b> <b>August 31 – October 05, 2011</b>	Test Report No <b>RTS-2604-1106-84A</b>	FCC ID: <b>L6ARDR60CW</b> <b>L6ARDF30CW</b>	IC ID <b>2503A-RDR60CW</b> <b>2503A-RDF30CW</b>

Date/Time: 6/10/2011 8:54:01 PM, Date/Time: 6/10/2011 8:59:14 PM

Test Laboratory: RIM Testing Services

**RightHandSide\_CDMA1900\_low\_chan\_amb\_temp\_23.1\_liq\_temp\_22.2**

**C**

**DUT: BlackBerry Smartphone; Type: Sample ; Serial: 32EFD945**

Communication System: CDMA 1900; Communication System Band: CDMA 2000

PCS; Frequency: 1851.25 MHz; Communication System PAR: 0 dB

Medium parameters used (interpolated):  $f = 1851.25 \text{ MHz}$ ;  $\sigma = 1.294 \text{ mho/m}$ ;  $\epsilon_r = 38.241$ ;  $\rho = 1000 \text{ kg/m}^3$

Phantom section: Right Section

Measurement Standard: DASY5 (IEEE/IEC/ANSI C63.19-2007)

DASY5 Configuration:

- Probe: ES3DV3 - SN3225; ConvF(5.26, 5.26, 5.26); Calibrated: 1/13/2011
- Sensor-Surface: 3mm (Mechanical Surface Detection)
- Electronics: DAE3 Sn472; Calibrated: 3/7/2011
- Phantom: SAM 1; Type: SAM 4.0; Serial: 1076
- Measurement SW: DASY52, Version 52.6 (2); SEMCAD X Version 14.4.4 (2829)

**Configuration/Touch position -/Area Scan (51x81x1):** Measurement grid:  
dx=15mm, dy=15mm

[Info: Interpolated medium parameters used for SAR evaluation.](#)

Maximum value of SAR (interpolated) = 1.127 mW/g

**Configuration/Touch position -/Zoom Scan (5x5x7) (6x6x7)/Cube 0:**

Measurement grid: dx=7.5mm, dy=7.5mm, dz=5mm


Reference Value = 14.453 V/m; Power Drift = -0.17 dB

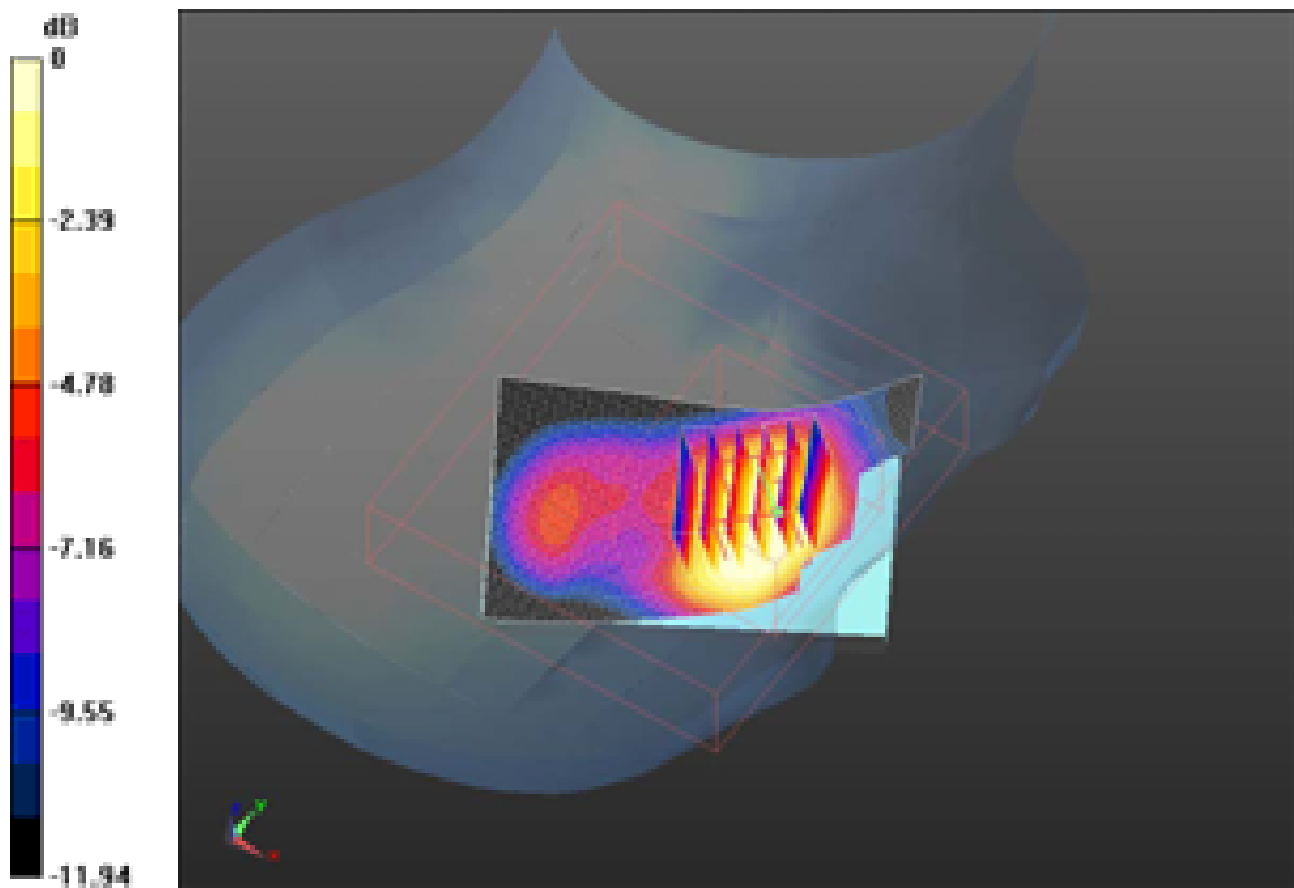
Peak SAR (extrapolated) = 1.359 W/kg

**SAR(1 g) = 0.955 mW/g; SAR(10 g) = 0.631 mW/g**


[Info: Interpolated medium parameters used for SAR evaluation.](#)

Maximum value of SAR (measured) = 1.021 mW/g

	Document <b>Appendix B for the BlackBerry® Smartphone Model RDR61CW/RDF31CW</b> <b>SAR Report</b>			Page <b>67(129)</b>
Author Data <b>Andrew Becker</b>	Dates of Test <b>May 3 – June 28, 2011</b> <b>August 31 – October 05, 2011</b>	Test Report No <b>RTS-2604-1106-84A</b>	FCC ID: <b>L6ARDR60CW</b> <b>L6ARDF30CW</b>	IC ID <b>2503A-RDR60CW</b> <b>2503A-RDF30CW</b>



0 dB = 1.020mW/g

	Document <b>Appendix B for the BlackBerry® Smartphone Model RDR61CW/RDF31CW</b> <b>SAR Report</b>			Page <b>68(129)</b>
Author Data <b>Andrew Becker</b>	Dates of Test <b>May 3 – June 28, 2011</b> <b>August 31 – October 05, 2011</b>	Test Report No <b>RTS-2604-1106-84A</b>	FCC ID: <b>L6ARDR60CW</b> <b>L6ARDF30CW</b>	IC ID <b>2503A-RDR60CW</b> <b>2503A-RDF30CW</b>

Date/Time: 6/10/2011 8:42:41 PM, Date/Time: 6/10/2011 8:47:53 PM

Test Laboratory: RIM Testing Services

**RightHandSide\_CDMA1900\_mid\_chan\_amb\_temp\_23.1\_liq\_temp\_22.2**

**C**

**DUT: BlackBerry Smartphone; Type: Sample ; Serial: 32EFD945**

Communication System: CDMA 1900; Communication System Band: CDMA 2000  
PCS; Frequency: 1880 MHz; Communication System PAR: 0 dB  
Medium parameters used:  $f = 1880 \text{ MHz}$ ;  $\sigma = 1.323 \text{ mho/m}$ ;  $\epsilon_r = 38.213$ ;  $\rho = 1000 \text{ kg/m}^3$   
Phantom section: Right Section  
Measurement Standard: DASYS (IEEE/IEC/ANSI C63.19-2007)

DASY5 Configuration:

- Probe: ES3DV3 - SN3225; ConvF(5.26, 5.26, 5.26); Calibrated: 1/13/2011
- Sensor-Surface: 3mm (Mechanical Surface Detection)
- Electronics: DAE3 Sn472; Calibrated: 3/7/2011
- Phantom: SAM 1; Type: SAM 4.0; Serial: 1076
- Measurement SW: DASY52, Version 52.6 (2); SEMCAD X Version 14.4.4 (2829)

**Configuration/Touch position -/Area Scan (51x81x1):** Measurement grid:

$dx=15\text{mm}$ ,  $dy=15\text{mm}$

Maximum value of SAR (interpolated) = 1.047 mW/g

**Configuration/Touch position -/Zoom Scan (5x5x7) (5x5x7)/Cube 0:**


Measurement grid:  $dx=7.5\text{mm}$ ,  $dy=7.5\text{mm}$ ,  $dz=5\text{mm}$

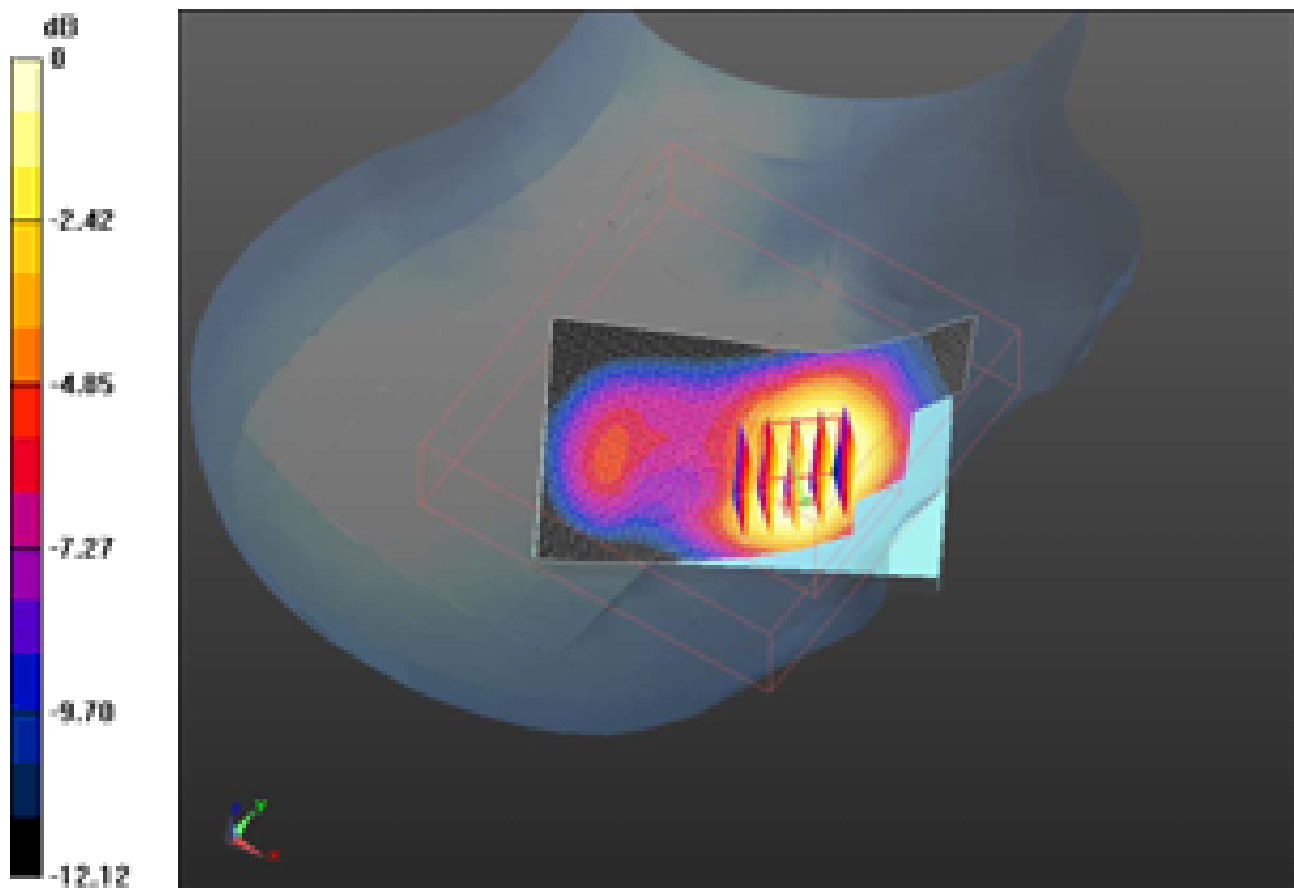
Reference Value = 13.227 V/m; Power Drift = 0.53 dB

Peak SAR (extrapolated) = 1.372 W/kg


**SAR(1 g) = 0.939 mW/g; SAR(10 g) = 0.625 mW/g**

Maximum value of SAR (measured) = 1.000 mW/g

	Document <b>Appendix B for the BlackBerry® Smartphone Model RDR61CW/RDF31CW</b> <b>SAR Report</b>			Page <b>69(129)</b>
Author Data <b>Andrew Becker</b>	Dates of Test <b>May 3 – June 28, 2011</b> <b>August 31 – October 05, 2011</b>	Test Report No <b>RTS-2604-1106-84A</b>	FCC ID: <b>L6ARDR60CW</b> <b>L6ARDF30CW</b>	IC ID <b>2503A-RDR60CW</b> <b>2503A-RDF30CW</b>



0 dB = 1.000mW/g

	Document <b>Appendix B for the BlackBerry® Smartphone Model RDR61CW/RDF31CW</b> <b>SAR Report</b>			Page <b>70(129)</b>
Author Data <b>Andrew Becker</b>	Dates of Test <b>May 3 – June 28, 2011</b> <b>August 31 – October 05, 2011</b>	Test Report No <b>RTS-2604-1106-84A</b>	FCC ID: <b>L6ARDR60CW</b> <b>L6ARDF30CW</b>	IC ID <b>2503A-RDR60CW</b> <b>2503A-RDF30CW</b>

Date/Time: 6/10/2011 9:07:57 PM, Date/Time: 6/10/2011 9:13:09 PM

Test Laboratory: RIM Testing Services

**RightHandSide\_CDMA1900\_high\_chan\_amb\_temp\_23.4\_liq\_temp\_22.3**

**C**

**DUT: BlackBerry Smartphone; Type: Sample ; Serial: 32EFD945**

Communication System: CDMA 1900; Communication System Band: CDMA 2000  
PCS; Frequency: 1908.5 MHz; Communication System PAR: 0 dB  
Medium parameters used (interpolated):  $f = 1908.5 \text{ MHz}$ ;  $\sigma = 1.349 \text{ mho/m}$ ;  $\epsilon_r = 38.076$ ;  
 $\rho = 1000 \text{ kg/m}^3$   
Phantom section: Right Section  
Measurement Standard: DASY5 (IEEE/IEC/ANSI C63.19-2007)

DASY5 Configuration:

- Probe: ES3DV3 - SN3225; ConvF(5.26, 5.26, 5.26); Calibrated: 1/13/2011
- Sensor-Surface: 3mm (Mechanical Surface Detection)
- Electronics: DAE3 Sn472; Calibrated: 3/7/2011
- Phantom: SAM 1; Type: SAM 4.0; Serial: 1076
- Measurement SW: DASY52, Version 52.6 (2); SEMCAD X Version 14.4.4 (2829)

**Configuration/Touch position -/Area Scan (51x81x1):** Measurement grid:  
dx=15mm, dy=15mm

[Info: Interpolated medium parameters used for SAR evaluation.](#)


Maximum value of SAR (interpolated) = 0.957 mW/g

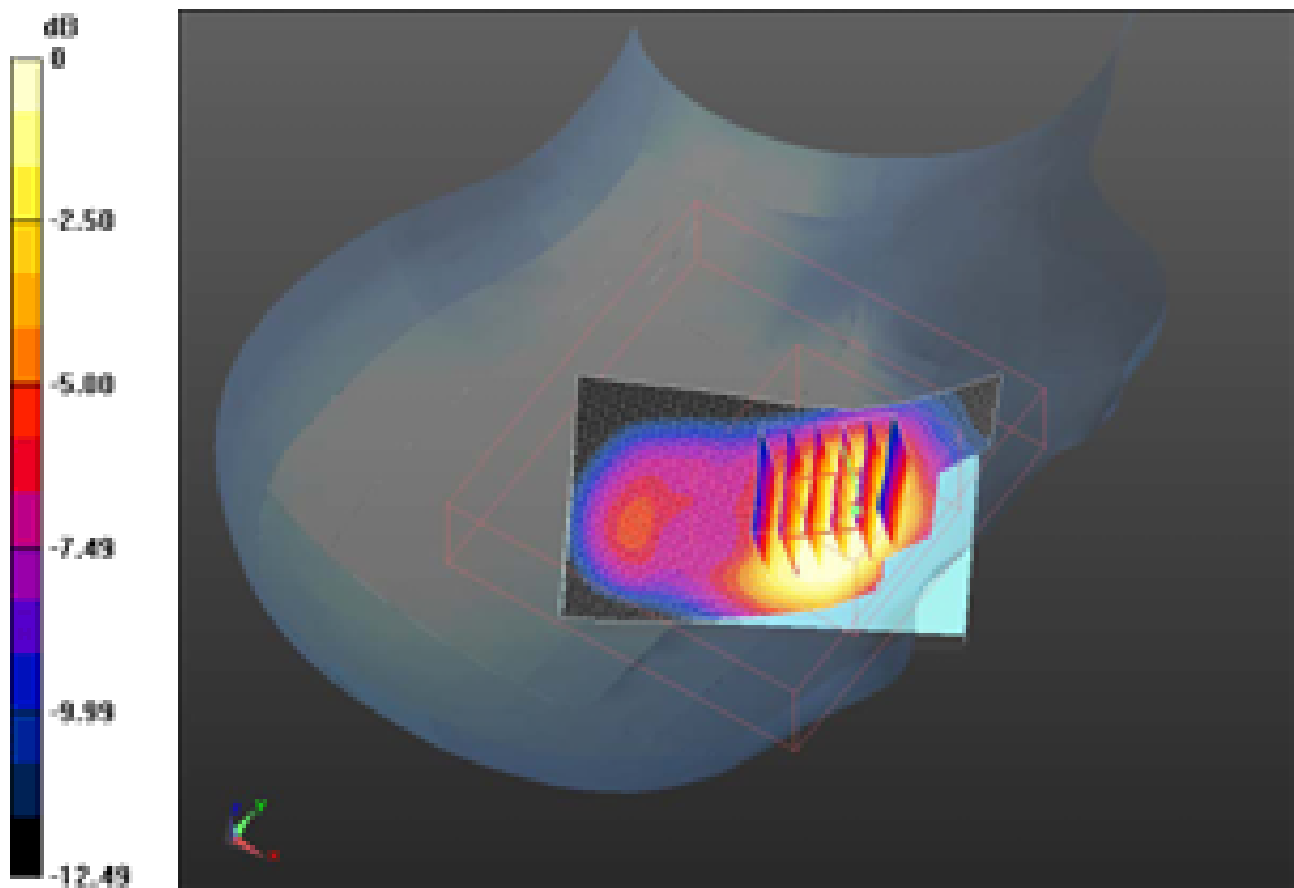
**Configuration/Touch position -/Zoom Scan (5x5x7) (6x6x7)/Cube 0:**

Measurement grid: dx=7.5mm, dy=7.5mm, dz=5mm  
Reference Value = 12.401 V/m; Power Drift = 0.02 dB  
Peak SAR (extrapolated) = 1.158 W/kg  
**SAR(1 g) = 0.798 mW/g; SAR(10 g) = 0.521 mW/g**


[Info: Interpolated medium parameters used for SAR evaluation.](#)

Maximum value of SAR (measured) = 0.860 mW/g

	Document <b>Appendix B for the BlackBerry® Smartphone Model RDR61CW/RDF31CW</b> <b>SAR Report</b>			Page <b>71(129)</b>
Author Data <b>Andrew Becker</b>	Dates of Test <b>May 3 – June 28, 2011</b> <b>August 31 – October 05, 2011</b>	Test Report No <b>RTS-2604-1106-84A</b>	FCC ID: <b>L6ARDR60CW</b> <b>L6ARDF30CW</b>	IC ID <b>2503A-RDR60CW</b> <b>2503A-RDF30CW</b>



0 dB = 0.860mW/g

	Document <b>Appendix B for the BlackBerry® Smartphone Model RDR61CW/RDF31CW SAR Report</b>			Page <b>72(129)</b>
Author Data <b>Andrew Becker</b>	Dates of Test <b>May 3 – June 28, 2011</b> <b>August 31 – October 05, 2011</b>	Test Report No <b>RTS-2604-1106-84A</b>	FCC ID: <b>L6ARDR60CW</b> <b>L6ARDF30CW</b>	IC ID <b>2503A-RDR60CW</b> <b>2503A-RDF30CW</b>

Date/Time: 6/10/2011 9:22:04 PM, Date/Time: 6/10/2011 9:27:18 PM

Test Laboratory: RIM Testing Services

**RightHandSide\_Tilt\_CDMA1900\_mid\_chan\_amb\_temp\_23.4\_liq\_temp\_2**

**2.3C**

**DUT: BlackBerry Smartphone; Type: Sample ; Serial: 32EFD945**

Communication System: CDMA 1900; Communication System Band: CDMA 2000  
PCS; Frequency: 1880 MHz; Communication System PAR: 0 dB  
Medium parameters used:  $f = 1880 \text{ MHz}$ ;  $\sigma = 1.323 \text{ mho/m}$ ;  $\epsilon_r = 38.213$ ;  $\rho = 1000 \text{ kg/m}^3$   
Phantom section: Right Section  
Measurement Standard: DASYS (IEEE/IEC/ANSI C63.19-2007)

DASY5 Configuration:

- Probe: ES3DV3 - SN3225; ConvF(5.26, 5.26, 5.26); Calibrated: 1/13/2011
- Sensor-Surface: 3mm (Mechanical Surface Detection)
- Electronics: DAE3 Sn472; Calibrated: 3/7/2011
- Phantom: SAM 1; Type: SAM 4.0; Serial: 1076
- Measurement SW: DASY52, Version 52.6 (2); SEMCAD X Version 14.4.4 (2829)

**Configuration/Touch position -/Area Scan (51x81x1):** Measurement grid:

$dx=15\text{mm}$ ,  $dy=15\text{mm}$

Maximum value of SAR (interpolated) = 0.582 mW/g

**Configuration/Touch position -/Zoom Scan (5x5x7) (6x5x7)/Cube 0:**

Measurement grid:  $dx=7.5\text{mm}$ ,  $dy=7.5\text{mm}$ ,  $dz=5\text{mm}$


Reference Value = 20.802 V/m; Power Drift = -0.16 dB

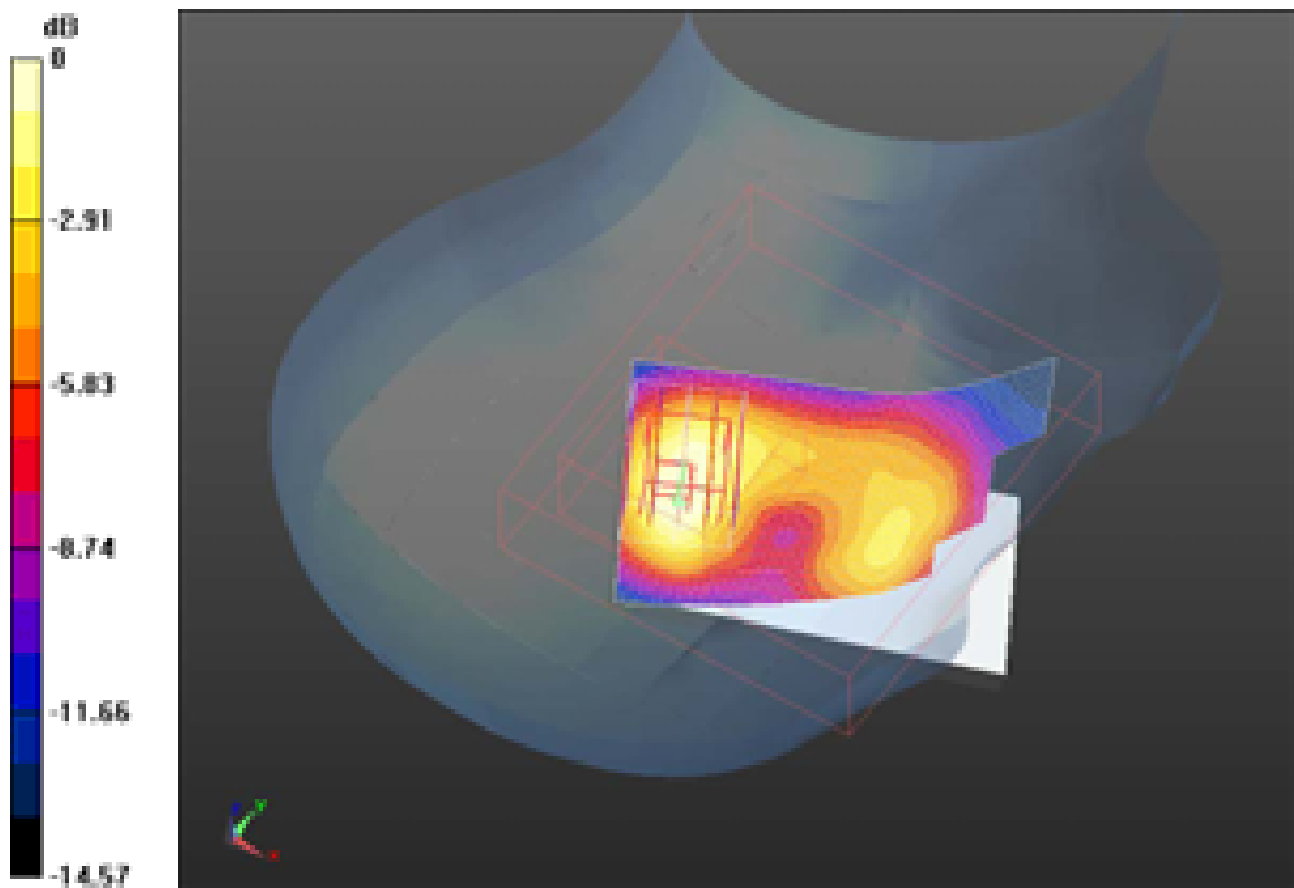
Peak SAR (extrapolated) = 0.799 W/kg

**SAR(1 g) = 0.502 mW/g; SAR(10 g) = 0.298 mW/g**


Maximum value of SAR (measured) = 0.550 mW/g



	Document <b>Appendix B for the BlackBerry® Smartphone Model RDR61CW/RDF31CW</b> <b>SAR Report</b>			Page <b>73(129)</b>
Author Data <b>Andrew Becker</b>	Dates of Test <b>May 3 – June 28, 2011</b> <b>August 31 – October 05, 2011</b>	Test Report No <b>RTS-2604-1106-84A</b>	FCC ID: <b>L6ARDR60CW</b> <b>L6ARDF30CW</b>	IC ID <b>2503A-RDR60CW</b> <b>2503A-RDF30CW</b>



0 dB = 0.550mW/g

	Document <b>Appendix B for the BlackBerry® Smartphone Model RDR61CW/RDF31CW</b> <b>SAR Report</b>			Page <b>74(129)</b>
Author Data <b>Andrew Becker</b>	Dates of Test <b>May 3 – June 28, 2011</b> <b>August 31 – October 05, 2011</b>	Test Report No <b>RTS-2604-1106-84A</b>	FCC ID: <b>L6ARDR60CW</b> <b>L6ARDF30CW</b>	IC ID <b>2503A-RDR60CW</b> <b>2503A-RDF30CW</b>

Date/Time: 6/10/2011 9:53:40 PM, Date/Time: 6/10/2011 9:58:49 PM

Test Laboratory: RIM Testing Services

**LeftHandSide\_CDMA1900\_low\_chan\_amb\_temp\_23.1\_liq\_temp\_22.0C**

**DUT: BlackBerry Smartphone; Type: Sample ; Serial: 32EFD945**

Communication System: CDMA 1900; Communication System Band: CDMA 2000

PCS; Frequency: 1851.25 MHz; Communication System PAR: 0 dB

Medium parameters used (interpolated):  $f = 1851.25 \text{ MHz}$ ;  $\sigma = 1.294 \text{ mho/m}$ ;  $\epsilon_r = 38.241$ ;  $\rho = 1000 \text{ kg/m}^3$

Phantom section: Left Section

Measurement Standard: DASY5 (IEEE/IEC/ANSI C63.19-2007)

DASY5 Configuration:

- Probe: ES3DV3 - SN3225; ConvF(5.26, 5.26, 5.26); Calibrated: 1/13/2011
- Sensor-Surface: 3mm (Mechanical Surface Detection)
- Electronics: DAE3 Sn472; Calibrated: 3/7/2011
- Phantom: SAM 1; Type: SAM 4.0; Serial: 1076
- Measurement SW: DASY52, Version 52.6 (2); SEMCAD X Version 14.4.4 (2829)

**Configuration/Touch position -/Area Scan (51x81x1):** Measurement grid:  
dx=15mm, dy=15mm

[Info: Interpolated medium parameters used for SAR evaluation.](#)

Maximum value of SAR (interpolated) = 1.566 mW/g

**Configuration/Touch position -/Zoom Scan (5x5x7) (5x5x7)/Cube 0:**

Measurement grid: dx=7.5mm, dy=7.5mm, dz=5mm


Reference Value = 11.356 V/m; Power Drift = -7.1e-005 dB

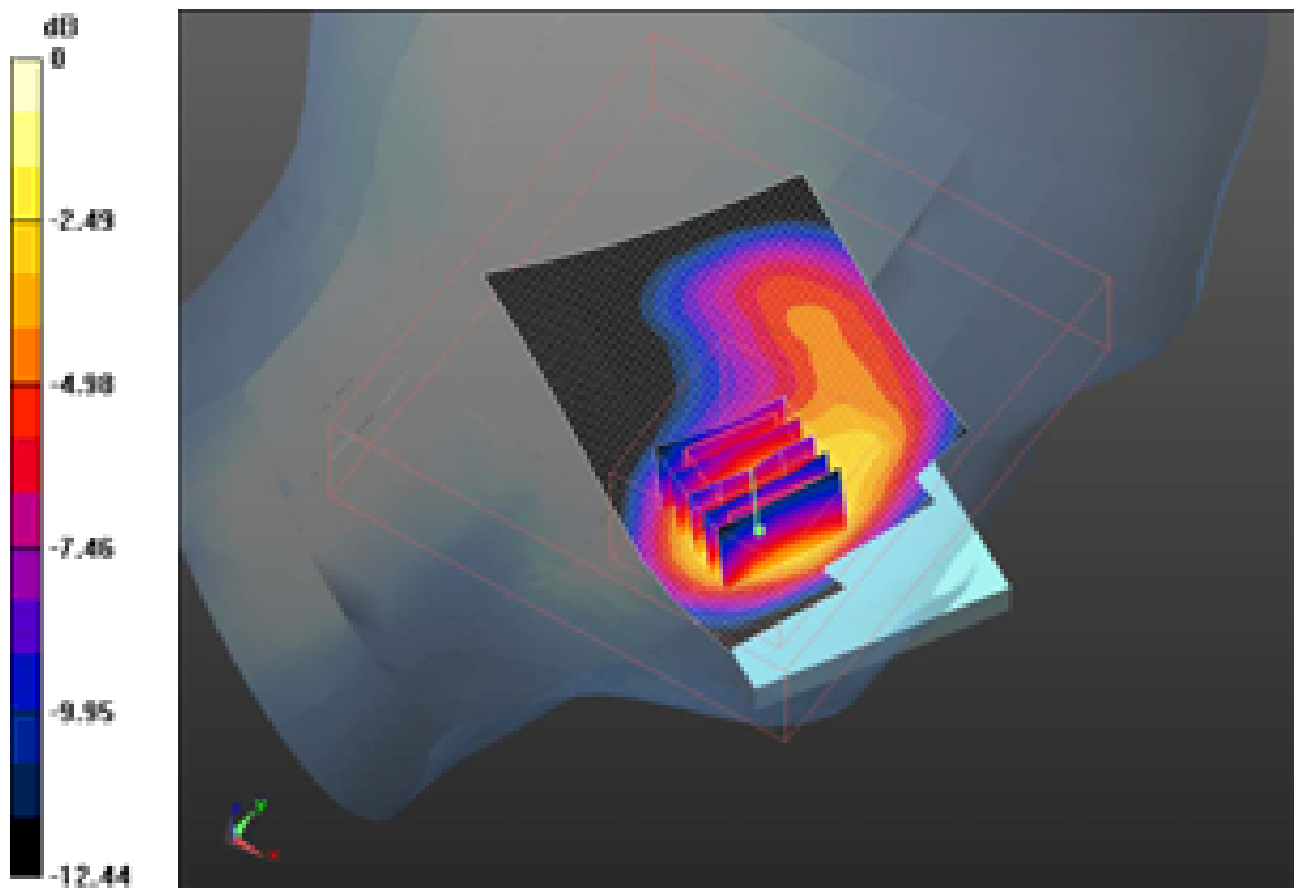
Peak SAR (extrapolated) = 2.373 W/kg

**SAR(1 g) = 1.51 mW/g; SAR(10 g) = 0.890 mW/g**


[Info: Interpolated medium parameters used for SAR evaluation.](#)

Maximum value of SAR (measured) = 1.630 mW/g

	Document <b>Appendix B for the BlackBerry® Smartphone Model RDR61CW/RDF31CW</b> <b>SAR Report</b>			Page <b>75(129)</b>
Author Data <b>Andrew Becker</b>	Dates of Test <b>May 3 – June 28, 2011</b> <b>August 31 – October 05, 2011</b>	Test Report No <b>RTS-2604-1106-84A</b>	FCC ID: <b>L6ARDR60CW</b> <b>L6ARDF30CW</b>	IC ID <b>2503A-RDR60CW</b> <b>2503A-RDF30CW</b>



0 dB = 1.630mW/g

	Document <b>Appendix B for the BlackBerry® Smartphone Model RDR61CW/RDF31CW SAR Report</b>			Page <b>76(129)</b>
Author Data <b>Andrew Becker</b>	Dates of Test <b>May 3 – June 28, 2011</b> <b>August 31 – October 05, 2011</b>	Test Report No <b>RTS-2604-1106-84A</b>	FCC ID: <b>L6ARDR60CW</b> <b>L6ARDF30CW</b>	IC ID <b>2503A-RDR60CW</b> <b>2503A-RDF30CW</b>

Date/Time: 6/10/2011 9:41:26 PM, Date/Time: 6/10/2011 9:46:33 PM

Test Laboratory: RIM Testing Services

**LeftHandSide\_CDMA1900\_mid\_chan\_amb\_temp\_23.0\_liq\_temp\_21.9C**

**DUT: BlackBerry Smartphone; Type: Sample ; Serial: 32EFD945**


Communication System: CDMA 1900; Communication System Band: CDMA 2000  
PCS; Frequency: 1880 MHz; Communication System PAR: 0 dB  
Medium parameters used:  $f = 1880 \text{ MHz}$ ;  $\sigma = 1.323 \text{ mho/m}$ ;  $\epsilon_r = 38.213$ ;  $\rho = 1000 \text{ kg/m}^3$   
Phantom section: Left Section  
Measurement Standard: DASY5 (IEEE/IEC/ANSI C63.19-2007)

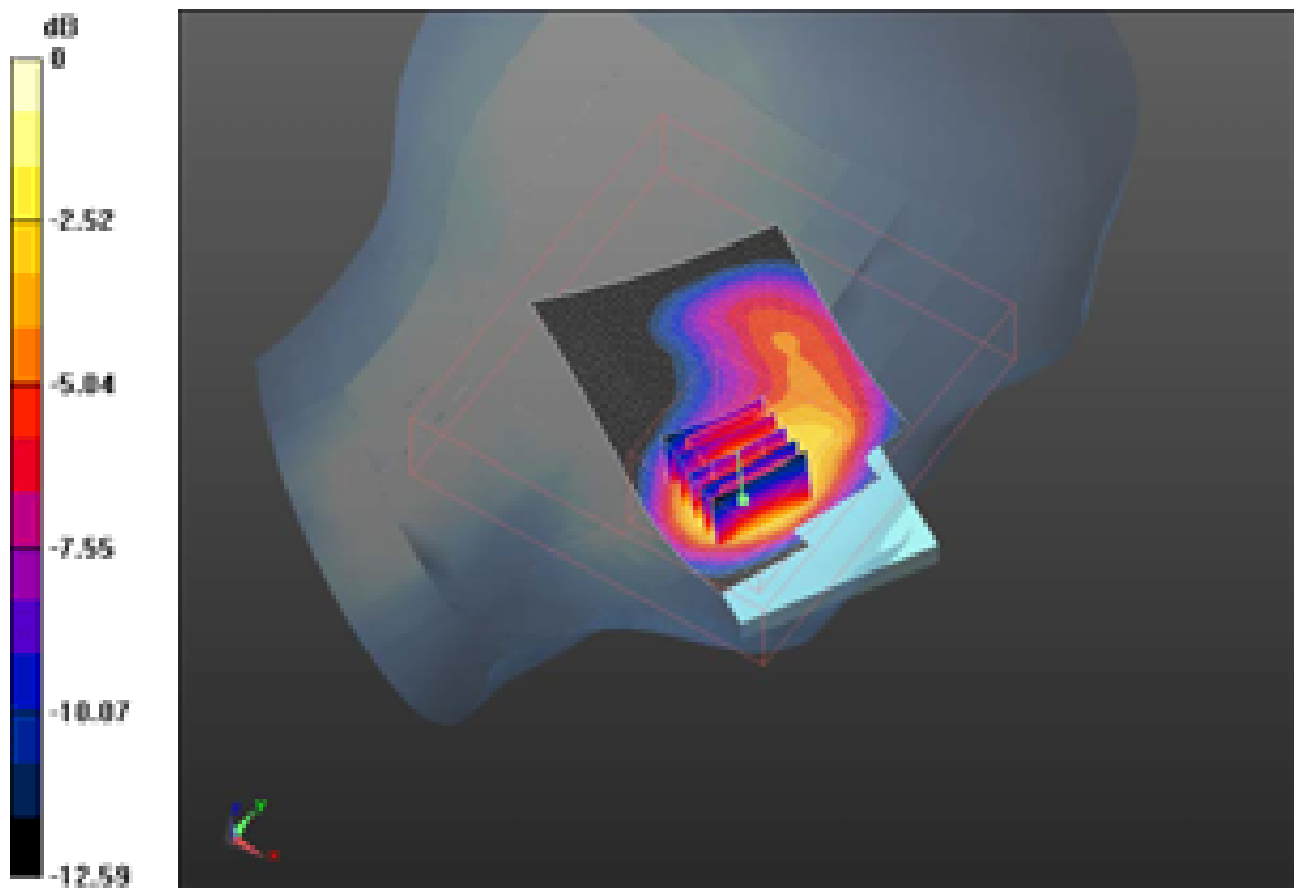
DASY5 Configuration:

- Probe: ES3DV3 - SN3225; ConvF(5.26, 5.26, 5.26); Calibrated: 1/13/2011
- Sensor-Surface: 3mm (Mechanical Surface Detection)
- Electronics: DAE3 Sn472; Calibrated: 3/7/2011
- Phantom: SAM 1; Type: SAM 4.0; Serial: 1076
- Measurement SW: DASY52, Version 52.6 (2); SEMCAD X Version 14.4.4 (2829)


**Configuration/Touch position -/Area Scan (51x81x1):** Measurement grid:  
 $dx=15\text{mm}$ ,  $dy=15\text{mm}$   
Maximum value of SAR (interpolated) = 1.487 mW/g

**Configuration/Touch position -/Zoom Scan (5x5x7) (5x5x7)/Cube 0:**  
Measurement grid:  $dx=7.5\text{mm}$ ,  $dy=7.5\text{mm}$ ,  $dz=5\text{mm}$   
Reference Value = 10.842 V/m; Power Drift = 0.0046 dB  
Peak SAR (extrapolated) = 2.261 W/kg  
**SAR(1 g) = 1.41 mW/g; SAR(10 g) = 0.830 mW/g**  
Maximum value of SAR (measured) = 1.523 mW/g

	Document <b>Appendix B for the BlackBerry® Smartphone Model RDR61CW/RDF31CW</b> <b>SAR Report</b>			Page <b>77(129)</b>
Author Data <b>Andrew Becker</b>	Dates of Test <b>May 3 – June 28, 2011</b> <b>August 31 – October 05, 2011</b>	Test Report No <b>RTS-2604-1106-84A</b>	FCC ID: <b>L6ARDR60CW</b> <b>L6ARDF30CW</b>	IC ID <b>2503A-RDR60CW</b> <b>2503A-RDF30CW</b>



0 dB = 1.520mW/g

	Document <b>Appendix B for the BlackBerry® Smartphone Model RDR61CW/RDF31CW</b> <b>SAR Report</b>			Page <b>78(129)</b>
Author Data <b>Andrew Becker</b>	Dates of Test <b>May 3 – June 28, 2011</b> <b>August 31 – October 05, 2011</b>	Test Report No <b>RTS-2604-1106-84A</b>	FCC ID: <b>L6ARDR60CW</b> <b>L6ARDF30CW</b>	IC ID <b>2503A-RDR60CW</b> <b>2503A-RDF30CW</b>

Date/Time: 6/10/2011 10:05:26 PM, Date/Time: 6/10/2011 10:10:33 PM

Test Laboratory: RIM Testing Services

## LeftHandSide\_CDMA1900\_high\_chan\_amb\_temp\_23.1\_liq\_temp\_22.0C

**DUT: BlackBerry Smartphone; Type: Sample ; Serial: 32EFD945**

Communication System: CDMA 1900; Communication System Band: CDMA 2000  
PCS; Frequency: 1908.5 MHz; Communication System PAR: 0 dB  
Medium parameters used (interpolated):  $f = 1908.5 \text{ MHz}$ ;  $\sigma = 1.349 \text{ mho/m}$ ;  $\epsilon_r = 38.076$ ;  
 $\rho = 1000 \text{ kg/m}^3$   
Phantom section: Left Section  
Measurement Standard: DASY5 (IEEE/IEC/ANSI C63.19-2007)

DASY5 Configuration:

- Probe: ES3DV3 - SN3225; ConvF(5.26, 5.26, 5.26); Calibrated: 1/13/2011
- Sensor-Surface: 3mm (Mechanical Surface Detection)
- Electronics: DAE3 Sn472; Calibrated: 3/7/2011
- Phantom: SAM 1; Type: SAM 4.0; Serial: 1076
- Measurement SW: DASY52, Version 52.6 (2); SEMCAD X Version 14.4.4 (2829)

**Configuration/Touch position -/Area Scan (51x81x1):** Measurement grid:  
dx=15mm, dy=15mm

[Info: Interpolated medium parameters used for SAR evaluation.](#)

Maximum value of SAR (interpolated) = 1.306 mW/g

**Configuration/Touch position -/Zoom Scan (5x5x7) (5x5x7)/Cube 0:**

Measurement grid: dx=7.5mm, dy=7.5mm, dz=5mm


Reference Value = 9.991 V/m; Power Drift = 0.05 dB

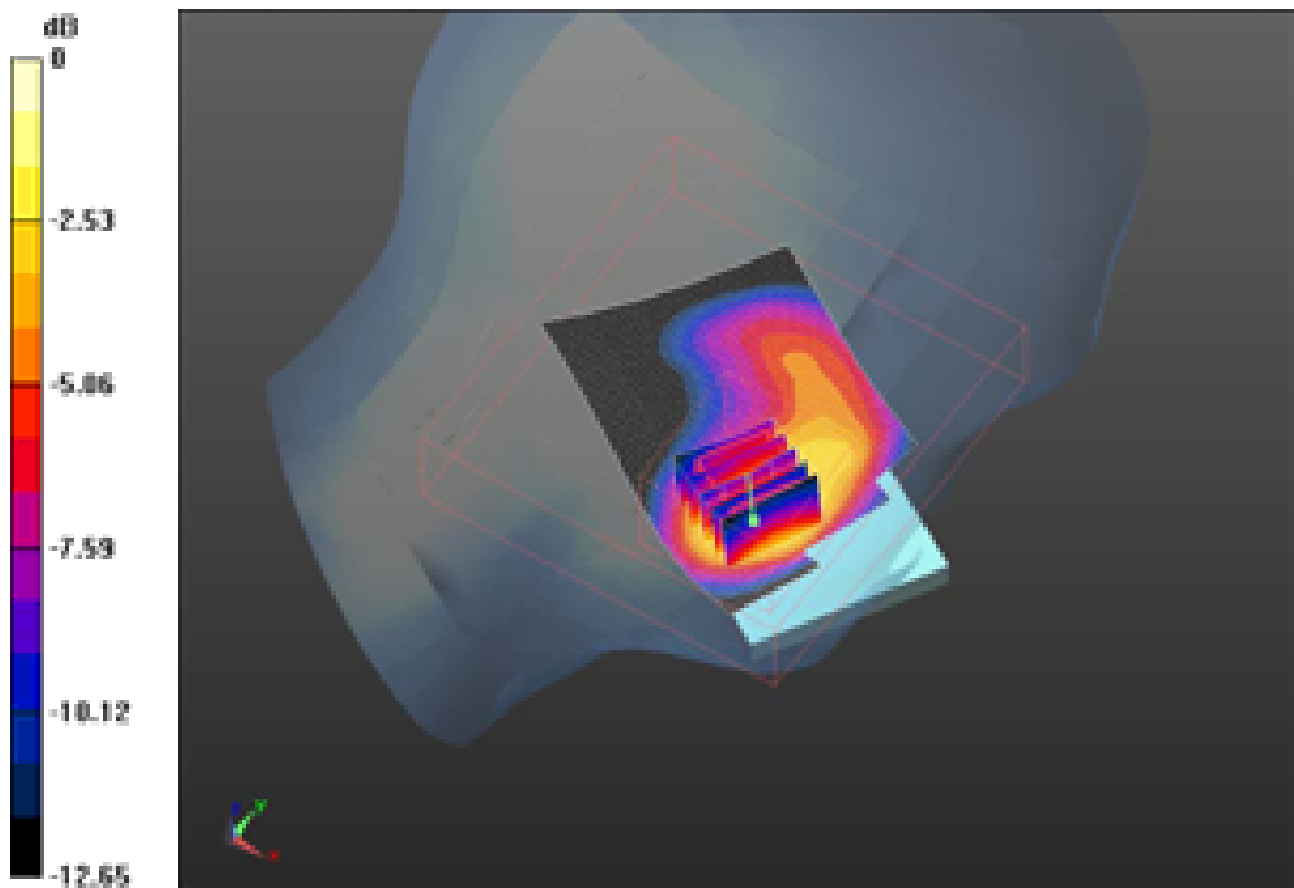
Peak SAR (extrapolated) = 1.913 W/kg

**SAR(1 g) = 1.21 mW/g; SAR(10 g) = 0.707 mW/g**


[Info: Interpolated medium parameters used for SAR evaluation.](#)

Maximum value of SAR (measured) = 1.337 mW/g

	Document <b>Appendix B for the BlackBerry® Smartphone Model RDR61CW/RDF31CW</b> <b>SAR Report</b>			Page <b>79(129)</b>
Author Data <b>Andrew Becker</b>	Dates of Test <b>May 3 – June 28, 2011</b> <b>August 31 – October 05, 2011</b>	Test Report No <b>RTS-2604-1106-84A</b>	FCC ID: <b>L6ARDR60CW</b> <b>L6ARDF30CW</b>	IC ID <b>2503A-RDR60CW</b> <b>2503A-RDF30CW</b>



0 dB = 1.340mW/g

	Document <b>Appendix B for the BlackBerry® Smartphone Model RDR61CW/RDF31CW</b> <b>SAR Report</b>				Page <b>80(129)</b>
Author Data <b>Andrew Becker</b>	Dates of Test <b>May 3 – June 28, 2011</b> <b>August 31 – October 05, 2011</b>	Test Report No <b>RTS-2604-1106-84A</b>	FCC ID: <b>L6ARDR60CW</b> <b>L6ARDF30CW</b>	IC ID <b>2503A-RDR60CW</b> <b>2503A-RDF30CW</b>	

Date/Time: 6/10/2011 10:17:06 PM, Date/Time: 6/10/2011 10:22:14 PM

Test Laboratory: RIM Testing Services

**LeftHandSide\_Tilt\_CDMA1900\_mid\_chan\_amb\_temp\_23.1\_liq\_temp\_22**  
**.0C**

**DUT: BlackBerry Smartphone; Type: Sample ; Serial: 32EFD945**

Communication System: CDMA 1900; Communication System Band: CDMA 2000  
PCS; Frequency: 1880 MHz; Communication System PAR: 0 dB  
Medium parameters used:  $f = 1880 \text{ MHz}$ ;  $\sigma = 1.323 \text{ mho/m}$ ;  $\epsilon_r = 38.213$ ;  $\rho = 1000 \text{ kg/m}^3$   
Phantom section: Left Section  
Measurement Standard: DASYS (IEEE/IEC/ANSI C63.19-2007)


DASY5 Configuration:

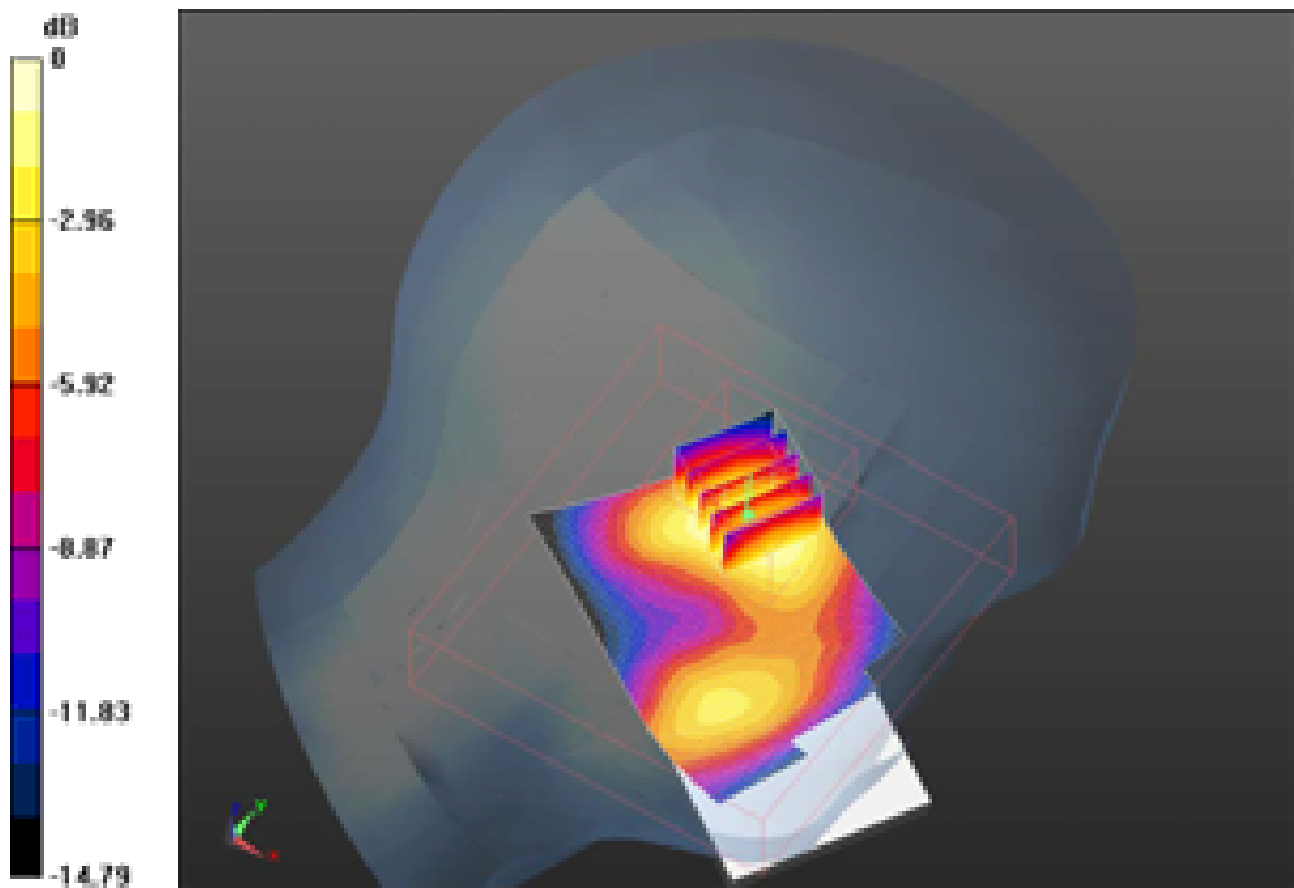
- Probe: ES3DV3 - SN3225; ConvF(5.26, 5.26, 5.26); Calibrated: 1/13/2011
- Sensor-Surface: 3mm (Mechanical Surface Detection)
- Electronics: DAE3 Sn472; Calibrated: 3/7/2011
- Phantom: SAM 1; Type: SAM 4.0; Serial: 1076
- Measurement SW: DASY52, Version 52.6 (2); SEMCAD X Version 14.4.4 (2829)

**Configuration/Touch position -/Area Scan (51x81x1):** Measurement grid:  
dx=15mm, dy=15mm  
Maximum value of SAR (interpolated) = 0.789 mW/g


**Configuration/Touch position -/Zoom Scan (5x5x7) (5x5x7)/Cube 0:**  
Measurement grid: dx=7.5mm, dy=7.5mm, dz=5mm  
Reference Value = 17.784 V/m; Power Drift = 0.04 dB  
Peak SAR (extrapolated) = 0.936 W/kg  
**SAR(1 g) = 0.626 mW/g; SAR(10 g) = 0.379 mW/g**  
Maximum value of SAR (measured) = 0.684 mW/g



	Document <b>Appendix B for the BlackBerry® Smartphone Model RDR61CW/RDF31CW</b> <b>SAR Report</b>			Page <b>81(129)</b>
Author Data <b>Andrew Becker</b>	Dates of Test <b>May 3 – June 28, 2011</b> <b>August 31 – October 05, 2011</b>	Test Report No <b>RTS-2604-1106-84A</b>	FCC ID: <b>L6ARDR60CW</b> <b>L6ARDF30CW</b>	IC ID <b>2503A-RDR60CW</b> <b>2503A-RDF30CW</b>



0 dB = 0.680mW/g

	Document <b>Appendix B for the BlackBerry® Smartphone Model RDR61CW/RDF31CW</b> <b>SAR Report</b>			Page <b>82(129)</b>
Author Data <b>Andrew Becker</b>	Dates of Test <b>May 3 – June 28, 2011</b> <b>August 31 – October 05, 2011</b>	Test Report No <b>RTS-2604-1106-84A</b>	FCC ID: <b>L6ARDR60CW</b> <b>L6ARDF30CW</b>	IC ID <b>2503A-RDR60CW</b> <b>2503A-RDF30CW</b>

Date/Time: 6/24/2011 7:58:18 PM, Date/Time: 6/24/2011 8:03:38 PM

Test Laboratory: RIM Testing Services

**RightHandSide\_802.11b\_high\_chan\_amb\_temp\_23.0\_liq\_temp\_21.9C**

**DUT: BlackBerry Smartphone; Type: Sample ; Serial: 32EFD945**

Communication System: 802.11 b (2450); Communication System Band: 802.11 b;  
Frequency: 2462 MHz; Communication System PAR: 0 dB  
Medium parameters used (interpolated):  $f = 2462 \text{ MHz}$ ;  $\sigma = 1.829 \text{ mho/m}$ ;  $\epsilon_r = 37.695$ ;  $\rho = 1000 \text{ kg/m}^3$   
Phantom section: Right Section  
Measurement Standard: DASY5 (IEEE/IEC/ANSI C63.19-2007)

DASY5 Configuration:

- Probe: ES3DV3 - SN3225; ConvF(4.6, 4.6, 4.6); Calibrated: 1/13/2011
- Sensor-Surface: 3mm (Mechanical Surface Detection)
- Electronics: DAE3 Sn472; Calibrated: 3/7/2011
- Phantom: SAM 1; Type: SAM 4.0; Serial: 1076
- Measurement SW: DASY52, Version 52.6 (2); SEMCAD X Version 14.4.4 (2829)

**Configuration/Touch position -/Area Scan (51x81x1):** Measurement grid:  
dx=15mm, dy=15mm

[Info: Interpolated medium parameters used for SAR evaluation.](#)


Maximum value of SAR (interpolated) = 0.174 mW/g

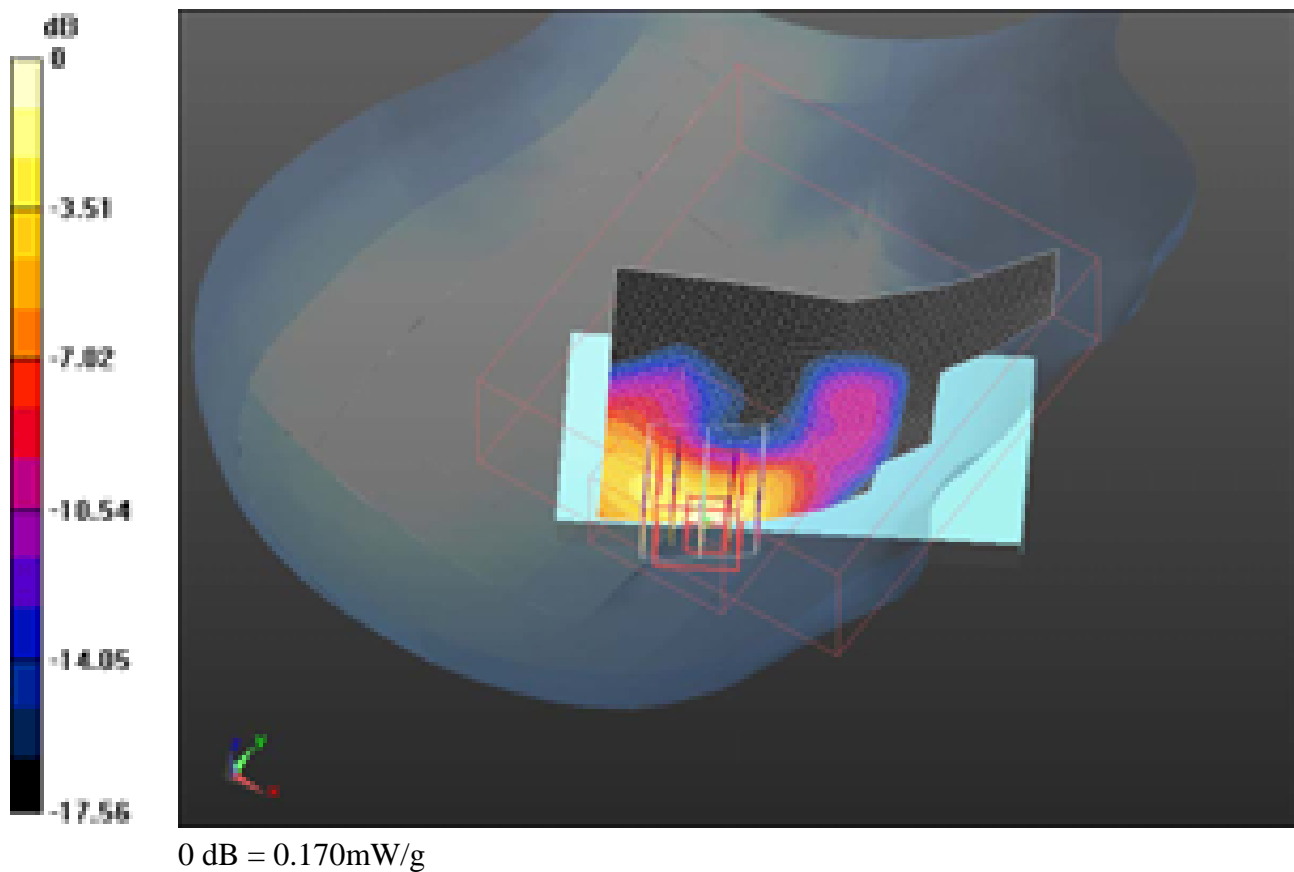
**Configuration/Touch position -/Zoom Scan (5x5x7) (5x5x7)/Cube 0:**


Measurement grid: dx=7.5mm, dy=7.5mm, dz=5mm  
Reference Value = 4.059 V/m; Power Drift = 0.02 dB  
Peak SAR (extrapolated) = 0.347 W/kg  
**SAR(1 g) = 0.149 mW/g; SAR(10 g) = 0.066 mW/g**

[Info: Interpolated medium parameters used for SAR evaluation.](#)

Maximum value of SAR (measured) = 0.170 mW/g

	Document <b>Appendix B for the BlackBerry® Smartphone Model RDR61CW/RDF31CW</b> <b>SAR Report</b>			Page <b>83(129)</b>
Author Data <b>Andrew Becker</b>	Dates of Test <b>May 3 – June 28, 2011</b> <b>August 31 – October 05, 2011</b>	Test Report No <b>RTS-2604-1106-84A</b>	FCC ID: <b>L6ARDR60CW</b> <b>L6ARDF30CW</b>	IC ID <b>2503A-RDR60CW</b> <b>2503A-RDF30CW</b>



	Document <b>Appendix B for the BlackBerry® Smartphone Model RDR61CW/RDF31CW</b> <b>SAR Report</b>			Page <b>84(129)</b>
Author Data <b>Andrew Becker</b>	Dates of Test <b>May 3 – June 28, 2011</b> <b>August 31 – October 05, 2011</b>	Test Report No <b>RTS-2604-1106-84A</b>	FCC ID: <b>L6ARDR60CW</b> <b>L6ARDF30CW</b>	IC ID <b>2503A-RDR60CW</b> <b>2503A-RDF30CW</b>

Date/Time: 6/24/2011 8:11:48 PM, Date/Time: 6/24/2011 8:16:53 PM

Test Laboratory: RIM Testing Services

**RightHandSide\_Tilt\_802.11b\_high\_chan\_amb\_temp\_23.0\_liq\_temp\_21.9C**

**DUT: BlackBerry Smartphone; Type: Sample ; Serial: 32EFD945**

Communication System: 802.11 b (2450); Communication System Band: 802.11 b;  
Frequency: 2462 MHz; Communication System PAR: 0 dB  
Medium parameters used (interpolated):  $f = 2462 \text{ MHz}$ ;  $\sigma = 1.829 \text{ mho/m}$ ;  $\epsilon_r = 37.695$ ;  $\rho = 1000 \text{ kg/m}^3$   
Phantom section: Right Section  
Measurement Standard: DASY5 (IEEE/IEC/ANSI C63.19-2007)

DASY5 Configuration:


- Probe: ES3DV3 - SN3225; ConvF(4.6, 4.6, 4.6); Calibrated: 1/13/2011
- Sensor-Surface: 3mm (Mechanical Surface Detection)
- Electronics: DAE3 Sn472; Calibrated: 3/7/2011
- Phantom: SAM 1; Type: SAM 4.0; Serial: 1076
- Measurement SW: DASY52, Version 52.6 (2); SEMCAD X Version 14.4.4 (2829)

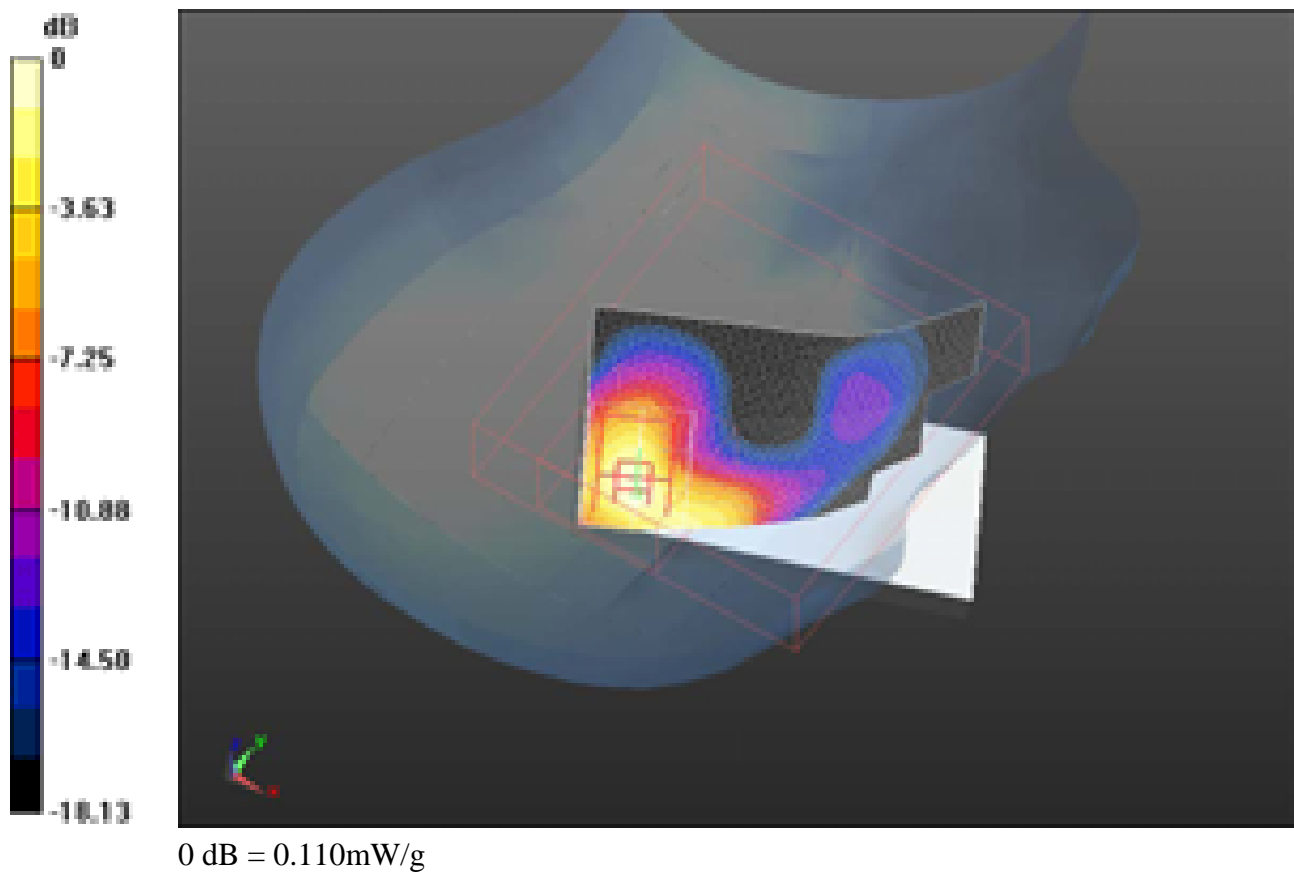
**Configuration/Touch position -/Area Scan (51x81x1):** Measurement grid:  
dx=15mm, dy=15mm


[Info: Interpolated medium parameters used for SAR evaluation.](#)  
Maximum value of SAR (interpolated) = 0.107 mW/g

**Configuration/Touch position -/Zoom Scan (5x5x7) (5x5x7)/Cube 0:**  
Measurement grid: dx=7.5mm, dy=7.5mm, dz=5mm  
Reference Value = 5.140 V/m; Power Drift = 0.16 dB  
Peak SAR (extrapolated) = 0.198 W/kg  
**SAR(1 g) = 0.090 mW/g; SAR(10 g) = 0.041 mW/g**

[Info: Interpolated medium parameters used for SAR evaluation.](#)  
Maximum value of SAR (measured) = 0.107 mW/g

	Document <b>Appendix B for the BlackBerry® Smartphone Model RDR61CW/RDF31CW</b> <b>SAR Report</b>			Page <b>85(129)</b>
Author Data <b>Andrew Becker</b>	Dates of Test <b>May 3 – June 28, 2011</b> <b>August 31 – October 05, 2011</b>	Test Report No <b>RTS-2604-1106-84A</b>	FCC ID: <b>L6ARDR60CW</b> <b>L6ARDF30CW</b>	IC ID <b>2503A-RDR60CW</b> <b>2503A-RDF30CW</b>



	Document <b>Appendix B for the BlackBerry® Smartphone Model RDR61CW/RDF31CW</b> <b>SAR Report</b>			Page <b>86(129)</b>
Author Data <b>Andrew Becker</b>	Dates of Test <b>May 3 – June 28, 2011</b> <b>August 31 – October 05, 2011</b>	Test Report No <b>RTS-2604-1106-84A</b>	FCC ID: <b>L6ARDR60CW</b> <b>L6ARDF30CW</b>	IC ID <b>2503A-RDR60CW</b> <b>2503A-RDF30CW</b>

Date/Time: 6/24/2011 7:02:54 PM, Date/Time: 6/24/2011 7:07:54 PM

Test Laboratory: RIM Testing Services

**LeftHandSide\_802.11b\_high\_chan\_amb\_temp\_23.2\_liq\_temp\_22.1C**

**DUT: BlackBerry Smartphone; Type: Sample ; Serial: 32EFD945**

Communication System: 802.11 b (2450); Communication System Band: 802.11 b;  
Frequency: 2462 MHz; Communication System PAR: 0 dB  
Medium parameters used (interpolated):  $f = 2462 \text{ MHz}$ ;  $\sigma = 1.829 \text{ mho/m}$ ;  $\epsilon_r = 37.695$ ;  $\rho = 1000 \text{ kg/m}^3$   
Phantom section: Left Section  
Measurement Standard: DASY5 (IEEE/IEC/ANSI C63.19-2007)

DASY5 Configuration:

- Probe: ES3DV3 - SN3225; ConvF(4.6, 4.6, 4.6); Calibrated: 1/13/2011
- Sensor-Surface: 3mm (Mechanical Surface Detection)
- Electronics: DAE3 Sn472; Calibrated: 3/7/2011
- Phantom: SAM 1; Type: SAM 4.0; Serial: 1076
- Measurement SW: DASY52, Version 52.6 (2); SEMCAD X Version 14.4.4 (2829)

**Configuration/Touch position -/Area Scan (51x81x1):** Measurement grid:  
dx=15mm, dy=15mm

[Info: Interpolated medium parameters used for SAR evaluation.](#)


Maximum value of SAR (interpolated) = 0.062 mW/g

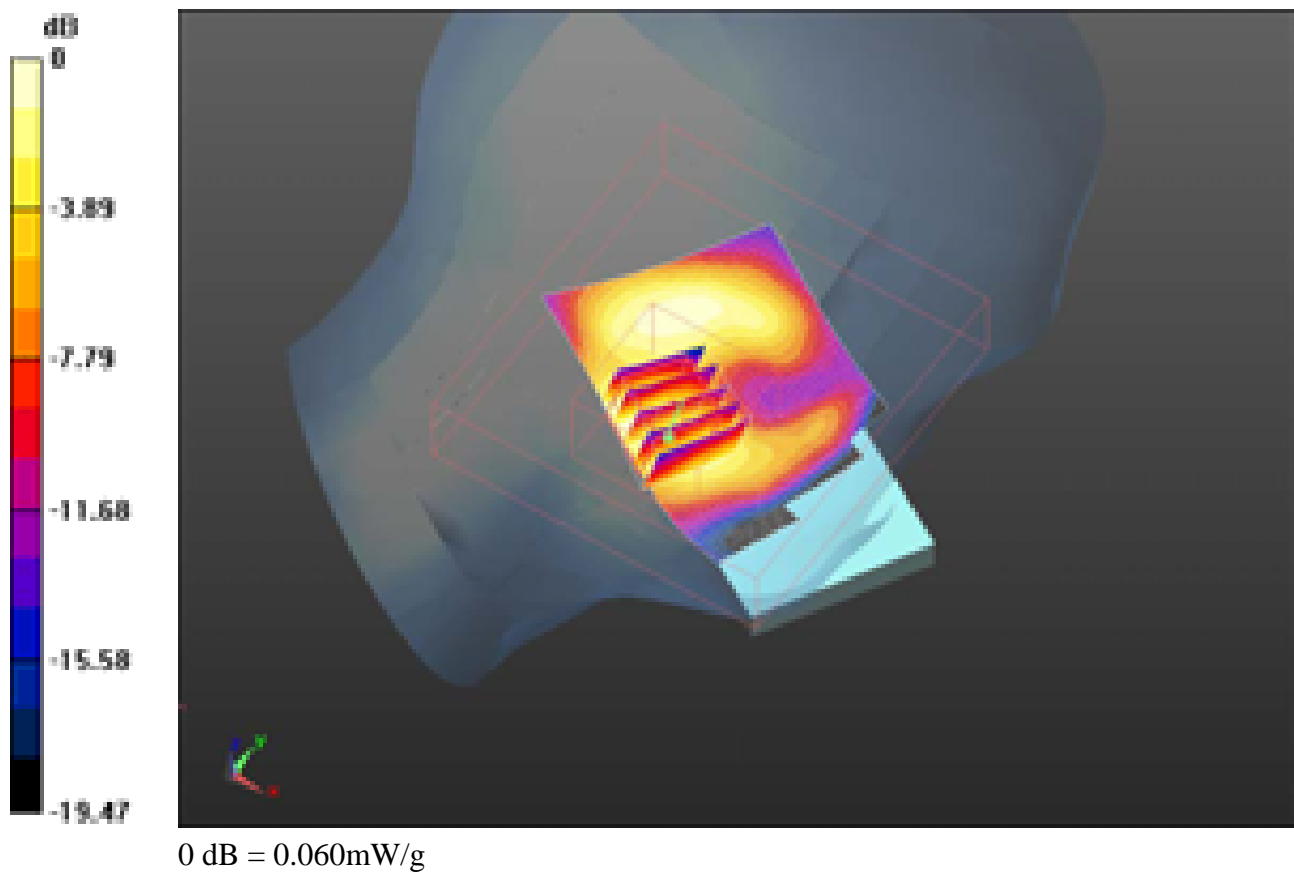
**Configuration/Touch position -/Zoom Scan (5x5x7) (5x5x7)/Cube 0:**


Measurement grid: dx=7.5mm, dy=7.5mm, dz=5mm  
Reference Value = 4.644 V/m; Power Drift = -0.07 dB  
Peak SAR (extrapolated) = 0.110 W/kg  
**SAR(1 g) = 0.057 mW/g; SAR(10 g) = 0.029 mW/g**

[Info: Interpolated medium parameters used for SAR evaluation.](#)

Maximum value of SAR (measured) = 0.062 mW/g

	Document			Page
	<b>Appendix B for the BlackBerry® Smartphone Model RDR61CW/RDF31CW</b> <b>SAR Report</b>			<b>87(129)</b>
Author Data	Dates of Test	Test Report No	FCC ID:	IC ID
<b>Andrew Becker</b>	<b>May 3 – June 28, 2011</b> <b>August 31 – October 05, 2011</b>	<b>RTS-2604-1106-84A</b>	<b>L6ARDR60CW</b> <b>L6ARDF30CW</b>	<b>2503A-RDR60CW</b> <b>2503A-RDF30CW</b>



	Document <b>Appendix B for the BlackBerry® Smartphone Model RDR61CW/RDF31CW</b> <b>SAR Report</b>			Page <b>88(129)</b>
Author Data <b>Andrew Becker</b>	Dates of Test <b>May 3 – June 28, 2011</b> <b>August 31 – October 05, 2011</b>	Test Report No <b>RTS-2604-1106-84A</b>	FCC ID: <b>L6ARDR60CW</b> <b>L6ARDF30CW</b>	IC ID <b>2503A-RDR60CW</b> <b>2503A-RDF30CW</b>

Date/Time: 6/24/2011 7:32:46 PM, Date/Time: 6/24/2011 7:37:47 PM

Test Laboratory: RIM Testing Services

**LeftHandSide\_Tilt\_802.11b\_high\_chan\_amb\_temp\_23.1\_liq\_temp\_22.0**

**C**

**DUT: BlackBerry Smartphone; Type: Sample ; Serial: 32EFD945**

Communication System: 802.11 b (2450); Communication System Band: 802.11 b;  
Frequency: 2462 MHz; Communication System PAR: 0 dB  
Medium parameters used (interpolated):  $f = 2462 \text{ MHz}$ ;  $\sigma = 1.829 \text{ mho/m}$ ;  $\epsilon_r = 37.695$ ;  $\rho = 1000 \text{ kg/m}^3$   
Phantom section: Left Section  
Measurement Standard: DASY5 (IEEE/IEC/ANSI C63.19-2007)

DASY5 Configuration:

- Probe: ES3DV3 - SN3225; ConvF(4.6, 4.6, 4.6); Calibrated: 1/13/2011
- Sensor-Surface: 3mm (Mechanical Surface Detection)
- Electronics: DAE3 Sn472; Calibrated: 3/7/2011
- Phantom: SAM 1; Type: SAM 4.0; Serial: 1076
- Measurement SW: DASY52, Version 52.6 (2); SEMCAD X Version 14.4.4 (2829)


**Configuration/Touch position -/Area Scan (51x81x1):** Measurement grid:  
dx=15mm, dy=15mm

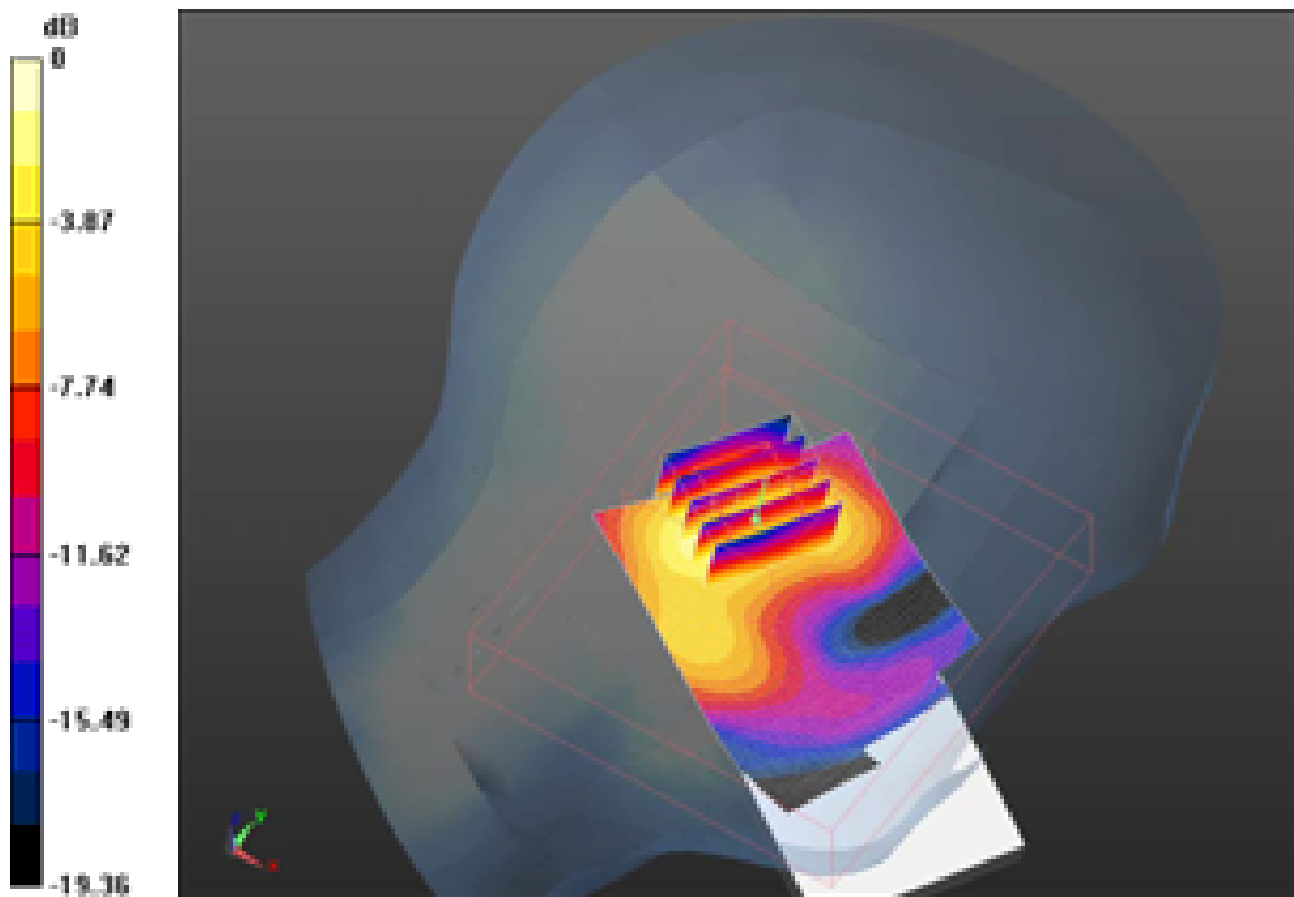
[Info: Interpolated medium parameters used for SAR evaluation.](#)  
Maximum value of SAR (interpolated) = 0.057 mW/g

**Configuration/Touch position -/Zoom Scan (5x5x7) (6x5x7)/Cube 0:**  
Measurement grid: dx=7.5mm, dy=7.5mm, dz=5mm  
Reference Value = 5.521 V/m; Power Drift = -0.09 dB  
Peak SAR (extrapolated) = 0.093 W/kg  
**SAR(1 g) = 0.050 mW/g; SAR(10 g) = 0.025 mW/g**


[Info: Interpolated medium parameters used for SAR evaluation.](#)  
Maximum value of SAR (measured) = 0.058 mW/g



	Document <b>Appendix B for the BlackBerry® Smartphone Model RDR61CW/RDF31CW</b> <b>SAR Report</b>			Page <b>89(129)</b>
Author Data <b>Andrew Becker</b>	Dates of Test <b>May 3 – June 28, 2011</b> <b>August 31 – October 05, 2011</b>	Test Report No <b>RTS-2604-1106-84A</b>	FCC ID: <b>L6ARDR60CW</b> <b>L6ARDF30CW</b>	IC ID <b>2503A-RDR60CW</b> <b>2503A-RDF30CW</b>



0 dB = 0.060mW/g

	Document <b>Appendix B for the BlackBerry® Smartphone Model RDR61CW/RDF31CW</b> <b>SAR Report</b>			Page <b>90(129)</b>
Author Data <b>Andrew Becker</b>	Dates of Test <b>May 3 – June 28, 2011</b> <b>August 31 – October 05, 2011</b>	Test Report No <b>RTS-2604-1106-84A</b>	FCC ID: <b>L6ARDR60CW</b> <b>L6ARDF30CW</b>	IC ID <b>2503A-RDR60CW</b> <b>2503A-RDF30CW</b>

Date/Time: 6/15/2011 10:11:58 PM, Date/Time: 6/15/2011 10:17:19 PM

Test Laboratory: RIM Testing Services

**RightHandSide\_Bluetooth\_mid\_chan\_amb\_temp\_23.8\_liq\_temp\_22.3C**

**DUT: BlackBerry Smartphone; Type: Sample ; Serial: 32EFD945**

Communication System: Bluetooth; Frequency: 2441 MHz; Communication System

PAR: 0 dB

Medium parameters used (interpolated):  $f = 2441 \text{ MHz}$ ;  $\sigma = 1.883 \text{ mho/m}$ ;  $\epsilon_r = 40.624$ ;  $\rho = 1000 \text{ kg/m}^3$

Phantom section: Right Section

Measurement Standard: DASYS (IEEE/IEC/ANSI C63.19-2007)

DASY5 Configuration:

- Probe: ES3DV3 - SN3225; ConvF(4.6, 4.6, 4.6); Calibrated: 1/13/2011
- Sensor-Surface: 3mm (Mechanical Surface Detection)
- Electronics: DAE3 Sn472; Calibrated: 3/7/2011
- Phantom: SAM 1; Type: SAM 4.0; Serial: 1076
- Measurement SW: DASY52, Version 52.6 (2); SEMCAD X Version 14.4.4 (2829)

**Configuration/Touch position -/Area Scan (51x81x1):** Measurement grid:  
dx=15mm, dy=15mm

[Info: Interpolated medium parameters used for SAR evaluation.](#)

Maximum value of SAR (interpolated) = 0.0097 mW/g

**Configuration/Touch position -/Zoom Scan (5x5x7) (5x5x7)/Cube 0:**

Measurement grid: dx=7.5mm, dy=7.5mm, dz=5mm


Reference Value = 0.548 V/m; Power Drift = 4.09 dB

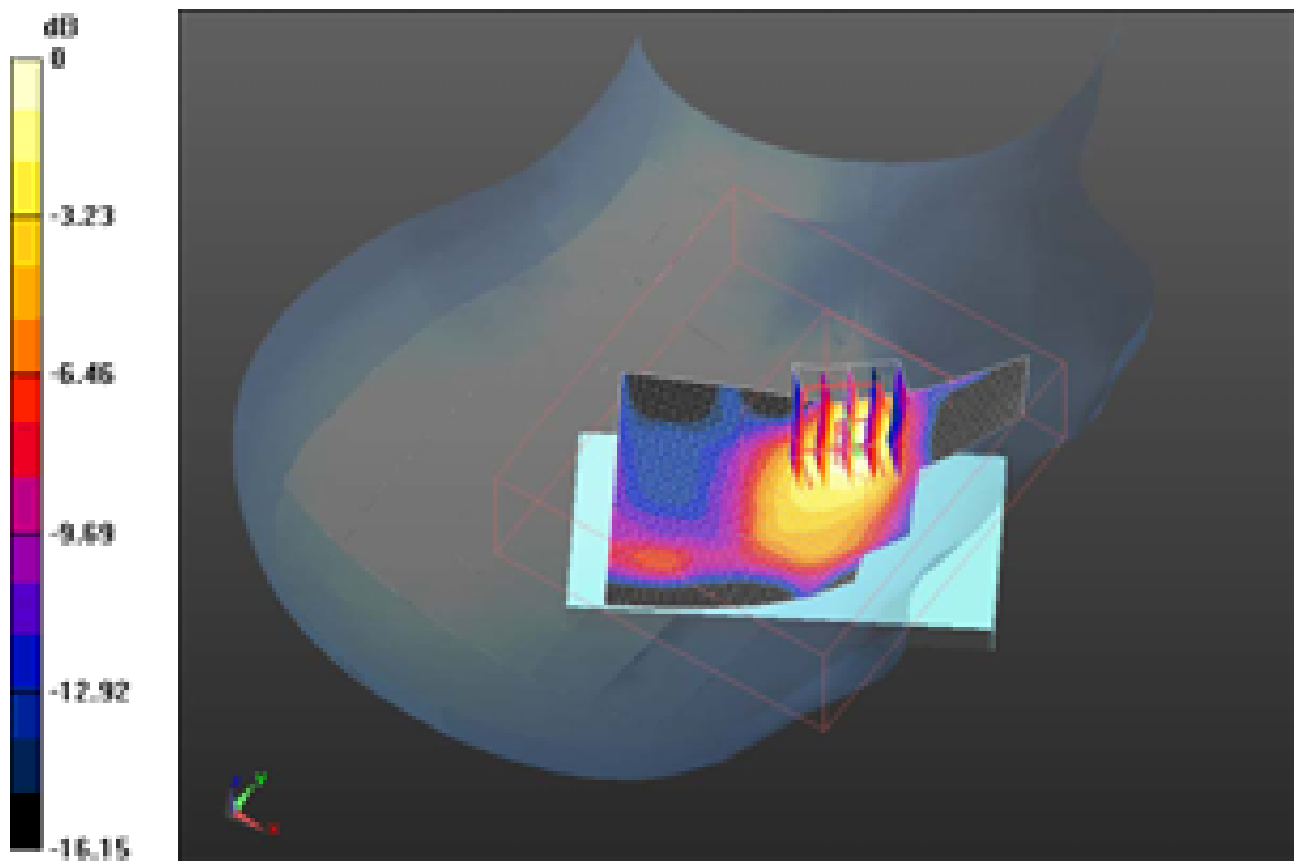
Peak SAR (extrapolated) = 0.020 W/kg

**SAR(1 g) = 0.00813 mW/g; SAR(10 g) = 0.00376 mW/g**


[Info: Interpolated medium parameters used for SAR evaluation.](#)

Maximum value of SAR (measured) = 0.00861 mW/g

	Document <b>Appendix B for the BlackBerry® Smartphone Model RDR61CW/RDF31CW</b> <b>SAR Report</b>			Page <b>91(129)</b>
Author Data <b>Andrew Becker</b>	Dates of Test <b>May 3 – June 28, 2011</b> <b>August 31 – October 05, 2011</b>	Test Report No <b>RTS-2604-1106-84A</b>	FCC ID: <b>L6ARDR60CW</b> <b>L6ARDF30CW</b>	IC ID <b>2503A-RDR60CW</b> <b>2503A-RDF30CW</b>



0 dB = 0.0086mW/g

	Document <b>Appendix B for the BlackBerry® Smartphone Model RDR61CW/RDF31CW</b> <b>SAR Report</b>			Page <b>92(129)</b>
Author Data <b>Andrew Becker</b>	Dates of Test <b>May 3 – June 28, 2011</b> <b>August 31 – October 05, 2011</b>	Test Report No <b>RTS-2604-1106-84A</b>	FCC ID: <b>L6ARDR60CW</b> <b>L6ARDF30CW</b>	IC ID <b>2503A-RDR60CW</b> <b>2503A-RDF30CW</b>

Date/Time: 6/15/2011 10:25:16 PM, Date/Time: 6/15/2011 10:30:36 PM

Test Laboratory: RIM Testing Services

**RightHandSide\_Tilt\_Bluetooth\_mid\_chan\_amb\_temp\_23.7\_liq\_temp\_22.  
2C**

**DUT: BlackBerry Smartphone; Type: Sample ; Serial: 32EFD945**

Communication System: Bluetooth; Frequency: 2441 MHz; Communication System

PAR: 0 dB

Medium parameters used (interpolated):  $f = 2441 \text{ MHz}$ ;  $\sigma = 1.883 \text{ mho/m}$ ;  $\epsilon_r = 40.624$ ;  $\rho = 1000 \text{ kg/m}^3$

Phantom section: Right Section

Measurement Standard: DASY5 (IEEE/IEC/ANSI C63.19-2007)

DASY5 Configuration:

- Probe: ES3DV3 - SN3225; ConvF(4.6, 4.6, 4.6); Calibrated: 1/13/2011
- Sensor-Surface: 3mm (Mechanical Surface Detection)
- Electronics: DAE3 Sn472; Calibrated: 3/7/2011
- Phantom: SAM 1; Type: SAM 4.0; Serial: 1076
- Measurement SW: DASY52, Version 52.6 (2); SEMCAD X Version 14.4.4 (2829)

**Configuration/Touch position -/Area Scan (51x81x1):** Measurement grid:  
dx=15mm, dy=15mm

[Info: Interpolated medium parameters used for SAR evaluation.](#)

Maximum value of SAR (interpolated) = 0.00289 mW/g

**Configuration/Touch position -/Zoom Scan (5x5x7) (5x5x7)/Cube 0:**

Measurement grid: dx=7.5mm, dy=7.5mm, dz=5mm


Reference Value = 1.137 V/m; Power Drift = 0.69 dB

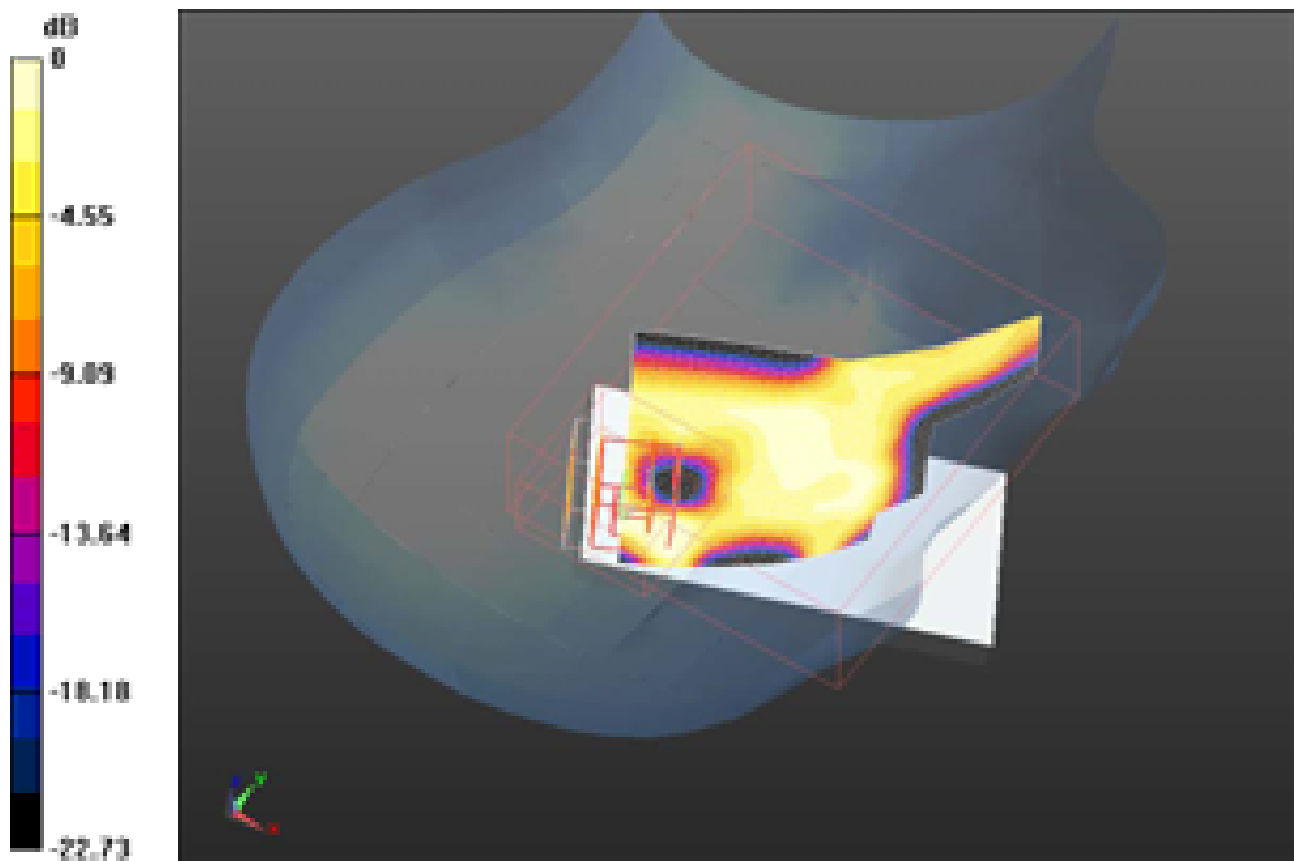
Peak SAR (extrapolated) = 0.00395 W/kg

**SAR(1 g) = 0.00158 mW/g; SAR(10 g) = 0.000651 mW/g**


[Info: Interpolated medium parameters used for SAR evaluation.](#)

Maximum value of SAR (measured) = 0.0018 mW/g

	Document <b>Appendix B for the BlackBerry® Smartphone Model RDR61CW/RDF31CW</b> <b>SAR Report</b>			Page <b>93(129)</b>
Author Data <b>Andrew Becker</b>	Dates of Test <b>May 3 – June 28, 2011</b> <b>August 31 – October 05, 2011</b>	Test Report No <b>RTS-2604-1106-84A</b>	FCC ID: <b>L6ARDR60CW</b> <b>L6ARDF30CW</b>	IC ID <b>2503A-RDR60CW</b> <b>2503A-RDF30CW</b>



0 dB = 0.0018mW/g

	Document <b>Appendix B for the BlackBerry® Smartphone Model RDR61CW/RDF31CW</b> <b>SAR Report</b>			Page <b>94(129)</b>
Author Data <b>Andrew Becker</b>	Dates of Test <b>May 3 – June 28, 2011</b> <b>August 31 – October 05, 2011</b>	Test Report No <b>RTS-2604-1106-84A</b>	FCC ID: <b>L6ARDR60CW</b> <b>L6ARDF30CW</b>	IC ID <b>2503A-RDR60CW</b> <b>2503A-RDF30CW</b>

Date/Time: 6/15/2011 10:38:08 PM, Date/Time: 6/15/2011 10:43:11 PM

Test Laboratory: RIM Testing Services

**LeftHandSide\_Bluetooth\_mid\_chan\_amb\_temp\_23.5\_liq\_temp\_22.2C**

**DUT: BlackBerry Smartphone; Type: Sample ; Serial: 32EFD945**

Communication System: Bluetooth; Frequency: 2441 MHz; Communication System

PAR: 0 dB

Medium parameters used (interpolated):  $f = 2441 \text{ MHz}$ ;  $\sigma = 1.883 \text{ mho/m}$ ;  $\epsilon_r = 40.624$ ;  $\rho = 1000 \text{ kg/m}^3$

Phantom section: Left Section

Measurement Standard: DASY5 (IEEE/IEC/ANSI C63.19-2007)

DASY5 Configuration:

- Probe: ES3DV3 - SN3225; ConvF(4.6, 4.6, 4.6); Calibrated: 1/13/2011
- Sensor-Surface: 3mm (Mechanical Surface Detection)
- Electronics: DAE3 Sn472; Calibrated: 3/7/2011
- Phantom: SAM 1; Type: SAM 4.0; Serial: 1076
- Measurement SW: DASY52, Version 52.6 (2); SEMCAD X Version 14.4.4 (2829)

**Configuration/Touch position -/Area Scan (51x81x1):** Measurement grid:  
dx=15mm, dy=15mm

[Info: Interpolated medium parameters used for SAR evaluation.](#)

Maximum value of SAR (interpolated) = 0.00536 mW/g

**Configuration/Touch position -/Zoom Scan (5x5x7) (5x5x7)/Cube 0:**

Measurement grid: dx=7.5mm, dy=7.5mm, dz=5mm


Reference Value = 0.906 V/m; Power Drift = 1.55 dB

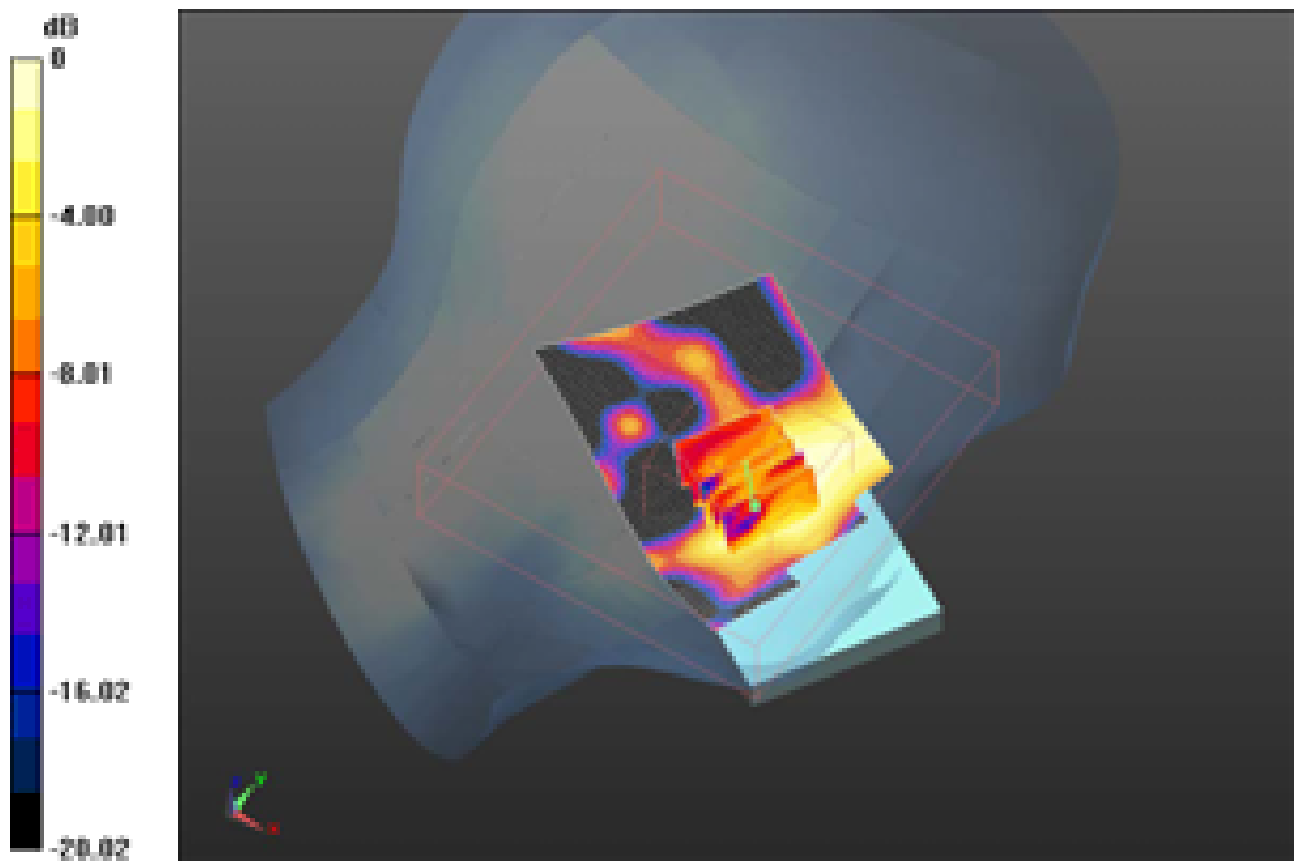
Peak SAR (extrapolated) = 0.00687 W/kg

**SAR(1 g) = 0.00338 mW/g; SAR(10 g) = 0.00198 mW/g**


[Info: Interpolated medium parameters used for SAR evaluation.](#)

Maximum value of SAR (measured) = 0.00361 mW/g

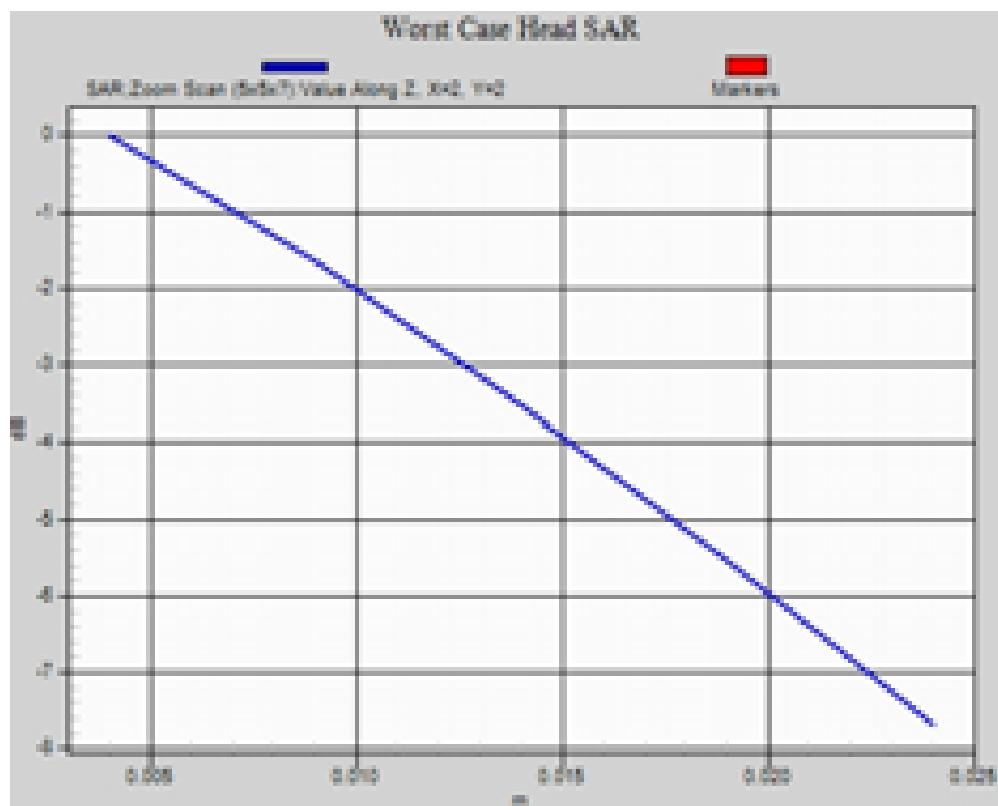
	Document <b>Appendix B for the BlackBerry® Smartphone Model RDR61CW/RDF31CW</b> <b>SAR Report</b>			Page <b>95(129)</b>
Author Data <b>Andrew Becker</b>	Dates of Test <b>May 3 – June 28, 2011</b> <b>August 31 – October 05, 2011</b>	Test Report No <b>RTS-2604-1106-84A</b>	FCC ID: <b>L6ARDR60CW</b> <b>L6ARDF30CW</b>	IC ID <b>2503A-RDR60CW</b> <b>2503A-RDF30CW</b>




0 dB = 0.0036mW/g

	Document <b>Appendix B for the BlackBerry® Smartphone Model RDR61CW/RDF31CW</b> <b>SAR Report</b>			Page <b>96(129)</b>
Author Data <b>Andrew Becker</b>	Dates of Test <b>May 3 – June 28, 2011</b> <b>August 31 – October 05, 2011</b>	Test Report No <b>RTS-2604-1106-84A</b>	FCC ID: <b>L6ARDR60CW</b> <b>L6ARDF30CW</b>	IC ID <b>2503A-RDR60CW</b> <b>2503A-RDF30CW</b>

**Z axis plot for the worst case head configuration:**





	Document <b>Appendix B for the BlackBerry® Smartphone Model RDR61CW/RDF31CW</b> <b>SAR Report</b>				Page <b>97(129)</b>
Author Data <b>Andrew Becker</b>	Dates of Test <b>May 3 – June 28, 2011</b> <b>August 31 – October 05, 2011</b>	Test Report No <b>RTS-2604-1106-84A</b>	FCC ID: <b>L6ARDR60CW</b> <b>L6ARDF30CW</b>	IC ID <b>2503A-RDR60CW</b> <b>2503A-RDF30CW</b>	

Date/Time: 10/5/2011 1:52:41 PM, Date/Time: 10/5/2011 1:57:46 PM

Test Laboratory: RIM Testing Services

**RightHandSide\_CDMA850\_low\_chan\_amb\_temp\_24.8\_liq\_temp\_22.9C**

**DUT: BlackBerry Smartphone; Type: Sample ; Serial: 3301C631**

Communication System: CDMA 850; Frequency: 824.7 MHz

Medium parameters used:  $f = 825 \text{ MHz}$ ;  $\sigma = 0.861 \text{ mho/m}$ ;  $\epsilon_r = 41.641$ ;  $\rho = 1000 \text{ kg/m}^3$

Phantom section: Right Section

Measurement Standard: DASYS (IEEE/IEC/ANSI C63.19-2007)

DASY5 Configuration:

- Probe: ES3DV3 - SN3225; ConvF(6.47, 6.47, 6.47); Calibrated: 1/13/2011
- Sensor-Surface: 3mm (Mechanical Surface Detection)
- Electronics: DAE3 Sn472; Calibrated: 3/7/2011
- Phantom: SAM 1; Type: SAM 4.0; Serial: 1076
- Measurement SW: DASY52, Version 52.6 (2); SEMCAD X Version 14.4.4 (2829)

**Configuration/Touch position -/Area Scan (51x81x1):** Measurement grid:

$dx=15\text{mm}$ ,  $dy=15\text{mm}$

Maximum value of SAR (interpolated) = 1.072 mW/g

**Configuration/Touch position -/Zoom Scan (5x5x7) (5x5x7)/Cube 0:**


Measurement grid:  $dx=7.5\text{mm}$ ,  $dy=7.5\text{mm}$ ,  $dz=5\text{mm}$

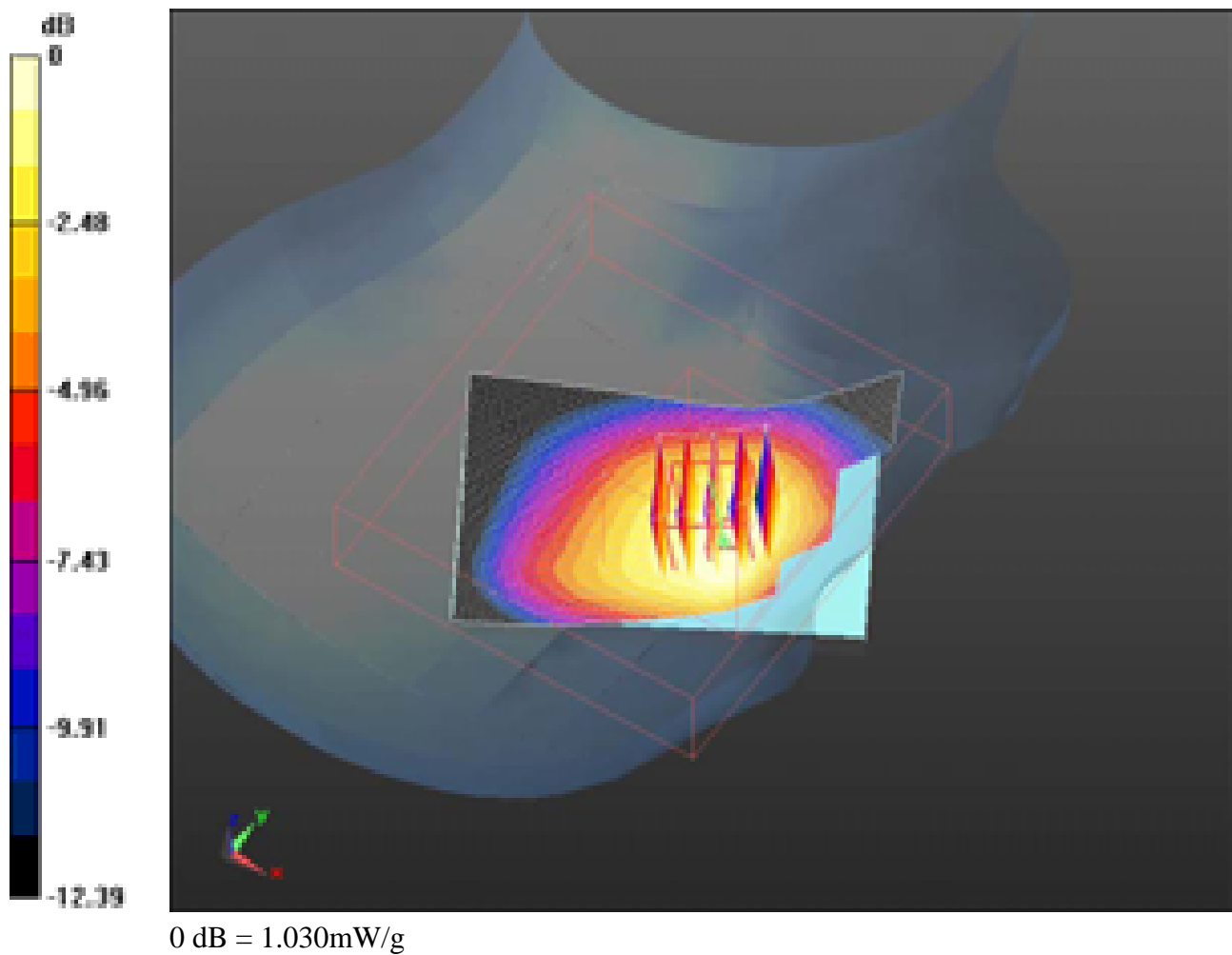
Reference Value = 11.127 V/m; Power Drift = -0.02 dB


Peak SAR (extrapolated) = 1.232 W/kg

**SAR(1 g) = 0.931 mW/g; SAR(10 g) = 0.681 mW/g**

Maximum value of SAR (measured) = 1.026 mW/g

	Document <b>Appendix B for the BlackBerry® Smartphone Model RDR61CW/RDF31CW</b> <b>SAR Report</b>			Page <b>98(129)</b>
Author Data <b>Andrew Becker</b>	Dates of Test <b>May 3 – June 28, 2011</b> <b>August 31 – October 05, 2011</b>	Test Report No <b>RTS-2604-1106-84A</b>	FCC ID: <b>L6ARDR60CW</b> <b>L6ARDF30CW</b>	IC ID <b>2503A-RDR60CW</b> <b>2503A-RDF30CW</b>



	Document <b>Appendix B for the BlackBerry® Smartphone Model RDR61CW/RDF31CW</b> <b>SAR Report</b>				Page <b>99(129)</b>
Author Data <b>Andrew Becker</b>	Dates of Test <b>May 3 – June 28, 2011</b> <b>August 31 – October 05, 2011</b>	Test Report No <b>RTS-2604-1106-84A</b>	FCC ID: <b>L6ARDR60CW</b> <b>L6ARDF30CW</b>	IC ID <b>2503A-RDR60CW</b> <b>2503A-RDF30CW</b>	

Date/Time: 10/5/2011 12:35:07 PM, Date/Time: 10/5/2011 12:40:08 PM

Test Laboratory: RIM Testing Services

**LeftHandSide\_CDMA850\_low\_chan\_amb\_temp\_24.7\_liq\_temp\_22.8C**

**DUT: BlackBerry Smartphone; Type: Sample ; Serial: 3301C631**

Communication System: CDMA 850; Frequency: 824.7 MHz

Medium parameters used:  $f = 825 \text{ MHz}$ ;  $\sigma = 0.861 \text{ mho/m}$ ;  $\epsilon_r = 41.641$ ;  $\rho = 1000 \text{ kg/m}^3$

Phantom section: Left Section

Measurement Standard: DASYS (IEEE/IEC/ANSI C63.19-2007)

DASY5 Configuration:

- Probe: ES3DV3 - SN3225; ConvF(6.47, 6.47, 6.47); Calibrated: 1/13/2011
- Sensor-Surface: 3mm (Mechanical Surface Detection)
- Electronics: DAE3 Sn472; Calibrated: 3/7/2011
- Phantom: SAM 1; Type: SAM 4.0; Serial: 1076
- Measurement SW: DASY52, Version 52.6 (2); SEMCAD X Version 14.4.4 (2829)

**Configuration/Touch position -/Area Scan (51x81x1):** Measurement grid:

$dx=15\text{mm}$ ,  $dy=15\text{mm}$

Maximum value of SAR (interpolated) = 1.247 mW/g

**Configuration/Touch position -/Zoom Scan (5x5x7) (6x6x7)/Cube 0:**


Measurement grid:  $dx=7.5\text{mm}$ ,  $dy=7.5\text{mm}$ ,  $dz=5\text{mm}$


Reference Value = 11.133 V/m; Power Drift = -0.06 dB


Peak SAR (extrapolated) = 1.666 W/kg

**SAR(1 g) = 1.07 mW/g; SAR(10 g) = 0.722 mW/g**

Maximum value of SAR (measured) = 1.240 mW/g

	Document <b>Appendix B for the BlackBerry® Smartphone Model RDR61CW/RDF31CW</b> <b>SAR Report</b>			Page <b>100(129)</b>
Author Data <b>Andrew Becker</b>	Dates of Test <b>May 3 – June 28, 2011</b> <b>August 31 – October 05, 2011</b>	Test Report No <b>RTS-2604-1106-84A</b>	FCC ID: <b>L6ARDR60CW</b> <b>L6ARDF30CW</b>	IC ID <b>2503A-RDR60CW</b> <b>2503A-RDF30CW</b>



	Document <b>Appendix B for the BlackBerry® Smartphone Model RDR61CW/RDF31CW</b> <b>SAR Report</b>			Page <b>101(129)</b>
Author Data <b>Andrew Becker</b>	Dates of Test <b>May 3 – June 28, 2011</b> <b>August 31 – October 05, 2011</b>	Test Report No <b>RTS-2604-1106-84A</b>	FCC ID: <b>L6ARDR60CW</b> <b>L6ARDF30CW</b>	IC ID <b>2503A-RDR60CW</b> <b>2503A-RDF30CW</b>

Date/Time: 10/5/2011 12:16:38 PM, Date/Time: 10/5/2011 12:23:13 PM

Test Laboratory: RIM Testing Services

## LeftHandSide\_CDMA850\_mid\_chan\_amb\_temp\_24.8\_liq\_temp\_22.9C

**DUT: BlackBerry Smartphone; Type: Sample ; Serial: 3301C631**

Communication System: CDMA 850; Frequency: 836.52 MHz

Medium parameters used (interpolated):  $f = 836.52$  MHz;  $\sigma = 0.873$  mho/m;  $\epsilon_r = 41.542$ ;  
 $\rho = 1000$  kg/m<sup>3</sup>

Phantom section: Left Section

Measurement Standard: DASY5 (IEEE/IEC/ANSI C63.19-2007)

DASY5 Configuration:

- Probe: ES3DV3 - SN3225; ConvF(6.47, 6.47, 6.47); Calibrated: 1/13/2011
- Sensor-Surface: 3mm (Mechanical Surface Detection)
- Electronics: DAE3 Sn472; Calibrated: 3/7/2011
- Phantom: SAM 1; Type: SAM 4.0; Serial: 1076
- Measurement SW: DASY52, Version 52.6 (2); SEMCAD X Version 14.4.4 (2829)

**Configuration/Touch position -/Area Scan (51x81x1):** Measurement grid:  
dx=15mm, dy=15mm

[Info: Interpolated medium parameters used for SAR evaluation.](#)

Maximum value of SAR (interpolated) = 1.225 mW/g

**Configuration/Touch position -/Zoom Scan (5x5x7) (6x6x7)/Cube 0:**

Measurement grid: dx=7.5mm, dy=7.5mm, dz=5mm


Reference Value = 10.663 V/m; Power Drift = -0.18 dB

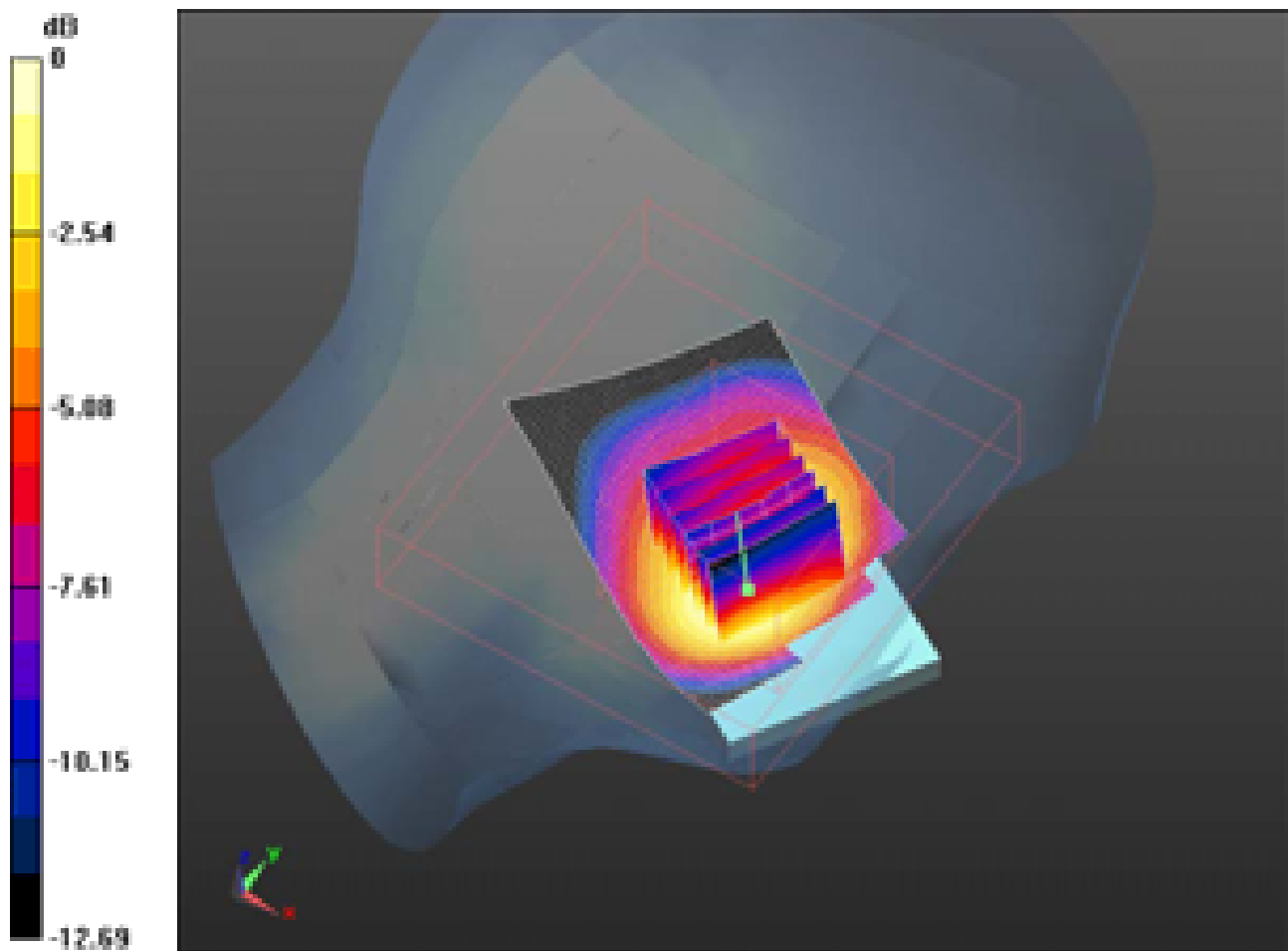
Peak SAR (extrapolated) = 1.585 W/kg

**SAR(1 g) = 1.04 mW/g; SAR(10 g) = 0.696 mW/g**


[Info: Interpolated medium parameters used for SAR evaluation.](#)

Maximum value of SAR (measured) = 1.206 mW/g

	Document <b>Appendix B for the BlackBerry® Smartphone Model RDR61CW/RDF31CW</b> <b>SAR Report</b>			Page <b>102(129)</b>
Author Data <b>Andrew Becker</b>	Dates of Test <b>May 3 – June 28, 2011</b> <b>August 31 – October 05, 2011</b>	Test Report No <b>RTS-2604-1106-84A</b>	FCC ID: <b>L6ARDR60CW</b> <b>L6ARDF30CW</b>	IC ID <b>2503A-RDR60CW</b> <b>2503A-RDF30CW</b>



0 dB = 1.210mW/g

	Document <b>Appendix B for the BlackBerry® Smartphone Model RDR61CW/RDF31CW</b> <b>SAR Report</b>			Page <b>103(129)</b>
Author Data <b>Andrew Becker</b>	Dates of Test <b>May 3 – June 28, 2011</b> <b>August 31 – October 05, 2011</b>	Test Report No <b>RTS-2604-1106-84A</b>	FCC ID: <b>L6ARDR60CW</b> <b>L6ARDF30CW</b>	IC ID <b>2503A-RDR60CW</b> <b>2503A-RDF30CW</b>

Date/Time: 10/5/2011 12:51:39 PM, Date/Time: 10/5/2011 12:56:40 PM

Test Laboratory: RIM Testing Services

**LeftHandSide\_CDMA850\_high\_chan\_amb\_temp\_24.9\_liq\_temp\_23.0C**

**DUT: BlackBerry Smartphone; Type: Sample ; Serial: 3301C631**

Communication System: CDMA 850; Frequency: 848.52 MHz

Medium parameters used (interpolated):  $f = 848.52$  MHz;  $\sigma = 0.887$  mho/m;  $\epsilon_r = 41.424$ ;  
 $\rho = 1000$  kg/m<sup>3</sup>

Phantom section: Left Section

Measurement Standard: DASYS (IEEE/IEC/ANSI C63.19-2007)

DASY5 Configuration:

- Probe: ES3DV3 - SN3225; ConvF(6.47, 6.47, 6.47); Calibrated: 1/13/2011
- Sensor-Surface: 3mm (Mechanical Surface Detection)
- Electronics: DAE3 Sn472; Calibrated: 3/7/2011
- Phantom: SAM 1; Type: SAM 4.0; Serial: 1076
- Measurement SW: DASY52, Version 52.6 (2); SEMCAD X Version 14.4.4 (2829)

**Configuration/Touch position -/Area Scan (51x81x1):** Measurement grid:  
dx=15mm, dy=15mm

[Info: Interpolated medium parameters used for SAR evaluation.](#)

Maximum value of SAR (interpolated) = 1.154 mW/g

**Configuration/Touch position -/Zoom Scan (5x5x7) (6x6x7)/Cube 0:**

Measurement grid: dx=7.5mm, dy=7.5mm, dz=5mm


Reference Value = 10.209 V/m; Power Drift = -0.0024 dB

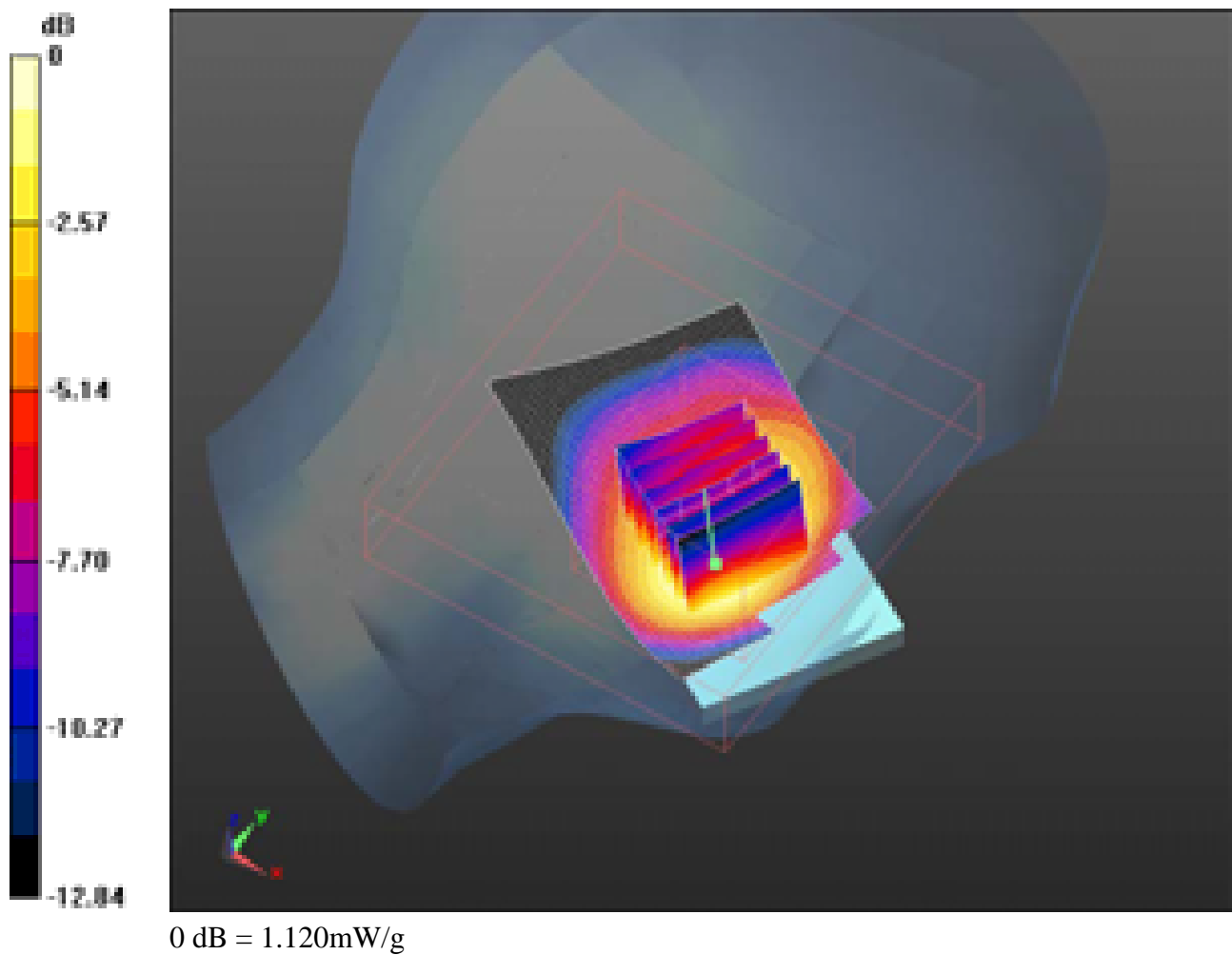
Peak SAR (extrapolated) = 1.483 W/kg

**SAR(1 g) = 0.971 mW/g; SAR(10 g) = 0.650 mW/g**


[Info: Interpolated medium parameters used for SAR evaluation.](#)

Maximum value of SAR (measured) = 1.125 mW/g

	Document <b>Appendix B for the BlackBerry® Smartphone Model RDR61CW/RDF31CW</b> <b>SAR Report</b>			Page <b>104(129)</b>
Author Data <b>Andrew Becker</b>	Dates of Test <b>May 3 – June 28, 2011</b> <b>August 31 – October 05, 2011</b>	Test Report No <b>RTS-2604-1106-84A</b>	FCC ID: <b>L6ARDR60CW</b> <b>L6ARDF30CW</b>	IC ID <b>2503A-RDR60CW</b> <b>2503A-RDF30CW</b>





	Document <b>Appendix B for the BlackBerry® Smartphone Model RDR61CW/RDF31CW</b> <b>SAR Report</b>			Page <b>105(129)</b>
Author Data <b>Andrew Becker</b>	Dates of Test <b>May 3 – June 28, 2011</b> <b>August 31 – October 05, 2011</b>	Test Report No <b>RTS-2604-1106-84A</b>	FCC ID: <b>L6ARDR60CW</b> <b>L6ARDF30CW</b>	IC ID <b>2503A-RDR60CW</b> <b>2503A-RDF30CW</b>

Date/Time: 9/9/2011 11:45:37 AM, Date/Time: 9/9/2011 11:50:46 AM, Date/Time:  
9/9/2011 11:56:56 AM

Test Laboratory: RIM Testing Services

**RightHandSide\_CDMA\_1700\_AWS\_low\_chan\_amb\_temp\_23.4\_liq\_tem  
p\_22.8C**

**DUT: BlackBerry Smartphone; Type: Sample ; Serial: 3301C631**

Communication System: CDMA AWS 1700; Frequency: 1711.25 MHz  
Medium parameters used (interpolated):  $f = 1711.25$  MHz;  $\sigma = 1.329$  mho/m;  $\epsilon_r = 39.62$ ;  
 $\rho = 1000$  kg/m<sup>3</sup>  
Phantom section: Right Section  
Measurement Standard: DASY5 (IEEE/IEC/ANSI C63.19-2007)

DASY5 Configuration:

- Probe: ES3DV3 - SN3225; ConvF(5.26, 5.26, 5.26); Calibrated: 1/13/2011
- Sensor-Surface: 3mm (Mechanical Surface Detection)
- Electronics: DAE3 Sn472; Calibrated: 3/7/2011
- Phantom: SAM 1; Type: SAM 4.0; Serial: 1076
- Measurement SW: DASY52, Version 52.6 (2); SEMCAD X Version 14.4.4 (2829)

**Configuration/Touch position -/Area Scan (51x81x1):** Measurement grid:  
dx=15mm, dy=15mm


[Info: Interpolated medium parameters used for SAR evaluation.](#)

Maximum value of SAR (interpolated) = 1.085 mW/g

**Configuration/Touch position -/Zoom Scan (5x5x7) (5x5x7)/Cube 0:**

Measurement grid: dx=7.5mm, dy=7.5mm, dz=5mm  
Reference Value = 11.042 V/m; Power Drift = 0.05 dB  
Peak SAR (extrapolated) = 1.493 W/kg  
**SAR(1 g) = 0.946 mW/g; SAR(10 g) = 0.561 mW/g**

[Info: Interpolated medium parameters used for SAR evaluation.](#)

	Document <b>Appendix B for the BlackBerry® Smartphone Model RDR61CW/RDF31CW</b> <b>SAR Report</b>			Page <b>106(129)</b>
Author Data <b>Andrew Becker</b>	Dates of Test <b>May 3 – June 28, 2011</b> <b>August 31 – October 05, 2011</b>	Test Report No <b>RTS-2604-1106-84A</b>	FCC ID: <b>L6ARDR60CW</b> <b>L6ARDF30CW</b>	IC ID <b>2503A-RDR60CW</b> <b>2503A-RDF30CW</b>

Maximum value of SAR (measured) = 1.074 mW/g

### Configuration/Touch position -/Zoom Scan (5x5x7) 2 (8x6x7)/Cube 0:

Measurement grid: dx=7.5mm, dy=7.5mm, dz=5mm

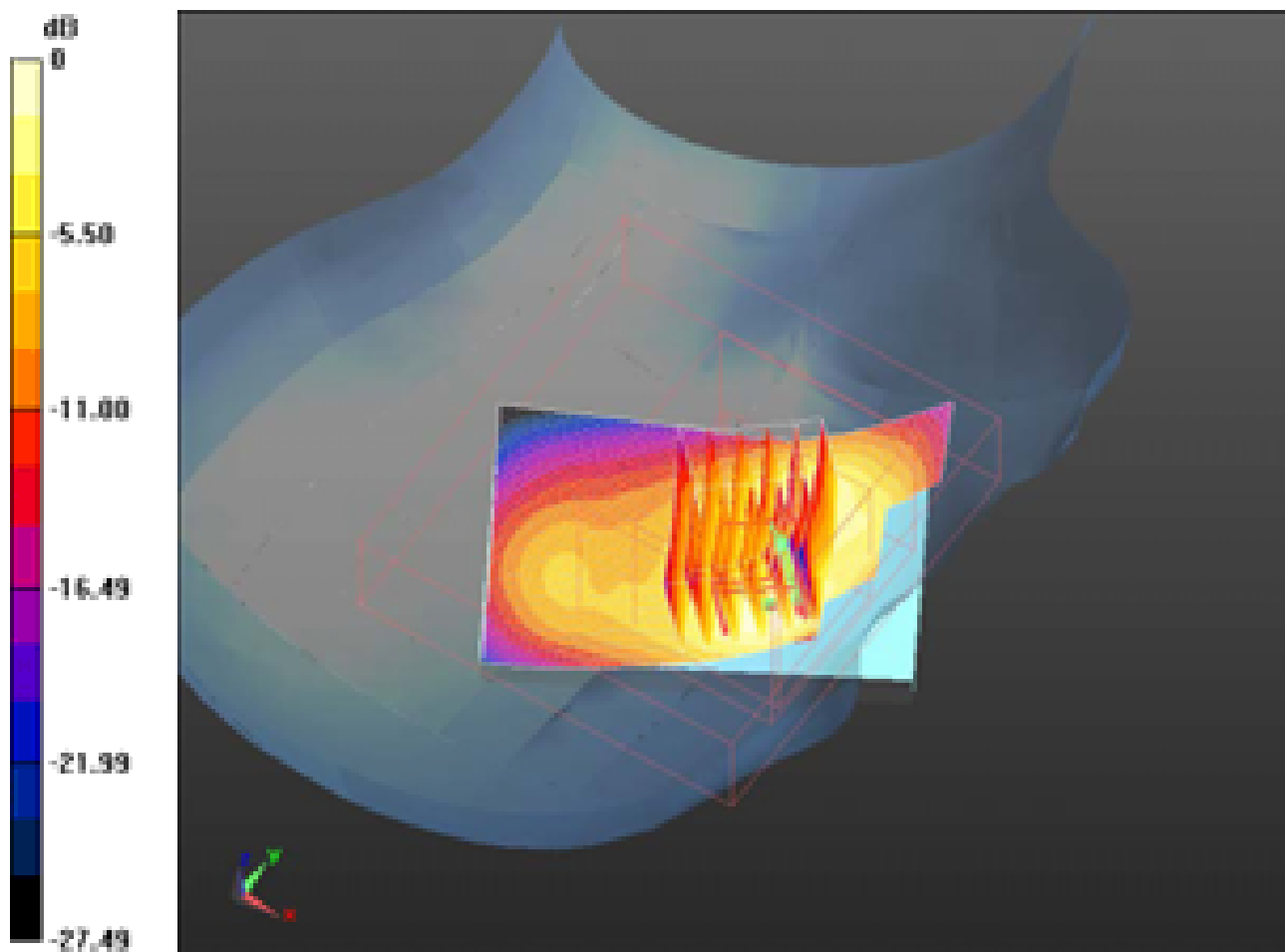
Reference Value = 11.042 V/m; Power Drift = -0.02 dB

Peak SAR (extrapolated) = 1.483 W/kg


**SAR(1 g) = 0.951 mW/g; SAR(10 g) = 0.569 mW/g**

[Info: Interpolated medium parameters used for SAR evaluation.](#)

Maximum value of SAR (measured) = 1.051 mW/g



0 dB = 1.050mW/g

	Document <b>Appendix B for the BlackBerry® Smartphone Model RDR61CW/RDF31CW SAR Report</b>			Page <b>107(129)</b>
Author Data <b>Andrew Becker</b>	Dates of Test <b>May 3 – June 28, 2011</b> <b>August 31 – October 05, 2011</b>	Test Report No <b>RTS-2604-1106-84A</b>	FCC ID: <b>L6ARDR60CW</b> <b>L6ARDF30CW</b>	IC ID <b>2503A-RDR60CW</b> <b>2503A-RDF30CW</b>

Date/Time: 9/9/2011 11:24:33 AM, Date/Time: 9/9/2011 11:29:41 AM, Date/Time: 9/9/2011 11:35:59 AM

Test Laboratory: RIM Testing Services

**RightHandSide\_CDMA\_1700\_AWS\_mid\_chan\_amb\_temp\_23.3\_liq\_tem  
p\_23.2C**

**DUT: BlackBerry Smartphone; Type: Sample ; Serial: 3301C631**

Communication System: CDMA AWS 1700; Frequency: 1732.5 MHz  
Medium parameters used (interpolated):  $f = 1732.5$  MHz;  $\sigma = 1.338$  mho/m;  $\epsilon_r = 39.409$ ;  
 $\rho = 1000$  kg/m<sup>3</sup>  
Phantom section: Right Section  
Measurement Standard: DASY5 (IEEE/IEC/ANSI C63.19-2007)

DASY5 Configuration:


- Probe: ES3DV3 - SN3225; ConvF(5.26, 5.26, 5.26); Calibrated: 1/13/2011
- Sensor-Surface: 3mm (Mechanical Surface Detection)
- Electronics: DAE3 Sn472; Calibrated: 3/7/2011
- Phantom: SAM 1; Type: SAM 4.0; Serial: 1076
- Measurement SW: DASY52, Version 52.6 (2); SEMCAD X Version 14.4.4 (2829)

**Configuration/Touch position -/Area Scan (51x81x1):** Measurement grid:  
dx=15mm, dy=15mm

[Info: Interpolated medium parameters used for SAR evaluation.](#)  
Maximum value of SAR (interpolated) = 1.294 mW/g

**Configuration/Touch position -/Zoom Scan (5x5x7) (5x5x7)/Cube 0:**  
Measurement grid: dx=7.5mm, dy=7.5mm, dz=5mm  
Reference Value = 12.031 V/m; Power Drift = -0.0073 dB  
Peak SAR (extrapolated) = 1.691 W/kg  
**SAR(1 g) = 1.12 mW/g; SAR(10 g) = 0.654 mW/g**

[Info: Interpolated medium parameters used for SAR evaluation.](#)  
Maximum value of SAR (measured) = 1.292 mW/g

	Document <b>Appendix B for the BlackBerry® Smartphone Model RDR61CW/RDF31CW</b> <b>SAR Report</b>			Page <b>108(129)</b>
Author Data <b>Andrew Becker</b>	Dates of Test <b>May 3 – June 28, 2011</b> <b>August 31 – October 05, 2011</b>	Test Report No <b>RTS-2604-1106-84A</b>	FCC ID: <b>L6ARDR60CW</b> <b>L6ARDF30CW</b>	IC ID <b>2503A-RDR60CW</b> <b>2503A-RDF30CW</b>

**Configuration/Touch position -/Zoom Scan (5x5x7) 2 (5x5x7)/Cube 0:**

Measurement grid: dx=7.5mm, dy=7.5mm, dz=5mm

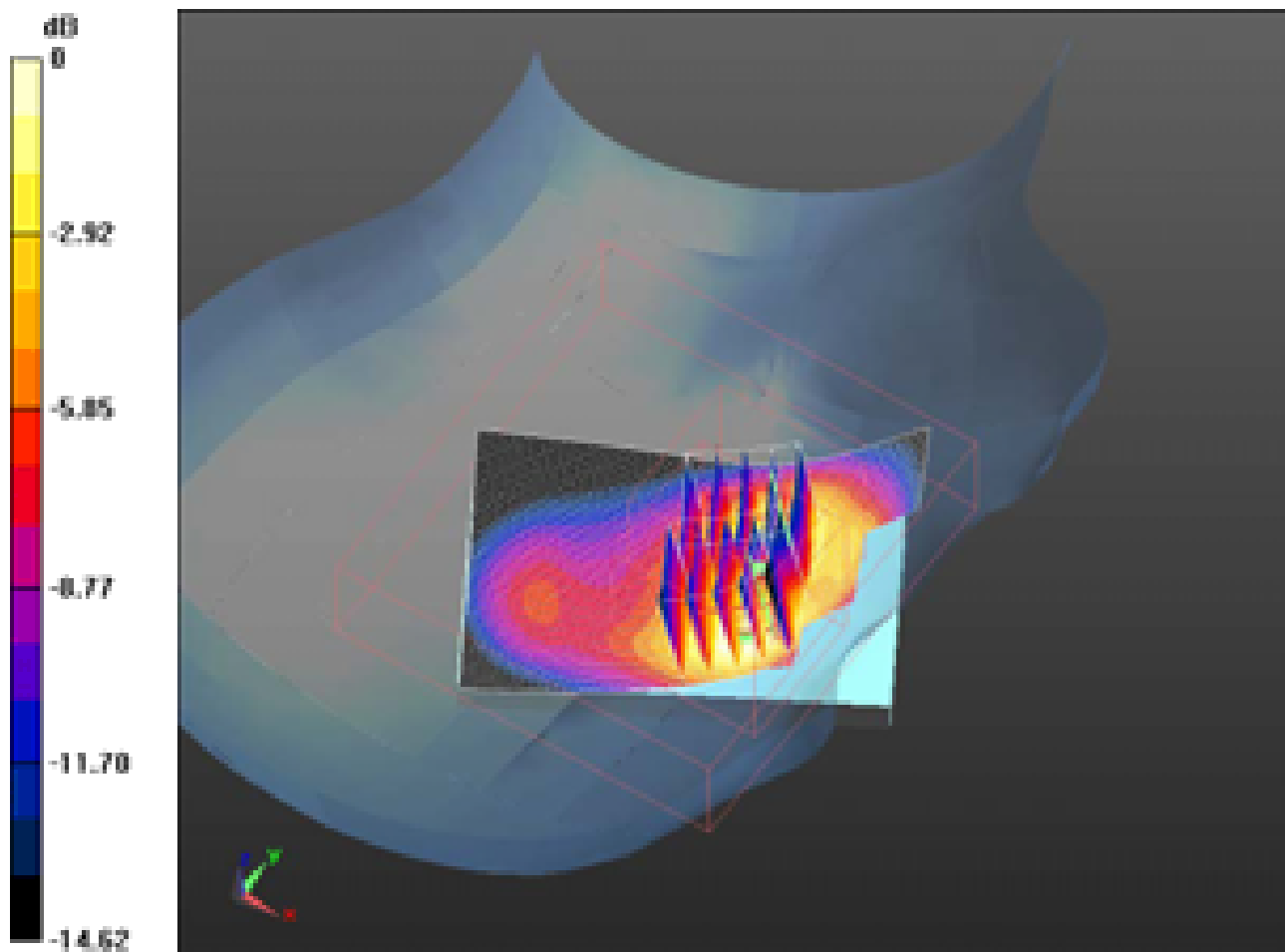
Reference Value = 12.031 V/m; Power Drift = 0.08 dB

Peak SAR (extrapolated) = 1.678 W/kg


**SAR(1 g) = 0.986 mW/g; SAR(10 g) = 0.563 mW/g**

[Info: Interpolated medium parameters used for SAR evaluation.](#)

Maximum value of SAR (measured) = 1.174 mW/g



0 dB = 1.170mW/g

	Document <b>Appendix B for the BlackBerry® Smartphone Model RDR61CW/RDF31CW</b> <b>SAR Report</b>			Page <b>109(129)</b>
Author Data <b>Andrew Becker</b>	Dates of Test <b>May 3 – June 28, 2011</b> <b>August 31 – October 05, 2011</b>	Test Report No <b>RTS-2604-1106-84A</b>	FCC ID: <b>L6ARDR60CW</b> <b>L6ARDF30CW</b>	IC ID <b>2503A-RDR60CW</b> <b>2503A-RDF30CW</b>

Date/Time: 9/8/2011 11:15:01 PM, Date/Time: 9/8/2011 11:20:07 PM, Date/Time:  
9/8/2011 11:29:14 PM

Test Laboratory: RIM Testing Services

**RightHandSide\_CDMA\_1700\_AWS\_high\_chan\_amb\_temp\_23.3\_liq\_tem  
p\_23.2C**

**DUT: BlackBerry Smartphone; Type: Sample ; Serial: 3301C631**

Communication System: CDMA AWS 1700; Frequency: 1753.75 MHz

Medium parameters used (interpolated):  $f = 1753.75$  MHz;  $\sigma = 1.364$  mho/m;  $\epsilon_r = 39.204$ ;  $\rho = 1000$  kg/m<sup>3</sup>

Phantom section: Right Section

Measurement Standard: DASY5 (IEEE/IEC/ANSI C63.19-2007)

DASY5 Configuration:

- Probe: ES3DV3 - SN3225; ConvF(5.26, 5.26, 5.26); Calibrated: 1/13/2011
- Sensor-Surface: 3mm (Mechanical Surface Detection)
- Electronics: DAE3 Sn472; Calibrated: 3/7/2011
- Phantom: SAM 1; Type: SAM 4.0; Serial: 1076
- Measurement SW: DASY52, Version 52.6 (2); SEMCAD X Version 14.4.4 (2829)

**Configuration/Touch position -/Area Scan (51x81x1):** Measurement grid:  
dx=15mm, dy=15mm

[Info: Interpolated medium parameters used for SAR evaluation.](#)

Maximum value of SAR (interpolated) = 1.141 mW/g

**Configuration/Touch position -/Zoom Scan (5x5x7) (6x6x7)/Cube 0:**

Measurement grid: dx=7.5mm, dy=7.5mm, dz=5mm


Reference Value = 11.806 V/m; Power Drift = 0.14 dB

Peak SAR (extrapolated) = 1.748 W/kg

**SAR(1 g) = 1.05 mW/g; SAR(10 g) = 0.590 mW/g**

[Info: Interpolated medium parameters used for SAR evaluation.](#)

Maximum value of SAR (measured) = 1.241 mW/g

	Document <b>Appendix B for the BlackBerry® Smartphone Model RDR61CW/RDF31CW</b> <b>SAR Report</b>			Page <b>110(129)</b>
Author Data <b>Andrew Becker</b>	Dates of Test <b>May 3 – June 28, 2011</b> <b>August 31 – October 05, 2011</b>	Test Report No <b>RTS-2604-1106-84A</b>	FCC ID: <b>L6ARDR60CW</b> <b>L6ARDF30CW</b>	IC ID <b>2503A-RDR60CW</b> <b>2503A-RDF30CW</b>

**Configuration/Touch position -/Zoom Scan (5x5x7) 2 (6x6x7)/Cube 0:**

Measurement grid: dx=7.5mm, dy=7.5mm, dz=5mm

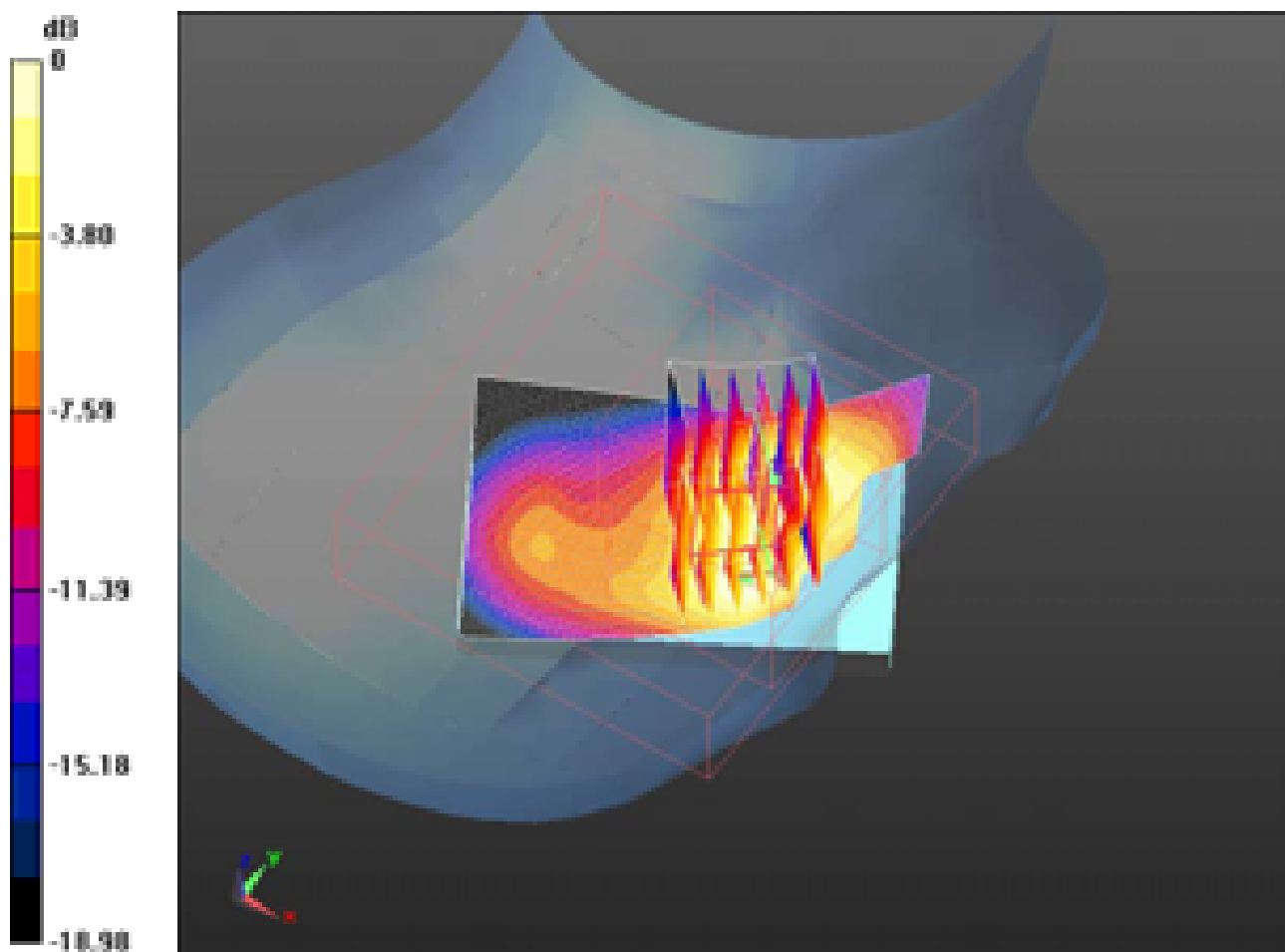
Reference Value = 11.806 V/m; Power Drift = 0.04 dB

Peak SAR (extrapolated) = 1.501 W/kg


**SAR(1 g) = 0.957 mW/g; SAR(10 g) = 0.577 mW/g**

[Info: Interpolated medium parameters used for SAR evaluation.](#)

Maximum value of SAR (measured) = 1.106 mW/g



0 dB = 1.110mW/g

	Document <b>Appendix B for the BlackBerry® Smartphone Model RDR61CW/RDF31CW</b> <b>SAR Report</b>			Page <b>111(129)</b>
Author Data <b>Andrew Becker</b>	Dates of Test <b>May 3 – June 28, 2011</b> <b>August 31 – October 05, 2011</b>	Test Report No <b>RTS-2604-1106-84A</b>	FCC ID: <b>L6ARDR60CW</b> <b>L6ARDF30CW</b>	IC ID <b>2503A-RDR60CW</b> <b>2503A-RDF30CW</b>

Date/Time: 9/9/2011 12:16:27 PM, Date/Time: 9/9/2011 12:21:52 PM

Test Laboratory: RIM Testing Services

**RightHandSide\_Tilt\_CDMA\_1700\_AWS\_mid\_chan\_amb\_temp\_23.0\_liq\_  
temp\_22.7C**

**DUT: BlackBerry Smartphone; Type: Sample ; Serial: 3301C631**

Communication System: CDMA AWS 1700; Frequency: 1732.5 MHz  
Medium parameters used (interpolated):  $f = 1732.5$  MHz;  $\sigma = 1.338$  mho/m;  $\epsilon_r = 39.409$ ;  
 $\rho = 1000$  kg/m<sup>3</sup>  
Phantom section: Right Section  
Measurement Standard: DASY5 (IEEE/IEC/ANSI C63.19-2007)

DASY5 Configuration:

- Probe: ES3DV3 - SN3225; ConvF(5.26, 5.26, 5.26); Calibrated: 1/13/2011
- Sensor-Surface: 3mm (Mechanical Surface Detection)
- Electronics: DAE3 Sn472; Calibrated: 3/7/2011
- Phantom: SAM 1; Type: SAM 4.0; Serial: 1076
- Measurement SW: DASY52, Version 52.6 (2); SEMCAD X Version 14.4.4 (2829)

**Configuration/Tilt position -/Area Scan (51x81x1):** Measurement grid:  
dx=15mm, dy=15mm

[Info: Interpolated medium parameters used for SAR evaluation.](#)


Maximum value of SAR (interpolated) = 0.535 mW/g

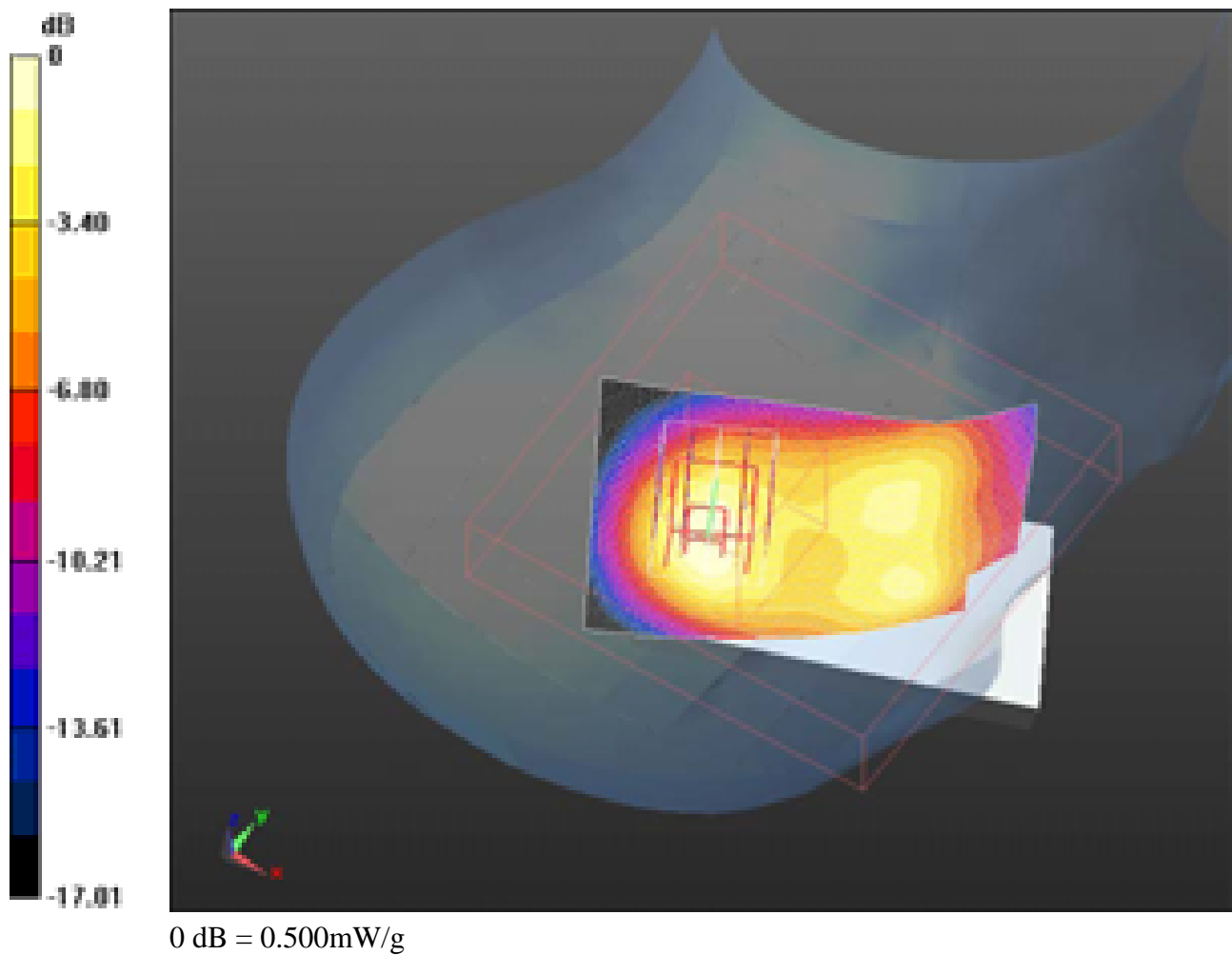
**Configuration/Tilt position -/Zoom Scan (5x5x7) (5x5x7)/Cube 0:**

Measurement grid: dx=7.5mm, dy=7.5mm, dz=5mm  
Reference Value = 18.274 V/m; Power Drift = 0.26 dB  
Peak SAR (extrapolated) = 0.655 W/kg  
**SAR(1 g) = 0.416 mW/g; SAR(10 g) = 0.243 mW/g**


[Info: Interpolated medium parameters used for SAR evaluation.](#)

Maximum value of SAR (measured) = 0.499 mW/g

	Document <b>Appendix B for the BlackBerry® Smartphone Model RDR61CW/RDF31CW</b> <b>SAR Report</b>			Page <b>112(129)</b>
Author Data <b>Andrew Becker</b>	Dates of Test <b>May 3 – June 28, 2011</b> <b>August 31 – October 05, 2011</b>	Test Report No <b>RTS-2604-1106-84A</b>	FCC ID: <b>L6ARDR60CW</b> <b>L6ARDF30CW</b>	IC ID <b>2503A-RDR60CW</b> <b>2503A-RDF30CW</b>





	Document <b>Appendix B for the BlackBerry® Smartphone Model RDR61CW/RDF31CW</b> <b>SAR Report</b>			Page <b>113(129)</b>
Author Data <b>Andrew Becker</b>	Dates of Test <b>May 3 – June 28, 2011</b> <b>August 31 – October 05, 2011</b>	Test Report No <b>RTS-2604-1106-84A</b>	FCC ID: <b>L6ARDR60CW</b> <b>L6ARDF30CW</b>	IC ID <b>2503A-RDR60CW</b> <b>2503A-RDF30CW</b>

Date/Time: 9/8/2011 8:49:56 PM, Date/Time: 9/8/2011 8:55:04 PM

Test Laboratory: RIM Testing Services

## LeftHandSide\_CDMA\_1700\_AWS\_low\_chan\_amb\_temp\_22.6\_liq\_temp \_22.5C

**DUT: BlackBerry Smartphone; Type: Sample; Serial: 3301C631**

Communication System: CDMA AWS 1700; Frequency: 1711.25 MHz

Medium parameters used (interpolated):  $f = 1711.25$  MHz;  $\sigma = 1.329$  mho/m;  $\epsilon_r = 39.62$ ;  
 $\rho = 1000$  kg/m<sup>3</sup>

Phantom section: Left Section

Measurement Standard: DASYS (IEEE/IEC/ANSI C63.19-2007)

DASY5 Configuration:

- Probe: ES3DV3 - SN3225; ConvF(5.26, 5.26, 5.26); Calibrated: 1/13/2011
- Sensor-Surface: 3mm (Mechanical Surface Detection)
- Electronics: DAE3 Sn472; Calibrated: 3/7/2011
- Phantom: SAM 1; Type: SAM 4.0; Serial: 1076
- Measurement SW: DASY52, Version 52.6 (2); SEMCAD X Version 14.4.4 (2829)

**Configuration/Touch position -/Area Scan (51x81x1):** Measurement grid:  
dx=15mm, dy=15mm

[Info: Interpolated medium parameters used for SAR evaluation.](#)

Maximum value of SAR (interpolated) = 1.442 mW/g

**Configuration/Touch position -/Zoom Scan (5x5x7) (5x5x7)/Cube 0:**

Measurement grid: dx=7.5mm, dy=7.5mm, dz=5mm


Reference Value = 8.765 V/m; Power Drift = -0.0071 dB

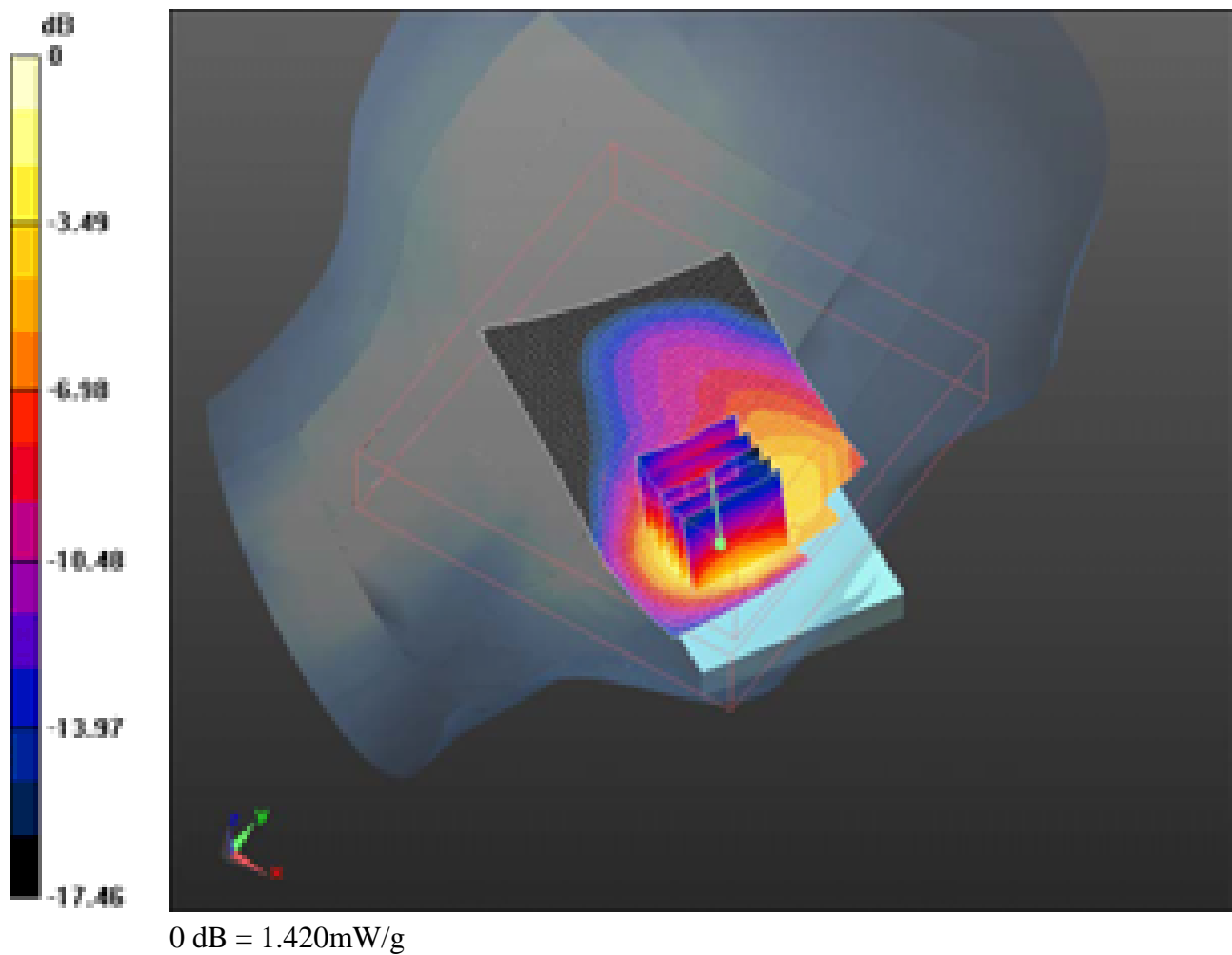
Peak SAR (extrapolated) = 1.877 W/kg


**SAR(1 g) = 1.21 mW/g; SAR(10 g) = 0.681 mW/g**

[Info: Interpolated medium parameters used for SAR evaluation.](#)

Maximum value of SAR (measured) = 1.420 mW/g

	Document <b>Appendix B for the BlackBerry® Smartphone Model RDR61CW/RDF31CW</b> <b>SAR Report</b>			Page <b>114(129)</b>
Author Data <b>Andrew Becker</b>	Dates of Test <b>May 3 – June 28, 2011</b> <b>August 31 – October 05, 2011</b>	Test Report No <b>RTS-2604-1106-84A</b>	FCC ID: <b>L6ARDR60CW</b> <b>L6ARDF30CW</b>	IC ID <b>2503A-RDR60CW</b> <b>2503A-RDF30CW</b>



	Document <b>Appendix B for the BlackBerry® Smartphone Model RDR61CW/RDF31CW</b> <b>SAR Report</b>				Page <b>115(129)</b>
Author Data <b>Andrew Becker</b>	Dates of Test <b>May 3 – June 28, 2011</b> <b>August 31 – October 05, 2011</b>	Test Report No <b>RTS-2604-1106-84A</b>	FCC ID: <b>L6ARDR60CW</b> <b>L6ARDF30CW</b>	IC ID <b>2503A-RDR60CW</b> <b>2503A-RDF30CW</b>	

Date/Time: 9/8/2011 8:31:24 PM, Date/Time: 9/8/2011 8:36:32 PM

Test Laboratory: RIM Testing Services

**LeftHandSide\_CDMA\_1700\_AWS\_mid\_chan\_amb\_temp\_23.1\_liq\_temp\_23.0C**

**DUT: BlackBerry Smartphone; Type: Sample; Serial: 3301C631**

Communication System: CDMA AWS 1700; Frequency: 1732.5 MHz  
Medium parameters used (interpolated):  $f = 1732.5$  MHz;  $\sigma = 1.338$  mho/m;  $\epsilon_r = 39.409$ ;  
 $\rho = 1000$  kg/m<sup>3</sup>  
Phantom section: Left Section  
Measurement Standard: DASY5 (IEEE/IEC/ANSI C63.19-2007)

DASY5 Configuration:

- Probe: ES3DV3 - SN3225; ConvF(5.26, 5.26, 5.26); Calibrated: 1/13/2011
- Sensor-Surface: 3mm (Mechanical Surface Detection)
- Electronics: DAE3 Sn472; Calibrated: 3/7/2011
- Phantom: SAM 1; Type: SAM 4.0; Serial: 1076
- Measurement SW: DASY52, Version 52.6 (2); SEMCAD X Version 14.4.4 (2829)

**Configuration/Touch position -/Area Scan (51x81x1):** Measurement grid:  
dx=15mm, dy=15mm

[Info: Interpolated medium parameters used for SAR evaluation.](#)


Maximum value of SAR (interpolated) = 1.712 mW/g

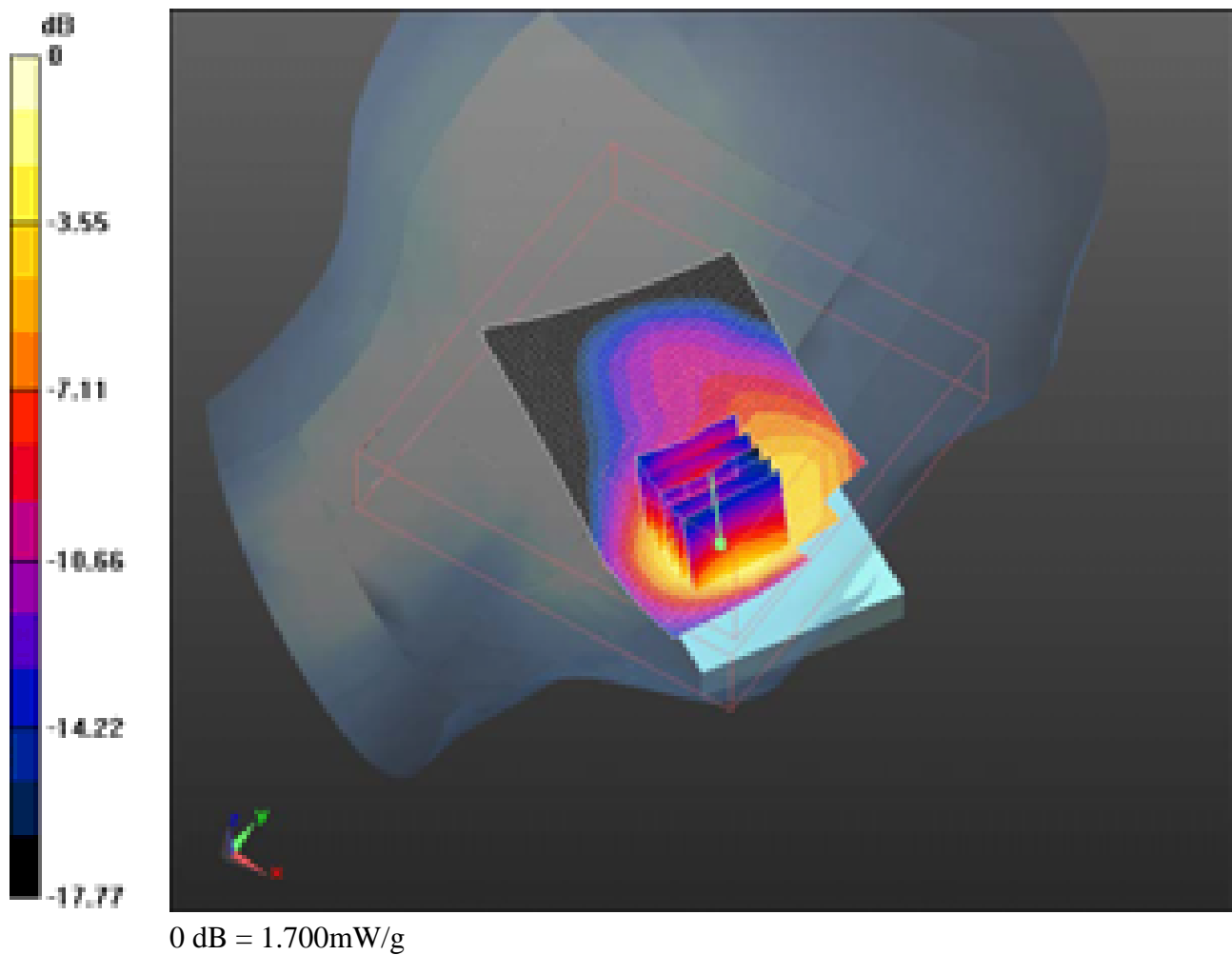
**Configuration/Touch position -/Zoom Scan (5x5x7) (5x5x7)/Cube 0:**


Measurement grid: dx=7.5mm, dy=7.5mm, dz=5mm  
Reference Value = 9.425 V/m; Power Drift = 0.14 dB  
Peak SAR (extrapolated) = 2.294 W/kg  
**SAR(1 g) = 1.44 mW/g; SAR(10 g) = 0.805 mW/g**

[Info: Interpolated medium parameters used for SAR evaluation.](#)

Maximum value of SAR (measured) = 1.700 mW/g

	Document <b>Appendix B for the BlackBerry® Smartphone Model RDR61CW/RDF31CW</b> <b>SAR Report</b>			Page <b>116(129)</b>
Author Data <b>Andrew Becker</b>	Dates of Test <b>May 3 – June 28, 2011</b> <b>August 31 – October 05, 2011</b>	Test Report No <b>RTS-2604-1106-84A</b>	FCC ID: <b>L6ARDR60CW</b> <b>L6ARDF30CW</b>	IC ID <b>2503A-RDR60CW</b> <b>2503A-RDF30CW</b>



	Document <b>Appendix B for the BlackBerry® Smartphone Model RDR61CW/RDF31CW</b> <b>SAR Report</b>				Page <b>117(129)</b>
Author Data <b>Andrew Becker</b>	Dates of Test <b>May 3 – June 28, 2011</b> <b>August 31 – October 05, 2011</b>	Test Report No <b>RTS-2604-1106-84A</b>	FCC ID: <b>L6ARDR60CW</b> <b>L6ARDF30CW</b>	IC ID <b>2503A-RDR60CW</b> <b>2503A-RDF30CW</b>	

Date/Time: 9/8/2011 10:02:45 PM, Date/Time: 9/8/2011 10:07:54 PM

Test Laboratory: RIM Testing Services

**LeftHandSide\_CDMA\_1700\_AWS\_high\_chan\_amb\_temp\_24.2\_liq\_temp\_22.3C**

**DUT: BlackBerry Smartphone; Type: Sample; Serial: 3301C631**

Communication System: CDMA AWS 1700; Frequency: 1753.75 MHz

Medium parameters used (interpolated):  $f = 1753.75$  MHz;  $\sigma = 1.364$  mho/m;  $\epsilon_r = 39.204$ ;  $\rho = 1000$  kg/m<sup>3</sup>

Phantom section: Left Section

Measurement Standard: DASYS (IEEE/IEC/ANSI C63.19-2007)

DASY5 Configuration:

- Probe: ES3DV3 - SN3225; ConvF(5.26, 5.26, 5.26); Calibrated: 1/13/2011
- Sensor-Surface: 3mm (Mechanical Surface Detection)
- Electronics: DAE3 Sn472; Calibrated: 3/7/2011
- Phantom: SAM 1; Type: SAM 4.0; Serial: 1076
- Measurement SW: DASY52, Version 52.6 (2); SEMCAD X Version 14.4.4 (2829)

**Configuration/Touch position -/Area Scan (51x81x1):** Measurement grid:  
dx=15mm, dy=15mm

[Info: Interpolated medium parameters used for SAR evaluation.](#)

Maximum value of SAR (interpolated) = 1.696 mW/g

**Configuration/Touch position -/Zoom Scan (5x5x7) (5x5x7)/Cube 0:**

Measurement grid: dx=7.5mm, dy=7.5mm, dz=5mm


Reference Value = 10.067 V/m; Power Drift = 0.31 dB

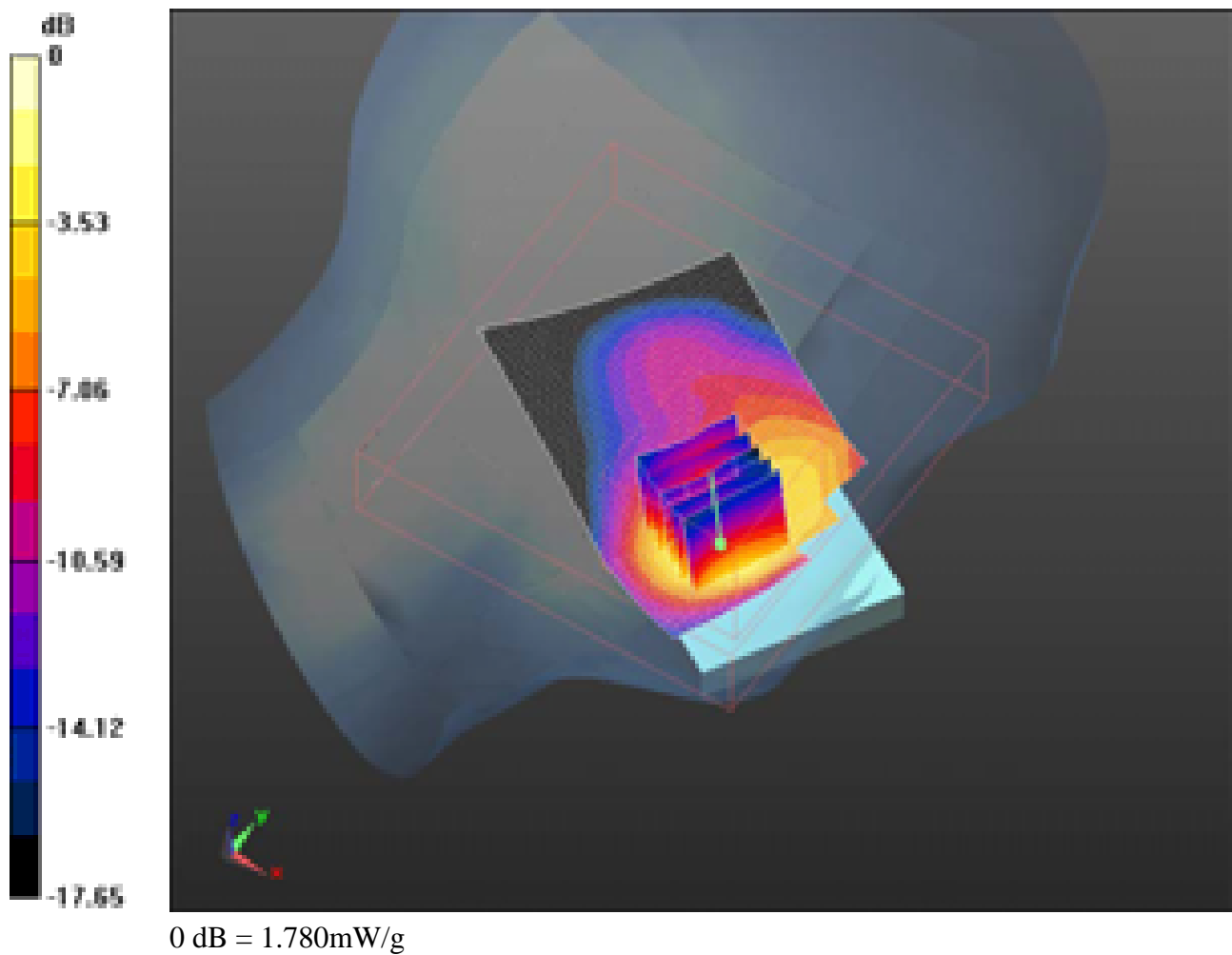
Peak SAR (extrapolated) = 2.376 W/kg


**SAR(1 g) = 1.49 mW/g; SAR(10 g) = 0.830 mW/g**

[Info: Interpolated medium parameters used for SAR evaluation.](#)

Maximum value of SAR (measured) = 1.778 mW/g

	Document <b>Appendix B for the BlackBerry® Smartphone Model RDR61CW/RDF31CW</b> <b>SAR Report</b>			Page <b>118(129)</b>
Author Data <b>Andrew Becker</b>	Dates of Test <b>May 3 – June 28, 2011</b> <b>August 31 – October 05, 2011</b>	Test Report No <b>RTS-2604-1106-84A</b>	FCC ID: <b>L6ARDR60CW</b> <b>L6ARDF30CW</b>	IC ID <b>2503A-RDR60CW</b> <b>2503A-RDF30CW</b>



	Document <b>Appendix B for the BlackBerry® Smartphone Model RDR61CW/RDF31CW SAR Report</b>			Page <b>119(129)</b>
Author Data <b>Andrew Becker</b>	Dates of Test <b>May 3 – June 28, 2011</b> <b>August 31 – October 05, 2011</b>	Test Report No <b>RTS-2604-1106-84A</b>	FCC ID: <b>L6ARDR60CW</b> <b>L6ARDF30CW</b>	IC ID <b>2503A-RDR60CW</b> <b>2503A-RDF30CW</b>

Date/Time: 9/8/2011 10:55:56 PM, Date/Time: 9/8/2011 11:01:03 PM

Test Laboratory: RIM Testing Services

**LeftHandSide\_Tilt\_CDMA\_1700\_AWS\_mid\_chan\_amb\_temp\_23.1\_liq\_t  
emp\_23.0C**

**DUT: BlackBerry Smartphone; Type: Sample; Serial: 3301C631**

Communication System: CDMA AWS 1700; Frequency: 1732.5 MHz  
Medium parameters used (interpolated):  $f = 1732.5$  MHz;  $\sigma = 1.338$  mho/m;  $\epsilon_r = 39.409$ ;  
 $\rho = 1000$  kg/m<sup>3</sup>  
Phantom section: Left Section  
Measurement Standard: DASY5 (IEEE/IEC/ANSI C63.19-2007)

DASY5 Configuration:

- Probe: ES3DV3 - SN3225; ConvF(5.26, 5.26, 5.26); Calibrated: 1/13/2011
- Sensor-Surface: 3mm (Mechanical Surface Detection)
- Electronics: DAE3 Sn472; Calibrated: 3/7/2011
- Phantom: SAM 1; Type: SAM 4.0; Serial: 1076
- Measurement SW: DASY52, Version 52.6 (2); SEMCAD X Version 14.4.4 (2829)

**Configuration/Touch position -/Area Scan (51x81x1):** Measurement grid:  
dx=15mm, dy=15mm

[Info: Interpolated medium parameters used for SAR evaluation.](#)


Maximum value of SAR (interpolated) = 0.452 mW/g

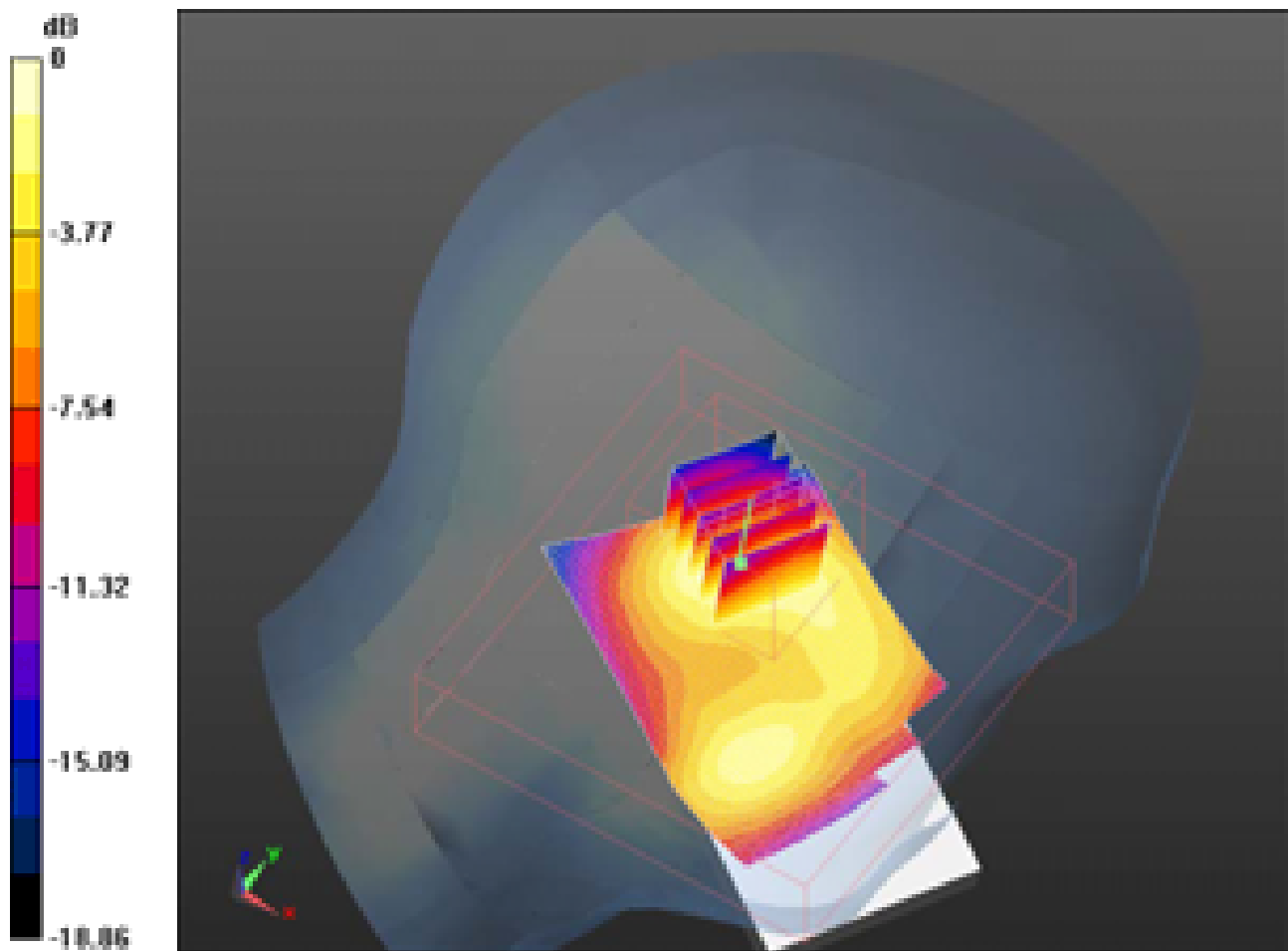
**Configuration/Touch position -/Zoom Scan (5x5x7) (5x5x7)/Cube 0:**

Measurement grid: dx=7.5mm, dy=7.5mm, dz=5mm  
Reference Value = 17.261 V/m; Power Drift = 0.18 dB  
Peak SAR (extrapolated) = 0.586 W/kg  
**SAR(1 g) = 0.373 mW/g; SAR(10 g) = 0.221 mW/g**

[Info: Interpolated medium parameters used for SAR evaluation.](#)


Maximum value of SAR (measured) = 0.455 mW/g

	Document <b>Appendix B for the BlackBerry® Smartphone Model RDR61CW/RDF31CW</b> <b>SAR Report</b>			Page <b>120(129)</b>
Author Data <b>Andrew Becker</b>	Dates of Test <b>May 3 – June 28, 2011</b> <b>August 31 – October 05, 2011</b>	Test Report No <b>RTS-2604-1106-84A</b>	FCC ID: <b>L6ARDR60CW</b> <b>L6ARDF30CW</b>	IC ID <b>2503A-RDR60CW</b> <b>2503A-RDF30CW</b>



0 dB = 0.450mW/g



	Document <b>Appendix B for the BlackBerry® Smartphone Model RDR61CW/RDF31CW</b> <b>SAR Report</b>			Page <b>121(129)</b>
Author Data <b>Andrew Becker</b>	Dates of Test <b>May 3 – June 28, 2011</b> <b>August 31 – October 05, 2011</b>	Test Report No <b>RTS-2604-1106-84A</b>	FCC ID: <b>L6ARDR60CW</b> <b>L6ARDF30CW</b>	IC ID <b>2503A-RDR60CW</b> <b>2503A-RDF30CW</b>

Date/Time: 9/29/2011 4:36:18 PM, Date/Time: 9/29/2011 5:05:23 PM, Date/Time:  
9/29/2011 5:11:42 PM

Test Laboratory: RIM Testing Services

**RightHandSide\_CDMA1900\_mid\_chan\_amb\_temp\_22.1\_liq\_temp\_21.5**

**C**

**DUT: BlackBerry Smartphone; Type: Sample ; Serial: 3301C631**

Communication System: CDMA 1900; Frequency: 1880 MHz

Medium parameters used:  $f = 1880 \text{ MHz}$ ;  $\sigma = 1.376 \text{ mho/m}$ ;  $\epsilon_r = 38.682$ ;  $\rho = 1000 \text{ kg/m}^3$

Phantom section: Right Section

Measurement Standard: DASY5 (IEEE/IEC/ANSI C63.19-2007)

DASY5 Configuration:

- Probe: ES3DV3 - SN3225; ConvF(5.26, 5.26, 5.26); Calibrated: 1/13/2011
- Sensor-Surface: 3mm (Mechanical Surface Detection), Sensor-Surface: 3mm (Mechanical Surface Detection)
- Electronics: DAE3 Sn472; Calibrated: 3/7/2011
- Phantom: SAM 1; Type: SAM 4.0; Serial: 1076
- Measurement SW: DASY52, Version 52.6 (2); SEMCAD X Version 14.4.4 (2829)

**Configuration/Touch position -/Area Scan (51x81x1):** Measurement grid:

$dx=15\text{mm}$ ,  $dy=15\text{mm}$

Maximum value of SAR (interpolated) = 1.004 mW/g

**Configuration/Touch position -/Zoom Scan (5x5x7) (5x5x7)/Cube 0:**

Measurement grid:  $dx=7.5\text{mm}$ ,  $dy=7.5\text{mm}$ ,  $dz=5\text{mm}$

Reference Value = 10.567 V/m; Power Drift = 0.16 dB

Peak SAR (extrapolated) = 1.486 W/kg


**SAR(1 g) = 0.942 mW/g; SAR(10 g) = 0.554 mW/g**

Maximum value of SAR (measured) = 1.073 mW/g

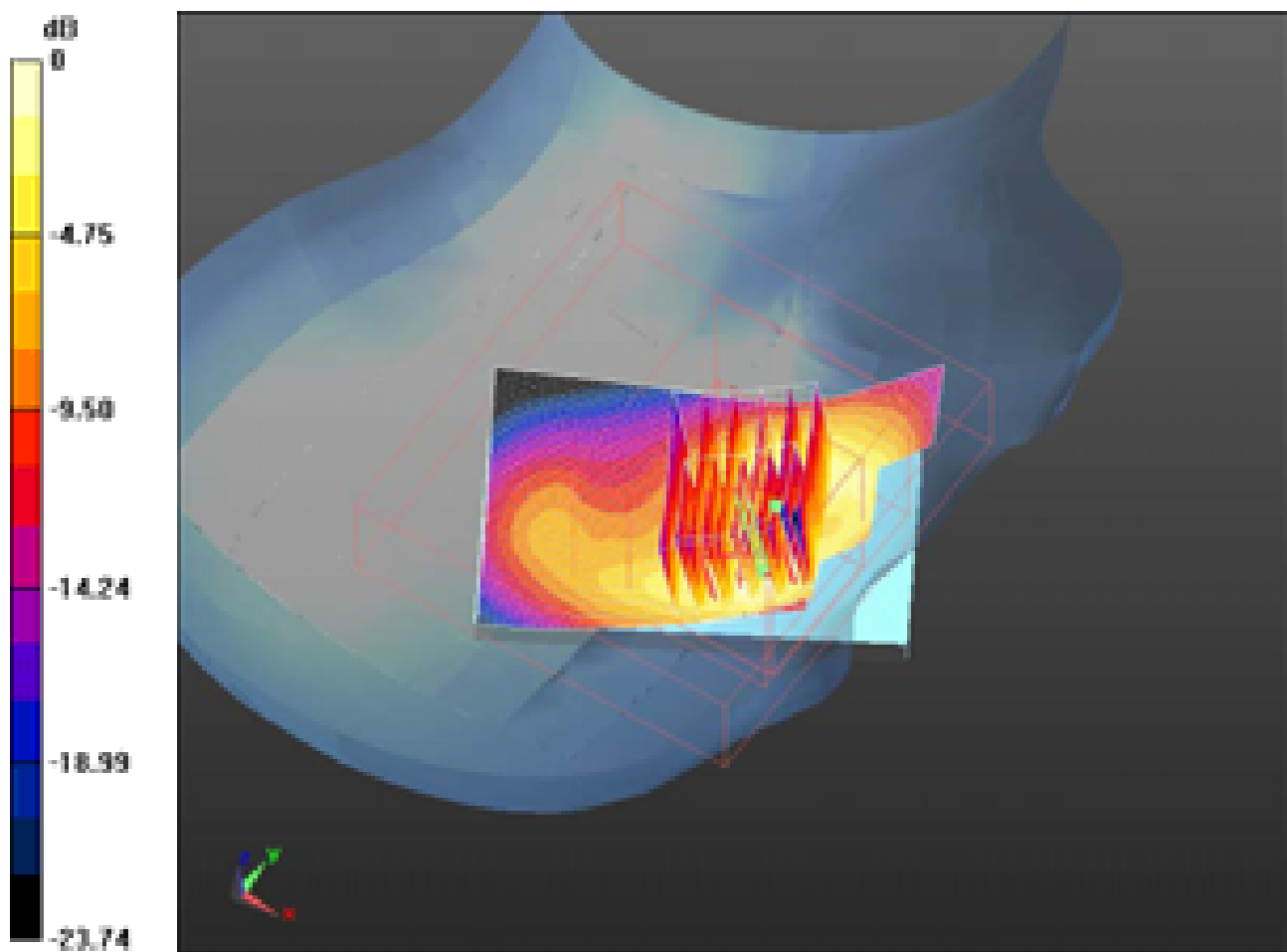
**Configuration/Touch position -/Zoom Scan (5x5x7) 2 (8x6x7)/Cube 0:**

Measurement grid:  $dx=7.5\text{mm}$ ,  $dy=7.5\text{mm}$ ,  $dz=5\text{mm}$


Reference Value = 10.567 V/m; Power Drift = 0.03 dB

	Document <b>Appendix B for the BlackBerry® Smartphone Model RDR61CW/RDF31CW</b> <b>SAR Report</b>			Page <b>122(129)</b>
Author Data <b>Andrew Becker</b>	Dates of Test <b>May 3 – June 28, 2011</b> <b>August 31 – October 05, 2011</b>	Test Report No <b>RTS-2604-1106-84A</b>	FCC ID: <b>L6ARDR60CW</b> <b>L6ARDF30CW</b>	IC ID <b>2503A-RDR60CW</b> <b>2503A-RDF30CW</b>

Peak SAR (extrapolated) = 1.447 W/kg  
**SAR(1 g) = 0.896 mW/g; SAR(10 g) = 0.544 mW/g**  
Maximum value of SAR (measured) = 1.048 mW/g



0 dB = 1.070mW/g

	Document <b>Appendix B for the BlackBerry® Smartphone Model RDR61CW/RDF31CW</b> <b>SAR Report</b>			Page <b>123(129)</b>
Author Data <b>Andrew Becker</b>	Dates of Test <b>May 3 – June 28, 2011</b> <b>August 31 – October 05, 2011</b>	Test Report No <b>RTS-2604-1106-84A</b>	FCC ID: <b>L6ARDR60CW</b> <b>L6ARDF30CW</b>	IC ID <b>2503A-RDR60CW</b> <b>2503A-RDF30CW</b>

Date/Time: 9/29/2011 3:49:07 PM, Date/Time: 9/29/2011 3:54:06 PM

Test Laboratory: RIM Testing Services

**LeftHandSide\_CDMA1900\_low\_chan\_amb\_temp\_22.5\_liq\_temp\_22.0C**

**DUT: BlackBerry Smartphone; Type: Sample ; Serial: 3301C631**

Communication System: CDMA 1900; Frequency: 1851.25 MHz

Medium parameters used (interpolated):  $f = 1851.25$  MHz;  $\sigma = 1.347$  mho/m;  $\epsilon_r = 38.832$ ;  $\rho = 1000$  kg/m<sup>3</sup>

Phantom section: Left Section

Measurement Standard: DASY5 (IEEE/IEC/ANSI C63.19-2007)

DASY5 Configuration:

- Probe: ES3DV3 - SN3225; ConvF(5.26, 5.26, 5.26); Calibrated: 1/13/2011
- Sensor-Surface: 3mm (Mechanical Surface Detection)
- Electronics: DAE3 Sn472; Calibrated: 3/7/2011
- Phantom: SAM 1; Type: SAM 4.0; Serial: 1076
- Measurement SW: DASY52, Version 52.6 (2); SEMCAD X Version 14.4.4 (2829)

**Configuration/Touch position -/Area Scan (51x81x1):** Measurement grid:  
dx=15mm, dy=15mm

[Info: Interpolated medium parameters used for SAR evaluation.](#)

Maximum value of SAR (interpolated) = 1.510 mW/g

**Configuration/Touch position -/Zoom Scan (5x5x7) (5x5x7)/Cube 0:**

Measurement grid: dx=7.5mm, dy=7.5mm, dz=5mm


Reference Value = 10.749 V/m; Power Drift = -0.25 dB

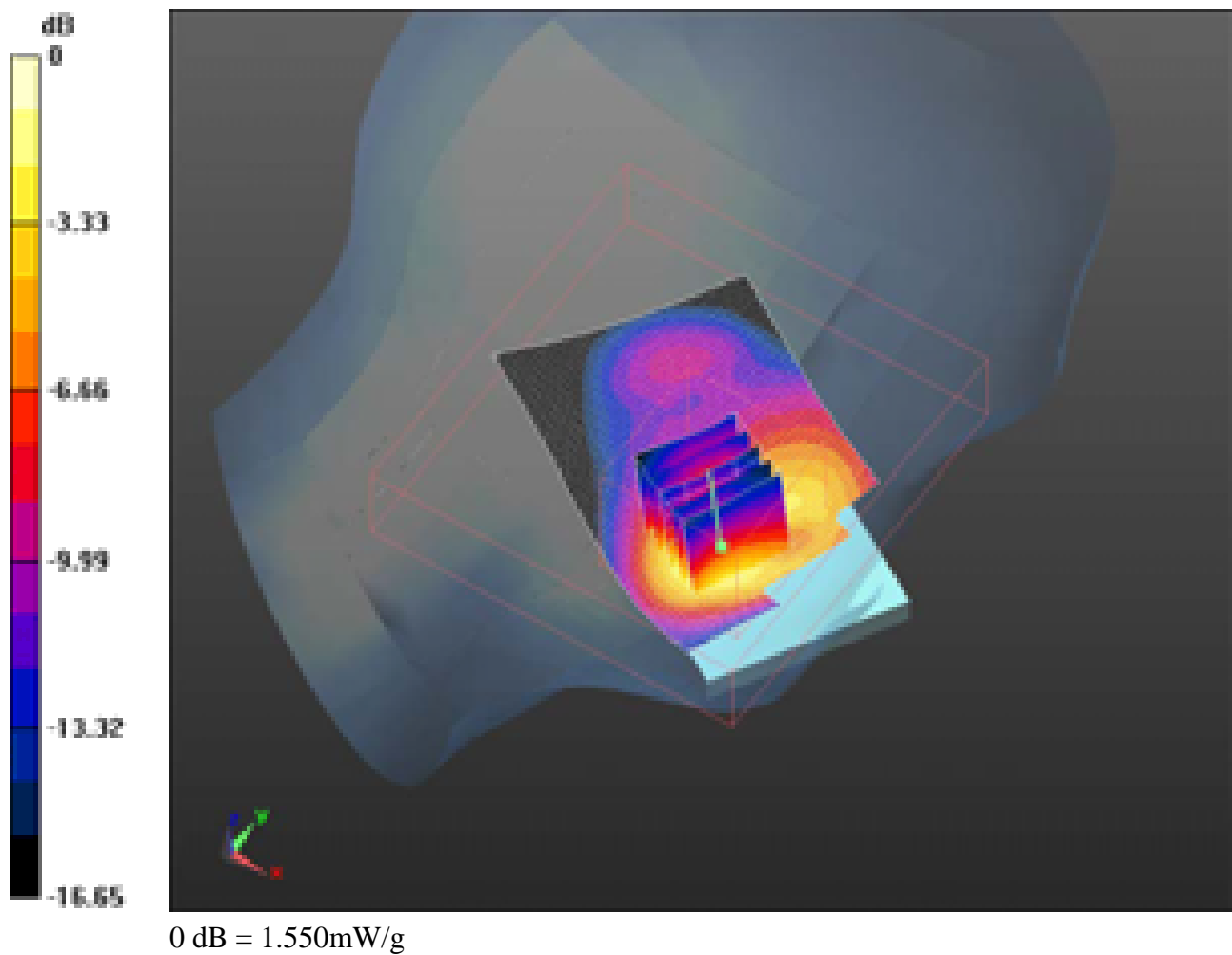
Peak SAR (extrapolated) = 2.102 W/kg


**SAR(1 g) = 1.33 mW/g; SAR(10 g) = 0.736 mW/g**

[Info: Interpolated medium parameters used for SAR evaluation.](#)

Maximum value of SAR (measured) = 1.554 mW/g

	Document <b>Appendix B for the BlackBerry® Smartphone Model RDR61CW/RDF31CW</b> <b>SAR Report</b>			Page <b>124(129)</b>
Author Data <b>Andrew Becker</b>	Dates of Test <b>May 3 – June 28, 2011</b> <b>August 31 – October 05, 2011</b>	Test Report No <b>RTS-2604-1106-84A</b>	FCC ID: <b>L6ARDR60CW</b> <b>L6ARDF30CW</b>	IC ID <b>2503A-RDR60CW</b> <b>2503A-RDF30CW</b>



	Document <b>Appendix B for the BlackBerry® Smartphone Model RDR61CW/RDF31CW</b> <b>SAR Report</b>			Page <b>125(129)</b>
Author Data <b>Andrew Becker</b>	Dates of Test <b>May 3 – June 28, 2011</b> <b>August 31 – October 05, 2011</b>	Test Report No <b>RTS-2604-1106-84A</b>	FCC ID: <b>L6ARDR60CW</b> <b>L6ARDF30CW</b>	IC ID <b>2503A-RDR60CW</b> <b>2503A-RDF30CW</b>

Date/Time: 9/29/2011 3:49:07 PM, Date/Time: 9/29/2011 4:08:04 PM

Test Laboratory: RIM Testing Services

**LeftHandSide\_CDMA1900\_mid\_chan\_amb\_temp\_22.4\_liq\_temp\_21.8C**

**DUT: BlackBerry Smartphone; Type: Sample ; Serial: 3301C631**

Communication System: CDMA 1900; Frequency: 1880 MHz

Medium parameters used:  $f = 1880 \text{ MHz}$ ;  $\sigma = 1.376 \text{ mho/m}$ ;  $\epsilon_r = 38.682$ ;  $\rho = 1000 \text{ kg/m}^3$

Phantom section: Left Section

Measurement Standard: DASYS (IEEE/IEC/ANSI C63.19-2007)

DASY5 Configuration:

- Probe: ES3DV3 - SN3225; ConvF(5.26, 5.26, 5.26); Calibrated: 1/13/2011
- Sensor-Surface: 3mm (Mechanical Surface Detection)
- Electronics: DAE3 Sn472; Calibrated: 3/7/2011
- Phantom: SAM 1; Type: SAM 4.0; Serial: 1076
- Measurement SW: DASY52, Version 52.6 (2); SEMCAD X Version 14.4.4 (2829)

**Configuration/Touch position -/Area Scan (51x81x1):** Measurement grid:

$dx=15\text{mm}$ ,  $dy=15\text{mm}$

Maximum value of SAR (interpolated) = 1.558 mW/g

**Configuration/Touch position - 2/Zoom Scan (5x5x7) (5x5x7)/Cube 0:**


Measurement grid:  $dx=7.5\text{mm}$ ,  $dy=7.5\text{mm}$ ,  $dz=5\text{mm}$

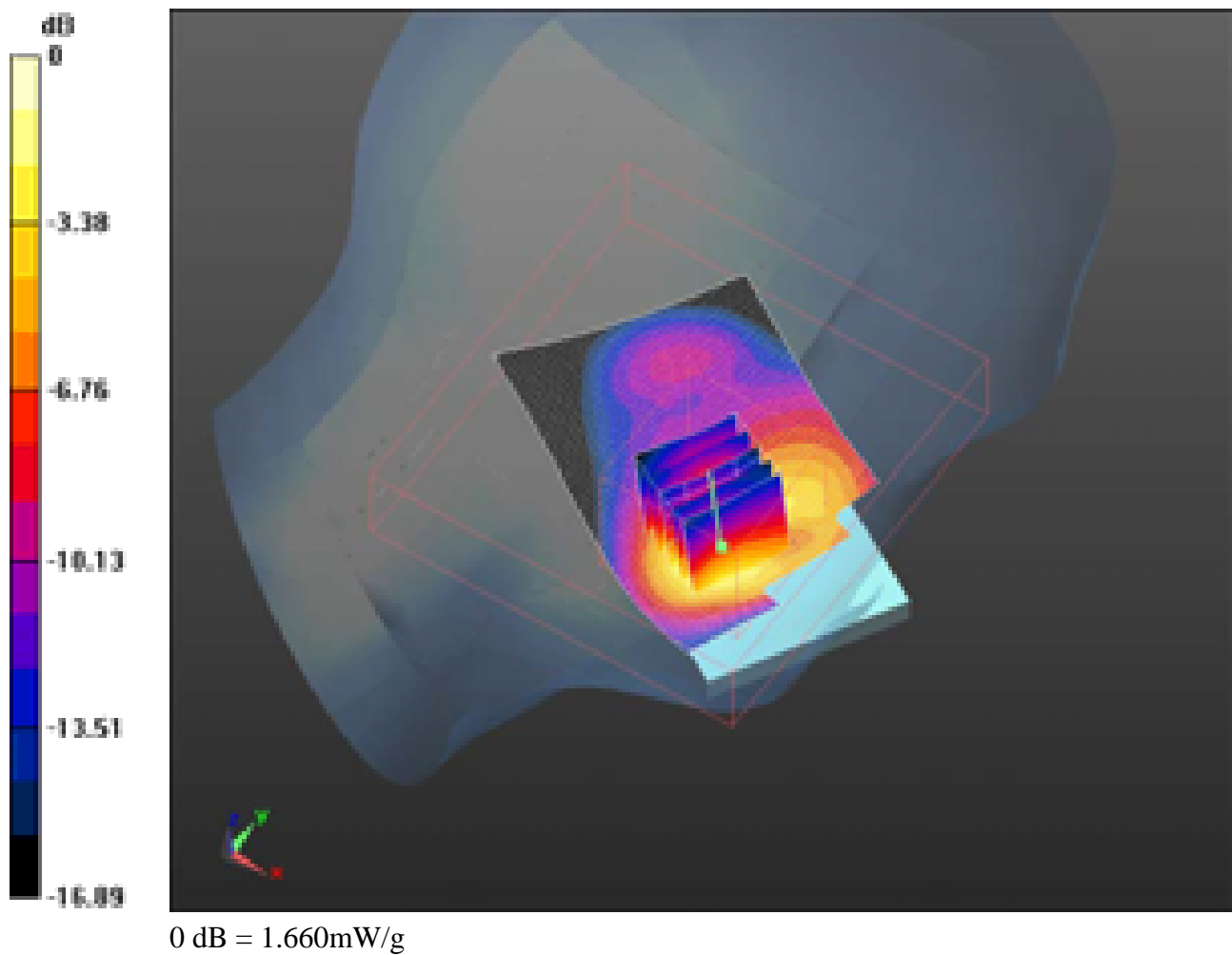
Reference Value = 11.099 V/m; Power Drift = -0.03 dB


Peak SAR (extrapolated) = 2.339 W/kg

**SAR(1 g) = 1.44 mW/g; SAR(10 g) = 0.789 mW/g**

Maximum value of SAR (measured) = 1.658 mW/g

	Document <b>Appendix B for the BlackBerry® Smartphone Model RDR61CW/RDF31CW</b> <b>SAR Report</b>			Page <b>126(129)</b>
Author Data <b>Andrew Becker</b>	Dates of Test <b>May 3 – June 28, 2011</b> <b>August 31 – October 05, 2011</b>	Test Report No <b>RTS-2604-1106-84A</b>	FCC ID: <b>L6ARDR60CW</b> <b>L6ARDF30CW</b>	IC ID <b>2503A-RDR60CW</b> <b>2503A-RDF30CW</b>



	Document <b>Appendix B for the BlackBerry® Smartphone Model RDR61CW/RDF31CW</b> <b>SAR Report</b>				Page <b>127(129)</b>
Author Data <b>Andrew Becker</b>	Dates of Test <b>May 3 – June 28, 2011</b> <b>August 31 – October 05, 2011</b>	Test Report No <b>RTS-2604-1106-84A</b>	FCC ID: <b>L6ARDR60CW</b> <b>L6ARDF30CW</b>	IC ID <b>2503A-RDR60CW</b> <b>2503A-RDF30CW</b>	

Date/Time: 9/29/2011 3:49:07 PM, Date/Time: 9/29/2011 4:17:47 PM

Test Laboratory: RIM Testing Services

## LeftHandSide\_CDMA1900\_high\_chan\_amb\_temp\_22.1\_liq\_temp\_21.6C

**DUT: BlackBerry Smartphone; Type: Sample ; Serial: 3301C631**

Communication System: CDMA 1900; Frequency: 1908.5 MHz

Medium parameters used (interpolated):  $f = 1908.5$  MHz;  $\sigma = 1.404$  mho/m;  $\epsilon_r = 38.556$ ;  
 $\rho = 1000$  kg/m<sup>3</sup>

Phantom section: Left Section

Measurement Standard: DASY5 (IEEE/IEC/ANSI C63.19-2007)

DASY5 Configuration:

- Probe: ES3DV3 - SN3225; ConvF(5.26, 5.26, 5.26); Calibrated: 1/13/2011
- Sensor-Surface: 3mm (Mechanical Surface Detection)
- Electronics: DAE3 Sn472; Calibrated: 3/7/2011
- Phantom: SAM 1; Type: SAM 4.0; Serial: 1076
- Measurement SW: DASY52, Version 52.6 (2); SEMCAD X Version 14.4.4 (2829)

**Configuration/Touch position -/Area Scan (51x81x1):** Measurement grid:  
dx=15mm, dy=15mm

[Info: Interpolated medium parameters used for SAR evaluation.](#)

Maximum value of SAR (interpolated) = 1.605 mW/g

**Configuration/Touch position - 2/Zoom Scan (5x5x7) (5x5x7)/Cube 0:**

Measurement grid: dx=7.5mm, dy=7.5mm, dz=5mm


Reference Value = 10.929 V/m; Power Drift = -0.02 dB

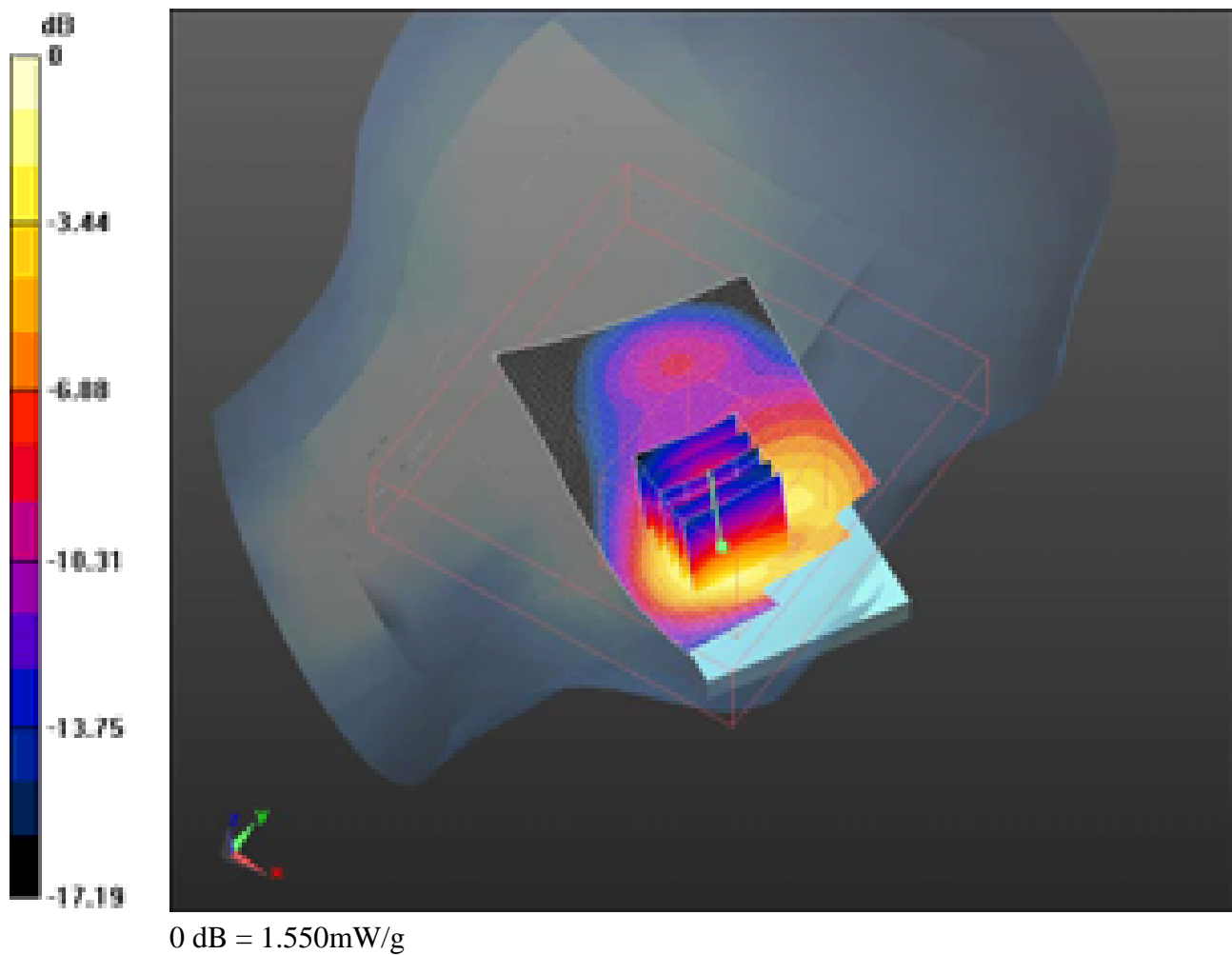
Peak SAR (extrapolated) = 2.311 W/kg

**SAR(1 g) = 1.34 mW/g; SAR(10 g) = 0.724 mW/g**


[Info: Interpolated medium parameters used for SAR evaluation.](#)

Maximum value of SAR (measured) = 1.552 mW/g

	Document <b>Appendix B for the BlackBerry® Smartphone Model RDR61CW/RDF31CW</b> <b>SAR Report</b>			Page <b>128(129)</b>
Author Data <b>Andrew Becker</b>	Dates of Test <b>May 3 – June 28, 2011</b> <b>August 31 – October 05, 2011</b>	Test Report No <b>RTS-2604-1106-84A</b>	FCC ID: <b>L6ARDR60CW</b> <b>L6ARDF30CW</b>	IC ID <b>2503A-RDR60CW</b> <b>2503A-RDF30CW</b>





	Document <b>Appendix B for the BlackBerry® Smartphone Model RDR61CW/RDF31CW</b> <b>SAR Report</b>			Page <b>129(129)</b>
Author Data <b>Andrew Becker</b>	Dates of Test <b>May 3 – June 28, 2011</b> <b>August 31 – October 05, 2011</b>	Test Report No <b>RTS-2604-1106-84A</b>	FCC ID: <b>L6ARDR60CW</b> <b>L6ARDF30CW</b>	IC ID <b>2503A-RDR60CW</b> <b>2503A-RDF30CW</b>

**Z axis plot for the worst case head configuration:**

