
	Document Appendix B for the BlackBerry® Smartphone Model RCS71CW SAR Report		Page 1(102)
Author Data Andrew Becker	Dates of Test October 19 - November 4, 2009	Test Report No RTS -2340-0911-15	FCC ID: L6ARCS70CW

APPENDIX B: SAR DISTRIBUTION PLOTS FOR HEAD CONFIGURATION

	Document Appendix B for the BlackBerry® Smartphone Model RCS71CW SAR Report		Page 2(102)
Author Data Andrew Becker	Dates of Test October 19 - November 4, 2009	Test Report No RTS -2340-0911-15	FCC ID: L6ARCS70CW

Date/Time: 23/10/2009 11:57:55 AM

Test Laboratory: RIM TESTING SERVICES

File Name: [LeftHandSide_EDGE850_low_chan_Amb_Tem_23.9_Liq_Tem_22.1_C.da4](#)

DUT: BlackBerry Smartphone; Type: Sample ; Serial: 30F4F733

Program Name: Compliance Testing: P1528 Protocol (Left-Hand Side)

Communication System: EDGE 850 (2slots); Frequency: 824.2 MHz; Duty Cycle: 1:4.2

Medium parameters used: $f = 825 \text{ MHz}$; $\sigma = 0.857 \text{ mho/m}$; $\epsilon_r = 41.4$; $\rho = 1000 \text{ kg/m}^3$

Phantom section: Left Section

DASY4 Configuration:

- Probe: ET3DV6 - SN1642; ConvF(6.06, 6.06, 6.06); Calibrated: 12/01/2009
- Sensor-Surface: 4mm (Mechanical Surface Detection)
- Electronics: DAE3 Sn472; Calibrated: 03/03/2009
- Phantom: SAM 1; Type: SAM 4.0; Serial: 1076
- Measurement SW: DASY4, V4.7 Build 80; Postprocessing SW: SEMCAD, V1.8 Build 186

Touch position -/Area Scan (51x81x1): Measurement grid: $dx=15\text{mm}$, $dy=15\text{mm}$

Maximum value of SAR (interpolated) = 0.855 mW/g


Touch position -/30F4F733m Scan (5x5x7) (5x5x7)/Cube 0: Measurement grid: $dx=7.5\text{mm}$, $dy=7.5\text{mm}$, $dz=5\text{mm}$


Reference Value = 12.4 V/m; Power Drift = -0.244 dB

Peak SAR (extrapolated) = 1.13 W/kg


SAR(1 g) = 0.809 mW/g; SAR(10 g) = 0.547 mW/g

Maximum value of SAR (measured) = 0.883 mW/g

	Document Appendix B for the BlackBerry® Smartphone Model RCS71CW SAR Report			Page 3(102)
Author Data Andrew Becker	Dates of Test October 19 - November 4, 2009	Test Report No RTS -2340-0911-15	FCC ID: L6ARCS70CW	



0 dB = 0.883mW/g

	Document Appendix B for the BlackBerry® Smartphone Model RCS71CW SAR Report		Page 4(102)
Author Data Andrew Becker	Dates of Test October 19 - November 4, 2009	Test Report No RTS -2340-0911-15	FCC ID: L6ARCS70CW

Date/Time: 23/10/2009 12:13:31 PM

Test Laboratory: RIM TESTING SERVICES

File Name: [LeftHandSide_EDGE850_mid_chan_Amb_Tem_24.1_Liq_Tem_22.3_C.da4](#)

DUT: BlackBerry Smartphone; Type: Sample ; Serial: 30F4F733
Program Name: Compliance Testing: P1528 Protocol (Left-Hand Side)

Communication System: EDGE 850 (2slots); Frequency: 836.8 MHz; Duty Cycle: 1:4.2
Medium parameters used (interpolated): $f = 836.8 \text{ MHz}$; $\sigma = 0.869 \text{ mho/m}$; $\epsilon_r = 41.3$; $\rho = 1000 \text{ kg/m}^3$


Phantom section: Left Section


DASY4 Configuration:

- Probe: ET3DV6 - SN1642; ConvF(6.06, 6.06, 6.06); Calibrated: 12/01/2009
- Sensor-Surface: 4mm (Mechanical Surface Detection)
- Electronics: DAE3 Sn472; Calibrated: 03/03/2009
- Phantom: SAM 1; Type: SAM 4.0; Serial: 1076
- Measurement SW: DASY4, V4.7 Build 80; Postprocessing SW: SEMCAD, V1.8 Build 186


Touch position -/Area Scan (51x81x1): Measurement grid: $dx=15\text{mm}$, $dy=15\text{mm}$
Maximum value of SAR (interpolated) = 0.969 mW/g

Touch position -/30F4F733m Scan (5x5x7) (5x5x7)/Cube 0: Measurement grid: $dx=7.5\text{mm}$, $dy=7.5\text{mm}$, $dz=5\text{mm}$
Reference Value = 12.4 V/m ; Power Drift = -0.106 dB
Peak SAR (extrapolated) = 1.33 W/kg
SAR(1 g) = 0.937 mW/g ; SAR(10 g) = 0.627 mW/g
Maximum value of SAR (measured) = 1.02 mW/g

	Document Appendix B for the BlackBerry® Smartphone Model RCS71CW SAR Report		Page 5(102)
Author Data Andrew Becker	Dates of Test October 19 - November 4, 2009	Test Report No RTS -2340-0911-15	FCC ID: L6ARCS70CW



0 dB = 1.02mW/g

	Document Appendix B for the BlackBerry® Smartphone Model RCS71CW SAR Report		Page 6(102)
Author Data Andrew Becker	Dates of Test October 19 - November 4, 2009	Test Report No RTS -2340-0911-15	FCC ID: L6ARCS70CW

Date/Time: 23/10/2009 12:43:52 PM

Test Laboratory: RIM TESTING SERVICES

File Name:

[LeftHandSide_EDGE850_high_chan_Amb_Tem_24.3_Liq_Tem_22.4_C.da4](#)

DUT: BlackBerry Smartphone; Type: Sample ; Serial: 30F4F733
Program Name: Compliance Testing: P1528 Protocol (Left-Hand Side)

Communication System: EDGE 850 (2slots); Frequency: 848.8 MHz; Duty Cycle: 1:4.2
Medium parameters used (interpolated): $f = 848.8 \text{ MHz}$; $\sigma = 0.88 \text{ mho/m}$; $\epsilon_r = 41.1$; $\rho = 1000 \text{ kg/m}^3$


Phantom section: Left Section


DASY4 Configuration:

- Probe: ET3DV6 - SN1642; ConvF(6.06, 6.06, 6.06); Calibrated: 12/01/2009
- Sensor-Surface: 4mm (Mechanical Surface Detection)
- Electronics: DAE3 Sn472; Calibrated: 03/03/2009
- Phantom: SAM 1; Type: SAM 4.0; Serial: 1076
- Measurement SW: DASY4, V4.7 Build 80; Postprocessing SW: SEMCAD, V1.8 Build 186


Touch position -/Area Scan (51x81x1): Measurement grid: $dx=15\text{mm}$, $dy=15\text{mm}$.
Maximum value of SAR (interpolated) = 1.00 mW/g

Touch position -/30F4F733m Scan (5x5x7) (5x5x7)/Cube 0: Measurement grid: $dx=7.5\text{mm}$, $dy=7.5\text{mm}$, $dz=5\text{mm}$
Reference Value = 12.3 V/m; Power Drift = -0.115 dB
Peak SAR (extrapolated) = 1.38 W/kg
SAR(1 g) = 0.962 mW/g; SAR(10 g) = 0.643 mW/g
Maximum value of SAR (measured) = 1.05 mW/g

	Document Appendix B for the BlackBerry® Smartphone Model RCS71CW SAR Report		Page 7(102)
Author Data Andrew Becker	Dates of Test October 19 - November 4, 2009	Test Report No RTS -2340-0911-15	FCC ID: L6ARCS70CW



0 dB = 1.05mW/g

	Document Appendix B for the BlackBerry® Smartphone Model RCS71CW SAR Report		Page 8(102)
Author Data Andrew Becker	Dates of Test October 19 - November 4, 2009	Test Report No RTS -2340-0911-15	FCC ID: L6ARCS70CW

Date/Time: 23/10/2009 12:58:47 PM

Test Laboratory: RIM TESTING SERVICES

File Name:

[LeftHandSide Tilt EDGE850 high chan Amb Tem 24.4 Liq Tem 22.2 C.da4](#)

DUT: BlackBerry Smartphone; Type: Sample ; Serial: 30F4F733
Program Name: Compliance Testing: P1528 Protocol (Left-Hand Side)

Communication System: EDGE 850 (2slots); Frequency: 848.8 MHz; Duty Cycle: 1:4.2
Medium parameters used (interpolated): $f = 848.8 \text{ MHz}$; $\sigma = 0.88 \text{ mho/m}$; $\epsilon_r = 41.1$; $\rho = 1000 \text{ kg/m}^3$


Phantom section: Left Section


DASY4 Configuration:

- Probe: ET3DV6 - SN1642; ConvF(6.06, 6.06, 6.06); Calibrated: 12/01/2009
- Sensor-Surface: 4mm (Mechanical Surface Detection)
- Electronics: DAE3 Sn472; Calibrated: 03/03/2009
- Phantom: SAM 1; Type: SAM 4.0; Serial: 1076
- Measurement SW: DASY4, V4.7 Build 80; Postprocessing SW: SEMCAD, V1.8 Build 186


Touch position -/Area Scan (51x81x1): Measurement grid: $dx=15\text{mm}$, $dy=15\text{mm}$
Maximum value of SAR (interpolated) = 0.529 mW/g

Touch position -/30F4F733m Scan (5x5x7) (5x5x7)/Cube 0: Measurement grid: $dx=7.5\text{mm}$, $dy=7.5\text{mm}$, $dz=5\text{mm}$
Reference Value = 16.3 V/m; Power Drift = -0.029 dB
Peak SAR (extrapolated) = 0.589 W/kg
SAR(1 g) = 0.491 mW/g; SAR(10 g) = 0.376 mW/g
Maximum value of SAR (measured) = 0.513 mW/g

	Document Appendix B for the BlackBerry® Smartphone Model RCS71CW SAR Report		Page 9(102)
Author Data Andrew Becker	Dates of Test October 19 - November 4, 2009	Test Report No RTS -2340-0911-15	FCC ID: L6ARCS70CW



0 dB = 0.513mW/g

	Document Appendix B for the BlackBerry® Smartphone Model RCS71CW SAR Report		Page 10(102)
Author Data Andrew Becker	Dates of Test October 19 - November 4, 2009	Test Report No RTS -2340-0911-15	FCC ID: L6ARCS70CW

Date/Time: 22/10/2009 10:09:13 PM

Test Laboratory: RIM TESTING SERVICES

File Name:

[RightHandSide_EDGE850_low_chan_Amb_Tem_23.0_Liq_Tem_21.9_C.da4](#)

DUT: BlackBerry Smartphone; Type: Sample ; Serial: 30F4F733

Program Name: Compliance Testing: P1528 Protocol (Right-Hand Side)

Communication System: EDGE 850 (2slots); Frequency: 824.2 MHz; Duty Cycle: 1:4.2

Medium parameters used: $f = 825 \text{ MHz}$; $\sigma = 0.857 \text{ mho/m}$; $\epsilon_r = 41.4$; $\rho = 1000 \text{ kg/m}^3$

Phantom section: Right Section

DASY4 Configuration:

- Probe: ET3DV6 - SN1642; ConvF(6.42, 6.42, 6.42); Calibrated: 18/01/2008
- Sensor-Surface: 4mm (Mechanical Surface Detection)
- Electronics: DAE3 Sn472; Calibrated: 03/03/2009
- Phantom: SAM 1; Type: SAM 4.0; Serial: 1076
- Measurement SW: DASY4, V4.7 Build 80; Postprocessing SW: SEMCAD, V1.8 Build 186

Touch position - Low/Area Scan (51x81x1): Measurement grid: $dx=15\text{mm}$, $dy=15\text{mm}$

Maximum value of SAR (interpolated) = 0.929 mW/g

Touch position - Low/30F4F733m Scan (5x5x7) (5x5x7)/Cube 0:


Measurement grid: $dx=7.5\text{mm}$, $dy=7.5\text{mm}$, $dz=5\text{mm}$

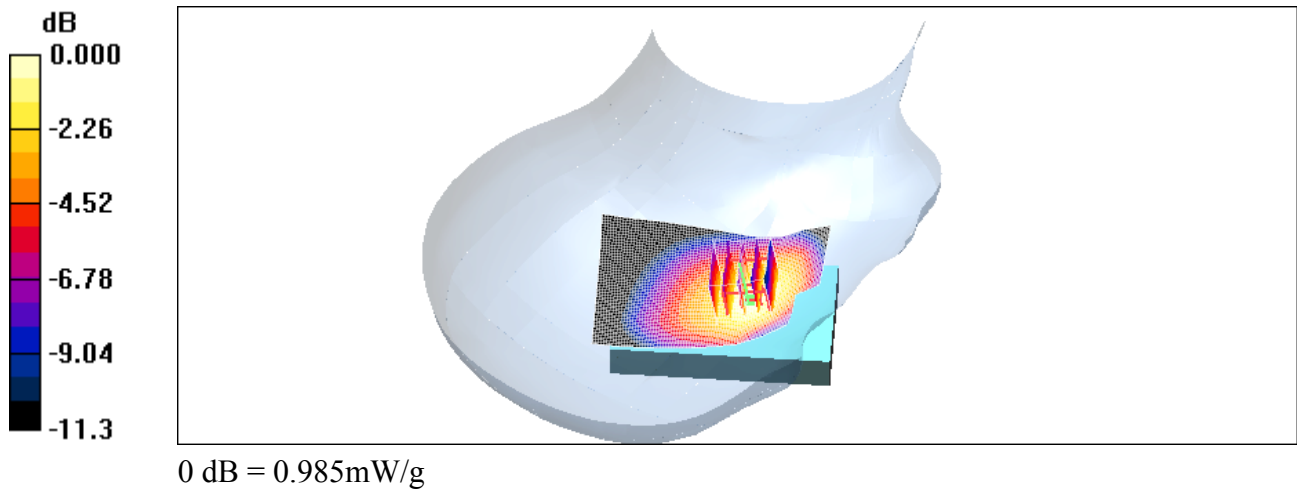
Reference Value = 11.9 V/m; Power Drift = -0.253 dB


Peak SAR (extrapolated) = 1.17 W/kg

SAR(1 g) = 0.872 mW/g; SAR(10 g) = 0.604 mW/g

Maximum value of SAR (measured) = 0.985 mW/g

	Document Appendix B for the BlackBerry® Smartphone Model RCS71CW SAR Report			Page 11(102)
Author Data Andrew Becker	Dates of Test October 19 - November 4, 2009	Test Report No RTS -2340-0911-15	FCC ID: L6ARCS70CW	



	Document Appendix B for the BlackBerry® Smartphone Model RCS71CW SAR Report		Page 12(102)
Author Data Andrew Becker	Dates of Test October 19 - November 4, 2009	Test Report No RTS -2340-0911-15	FCC ID: L6ARCS70CW

Date/Time: 22/10/2009 10:48:00 PM

Test Laboratory: RIM TESTING SERVICES

File Name:

[RightHandSide_EDGE850_mid_chan_Amb_Tem_22.9_Liq_Tem_21.9_C.da4](#)

DUT: BlackBerry Smartphone; Type: Sample ; Serial: 30F4F733

Program Name: Compliance Testing: P1528 Protocol (Right-Hand Side)

Communication System: EDGE 850 (2slots); Frequency: 836.8 MHz; Duty Cycle: 1:4.2
Medium parameters used (interpolated): $f = 836.8 \text{ MHz}$; $\sigma = 0.869 \text{ mho/m}$; $\epsilon_r = 41.3$; $\rho = 1000 \text{ kg/m}^3$

Phantom section: Right Section

DASY4 Configuration:

- Probe: ET3DV6 - SN1642; ConvF(6.42, 6.42, 6.42); Calibrated: 18/01/2008
- Sensor-Surface: 4mm (Mechanical Surface Detection)
- Electronics: DAE3 Sn472; Calibrated: 03/03/2009
- Phantom: SAM 1; Type: SAM 4.0; Serial: 1076
- Measurement SW: DASY4, V4.7 Build 80; Postprocessing SW: SEMCAD, V1.8 Build 186

Touch position - Low/Area Scan (51x81x1): Measurement grid: $dx=15\text{mm}$, $dy=15\text{mm}$

Maximum value of SAR (interpolated) = 1.07 mW/g

Touch position - Low/30F4F733m Scan (5x5x7) (5x5x7)/Cube 0:


Measurement grid: $dx=7.5\text{mm}$, $dy=7.5\text{mm}$, $dz=5\text{mm}$

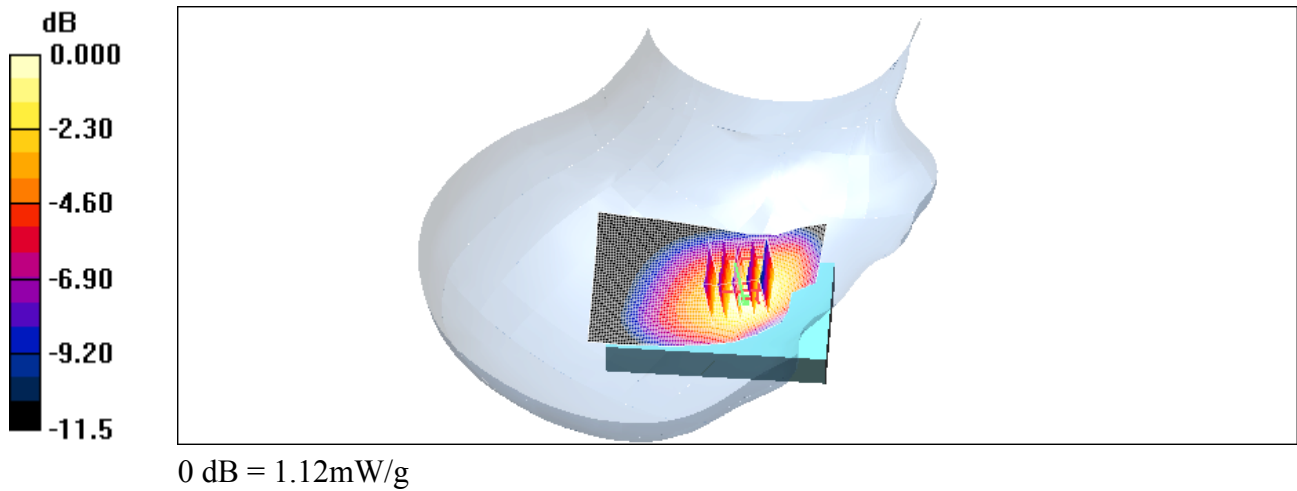
Reference Value = 11.7 V/m; Power Drift = -0.008 dB


Peak SAR (extrapolated) = 1.37 W/kg

SAR(1 g) = 1.02 mW/g; SAR(10 g) = 0.693 mW/g

Maximum value of SAR (measured) = 1.12 mW/g

	Document Appendix B for the BlackBerry® Smartphone Model RCS71CW SAR Report		Page 13(102)
Author Data Andrew Becker	Dates of Test October 19 - November 4, 2009	Test Report No RTS -2340-0911-15	FCC ID: L6ARCS70CW



	Document Appendix B for the BlackBerry® Smartphone Model RCS71CW SAR Report		Page 14(102)
Author Data Andrew Becker	Dates of Test October 19 - November 4, 2009	Test Report No RTS -2340-0911-15	FCC ID: L6ARCS70CW

Date/Time: 22/10/2009 11:02:31 PM

Test Laboratory: RIM TESTING SERVICES

File Name:

[RightHandSide_EDGE850_high_chan_Amb_Tem_23.1_Liq_Tem_22.0_C.da4](#)

DUT: BlackBerry Smartphone; Type: Sample ; Serial: 30F4F733

Program Name: Compliance Testing: P1528 Protocol (Right-Hand Side)

Communication System: EDGE 850 (2slots); Frequency: 848.8 MHz; Duty Cycle: 1:4.2
Medium parameters used (interpolated): $f = 848.8 \text{ MHz}$; $\sigma = 0.88 \text{ mho/m}$; $\epsilon_r = 41.1$; $\rho = 1000 \text{ kg/m}^3$

Phantom section: Right Section

DASY4 Configuration:

- Probe: ET3DV6 - SN1642; ConvF(6.42, 6.42, 6.42); Calibrated: 18/01/2008
- Sensor-Surface: 4mm (Mechanical Surface Detection)
- Electronics: DAE3 Sn472; Calibrated: 03/03/2009
- Phantom: SAM 1; Type: SAM 4.0; Serial: 1076
- Measurement SW: DASY4, V4.7 Build 80; Postprocessing SW: SEMCAD, V1.8 Build 186

Touch position - Low/Area Scan (51x81x1): Measurement grid: $dx=15\text{mm}$, $dy=15\text{mm}$

Maximum value of SAR (interpolated) = 1.03 mW/g

Touch position - Low/30F4F733m Scan (5x5x7) (5x5x7)/Cube 0:


Measurement grid: $dx=7.5\text{mm}$, $dy=7.5\text{mm}$, $dz=5\text{mm}$

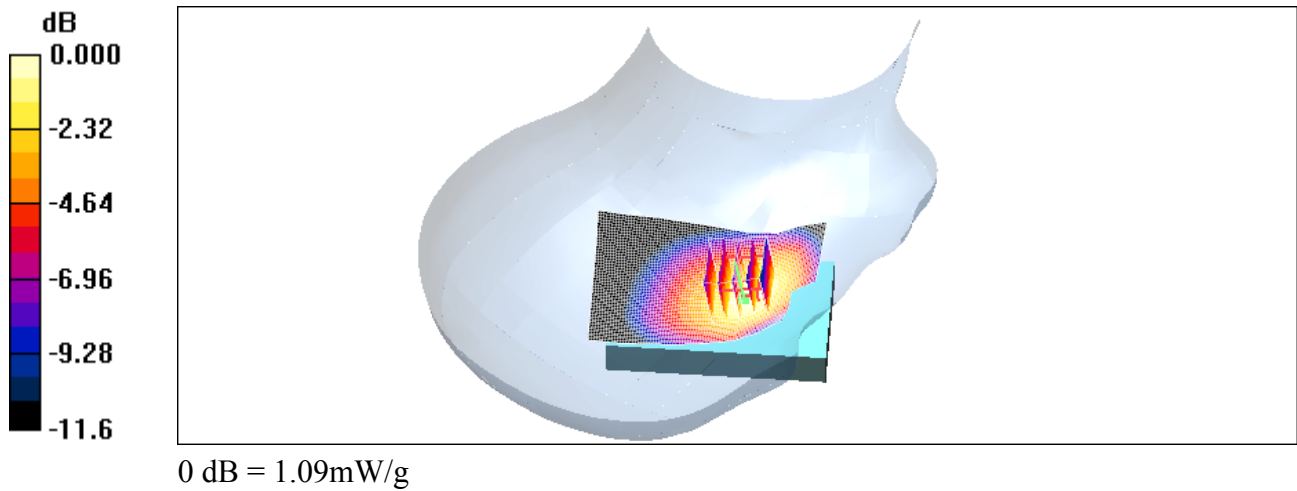
Reference Value = 11.1 V/m; Power Drift = 0.006 dB


Peak SAR (extrapolated) = 1.34 W/kg

SAR(1 g) = 0.990 mW/g; SAR(10 g) = 0.674 mW/g

Maximum value of SAR (measured) = 1.09 mW/g

	Document Appendix B for the BlackBerry® Smartphone Model RCS71CW SAR Report		Page 15(102)
Author Data Andrew Becker	Dates of Test October 19 - November 4, 2009	Test Report No RTS -2340-0911-15	FCC ID: L6ARCS70CW



	Document Appendix B for the BlackBerry® Smartphone Model RCS71CW SAR Report		Page 16(102)
Author Data Andrew Becker	Dates of Test October 19 - November 4, 2009	Test Report No RTS -2340-0911-15	FCC ID: L6ARCS70CW

Date/Time: 22/10/2009 11:44:09 PM

Test Laboratory: RIM TESTING SERVICES

File Name: [RightHandSide_GSM850_mid_chan_Amb_Tem_23.1_Liq_Tem_22.0_C.da4](#)

DUT: BlackBerry Smartphone; Type: Sample ; Serial: 30F4F733
Program Name: Compliance Testing: P1528 Protocol (Right-Hand Side)

Communication System: GSM 850; Frequency: 836.8 MHz; Duty Cycle: 1:8.3
Medium parameters used (interpolated): $f = 836.8 \text{ MHz}$; $\sigma = 0.869 \text{ mho/m}$; $\epsilon_r = 41.3$; $\rho = 1000 \text{ kg/m}^3$
Phantom section: Right Section

DASY4 Configuration:

- Probe: ET3DV6 - SN1642; ConvF(6.42, 6.42, 6.42); Calibrated: 18/01/2008
- Sensor-Surface: 4mm (Mechanical Surface Detection)
- Electronics: DAE3 Sn472; Calibrated: 03/03/2009
- Phantom: SAM 1; Type: SAM 4.0; Serial: 1076
- Measurement SW: DASY4, V4.7 Build 80; Postprocessing SW: SEMCAD, V1.8 Build 186

Touch position - Low/Area Scan (51x81x1): Measurement grid: $dx=15\text{mm}$, $dy=15\text{mm}$

Maximum value of SAR (interpolated) = 1.05 mW/g

Touch position - Low/30F4F733m Scan (5x5x7) (5x5x7)/Cube 0:


Measurement grid: $dx=7.5\text{mm}$, $dy=7.5\text{mm}$, $dz=5\text{mm}$

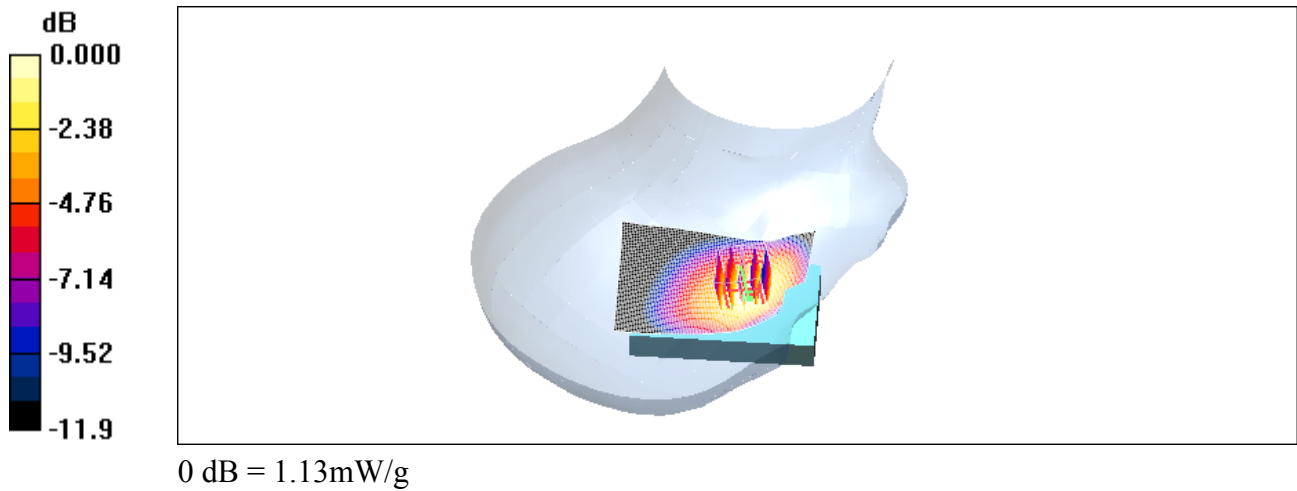
Reference Value = 11.0 V/m; Power Drift = -0.067 dB


Peak SAR (extrapolated) = 1.38 W/kg

SAR(1 g) = 1 mW/g; SAR(10 g) = 0.679 mW/g.

Maximum value of SAR (measured) = 1.13 mW/g

	Document Appendix B for the BlackBerry® Smartphone Model RCS71CW SAR Report			Page 17(102)
Author Data Andrew Becker	Dates of Test October 19 - November 4, 2009	Test Report No RTS -2340-0911-15	FCC ID: L6ARCS70CW	



	Document Appendix B for the BlackBerry® Smartphone Model RCS71CW SAR Report		Page 18(102)
Author Data Andrew Becker	Dates of Test October 19 - November 4, 2009	Test Report No RTS -2340-0911-15	FCC ID: L6ARCS70CW

Date/Time: 22/10/2009 11:24:21 PM

Test Laboratory: RIM TESTING SERVICES

File Name:

[RightHandSide_Tilt_EDGE850_mid_chan_Amb_Tem_23.1_Liq_Tem_22.0_C.da4](#)

DUT: BlackBerry Smartphone; Type: Sample ; Serial: 30F4F733

Program Name: Compliance Testing: P1528 Protocol (Right-Hand Side)

Communication System: EDGE 850 (2slots); Frequency: 836.8 MHz; Duty Cycle: 1:4.2
Medium parameters used (interpolated): $f = 836.8 \text{ MHz}$; $\sigma = 0.869 \text{ mho/m}$; $\epsilon_r = 41.3$; $\rho = 1000 \text{ kg/m}^3$

Phantom section: Right Section

DASY4 Configuration:

- Probe: ET3DV6 - SN1642; ConvF(6.42, 6.42, 6.42); Calibrated: 18/01/2008
- Sensor-Surface: 4mm (Mechanical Surface Detection)
- Electronics: DAE3 Sn472; Calibrated: 03/03/2009
- Phantom: SAM 1; Type: SAM 4.0; Serial: 1076
- Measurement SW: DASY4, V4.7 Build 80; Postprocessing SW: SEMCAD, V1.8 Build 186

Tilt position - Low/Area Scan (51x81x1): Measurement grid: $dx=15\text{mm}$, $dy=15\text{mm}$

Maximum value of SAR (interpolated) = 0.428 mW/g


Tilt position - Low/30F4F733m Scan (5x5x7) (5x5x7)/Cube 0: Measurement grid: $dx=7.5\text{mm}$, $dy=7.5\text{mm}$, $dz=5\text{mm}$

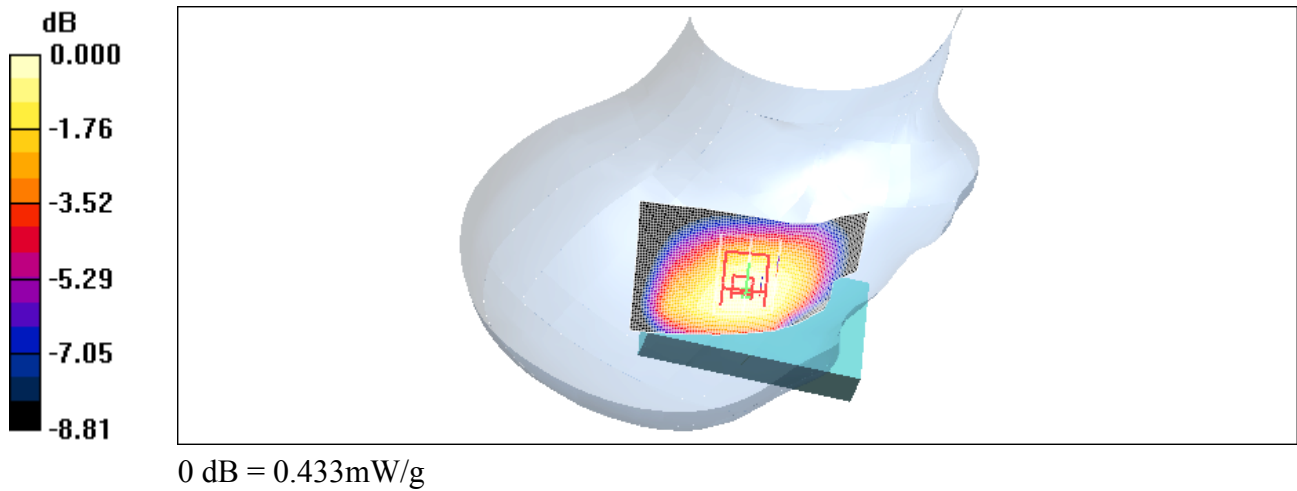
Reference Value = 15.4 V/m ; Power Drift = -0.039 dB


Peak SAR (extrapolated) = 0.485 W/kg

SAR(1 g) = 0.413 mW/g ; SAR(10 g) = 0.315 mW/g

Maximum value of SAR (measured) = 0.433 mW/g

	Document Appendix B for the BlackBerry® Smartphone Model RCS71CW SAR Report			Page 19(102)
Author Data Andrew Becker	Dates of Test October 19 - November 4, 2009	Test Report No RTS -2340-0911-15	FCC ID: L6ARCS70CW	



	Document Appendix B for the BlackBerry® Smartphone Model RCS71CW SAR Report		Page 20(102)
Author Data Andrew Becker	Dates of Test October 19 - November 4, 2009	Test Report No RTS -2340-0911-15	FCC ID: L6ARCS70CW

Date/Time: 23/10/2009 2:06:29 PM

Test Laboratory: RIM TESTING SERVICES

File Name:

[RightHandSide_EDGE850_3slots_mid_chan_Amb_Tem_23.8_Liq_Tem_22.6_C.da4](#)

DUT: BlackBerry Smartphone; Type: Sample ; Serial: 30F4F733

Program Name: Compliance Testing: P1528 Protocol (Right-Hand Side)

Communication System: EDGE 850 (3 slots); Frequency: 836.8 MHz; Duty Cycle: 1:2.8
Medium parameters used (interpolated): $f = 836.8 \text{ MHz}$; $\sigma = 0.869 \text{ mho/m}$; $\epsilon_r = 41.3$; $\rho = 1000 \text{ kg/m}^3$


Phantom section: Right Section


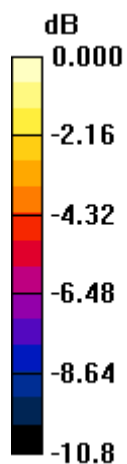
DASY4 Configuration:

- Probe: ET3DV6 - SN1642; ConvF(6.42, 6.42, 6.42); Calibrated: 18/01/2008
- Sensor-Surface: 4mm (Mechanical Surface Detection)
- Electronics: DAE3 Sn472; Calibrated: 03/03/2009
- Phantom: SAM 1; Type: SAM 4.0; Serial: 1076
- Measurement SW: DASY4, V4.7 Build 80; Postprocessing SW: SEMCAD, V1.8 Build 186


Touch position -/Area Scan (51x81x1): Measurement grid: $dx=15\text{mm}$, $dy=15\text{mm}$
Maximum value of SAR (interpolated) = 1.07 mW/g

Touch position -/30F4F733m Scan (5x5x7) (5x5x7)/Cube 0: Measurement grid: $dx=7.5\text{mm}$, $dy=7.5\text{mm}$, $dz=5\text{mm}$
Reference Value = 11.2 V/m; Power Drift = -0.167 dB
Peak SAR (extrapolated) = 1.33 W/kg
SAR(1 g) = 0.990 mW/g; SAR(10 g) = 0.675 mW/g
Maximum value of SAR (measured) = 1.10 mW/g

	Document Appendix B for the BlackBerry® Smartphone Model RCS71CW SAR Report		Page 21(102)
Author Data Andrew Becker	Dates of Test October 19 - November 4, 2009	Test Report No RTS -2340-0911-15	FCC ID: L6ARCS70CW



0 dB = 1.10mW/g

	Document Appendix B for the BlackBerry® Smartphone Model RCS71CW SAR Report		Page 22(102)
Author Data Andrew Becker	Dates of Test October 19 - November 4, 2009	Test Report No RTS -2340-0911-15	FCC ID: L6ARCS70CW

Date/Time: 23/10/2009 2:21:06 PM

Test Laboratory: RIM TESTING SERVICES

File Name:

[RightHandSide_EDGE850_4slots_mid_chan_Amb_Tem_24.5_Liq_Tem_22.7_C.da4](#)

DUT: BlackBerry Smartphone; Type: Sample ; Serial: 30F4F733

Program Name: Compliance Testing: P1528 Protocol (Right-Hand Side)

Communication System: EDGE 850 (4 slots); Frequency: 836.8 MHz; Duty Cycle: 1:2.1
Medium parameters used (interpolated): $f = 836.8 \text{ MHz}$; $\sigma = 0.869 \text{ mho/m}$; $\epsilon_r = 41.3$; $\rho = 1000 \text{ kg/m}^3$

Phantom section: Right Section

DASY4 Configuration:

- Probe: ET3DV6 - SN1642; ConvF(6.42, 6.42, 6.42); Calibrated: 18/01/2008
- Sensor-Surface: 4mm (Mechanical Surface Detection)
- Electronics: DAE3 Sn472; Calibrated: 03/03/2009
- Phantom: SAM 1; Type: SAM 4.0; Serial: 1076
- Measurement SW: DASY4, V4.7 Build 80; Postprocessing SW: SEMCAD, V1.8 Build 186

Touch position -/Area Scan (51x81x1): Measurement grid: $dx=15\text{mm}$, $dy=15\text{mm}$
Maximum value of SAR (interpolated) = 0.906 mW/g


Touch position -/30F4F733m Scan (5x5x7) (5x5x7)/Cube 0: Measurement grid: $dx=7.5\text{mm}$, $dy=7.5\text{mm}$, $dz=5\text{mm}$


Reference Value = 10.3 V/m; Power Drift = -0.080 dB

Peak SAR (extrapolated) = 1.13 W/kg


SAR(1 g) = 0.841 mW/g; SAR(10 g) = 0.574 mW/g

Maximum value of SAR (measured) = 0.941 mW/g

	Document Appendix B for the BlackBerry® Smartphone Model RCS71CW SAR Report			Page 23(102)
Author Data Andrew Becker	Dates of Test October 19 - November 4, 2009	Test Report No RTS -2340-0911-15	FCC ID: L6ARCS70CW	



0 dB = 0.941mW/g

	Document Appendix B for the BlackBerry® Smartphone Model RCS71CW SAR Report		Page 24(102)
Author Data Andrew Becker	Dates of Test October 19 - November 4, 2009	Test Report No RTS -2340-0911-15	FCC ID: L6ARCS70CW

Date/Time: 22/10/2009 5:26:47 PM

Test Laboratory: RIM TESTING SERVICES

File Name:

[LeftHandSide CDMA800_low_chan_Amb_Tem_24.1_Liq_Tem_22.1_C.da4](#)

DUT: BlackBerry Smartphone; Type: Sample ; Serial: 30F4F733
Program Name: Compliance Testing: P1528 Protocol (Left-Hand Side)


Communication System: CDMA 800; Frequency: 824.7 MHz; Duty Cycle: 1:1
Medium parameters used: $f = 825 \text{ MHz}$; $\sigma = 0.857 \text{ mho/m}$; $\epsilon_r = 41.4$; $\rho = 1000 \text{ kg/m}^3$
Phantom section: Left Section

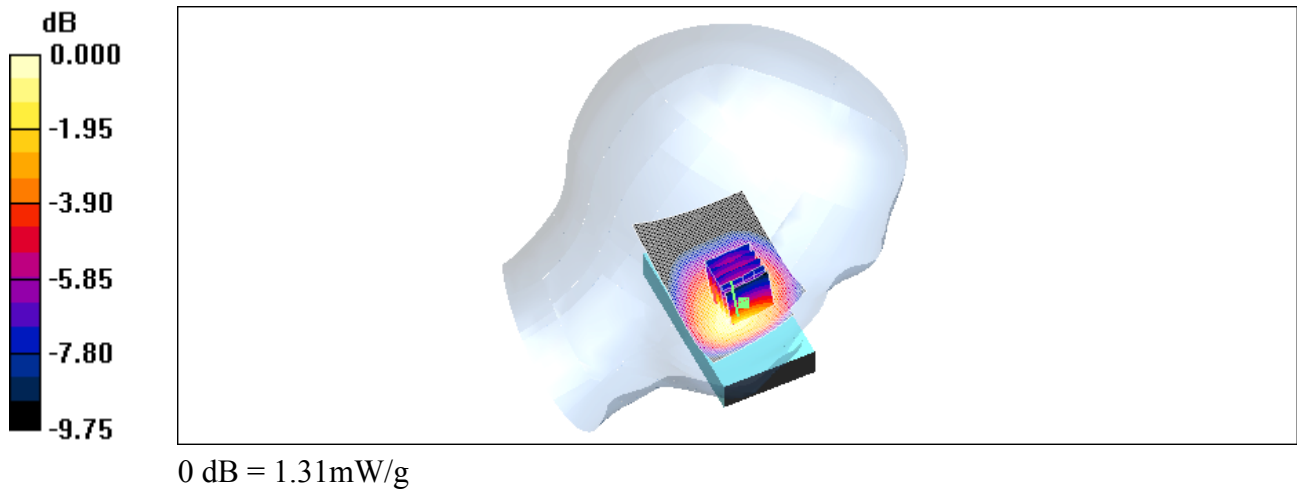
DASY4 Configuration:


- Probe: ET3DV6 - SN1642; ConvF(6.06, 6.06, 6.06); Calibrated: 12/01/2009
- Sensor-Surface: 4mm (Mechanical Surface Detection)
- Electronics: DAE3 Sn472; Calibrated: 03/03/2009
- Phantom: SAM 1; Type: SAM 4.0; Serial: 1076
- Measurement SW: DASY4, V4.7 Build 80; Postprocessing SW: SEMCAD, V1.8 Build 186

Touch position -/Area Scan (51x81x1): Measurement grid: $dx=15\text{mm}$, $dy=15\text{mm}$
Maximum value of SAR (interpolated) = 1.23 mW/g

Touch position -/30F4F733m Scan (5x5x7) (5x5x7)/Cube 0: Measurement grid: $dx=7.5\text{mm}$, $dy=7.5\text{mm}$, $dz=5\text{mm}$
Reference Value = 12.9 V/m; Power Drift = 0.014 dB
Peak SAR (extrapolated) = 1.72 W/kg
SAR(1 g) = 1.21 mW/g; SAR(10 g) = 0.819 mW/g
Maximum value of SAR (measured) = 1.31 mW/g

	Document Appendix B for the BlackBerry® Smartphone Model RCS71CW SAR Report		Page 25(102)
Author Data Andrew Becker	Dates of Test October 19 - November 4, 2009	Test Report No RTS -2340-0911-15	FCC ID: L6ARCS70CW



	Document Appendix B for the BlackBerry® Smartphone Model RCS71CW SAR Report		Page 26(102)
Author Data Andrew Becker	Dates of Test October 19 - November 4, 2009	Test Report No RTS -2340-0911-15	FCC ID: L6ARCS70CW

Date/Time: 22/10/2009 5:43:26 PM

Test Laboratory: RIM TESTING SERVICES

File Name:

[LeftHandSide_CDMA800_mid_chan_Amb_Tem_22.8_Liq_Tem_22.1_C.da4](#)

DUT: BlackBerry Smartphone; Type: Sample ; Serial: 30F4F733

Program Name: Compliance Testing: P1528 Protocol (Left-Hand Side)

Communication System: CDMA 800; Frequency: 836.52 MHz; Duty Cycle: 1:1

Medium parameters used (interpolated): $f = 836.52 \text{ MHz}$; $\sigma = 0.869 \text{ mho/m}$; $\epsilon_r = 41.3$; $\rho = 1000 \text{ kg/m}^3$

Phantom section: Left Section

DASY4 Configuration:

- Probe: ET3DV6 - SN1642; ConvF(6.06, 6.06, 6.06); Calibrated: 12/01/2009
- Sensor-Surface: 4mm (Mechanical Surface Detection)
- Electronics: DAE3 Sn472; Calibrated: 03/03/2009
- Phantom: SAM 1; Type: SAM 4.0; Serial: 1076
- Measurement SW: DASY4, V4.7 Build 80; Postprocessing SW: SEMCAD, V1.8 Build 186

Touch position -/Area Scan (51x81x1): Measurement grid: $dx=15\text{mm}$, $dy=15\text{mm}$

Maximum value of SAR (interpolated) = 1.11 mW/g

Touch position -/30F4F733m Scan (5x5x7) (5x5x7)/Cube 0: Measurement


grid: $dx=7.5\text{mm}$, $dy=7.5\text{mm}$, $dz=5\text{mm}$

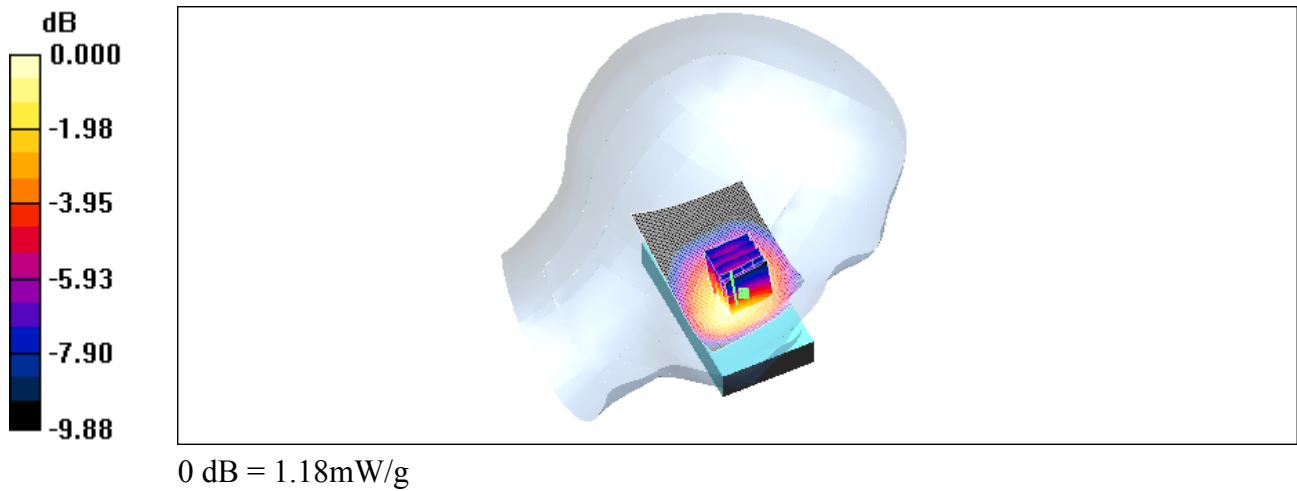
Reference Value = 11.6 V/m ; Power Drift = -0.079 dB


Peak SAR (extrapolated) = 1.58 W/kg

SAR(1 g) = 1.09 mW/g ; SAR(10 g) = 0.726 mW/g

Maximum value of SAR (measured) = 1.18 mW/g

	Document Appendix B for the BlackBerry® Smartphone Model RCS71CW SAR Report		Page 27(102)
Author Data Andrew Becker	Dates of Test October 19 - November 4, 2009	Test Report No RTS -2340-0911-15	FCC ID: L6ARCS70CW



	Document Appendix B for the BlackBerry® Smartphone Model RCS71CW SAR Report		Page 28(102)
Author Data Andrew Becker	Dates of Test October 19 - November 4, 2009	Test Report No RTS -2340-0911-15	FCC ID: L6ARCS70CW

Date/Time: 22/10/2009 5:58:51 PM

Test Laboratory: RIM TESTING SERVICES

File Name:

[LeftHandSide_CDMA800_high_chan_Amb_Tem_22.7_Liq_Tem_22.0_C.da4](#)

DUT: BlackBerry Smartphone; Type: Sample ; Serial: 30F4F733

Program Name: Compliance Testing: P1528 Protocol (Left-Hand Side)

Communication System: CDMA 800; Frequency: 848.52 MHz; Duty Cycle: 1:1

Medium parameters used (interpolated): $f = 848.52 \text{ MHz}$; $\sigma = 0.88 \text{ mho/m}$; $\epsilon_r = 41.1$; $\rho = 1000 \text{ kg/m}^3$

Phantom section: Left Section

DASY4 Configuration:

- Probe: ET3DV6 - SN1642; ConvF(6.06, 6.06, 6.06); Calibrated: 12/01/2009
- Sensor-Surface: 4mm (Mechanical Surface Detection)
- Electronics: DAE3 Sn472; Calibrated: 03/03/2009
- Phantom: SAM 1; Type: SAM 4.0; Serial: 1076
- Measurement SW: DASY4, V4.7 Build 80; Postprocessing SW: SEMCAD, V1.8 Build 186

Touch position -/Area Scan (51x81x1): Measurement grid: $dx=15\text{mm}$, $dy=15\text{mm}$

Maximum value of SAR (interpolated) = 1.18 mW/g

Touch position -/30F4F733m Scan (5x5x7) (5x5x7)/Cube 0: Measurement


grid: $dx=7.5\text{mm}$, $dy=7.5\text{mm}$, $dz=5\text{mm}$

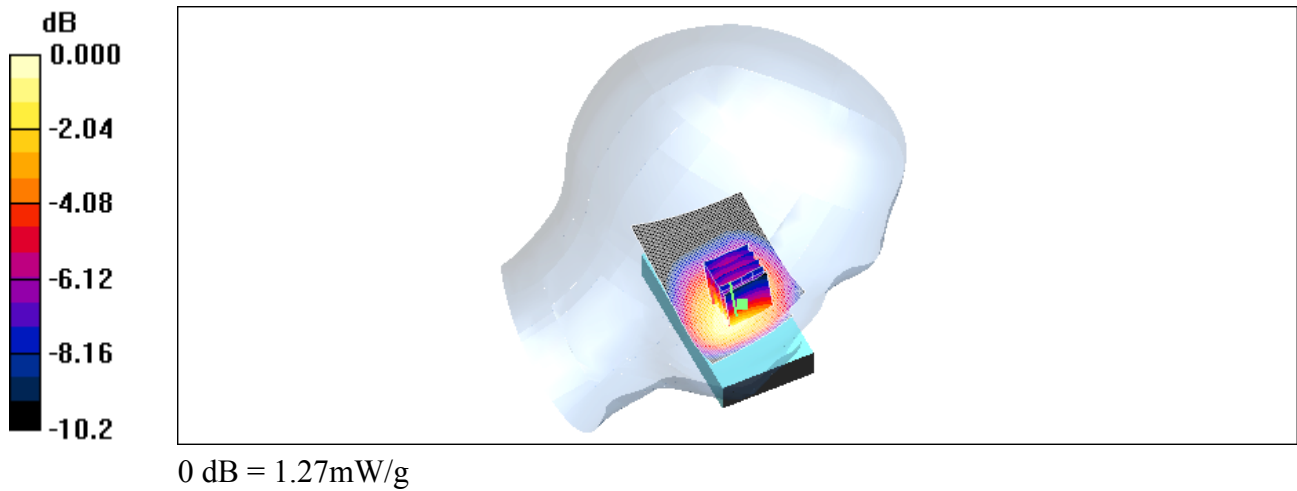
Reference Value = 11.7 V/m ; Power Drift = 0.016 dB


Peak SAR (extrapolated) = 1.68 W/kg

SAR(1 g) = 1.17 mW/g ; SAR(10 g) = 0.778 mW/g

Maximum value of SAR (measured) = 1.27 mW/g

	Document Appendix B for the BlackBerry® Smartphone Model RCS71CW SAR Report		Page 29(102)
Author Data Andrew Becker	Dates of Test October 19 - November 4, 2009	Test Report No RTS -2340-0911-15	FCC ID: L6ARCS70CW



	Document Appendix B for the BlackBerry® Smartphone Model RCS71CW SAR Report		Page 30(102)
Author Data Andrew Becker	Dates of Test October 19 - November 4, 2009	Test Report No RTS -2340-0911-15	FCC ID: L6ARCS70CW

Date/Time: 22/10/2009 6:20:35 PM

Test Laboratory: RIM TESTING SERVICES

File Name:

[LeftHandSide_Tilt_CDMA800_low_chan_Amb_Tem_22.7_Liq_Tem_21.9_C.da4](#)

DUT: BlackBerry Smartphone; Type: Sample ; Serial: 30F4F733

Program Name: Compliance Testing: P1528 Protocol (Left-Hand Side)

Communication System: CDMA 800; Frequency: 824.7 MHz; Duty Cycle: 1:1

Medium parameters used: $f = 825 \text{ MHz}$; $\sigma = 0.857 \text{ mho/m}$; $\epsilon_r = 41.4$; $\rho = 1000 \text{ kg/m}^3$

Phantom section: Left Section

DASY4 Configuration:

- Probe: ET3DV6 - SN1642; ConvF(6.06, 6.06, 6.06); Calibrated: 12/01/2009
- Sensor-Surface: 4mm (Mechanical Surface Detection)
- Electronics: DAE3 Sn472; Calibrated: 03/03/2009
- Phantom: SAM 1; Type: SAM 4.0; Serial: 1076
- Measurement SW: DASY4, V4.7 Build 80; Postprocessing SW: SEMCAD, V1.8 Build 186

Touch position -/Area Scan (51x81x1): Measurement grid: $dx=15\text{mm}$, $dy=15\text{mm}$

Maximum value of SAR (interpolated) = 0.615 mW/g


Touch position -/30F4F733m Scan (5x5x7) (5x5x7)/Cube 0: Measurement grid: $dx=7.5\text{mm}$, $dy=7.5\text{mm}$, $dz=5\text{mm}$

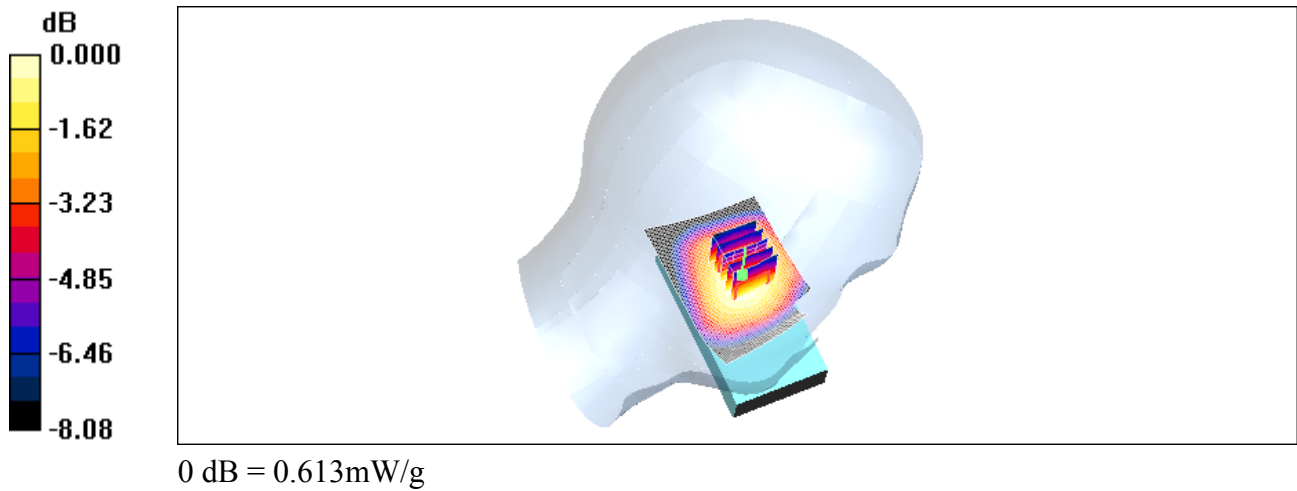
Reference Value = 19.0 V/m ; Power Drift = -0.024 dB


Peak SAR (extrapolated) = 0.697 W/kg

SAR(1 g) = 0.577 mW/g ; SAR(10 g) = 0.441 mW/g

Maximum value of SAR (measured) = 0.613 mW/g

	Document Appendix B for the BlackBerry® Smartphone Model RCS71CW SAR Report		Page 31(102)
Author Data Andrew Becker	Dates of Test October 19 - November 4, 2009	Test Report No RTS -2340-0911-15	FCC ID: L6ARCS70CW



	Document Appendix B for the BlackBerry® Smartphone Model RCS71CW SAR Report		Page 32(102)
Author Data Andrew Becker	Dates of Test October 19 - November 4, 2009	Test Report No RTS -2340-0911-15	FCC ID: L6ARCS70CW

Date/Time: 22/10/2009 6:50:49 PM

Test Laboratory: RIM TESTING SERVICES

File Name:

[RightHandSide_CDMA800_low_chan_Amb_Tem_22.7_Liq_Tem_21.9_C.da4](#)

DUT: BlackBerry Smartphone; Type: Sample ; Serial: 30F4F733

Program Name: Compliance Testing: P1528 Protocol (Right-Hand Side)

Communication System: CDMA 800; Frequency: 824.7 MHz; Duty Cycle: 1:1

Medium parameters used: $f = 825 \text{ MHz}$; $\sigma = 0.857 \text{ mho/m}$; $\epsilon_r = 41.4$; $\rho = 1000 \text{ kg/m}^3$

Phantom section: Right Section

DASY4 Configuration:

- Probe: ET3DV6 - SN1642; ConvF(6.42, 6.42, 6.42); Calibrated: 18/01/2008
- Sensor-Surface: 4mm (Mechanical Surface Detection)
- Electronics: DAE3 Sn472; Calibrated: 03/03/2009
- Phantom: SAM 1; Type: SAM 4.0; Serial: 1076
- Measurement SW: DASY4, V4.7 Build 80; Postprocessing SW: SEMCAD, V1.8 Build 186

Touch position - Low/Area Scan (51x81x1): Measurement grid: $dx=15\text{mm}$, $dy=15\text{mm}$

Maximum value of SAR (interpolated) = 1.34 mW/g

Touch position - Low/30F4F733m Scan (5x5x7) (5x5x7)/Cube 0:


Measurement grid: $dx=7.5\text{mm}$, $dy=7.5\text{mm}$, $dz=5\text{mm}$

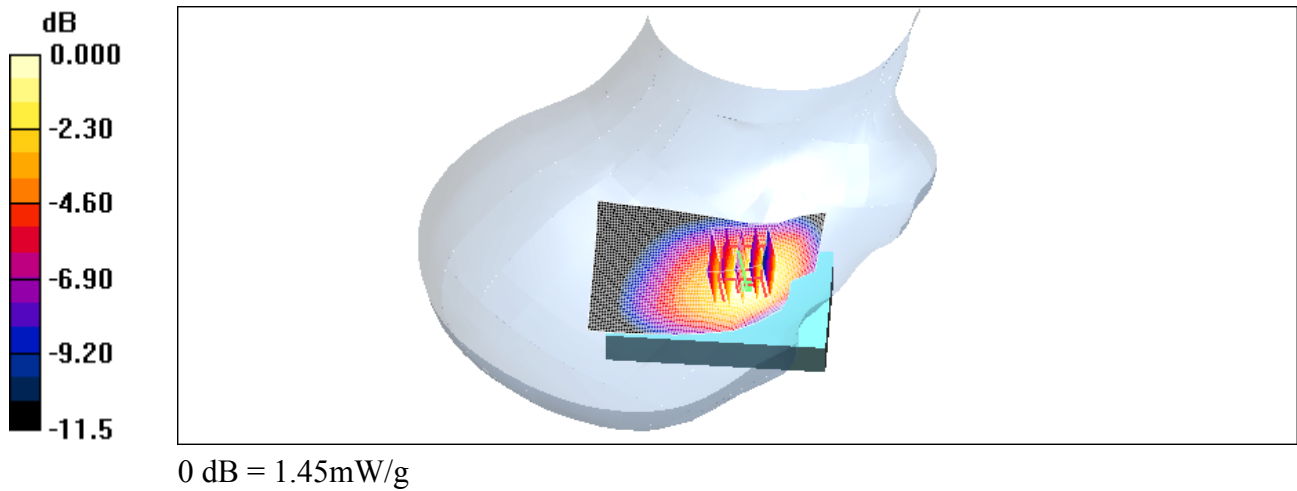
Reference Value = 14.4 V/m; Power Drift = -0.131 dB


Peak SAR (extrapolated) = 1.77 W/kg

SAR(1 g) = 1.29 mW/g; SAR(10 g) = 0.887 mW/g

Maximum value of SAR (measured) = 1.45 mW/g

	Document Appendix B for the BlackBerry® Smartphone Model RCS71CW SAR Report		Page 33(102)
Author Data Andrew Becker	Dates of Test October 19 - November 4, 2009	Test Report No RTS -2340-0911-15	FCC ID: L6ARCS70CW



	Document Appendix B for the BlackBerry® Smartphone Model RCS71CW SAR Report		Page 34(102)
Author Data Andrew Becker	Dates of Test October 19 - November 4, 2009	Test Report No RTS -2340-0911-15	FCC ID: L6ARCS70CW

Date/Time: 22/10/2009 8:34:41 PM

Test Laboratory: RIM TESTING SERVICES

File Name:

[RightHandSide_CDMA800_low_chan_Alt_Battery_Amb_Tem_23.1_Liq_Tem_22.0_C_da4](#)

DUT: BlackBerry Smartphone; Type: Sample ; Serial: 30F4F733

Program Name: Compliance Testing: P1528 Protocol (Right-Hand Side)

Communication System: CDMA 800; Frequency: 824.7 MHz; Duty Cycle: 1:1

Medium parameters used: $f = 825 \text{ MHz}$; $\sigma = 0.857 \text{ mho/m}$; $\epsilon_r = 41.4$; $\rho = 1000 \text{ kg/m}^3$

Phantom section: Right Section

DASY4 Configuration:

- Probe: ET3DV6 - SN1642; ConvF(6.42, 6.42, 6.42); Calibrated: 18/01/2008
- Sensor-Surface: 4mm (Mechanical Surface Detection)
- Electronics: DAE3 Sn472; Calibrated: 03/03/2009
- Phantom: SAM 1; Type: SAM 4.0; Serial: 1076
- Measurement SW: DASY4, V4.7 Build 80; Postprocessing SW: SEMCAD, V1.8 Build 186

Touch position - Low/Area Scan (51x81x1): Measurement grid: $dx=15\text{mm}$, $dy=15\text{mm}$

Maximum value of SAR (interpolated) = 1.41 mW/g

Touch position - Low/30F4F733m Scan (5x5x7) (5x5x7)/Cube 0:


Measurement grid: $dx=7.5\text{mm}$, $dy=7.5\text{mm}$, $dz=5\text{mm}$

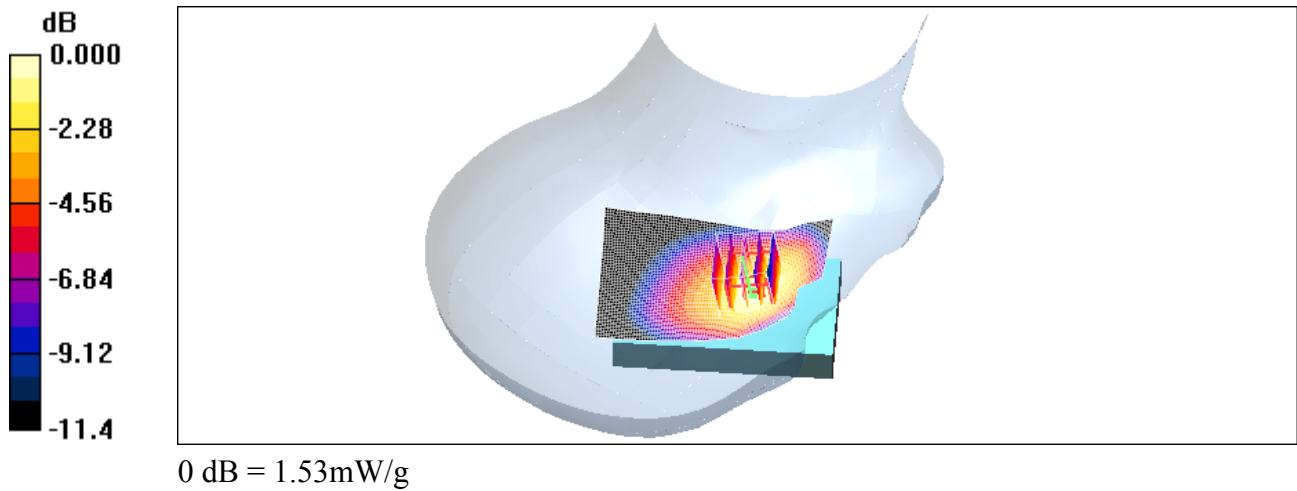
Reference Value = 14.1 V/m; Power Drift = -0.108 dB


Peak SAR (extrapolated) = 1.81 W/kg

SAR(1 g) = 1.35 mW/g; SAR(10 g) = 0.922 mW/g

Maximum value of SAR (measured) = 1.53 mW/g

	Document Appendix B for the BlackBerry® Smartphone Model RCS71CW SAR Report			Page 35(102)
Author Data Andrew Becker	Dates of Test October 19 - November 4, 2009	Test Report No RTS -2340-0911-15	FCC ID: L6ARCS70CW	



	Document Appendix B for the BlackBerry® Smartphone Model RCS71CW SAR Report		Page 36(102)
Author Data Andrew Becker	Dates of Test October 19 - November 4, 2009	Test Report No RTS -2340-0911-15	FCC ID: L6ARCS70CW

Date/Time: 22/10/2009 7:06:29 PM

Test Laboratory: RIM TESTING SERVICES

File Name:

[RightHandSide_CDMA800_mid_chan_Amb_Tem_22.8_Liq_Tem_21.9_C.da4](#)

DUT: BlackBerry Smartphone; Type: Sample ; Serial: 30F4F733

Program Name: Compliance Testing: P1528 Protocol (Right-Hand Side)

Communication System: CDMA 800; Frequency: 836.52 MHz; Duty Cycle: 1:1

Medium parameters used (interpolated): $f = 836.52 \text{ MHz}$; $\sigma = 0.869 \text{ mho/m}$; $\epsilon_r = 41.3$; $\rho = 1000 \text{ kg/m}^3$

Phantom section: Right Section

DASY4 Configuration:

- Probe: ET3DV6 - SN1642; ConvF(6.42, 6.42, 6.42); Calibrated: 18/01/2008
- Sensor-Surface: 4mm (Mechanical Surface Detection)
- Electronics: DAE3 Sn472; Calibrated: 03/03/2009
- Phantom: SAM 1; Type: SAM 4.0; Serial: 1076
- Measurement SW: DASY4, V4.7 Build 80; Postprocessing SW: SEMCAD, V1.8 Build 186

Touch position - Low/Area Scan (51x81x1): Measurement grid: $dx=15\text{mm}$, $dy=15\text{mm}$

Maximum value of SAR (interpolated) = 1.22 mW/g

Touch position - Low/30F4F733m Scan (5x5x7) (5x5x7)/Cube 0:


Measurement grid: $dx=7.5\text{mm}$, $dy=7.5\text{mm}$, $dz=5\text{mm}$

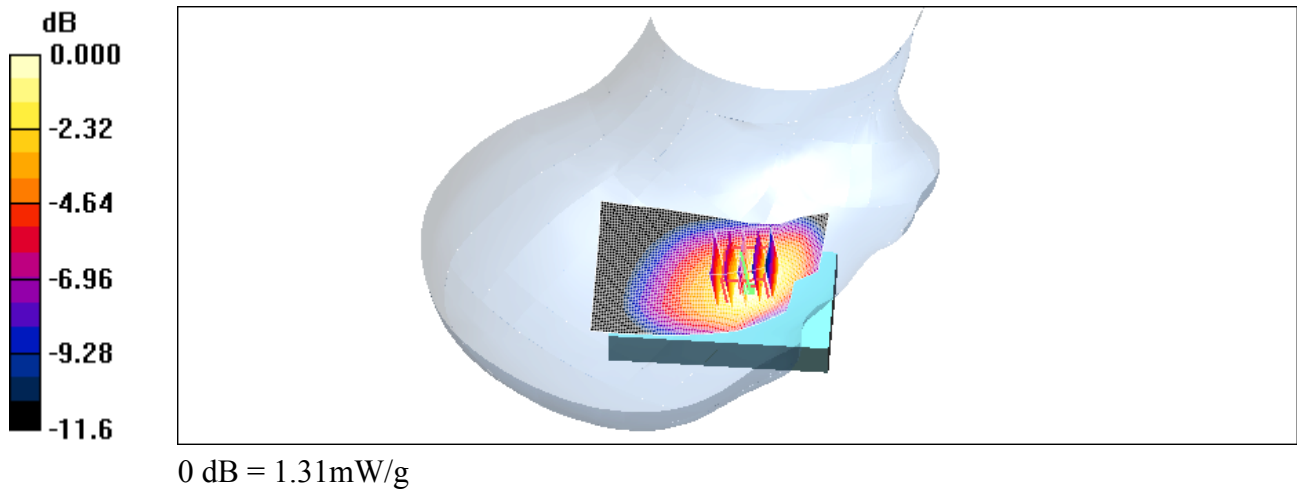
Reference Value = 13.1 V/m; Power Drift = -0.109 dB


Peak SAR (extrapolated) = 1.61 W/kg

SAR(1 g) = 1.19 mW/g; SAR(10 g) = 0.811 mW/g

Maximum value of SAR (measured) = 1.31 mW/g

	Document Appendix B for the BlackBerry® Smartphone Model RCS71CW SAR Report		Page 37(102)
Author Data Andrew Becker	Dates of Test October 19 - November 4, 2009	Test Report No RTS -2340-0911-15	FCC ID: L6ARCS70CW



	Document Appendix B for the BlackBerry® Smartphone Model RCS71CW SAR Report		Page 38(102)
Author Data Andrew Becker	Dates of Test October 19 - November 4, 2009	Test Report No RTS -2340-0911-15	FCC ID: L6ARCS70CW

Date/Time: 22/10/2009 7:21:28 PM

Test Laboratory: RIM TESTING SERVICES

File Name:

[RightHandSide_CDMA800_high_chan_Amb_Tem_22.6_Liq_Tem_21.9_C.da4](#)

DUT: BlackBerry Smartphone; Type: Sample ; Serial: 30F4F733
Program Name: Compliance Testing: P1528 Protocol (Right-Hand Side)

Communication System: CDMA 800; Frequency: 848.52 MHz; Duty Cycle: 1:1
Medium parameters used (interpolated): $f = 848.52 \text{ MHz}$; $\sigma = 0.88 \text{ mho/m}$; $\epsilon_r = 41.1$; $\rho = 1000 \text{ kg/m}^3$

Phantom section: Right Section

DASY4 Configuration:

- Probe: ET3DV6 - SN1642; ConvF(6.42, 6.42, 6.42); Calibrated: 18/01/2008
- Sensor-Surface: 4mm (Mechanical Surface Detection)
- Electronics: DAE3 Sn472; Calibrated: 03/03/2009
- Phantom: SAM 1; Type: SAM 4.0; Serial: 1076
- Measurement SW: DASY4, V4.7 Build 80; Postprocessing SW: SEMCAD, V1.8 Build 186

Touch position - Low/Area Scan (51x81x1): Measurement grid: $dx=15\text{mm}$, $dy=15\text{mm}$

Maximum value of SAR (interpolated) = 1.31 mW/g

Touch position - Low/30F4F733m Scan (5x5x7) (5x5x7)/Cube 0:


Measurement grid: $dx=7.5\text{mm}$, $dy=7.5\text{mm}$, $dz=5\text{mm}$

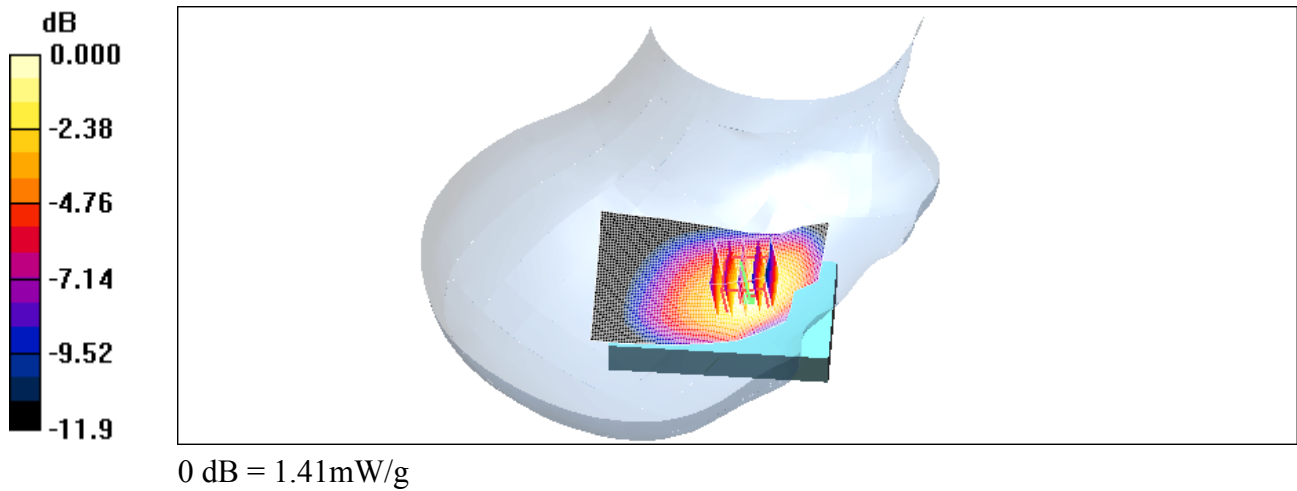
Reference Value = 13.1 V/m; Power Drift = 0.068 dB


Peak SAR (extrapolated) = 1.71 W/kg

SAR(1 g) = 1.28 mW/g; SAR(10 g) = 0.874 mW/g

Maximum value of SAR (measured) = 1.41 mW/g

	Document Appendix B for the BlackBerry® Smartphone Model RCS71CW SAR Report		Page 39(102)
Author Data Andrew Becker	Dates of Test October 19 - November 4, 2009	Test Report No RTS -2340-0911-15	FCC ID: L6ARCS70CW



	Document Appendix B for the BlackBerry® Smartphone Model RCS71CW SAR Report		Page 40(102)
Author Data Andrew Becker	Dates of Test October 19 - November 4, 2009	Test Report No RTS -2340-0911-15	FCC ID: L6ARCS70CW

Date/Time: 22/10/2009 7:39:15 PM

Test Laboratory: RIM TESTING SERVICES

File Name:

[RightHandSide_Tilt_CDMA800_low_chan_Amb_Tem_22.9_Liq_Tem_21.9_C.da4](#)

DUT: BlackBerry Smartphone; Type: Sample ; Serial: 30F4F733

Program Name: Compliance Testing: P1528 Protocol (Right-Hand Side)

Communication System: CDMA 800; Frequency: 824.7 MHz; Duty Cycle: 1:1

Medium parameters used: $f = 825$ MHz; $\sigma = 0.857$ mho/m; $\epsilon_r = 41.4$; $\rho = 1000$ kg/m³

Phantom section: Right Section

DASY4 Configuration:

- Probe: ET3DV6 - SN1642; ConvF(6.42, 6.42, 6.42); Calibrated: 18/01/2008
- Sensor-Surface: 4mm (Mechanical Surface Detection)
- Electronics: DAE3 Sn472; Calibrated: 03/03/2009
- Phantom: SAM 1; Type: SAM 4.0; Serial: 1076
- Measurement SW: DASY4, V4.7 Build 80; Postprocessing SW: SEMCAD, V1.8 Build 186

Tilt position - Low/Area Scan (51x81x1): Measurement grid: dx=15mm, dy=15mm

Maximum value of SAR (interpolated) = 0.563 mW/g


Tilt position - Low/30F4F733m Scan (5x5x7) (5x5x7)/Cube 0: Measurement grid: dx=7.5mm, dy=7.5mm, dz=5mm

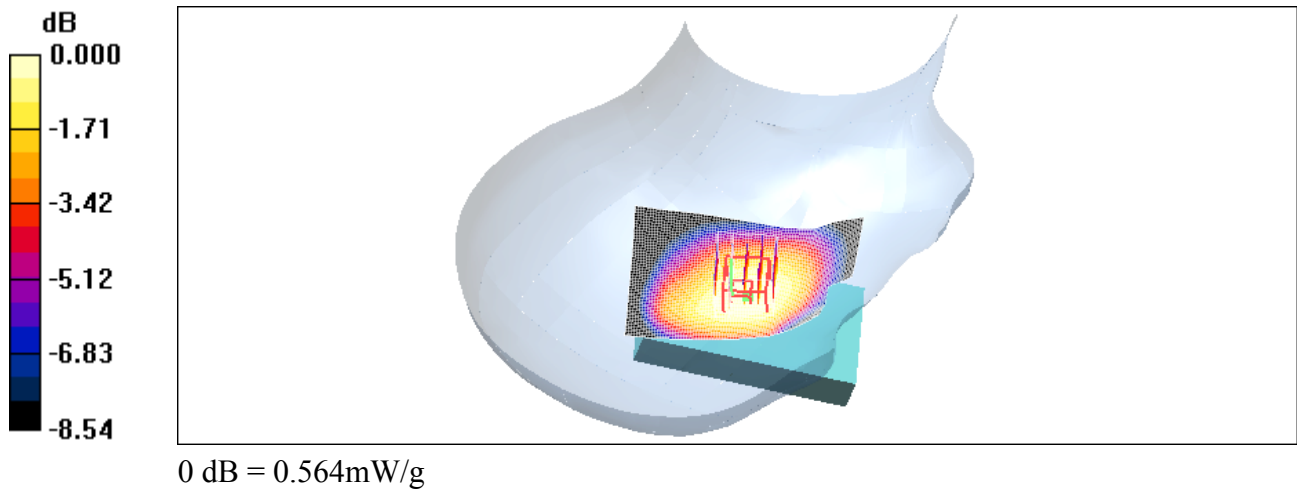
Reference Value = 17.1 V/m; Power Drift = 0.141 dB


Peak SAR (extrapolated) = 0.637 W/kg

SAR(1 g) = 0.542 mW/g; SAR(10 g) = 0.419 mW/g

Maximum value of SAR (measured) = 0.564 mW/g

	Document Appendix B for the BlackBerry® Smartphone Model RCS71CW SAR Report			Page 41(102)
Author Data Andrew Becker	Dates of Test October 19 - November 4, 2009	Test Report No RTS -2340-0911-15	FCC ID: L6ARCS70CW	



	Document Appendix B for the BlackBerry® Smartphone Model RCS71CW SAR Report		Page 42(102)
Author Data Andrew Becker	Dates of Test October 19 - November 4, 2009	Test Report No RTS -2340-0911-15	FCC ID: L6ARCS70CW

Date/Time: 29/10/2009 8:00:37 PM

Test Laboratory: RIM TESTING SERVICES

File Name:

[LeftHandSide_EDGE1900_low_chan_Amb_Tem_23.3_Liq_Tem_22.3_C.da4](#)

DUT: BlackBerry Smartphone; Type: Sample ; Serial: 30F4F733
Program Name: Compliance Testing: P1528 Protocol (Left-Hand Side)


Communication System: EDGE 1900; Frequency: 1850.2 MHz; Duty Cycle: 1:4.2
Medium parameters used (interpolated): $f = 1850.2 \text{ MHz}$; $\sigma = 1.42 \text{ mho/m}$; $\epsilon_r = 38.3$; $\rho = 1000 \text{ kg/m}^3$
Phantom section: Left Section

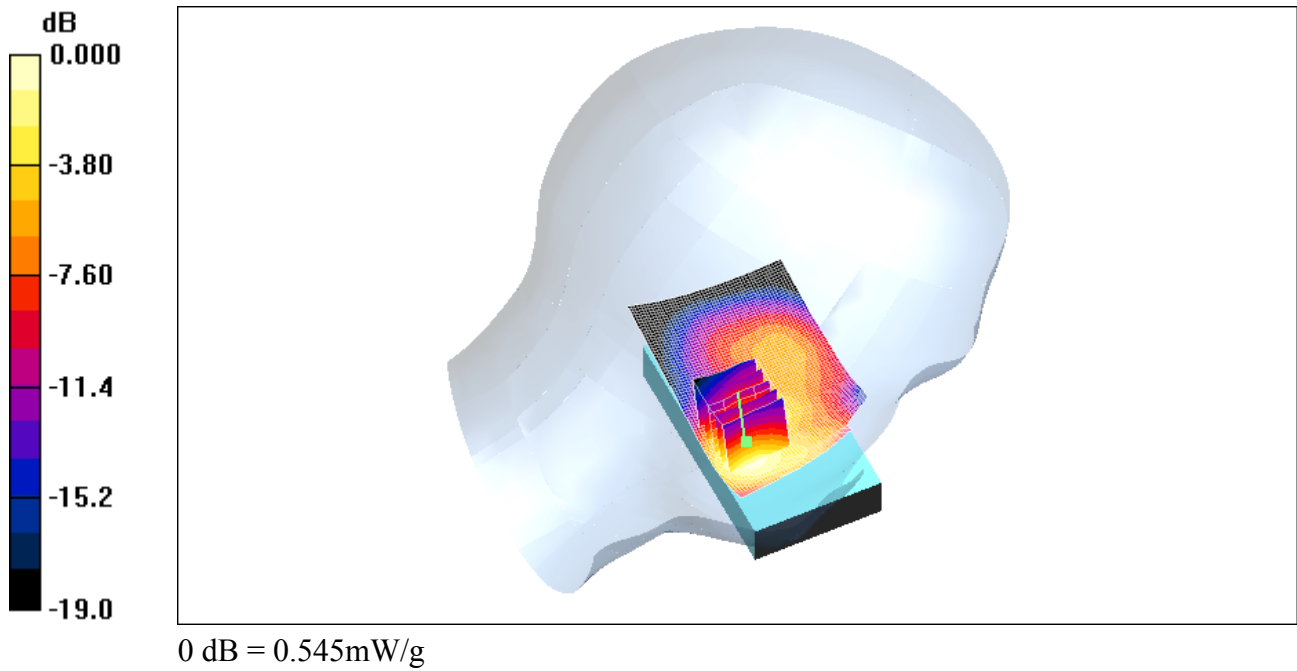
DASY4 Configuration:


- Probe: ET3DV6 - SN1642; ConvF(5.14, 5.14, 5.14); Calibrated: 12/01/2009
- Sensor-Surface: 4mm (Mechanical Surface Detection)
- Electronics: DAE3 Sn472; Calibrated: 03/03/2009
- Phantom: SAM 1; Type: SAM 4.0; Serial: 1076
- Measurement SW: DASY4, V4.7 Build 80; Postprocessing SW: SEMCAD, V1.8 Build 186

Touch position -/Area Scan (51x81x1): Measurement grid: $dx=15\text{mm}$, $dy=15\text{mm}$
Maximum value of SAR (interpolated) = 0.549 mW/g

Touch position -/30F4F733m Scan (5x5x7) (5x5x7)/Cube 0: Measurement grid: $dx=7.5\text{mm}$, $dy=7.5\text{mm}$, $dz=5\text{mm}$
Reference Value = 6.68 V/m; Power Drift = -0.018 dB
Peak SAR (extrapolated) = 0.719 W/kg
SAR(1 g) = 0.501 mW/g; SAR(10 g) = 0.295 mW/g
Maximum value of SAR (measured) = 0.545 mW/g

	Document Appendix B for the BlackBerry® Smartphone Model RCS71CW SAR Report			Page 43(102)
Author Data Andrew Becker	Dates of Test October 19 - November 4, 2009	Test Report No RTS -2340-0911-15	FCC ID: L6ARCS70CW	



	Document Appendix B for the BlackBerry® Smartphone Model RCS71CW SAR Report		Page 44(102)
Author Data Andrew Becker	Dates of Test October 19 - November 4, 2009	Test Report No RTS -2340-0911-15	FCC ID: L6ARCS70CW

Date/Time: 29/10/2009 8:22:20 PM

Test Laboratory: RIM TESTING SERVICES

File Name:

[LeftHandSide_EDGE1900_mid_chan_Amb_Tem_22.9_Liq_Tem_22.2_C.da4](#)

DUT: BlackBerry Smartphone; Type: Sample ; Serial: 30F4F733
Program Name: Compliance Testing: P1528 Protocol (Left-Hand Side)


Communication System: EDGE 1900; Frequency: 1880 MHz; Duty Cycle: 1:4.2
Medium parameters used: $f = 1880 \text{ MHz}$; $\sigma = 1.45 \text{ mho/m}$; $\epsilon_r = 38.1$; $\rho = 1000 \text{ kg/m}^3$
Phantom section: Left Section

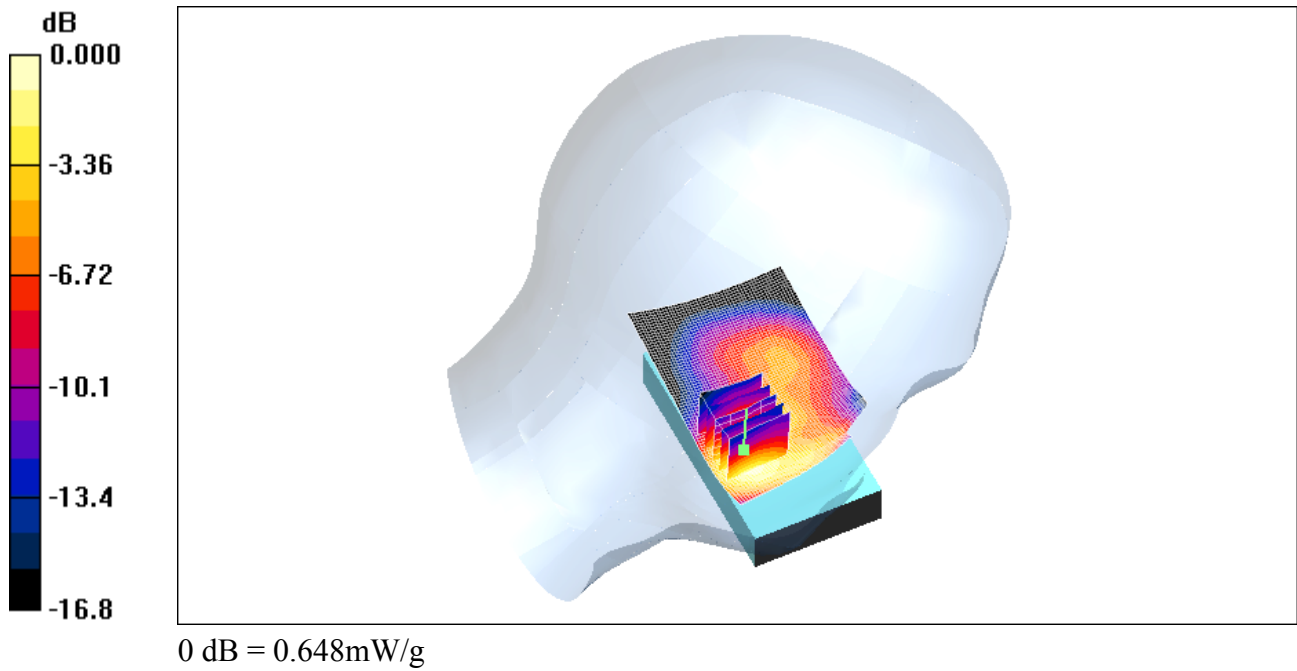
DASY4 Configuration:


- Probe: ET3DV6 - SN1642; ConvF(5.14, 5.14, 5.14); Calibrated: 12/01/2009
- Sensor-Surface: 4mm (Mechanical Surface Detection)
- Electronics: DAE3 Sn472; Calibrated: 03/03/2009
- Phantom: SAM 1; Type: SAM 4.0; Serial: 1076
- Measurement SW: DASY4, V4.7 Build 80; Postprocessing SW: SEMCAD, V1.8 Build 186

Touch position -/Area Scan (51x81x1): Measurement grid: $dx=15\text{mm}$, $dy=15\text{mm}$
Maximum value of SAR (interpolated) = 0.646 mW/g

Touch position -/30F4F733m Scan (5x5x7) (5x5x7)/Cube 0: Measurement grid: $dx=7.5\text{mm}$, $dy=7.5\text{mm}$, $dz=5\text{mm}$
Reference Value = 7.53 V/m; Power Drift = -0.060 dB
Peak SAR (extrapolated) = 0.855 W/kg
SAR(1 g) = 0.594 mW/g; SAR(10 g) = 0.341 mW/g
Maximum value of SAR (measured) = 0.648 mW/g

	Document Appendix B for the BlackBerry® Smartphone Model RCS71CW SAR Report			Page 45(102)
Author Data Andrew Becker	Dates of Test October 19 - November 4, 2009	Test Report No RTS -2340-0911-15	FCC ID: L6ARCS70CW	



	Document Appendix B for the BlackBerry® Smartphone Model RCS71CW SAR Report		Page 46(102)
Author Data Andrew Becker	Dates of Test October 19 - November 4, 2009	Test Report No RTS -2340-0911-15	FCC ID: L6ARCS70CW

Date/Time: 29/10/2009 8:40:01 PM

Test Laboratory: RIM TESTING SERVICES

File Name:

[LeftHandSide_EDGE1900_high_chan_Amb_Tem_22.9_Liq_Tem_22.1_C.da4](#)

DUT: BlackBerry Smartphone; Type: Sample ; Serial: 30F4F733

Program Name: Compliance Testing: P1528 Protocol (Left-Hand Side)

Communication System: EDGE 1900; Frequency: 1909.8 MHz; Duty Cycle: 1:4.2

Medium parameters used: $f = 1910$ MHz; $\sigma = 1.48$ mho/m; $\epsilon_r = 38$; $\rho = 1000$ kg/m³

Phantom section: Left Section

DASY4 Configuration:

- Probe: ET3DV6 - SN1642; ConvF(5.14, 5.14, 5.14); Calibrated: 12/01/2009
- Sensor-Surface: 4mm (Mechanical Surface Detection)
- Electronics: DAE3 Sn472; Calibrated: 03/03/2009
- Phantom: SAM 1; Type: SAM 4.0; Serial: 1076
- Measurement SW: DASY4, V4.7 Build 80; Postprocessing SW: SEMCAD, V1.8 Build 186

Touch position -/Area Scan (51x81x1): Measurement grid: dx=15mm, dy=15mm

Maximum value of SAR (interpolated) = 0.722 mW/g

Touch position -/30F4F733m Scan (5x5x7) (5x5x7)/Cube 0: Measurement


grid: dx=7.5mm, dy=7.5mm, dz=5mm

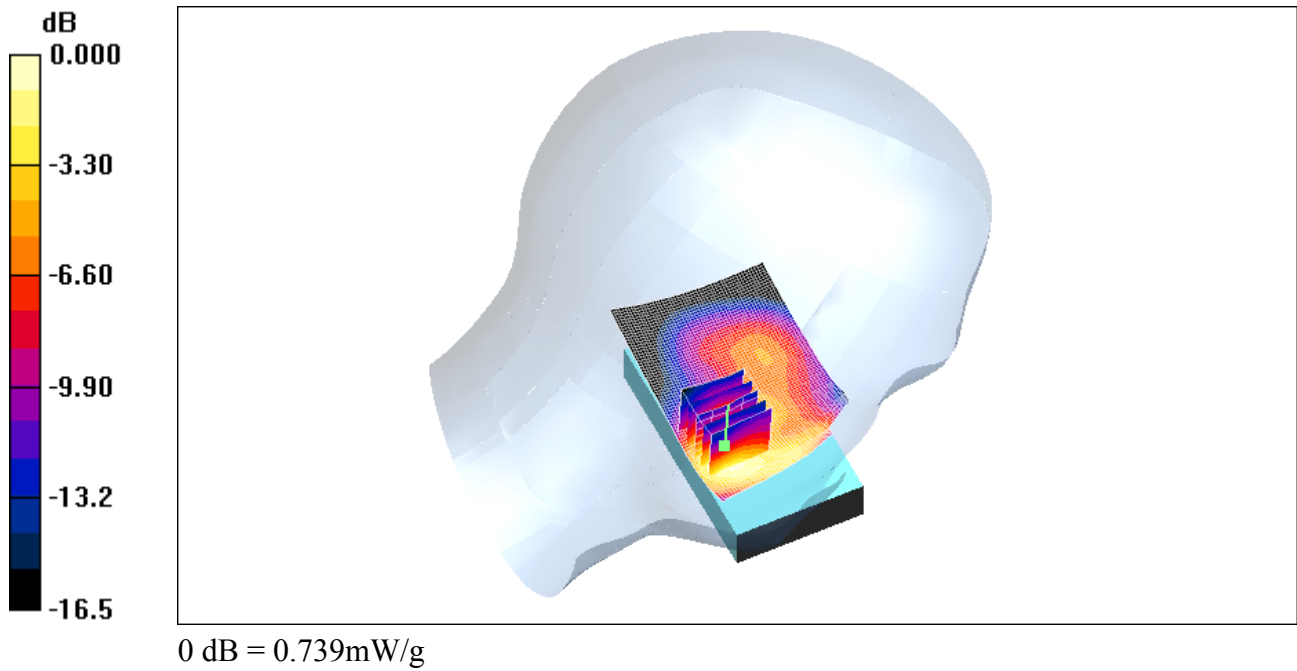
Reference Value = 8.16 V/m; Power Drift = -0.112 dB


Peak SAR (extrapolated) = 0.972 W/kg

SAR(1 g) = 0.670 mW/g; SAR(10 g) = 0.380 mW/g

Maximum value of SAR (measured) = 0.739 mW/g

	Document Appendix B for the BlackBerry® Smartphone Model RCS71CW SAR Report			Page 47(102)
Author Data Andrew Becker	Dates of Test October 19 - November 4, 2009	Test Report No RTS -2340-0911-15	FCC ID: L6ARCS70CW	



	Document Appendix B for the BlackBerry® Smartphone Model RCS71CW SAR Report		Page 48(102)
Author Data Andrew Becker	Dates of Test October 19 - November 4, 2009	Test Report No RTS -2340-0911-15	FCC ID: L6ARCS70CW

Date/Time: 29/10/2009 11:04:29 PM

Test Laboratory: RIM TESTING SERVICES

File Name:

[LeftHandSide GSM1900 high chan Amb Tem 22.9 Liq Tem 22.1 C.da4](#)

DUT: BlackBerry Smartphone; Type: Sample ; Serial: 30F4F733
Program Name: Compliance Testing: P1528 Protocol (Left-Hand Side)


Communication System: GSM 1900; Frequency: 1909.8 MHz; Duty Cycle: 1:8.3
Medium parameters used: $f = 1910$ MHz; $\sigma = 1.48$ mho/m; $\epsilon_r = 38$; $\rho = 1000$ kg/m³
Phantom section: Left Section

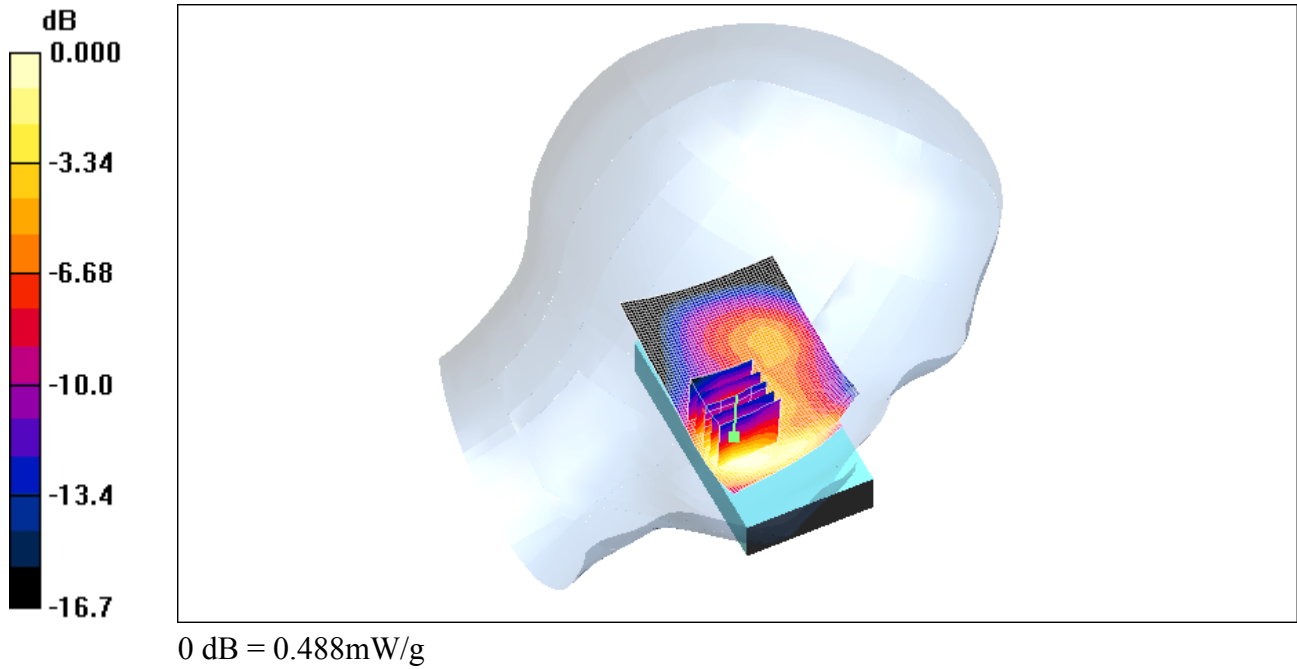
DASY4 Configuration:


- Probe: ET3DV6 - SN1642; ConvF(5.14, 5.14, 5.14); Calibrated: 12/01/2009
- Sensor-Surface: 4mm (Mechanical Surface Detection)
- Electronics: DAE3 Sn472; Calibrated: 03/03/2009
- Phantom: SAM 1; Type: SAM 4.0; Serial: 1076
- Measurement SW: DASY4, V4.7 Build 80; Postprocessing SW: SEMCAD, V1.8 Build 186

Touch position -/Area Scan (51x81x1): Measurement grid: dx=15mm, dy=15mm
Maximum value of SAR (interpolated) = 0.480 mW/g

Touch position -/30F4F733m Scan (5x5x7) (5x5x7)/Cube 0: Measurement grid: dx=7.5mm, dy=7.5mm, dz=5mm
Reference Value = 7.63 V/m; Power Drift = -0.191 dB
Peak SAR (extrapolated) = 0.697 W/kg
SAR(1 g) = 0.445 mW/g; SAR(10 g) = 0.257 mW/g
Maximum value of SAR (measured) = 0.488 mW/g

	Document Appendix B for the BlackBerry® Smartphone Model RCS71CW SAR Report		Page 49(102)
Author Data Andrew Becker	Dates of Test October 19 - November 4, 2009	Test Report No RTS -2340-0911-15	FCC ID: L6ARCS70CW



	Document Appendix B for the BlackBerry® Smartphone Model RCS71CW SAR Report		Page 50(102)
Author Data Andrew Becker	Dates of Test October 19 - November 4, 2009	Test Report No RTS -2340-0911-15	FCC ID: L6ARCS70CW

Date/Time: 29/10/2009 8:59:26 PM

Test Laboratory: RIM TESTING SERVICES

File Name:

[LeftHandSide_Tilt_EDGE1900_high_chan_Amb_Tem_22.8_Liq_Tem_22.0_C.da4](#)

DUT: BlackBerry Smartphone; Type: Sample ; Serial: 30F4F733

Program Name: Compliance Testing: P1528 Protocol (Left-Hand Side)


Communication System: EDGE 1900; Frequency: 1909.8 MHz; Duty Cycle: 1:4.2
Medium parameters used: $f = 1910$ MHz; $\sigma = 1.48$ mho/m; $\epsilon_r = 38$; $\rho = 1000$ kg/m³
Phantom section: Left Section

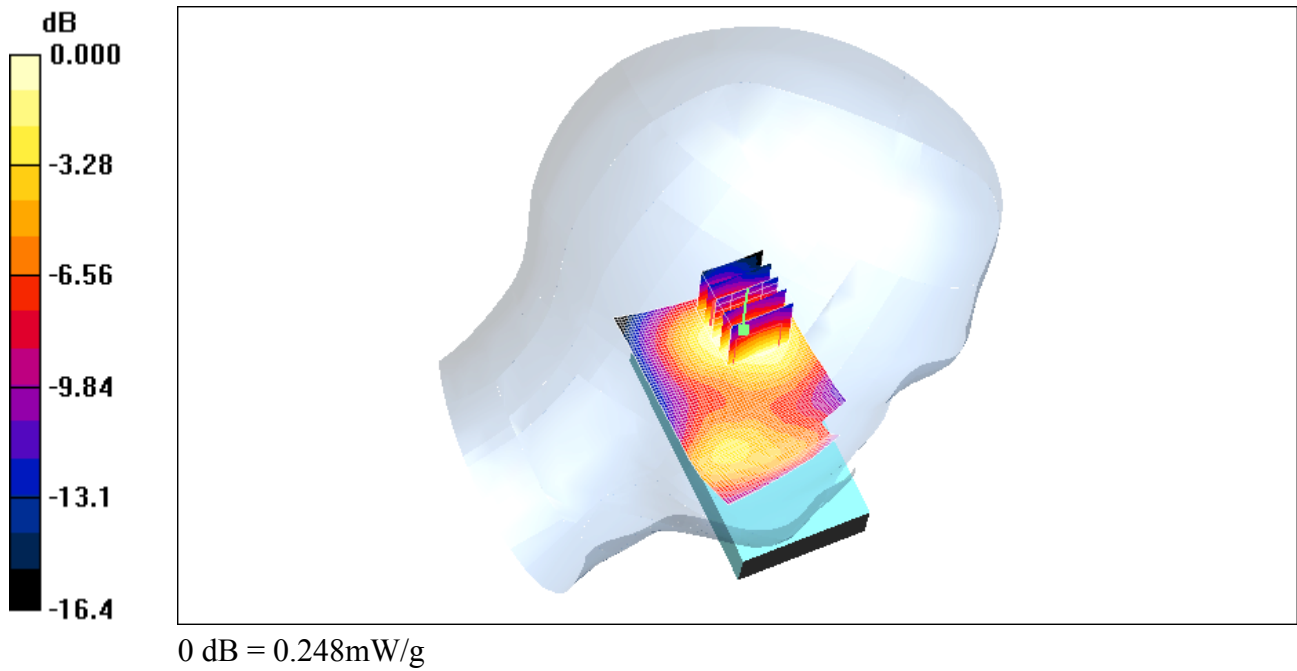
DASY4 Configuration:


- Probe: ET3DV6 - SN1642; ConvF(5.14, 5.14, 5.14); Calibrated: 12/01/2009
- Sensor-Surface: 4mm (Mechanical Surface Detection)
- Electronics: DAE3 Sn472; Calibrated: 03/03/2009
- Phantom: SAM 1; Type: SAM 4.0; Serial: 1076
- Measurement SW: DASY4, V4.7 Build 80; Postprocessing SW: SEMCAD, V1.8 Build 186

Touch position -/Area Scan (51x81x1): Measurement grid: dx=15mm, dy=15mm
Maximum value of SAR (interpolated) = 0.275 mW/g

Touch position -/30F4F733m Scan (5x5x7) (5x5x7)/Cube 0: Measurement grid: dx=7.5mm, dy=7.5mm, dz=5mm
Reference Value = 11.6 V/m; Power Drift = 0.101 dB
Peak SAR (extrapolated) = 0.322 W/kg
SAR(1 g) = 0.229 mW/g; SAR(10 g) = 0.142 mW/g
Maximum value of SAR (measured) = 0.248 mW/g

	Document Appendix B for the BlackBerry® Smartphone Model RCS71CW SAR Report			Page 51(102)
Author Data Andrew Becker	Dates of Test October 19 - November 4, 2009	Test Report No RTS -2340-0911-15	FCC ID: L6ARCS70CW	



	Document Appendix B for the BlackBerry® Smartphone Model RCS71CW SAR Report		Page 52(102)
Author Data Andrew Becker	Dates of Test October 19 - November 4, 2009	Test Report No RTS -2340-0911-15	FCC ID: L6ARCS70CW

Date/Time: 29/10/2009 11:32:54 PM

Test Laboratory: RIM TESTING SERVICES

File Name:

[LeftHandSide_EDGE1900_3Slots_high_chan_Amb_Tem_23.0_Liq_Tem_22.1_C.da4](#)

DUT: BlackBerry Smartphone; Type: Sample ; Serial: 30F4F733
Program Name: Compliance Testing: P1528 Protocol (Left-Hand Side)

Communication System: EDGE 1900(3 slots); Frequency: 1909.8 MHz; Duty Cycle: 1:2.8


Medium parameters used: $f = 1910$ MHz; $\sigma = 1.48$ mho/m; $\epsilon_r = 38$; $\rho = 1000$ kg/m³
Phantom section: Left Section

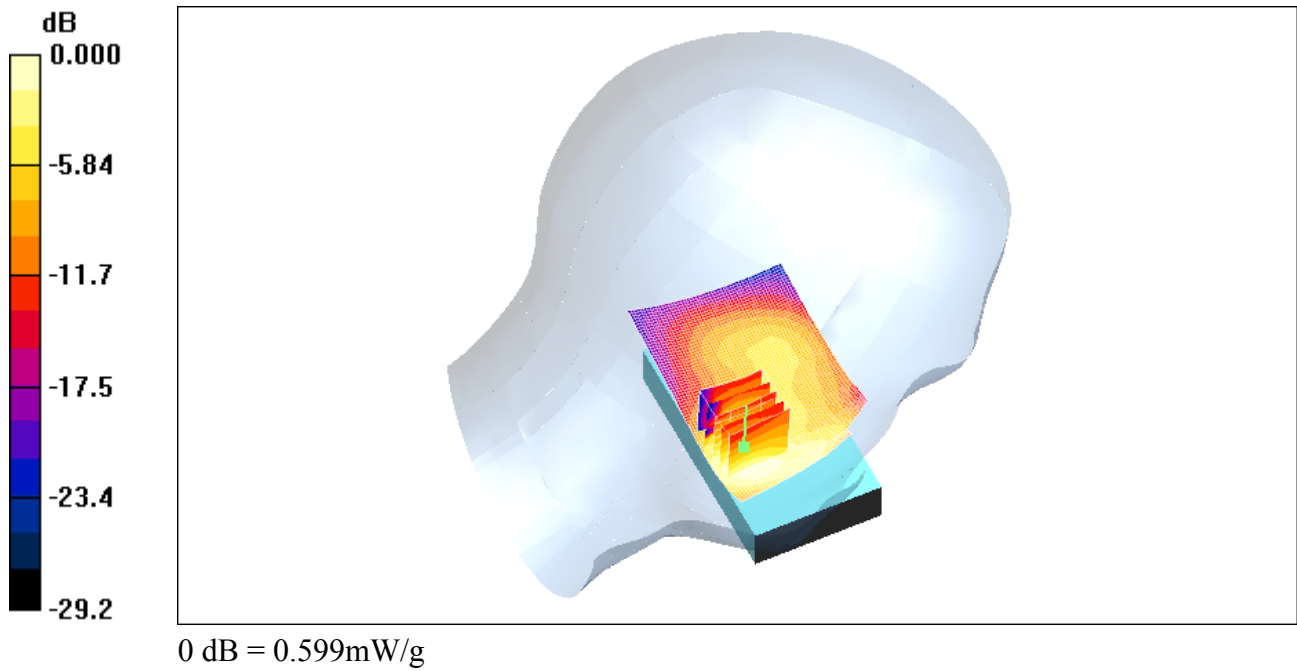
DASY4 Configuration:


- Probe: ET3DV6 - SN1642; ConvF(5.14, 5.14, 5.14); Calibrated: 12/01/2009
- Sensor-Surface: 4mm (Mechanical Surface Detection)
- Electronics: DAE3 Sn472; Calibrated: 03/03/2009
- Phantom: SAM 1; Type: SAM 4.0; Serial: 1076
- Measurement SW: DASY4, V4.7 Build 80; Postprocessing SW: SEMCAD, V1.8 Build 186

Touch position -/Area Scan (51x81x1): Measurement grid: dx=15mm, dy=15mm
Maximum value of SAR (interpolated) = 0.603 mW/g

Touch position -/30F4F733m Scan (5x5x7) (5x5x7)/Cube 0: Measurement grid: dx=7.5mm, dy=7.5mm, dz=5mm
Reference Value = 8.12 V/m; Power Drift = -0.231 dB
Peak SAR (extrapolated) = 0.804 W/kg
SAR(1 g) = 0.538 mW/g; SAR(10 g) = 0.316 mW/g
Maximum value of SAR (measured) = 0.599 mW/g

	Document Appendix B for the BlackBerry® Smartphone Model RCS71CW SAR Report			Page 53(102)
Author Data Andrew Becker	Dates of Test October 19 - November 4, 2009	Test Report No RTS -2340-0911-15	FCC ID: L6ARCS70CW	



	Document Appendix B for the BlackBerry® Smartphone Model RCS71CW SAR Report		Page 54(102)
Author Data Andrew Becker	Dates of Test October 19 - November 4, 2009	Test Report No RTS -2340-0911-15	FCC ID: L6ARCS70CW

Date/Time: 30/10/2009 12:43:03 AM

Test Laboratory: RIM TESTING SERVICES

File Name:

[LeftHandSide_EDGE1900_4Slots_high_chan_Amb_Tem_23.0_Liq_Tem_22.1_C.da4](#)

DUT: BlackBerry Smartphone; Type: Sample ; Serial: 30F4F733
Program Name: Compliance Testing: P1528 Protocol (Left-Hand Side)

Communication System: EDGE 1900(4 slots); Frequency: 1909.8 MHz; Duty Cycle: 1:2.1

Medium parameters used: $f = 1910$ MHz; $\sigma = 1.48$ mho/m; $\epsilon_r = 38$; $\rho = 1000$ kg/m³

Phantom section: Left Section


DASY4 Configuration:

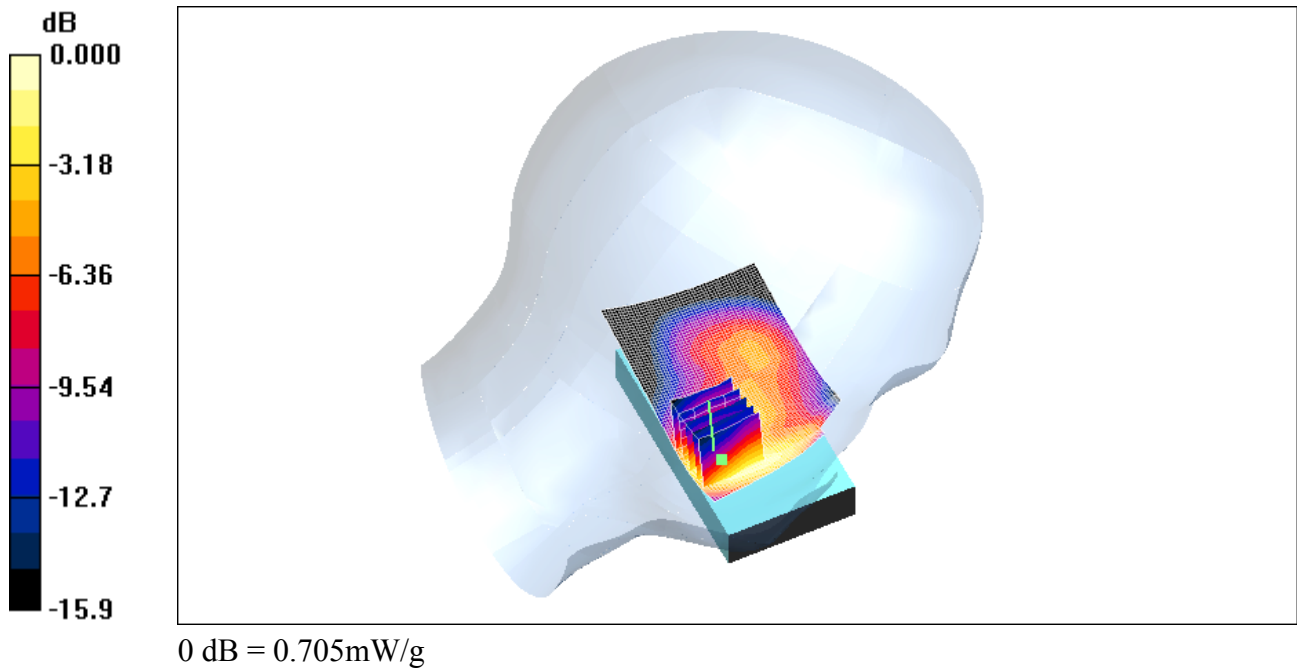
- Probe: ET3DV6 - SN1642; ConvF(5.14, 5.14, 5.14); Calibrated: 12/01/2009
- Sensor-Surface: 4mm (Mechanical Surface Detection)
- Electronics: DAE3 Sn472; Calibrated: 03/03/2009
- Phantom: SAM 1; Type: SAM 4.0; Serial: 1076
- Measurement SW: DASY4, V4.7 Build 80; Postprocessing SW: SEMCAD, V1.8 Build 186


Touch position -/Area Scan (51x81x1): Measurement grid: dx=15mm, dy=15mm
Maximum value of SAR (interpolated) = 0.728 mW/g

Touch position -/30F4F733m Scan (5x5x7) (5x5x7)/Cube 0: Measurement grid: dx=7.5mm, dy=7.5mm, dz=5mm
Reference Value = 8.46 V/m; Power Drift = -0.150 dB
Peak SAR (extrapolated) = 1.02 W/kg
SAR(1 g) = 0.655 mW/g; SAR(10 g) = 0.377 mW/g

Maximum value of SAR (measured) = 0.705 mW/g

	Document Appendix B for the BlackBerry® Smartphone Model RCS71CW SAR Report			Page 55(102)
Author Data Andrew Becker	Dates of Test October 19 - November 4, 2009	Test Report No RTS -2340-0911-15	FCC ID: L6ARCS70CW	



	Document Appendix B for the BlackBerry® Smartphone Model RCS71CW SAR Report		Page 56(102)
Author Data Andrew Becker	Dates of Test October 19 - November 4, 2009	Test Report No RTS -2340-0911-15	FCC ID: L6ARCS70CW

Date/Time: 29/10/2009 9:25:53 PM

Test Laboratory: RIM TESTING SERVICES

File Name:

[RightHandSide_EDGE1900_low_chan_Amb_Tem_22.9_Liq_Tem_22.0_C.da4](#)

DUT: BlackBerry Smartphone; Type: Sample ; Serial: 30F4F733
Program Name: Compliance Testing: P1528 Protocol (Right-Hand Side)

Communication System: EDGE 1900; Frequency: 1850.2 MHz; Duty Cycle: 1:4.2
Medium parameters used (interpolated): $f = 1850.2 \text{ MHz}$; $\sigma = 1.42 \text{ mho/m}$; $\epsilon_r = 38.3$; $\rho = 1000 \text{ kg/m}^3$

Phantom section: Right Section

DASY4 Configuration:

- Probe: ET3DV6 - SN1642; ConvF(5.15, 5.15, 5.15); Calibrated: 18/01/2008
- Sensor-Surface: 4mm (Mechanical Surface Detection)
- Electronics: DAE3 Sn472; Calibrated: 03/03/2009
- Phantom: SAM 1; Type: SAM 4.0; Serial: 1076
- Measurement SW: DASY4, V4.7 Build 80; Postprocessing SW: SEMCAD, V1.8 Build 186

Touch position - Low/Area Scan (51x81x1): Measurement grid: $dx=15\text{mm}$, $dy=15\text{mm}$

Maximum value of SAR (interpolated) = 0.452 mW/g

Touch position - Low/30F4F733m Scan (5x5x7) (5x5x7)/Cube 0:


Measurement grid: $dx=7.5\text{mm}$, $dy=7.5\text{mm}$, $dz=5\text{mm}$

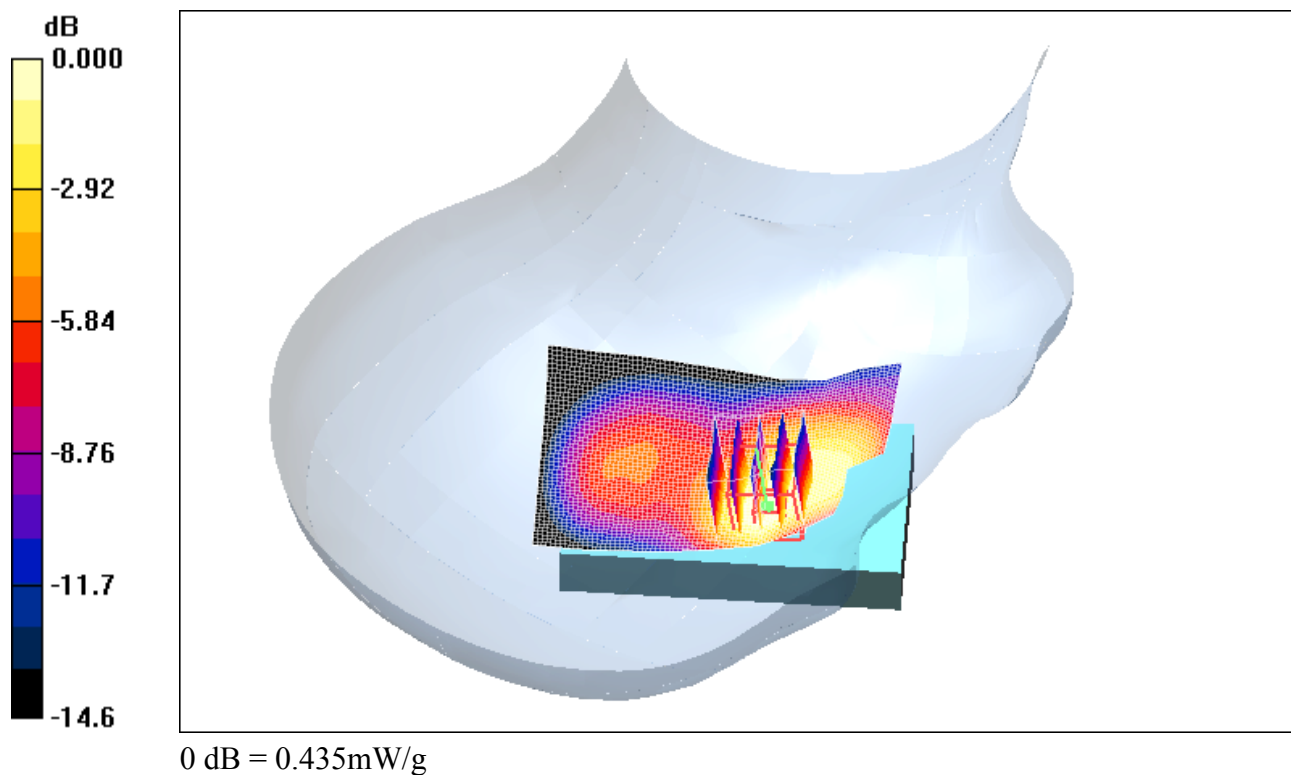
Reference Value = 9.54 V/m; Power Drift = -0.083 dB


Peak SAR (extrapolated) = 0.558 W/kg

SAR(1 g) = 0.406 mW/g; SAR(10 g) = 0.249 mW/g

Maximum value of SAR (measured) = 0.435 mW/g

	Document Appendix B for the BlackBerry® Smartphone Model RCS71CW SAR Report			Page 57(102)
Author Data Andrew Becker	Dates of Test October 19 - November 4, 2009	Test Report No RTS -2340-0911-15	FCC ID: L6ARCS70CW	



	Document Appendix B for the BlackBerry® Smartphone Model RCS71CW SAR Report		Page 58(102)
Author Data Andrew Becker	Dates of Test October 19 - November 4, 2009	Test Report No RTS -2340-0911-15	FCC ID: L6ARCS70CW

Date/Time: 29/10/2009 9:41:09 PM

Test Laboratory: RIM TESTING SERVICES

File Name:

[RightHandSide_EDGE1900_mid_chan_Amb_Tem_22.8_Liq_Tem_22.0_C.da4](#)

DUT: BlackBerry Smartphone; Type: Sample ; Serial: 30F4F733

Program Name: Compliance Testing: P1528 Protocol (Right-Hand Side)

Communication System: EDGE 1900; Frequency: 1880 MHz; Duty Cycle: 1:4.2

Medium parameters used: $f = 1880$ MHz; $\sigma = 1.45$ mho/m; $\epsilon_r = 38.1$; $\rho = 1000$ kg/m³

Phantom section: Right Section

DASY4 Configuration:

- Probe: ET3DV6 - SN1642; ConvF(5.15, 5.15, 5.15); Calibrated: 18/01/2008
- Sensor-Surface: 4mm (Mechanical Surface Detection)
- Electronics: DAE3 Sn472; Calibrated: 03/03/2009
- Phantom: SAM 1; Type: SAM 4.0; Serial: 1076
- Measurement SW: DASY4, V4.7 Build 80; Postprocessing SW: SEMCAD, V1.8 Build 186

Touch position - Low/Area Scan (51x81x1): Measurement grid: dx=15mm, dy=15mm

Maximum value of SAR (interpolated) = 0.539 mW/g

Touch position - Low/30F4F733m Scan (5x5x7) (5x5x7)/Cube 0:


Measurement grid: dx=7.5mm, dy=7.5mm, dz=5mm

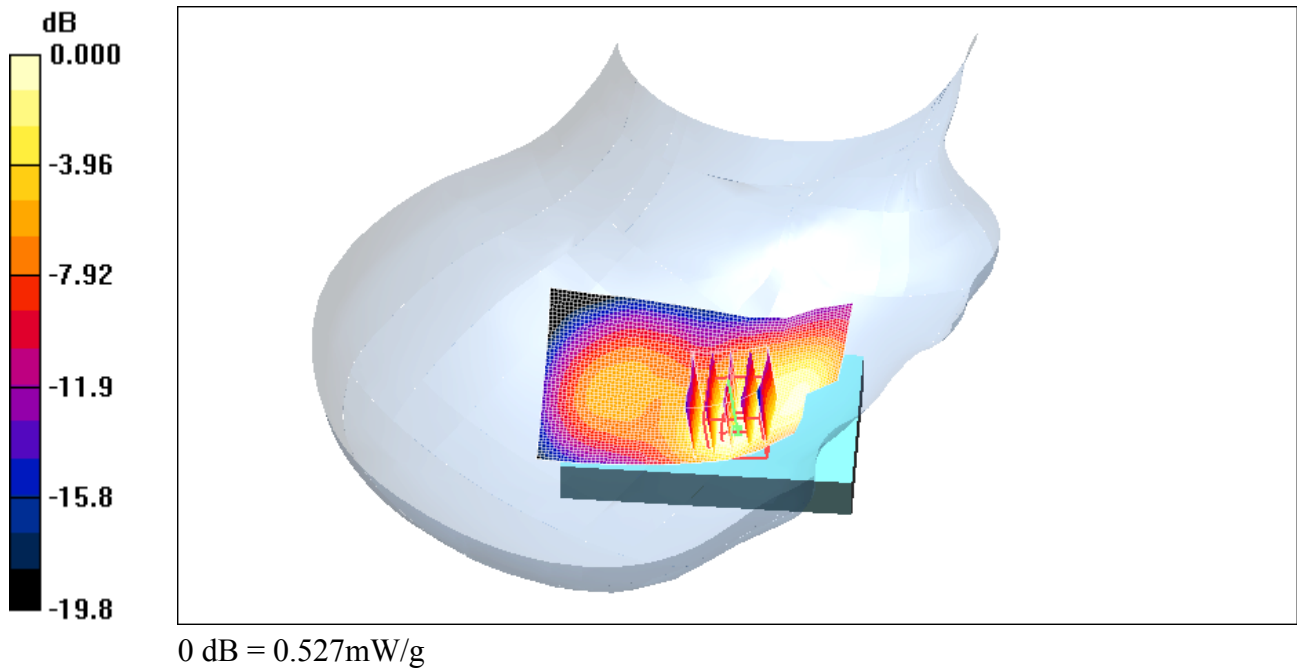
Reference Value = 10.3 V/m; Power Drift = -0.006 dB


Peak SAR (extrapolated) = 0.669 W/kg

SAR(1 g) = 0.480 mW/g; SAR(10 g) = 0.295 mW/g

Maximum value of SAR (measured) = 0.527 mW/g

	Document Appendix B for the BlackBerry® Smartphone Model RCS71CW SAR Report			Page 59(102)
Author Data Andrew Becker	Dates of Test October 19 - November 4, 2009	Test Report No RTS -2340-0911-15	FCC ID: L6ARCS70CW	



	Document Appendix B for the BlackBerry® Smartphone Model RCS71CW SAR Report		Page 60(102)
Author Data Andrew Becker	Dates of Test October 19 - November 4, 2009	Test Report No RTS -2340-0911-15	FCC ID: L6ARCS70CW

Date/Time: 29/10/2009 10:01:47 PM

Test Laboratory: RIM TESTING SERVICES

File Name:

[RightHandSide_EDGE1900_high_chan_Amb_Tem_22.8_Liq_Tem_22.0_C.da4](#)

DUT: BlackBerry Smartphone; Type: Sample ; Serial: 30F4F733

Program Name: Compliance Testing: P1528 Protocol (Right-Hand Side)

Communication System: EDGE 1900; Frequency: 1909.8 MHz; Duty Cycle: 1:4.2
Medium parameters used: $f = 1910$ MHz; $\sigma = 1.48$ mho/m; $\epsilon_r = 38$; $\rho = 1000$ kg/m³
Phantom section: Right Section

DASY4 Configuration:

- Probe: ET3DV6 - SN1642; ConvF(5.15, 5.15, 5.15); Calibrated: 18/01/2008
- Sensor-Surface: 4mm (Mechanical Surface Detection)
- Electronics: DAE3 Sn472; Calibrated: 03/03/2009
- Phantom: SAM 1; Type: SAM 4.0; Serial: 1076
- Measurement SW: DASY4, V4.7 Build 80; Postprocessing SW: SEMCAD, V1.8 Build 186

Touch position - Low/Area Scan (51x81x1): Measurement grid: dx=15mm, dy=15mm

Maximum value of SAR (interpolated) = 0.590 mW/g

Touch position - Low/30F4F733m Scan (5x5x7) (5x5x7)/Cube 0:


Measurement grid: dx=7.5mm, dy=7.5mm, dz=5mm

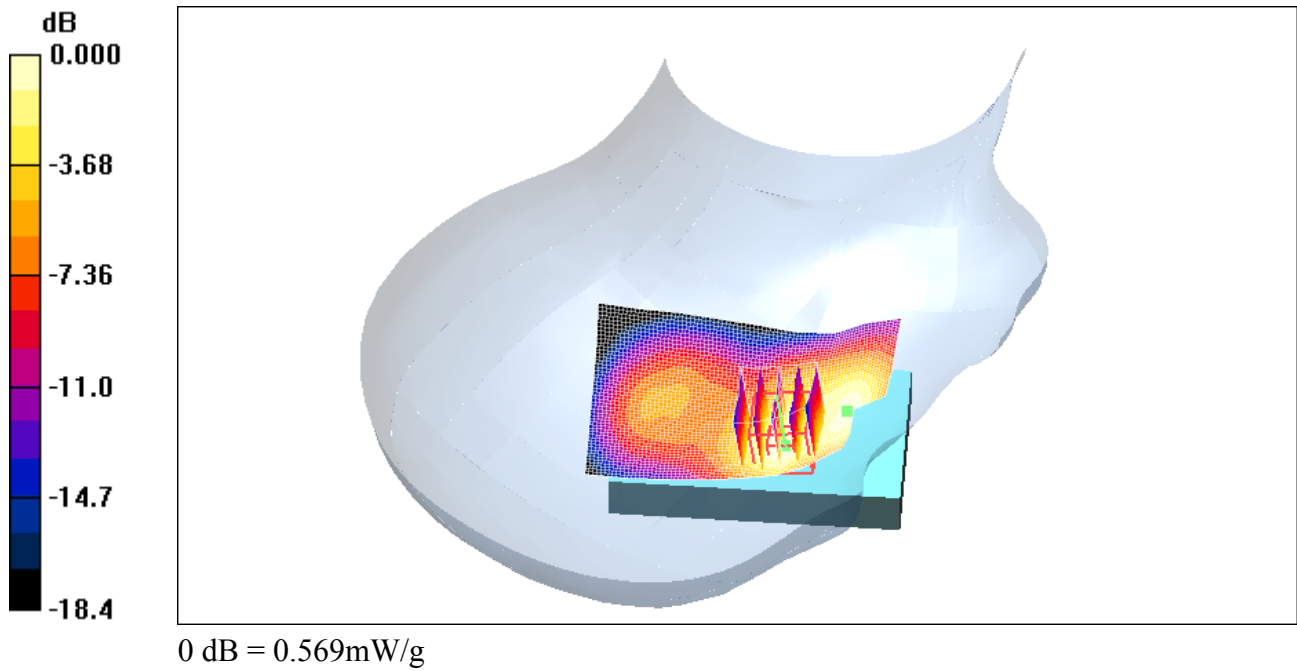
Reference Value = 10.5 V/m; Power Drift = -0.125 dB


Peak SAR (extrapolated) = 0.735 W/kg

SAR(1 g) = 0.522 mW/g; SAR(10 g) = 0.316 mW/g

Maximum value of SAR (measured) = 0.569 mW/g

	Document Appendix B for the BlackBerry® Smartphone Model RCS71CW SAR Report			Page 61(102)
Author Data Andrew Becker	Dates of Test October 19 - November 4, 2009	Test Report No RTS -2340-0911-15	FCC ID: L6ARCS70CW	



	Document Appendix B for the BlackBerry® Smartphone Model RCS71CW SAR Report		Page 62(102)
Author Data Andrew Becker	Dates of Test October 19 - November 4, 2009	Test Report No RTS -2340-0911-15	FCC ID: L6ARCS70CW

Date/Time: 29/10/2009 10:41:24 PM

Test Laboratory: RIM TESTING SERVICES

File Name:

[RightHandSide_GSM1900_high_chan_Amb_Tem_22.8_Liq_Tem_22.1_C.da4](#)

DUT: BlackBerry Smartphone; Type: Sample ; Serial: 30F4F733
Program Name: Compliance Testing: P1528 Protocol (Right-Hand Side)

Communication System: GSM 1900; Frequency: 1909.8 MHz; Duty Cycle: 1:8.3
Medium parameters used: $f = 1910$ MHz; $\sigma = 1.48$ mho/m; $\epsilon_r = 38$; $\rho = 1000$ kg/m³
Phantom section: Right Section

DASY4 Configuration:

- Probe: ET3DV6 - SN1642; ConvF(5.15, 5.15, 5.15); Calibrated: 18/01/2008
- Sensor-Surface: 4mm (Mechanical Surface Detection)
- Electronics: DAE3 Sn472; Calibrated: 03/03/2009
- Phantom: SAM 1; Type: SAM 4.0; Serial: 1076
- Measurement SW: DASY4, V4.7 Build 80; Postprocessing SW: SEMCAD, V1.8 Build 186

Touch position - Low/Area Scan (51x81x1): Measurement grid: dx=15mm, dy=15mm

Maximum value of SAR (interpolated) = 0.388 mW/g

Touch position - Low/30F4F733m Scan (5x5x7) (5x5x7)/Cube 0:


Measurement grid: dx=7.5mm, dy=7.5mm, dz=5mm

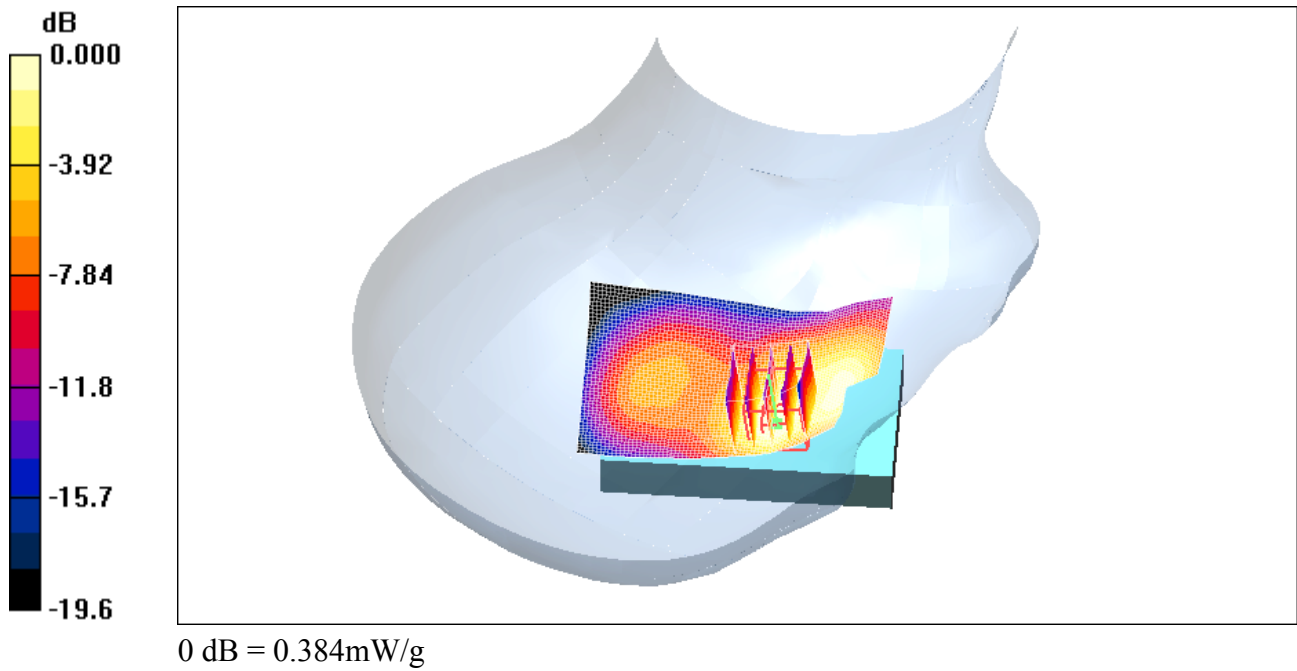
Reference Value = 8.58 V/m; Power Drift = 0.001 dB


Peak SAR (extrapolated) = 0.491 W/kg

SAR(1 g) = 0.348 mW/g; SAR(10 g) = 0.210 mW/g

Maximum value of SAR (measured) = 0.384 mW/g

	Document Appendix B for the BlackBerry® Smartphone Model RCS71CW SAR Report			Page 63(102)
Author Data Andrew Becker	Dates of Test October 19 - November 4, 2009	Test Report No RTS -2340-0911-15	FCC ID: L6ARCS70CW	



	Document Appendix B for the BlackBerry® Smartphone Model RCS71CW SAR Report		Page 64(102)
Author Data Andrew Becker	Dates of Test October 19 - November 4, 2009	Test Report No RTS -2340-0911-15	FCC ID: L6ARCS70CW

Date/Time: 29/10/2009 10:22:44 PM

Test Laboratory: RIM TESTING SERVICES

File Name:

[RightHandSide_Tilt_EDGE1900_high_chan_Amb_Tem_23.0_Liq_Tem_22.1_C.da4](#)

DUT: BlackBerry Smartphone; Type: Sample ; Serial: 30F4F733

Program Name: Compliance Testing: P1528 Protocol (Right-Hand Side)


Communication System: EDGE 1900; Frequency: 1909.8 MHz; Duty Cycle: 1:4.2
Medium parameters used: $f = 1910$ MHz; $\sigma = 1.48$ mho/m; $\epsilon_r = 38$; $\rho = 1000$ kg/m³
Phantom section: Right Section

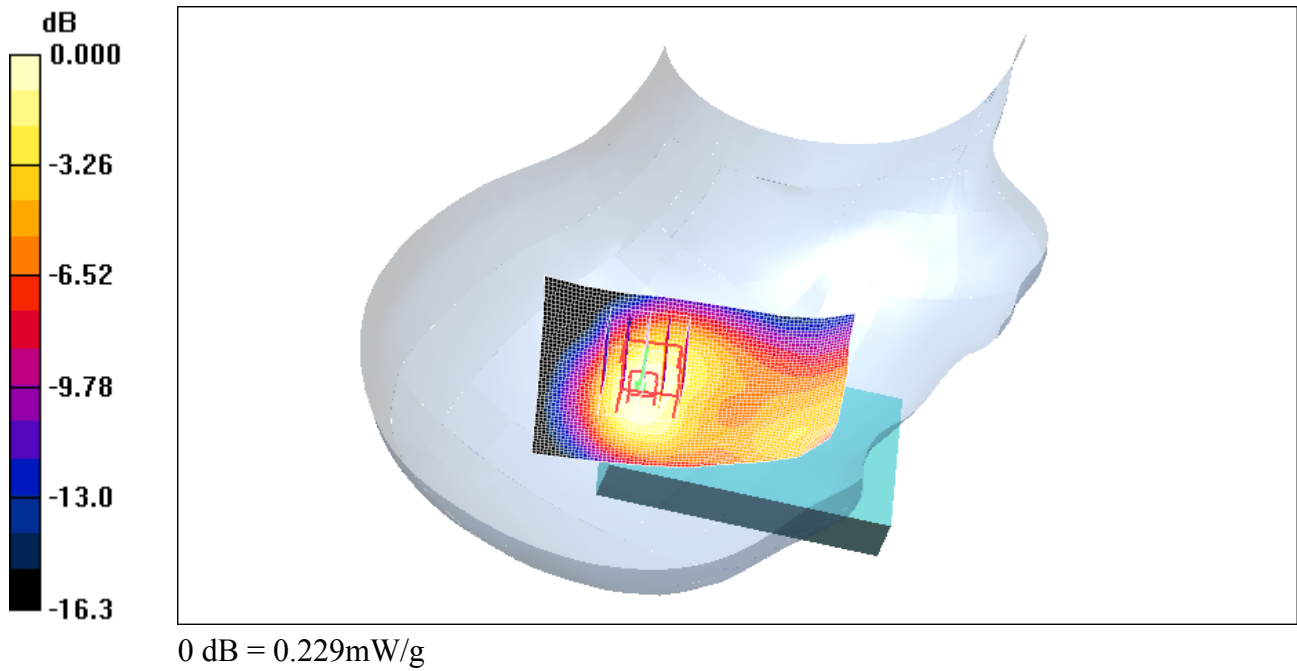
DASY4 Configuration:


- Probe: ET3DV6 - SN1642; ConvF(5.14, 5.14, 5.14); Calibrated: 12/01/2009
- Sensor-Surface: 4mm (Mechanical Surface Detection)
- Electronics: DAE3 Sn472; Calibrated: 03/03/2009
- Phantom: SAM 1; Type: SAM 4.0; Serial: 1076
- Measurement SW: DASY4, V4.7 Build 80; Postprocessing SW: SEMCAD, V1.8 Build 186

Touch position -/Area Scan (51x81x1): Measurement grid: dx=15mm, dy=15mm
Maximum value of SAR (interpolated) = 0.244 mW/g

Touch position -/30F4F733m Scan (5x5x7) (5x5x7)/Cube 0: Measurement grid: dx=7.5mm, dy=7.5mm, dz=5mm
Reference Value = 13.3 V/m; Power Drift = -0.022 dB
Peak SAR (extrapolated) = 0.298 W/kg
SAR(1 g) = 0.207 mW/g; SAR(10 g) = 0.126 mW/g
Maximum value of SAR (measured) = 0.229 mW/g

	Document Appendix B for the BlackBerry® Smartphone Model RCS71CW SAR Report			Page 65(102)
Author Data Andrew Becker	Dates of Test October 19 - November 4, 2009	Test Report No RTS -2340-0911-15	FCC ID: L6ARCS70CW	



	Document Appendix B for the BlackBerry® Smartphone Model RCS71CW SAR Report		Page 66(102)
Author Data Andrew Becker	Dates of Test October 19 - November 4, 2009	Test Report No RTS -2340-0911-15	FCC ID: L6ARCS70CW

Date/Time: 21/10/2009 6:39:00 PM

Test Laboratory: RIM TESTING SERVICES

File Name:

[LeftHandSide_CDMA1900_low_chan_Amb_Tem_23.5_Liq_Tem_22.0_C.da4](#)

DUT: BlackBerry Smartphone; Type: Sample ; Serial: 30F4F733

Program Name: Compliance Testing: P1528 Protocol (Left-Hand Side)

Communication System: CDMA 1900; Frequency: 1851.25 MHz; Duty Cycle: 1:1
Medium parameters used (interpolated): $f = 1851.25 \text{ MHz}$; $\sigma = 1.38 \text{ mho/m}$; $\epsilon_r = 39$; $\rho = 1000 \text{ kg/m}^3$


Phantom section: Left Section

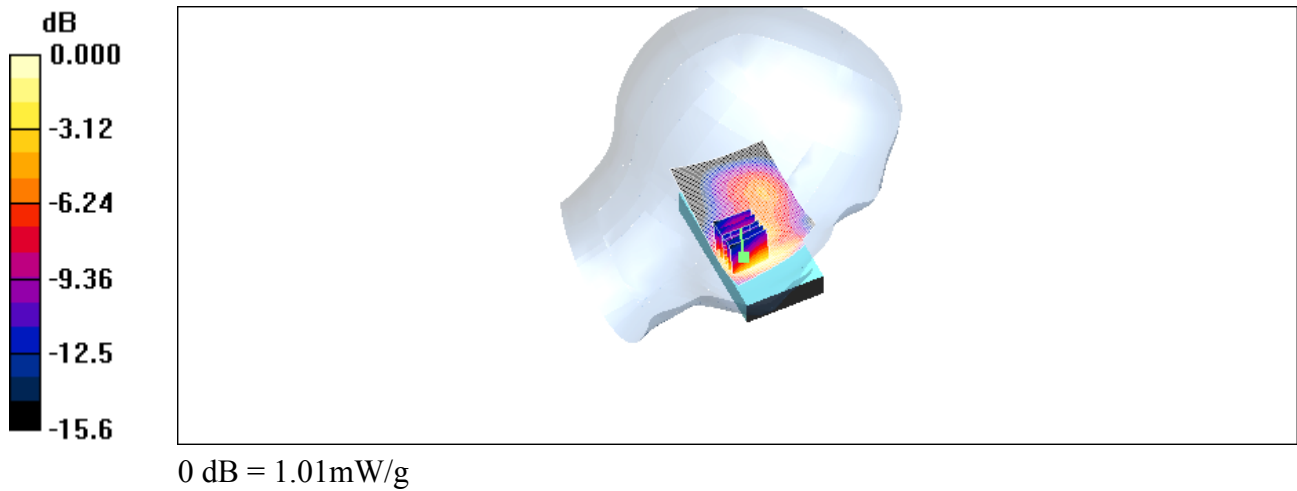
DASY4 Configuration:


- Probe: ET3DV6 - SN1642; ConvF(5.14, 5.14, 5.14); Calibrated: 12/01/2009
- Sensor-Surface: 4mm (Mechanical Surface Detection)
- Electronics: DAE3 Sn472; Calibrated: 03/03/2009
- Phantom: SAM 1; Type: SAM 4.0; Serial: 1076
- Measurement SW: DASY4, V4.7 Build 80; Postprocessing SW: SEMCAD, V1.8 Build 186

Touch position -/Area Scan (51x81x1): Measurement grid: $dx=15\text{mm}$, $dy=15\text{mm}$
Maximum value of SAR (interpolated) = 1.05 mW/g

Touch position -/30F4F733m Scan (5x5x7) (5x5x7)/Cube 0: Measurement grid: $dx=7.5\text{mm}$, $dy=7.5\text{mm}$, $dz=5\text{mm}$
Reference Value = 10.6 V/m; Power Drift = 0.157 dB
Peak SAR (extrapolated) = 1.39 W/kg
SAR(1 g) = 0.926 mW/g; SAR(10 g) = 0.543 mW/g
Maximum value of SAR (measured) = 1.01 mW/g

	Document Appendix B for the BlackBerry® Smartphone Model RCS71CW SAR Report		Page 67(102)
Author Data Andrew Becker	Dates of Test October 19 - November 4, 2009	Test Report No RTS -2340-0911-15	FCC ID: L6ARCS70CW



	Document Appendix B for the BlackBerry® Smartphone Model RCS71CW SAR Report		Page 68(102)
Author Data Andrew Becker	Dates of Test October 19 - November 4, 2009	Test Report No RTS -2340-0911-15	FCC ID: L6ARCS70CW

Date/Time: 21/10/2009 7:17:25 PM

Test Laboratory: RIM TESTING SERVICES

File Name:

[LeftHandSide_CDMA1900_mid_chan_Amb_Tem_23.5_Liq_Tem_22.0_C.da4](#)

DUT: BlackBerry Smartphone; Type: Sample ; Serial: 30F4F733

Program Name: Compliance Testing: P1528 Protocol (Left-Hand Side)

Communication System: CDMA 1900; Frequency: 1880 MHz; Duty Cycle: 1:1

Medium parameters used: $f = 1880 \text{ MHz}$; $\sigma = 1.42 \text{ mho/m}$; $\epsilon_r = 38.9$; $\rho = 1000 \text{ kg/m}^3$

Phantom section: Left Section

DASY4 Configuration:

- Probe: ET3DV6 - SN1642; ConvF(5.14, 5.14, 5.14); Calibrated: 12/01/2009
- Sensor-Surface: 4mm (Mechanical Surface Detection)
- Electronics: DAE3 Sn472; Calibrated: 03/03/2009
- Phantom: SAM 1; Type: SAM 4.0; Serial: 1076
- Measurement SW: DASY4, V4.7 Build 80; Postprocessing SW: SEMCAD, V1.8 Build 186

Touch position -/Area Scan (51x81x1): Measurement grid: $dx=15\text{mm}$, $dy=15\text{mm}$

Maximum value of SAR (interpolated) = 0.872 mW/g

Touch position -/30F4F733m Scan (5x5x7) (5x5x7)/Cube 0: Measurement


grid: $dx=7.5\text{mm}$, $dy=7.5\text{mm}$, $dz=5\text{mm}$

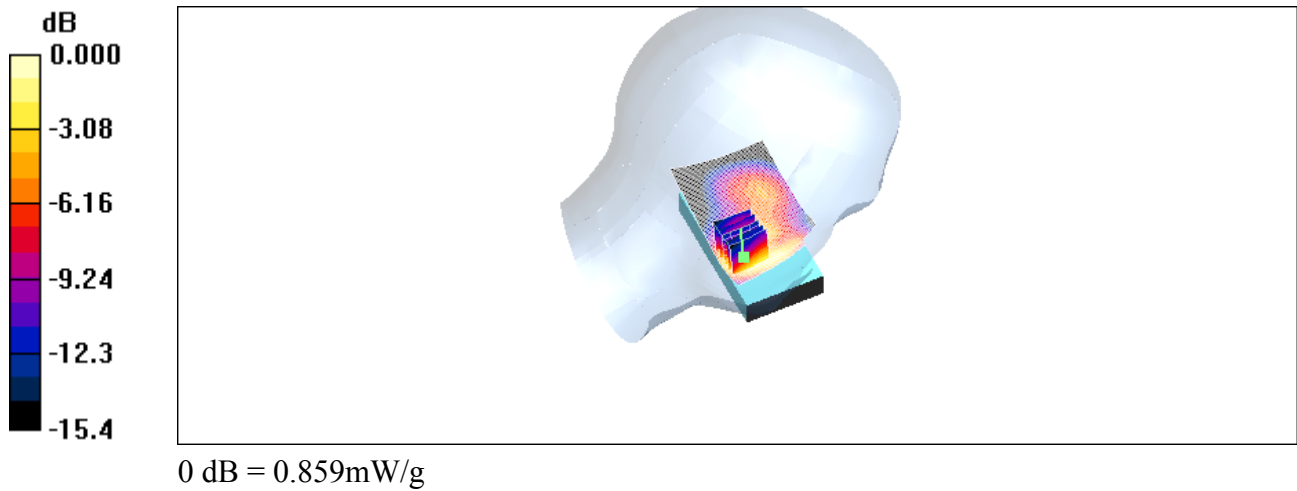
Reference Value = 9.42 V/m ; Power Drift = 0.222 dB


Peak SAR (extrapolated) = 1.20 W/kg

SAR(1 g) = 0.811 mW/g ; SAR(10 g) = 0.467 mW/g

Maximum value of SAR (measured) = 0.859 mW/g

	Document Appendix B for the BlackBerry® Smartphone Model RCS71CW SAR Report		Page 69(102)
Author Data Andrew Becker	Dates of Test October 19 - November 4, 2009	Test Report No RTS -2340-0911-15	FCC ID: L6ARCS70CW



	Document Appendix B for the BlackBerry® Smartphone Model RCS71CW SAR Report		Page 70(102)
Author Data Andrew Becker	Dates of Test October 19 - November 4, 2009	Test Report No RTS -2340-0911-15	FCC ID: L6ARCS70CW

Date/Time: 21/10/2009 9:37:58 PM

Test Laboratory: RIM TESTING SERVICES

File Name:

[LeftHandSide_CDMA1900_high_chan_Amb_Tem_22.7_Liq_Tem_22.0_C.da4](#)

DUT: BlackBerry Smartphone; Type: Sample ; Serial: 30F4F733
Program Name: Compliance Testing: P1528 Protocol (Left-Hand Side)

Communication System: CDMA 1900; Frequency: 1908.5 MHz; Duty Cycle: 1:1
Medium parameters used (interpolated): $f = 1908.5 \text{ MHz}$; $\sigma = 1.45 \text{ mho/m}$; $\epsilon_r = 38.8$; $\rho = 1000 \text{ kg/m}^3$

Phantom section: Left Section


DASY4 Configuration:

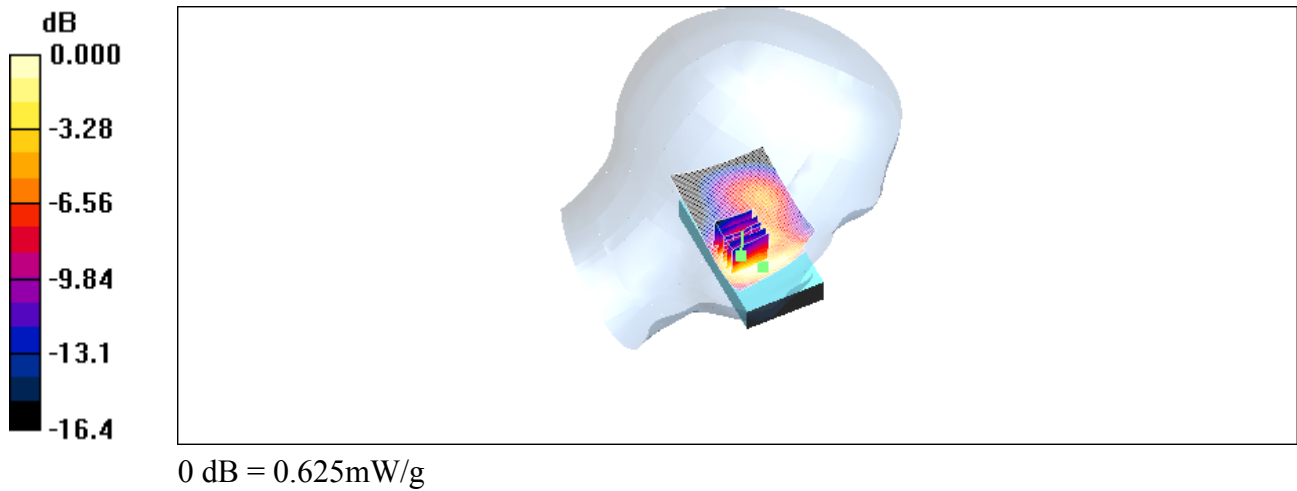
- Probe: ET3DV6 - SN1642; ConvF(5.14, 5.14, 5.14); Calibrated: 12/01/2009
- Sensor-Surface: 4mm (Mechanical Surface Detection)
- Electronics: DAE3 Sn472; Calibrated: 03/03/2009
- Phantom: SAM 1; Type: SAM 4.0; Serial: 1076
- Measurement SW: DASY4, V4.7 Build 80; Postprocessing SW: SEMCAD, V1.8 Build 186


Touch position -/Area Scan (51x81x1): Measurement grid: $dx=15\text{mm}$, $dy=15\text{mm}$
Maximum value of SAR (interpolated) = 0.623 mW/g

Touch position -/30F4F733m Scan (5x5x7) (5x5x7)/Cube 0: Measurement grid: $dx=7.5\text{mm}$, $dy=7.5\text{mm}$, $dz=5\text{mm}$
Reference Value = 8.24 V/m; Power Drift = -0.107 dB
Peak SAR (extrapolated) = 0.822 W/kg
SAR(1 g) = 0.577 mW/g; SAR(10 g) = 0.330 mW/g

Maximum value of SAR (measured) = 0.625 mW/g

	Document Appendix B for the BlackBerry® Smartphone Model RCS71CW SAR Report			Page 71(102)
Author Data Andrew Becker	Dates of Test October 19 - November 4, 2009	Test Report No RTS -2340-0911-15	FCC ID: L6ARCS70CW	



	Document Appendix B for the BlackBerry® Smartphone Model RCS71CW SAR Report		Page 72(102)
Author Data Andrew Becker	Dates of Test October 19 - November 4, 2009	Test Report No RTS -2340-0911-15	FCC ID: L6ARCS70CW

Date/Time: 21/10/2009 10:20:30 PM

Test Laboratory: RIM TESTING SERVICES

File Name:

[LeftHandSide_Tilt_CDMA1900_low_chan_Amb_Tem_23.2_Liq_Tem_21.9_C.da4](#)

DUT: BlackBerry Smartphone; Type: Sample ; Serial: 30F4F733

Program Name: Compliance Testing: P1528 Protocol (Left-Hand Side)

Communication System: CDMA 1900; Frequency: 1851.25 MHz; Duty Cycle: 1:1
Medium parameters used (interpolated): $f = 1851.25 \text{ MHz}$; $\sigma = 1.38 \text{ mho/m}$; $\epsilon_r = 39$; $\rho = 1000 \text{ kg/m}^3$

Phantom section: Left Section


DASY4 Configuration:


- Probe: ET3DV6 - SN1642; ConvF(5.14, 5.14, 5.14); Calibrated: 12/01/2009
- Sensor-Surface: 4mm (Mechanical Surface Detection)
- Electronics: DAE3 Sn472; Calibrated: 03/03/2009
- Phantom: SAM 1; Type: SAM 4.0; Serial: 1076
- Measurement SW: DASY4, V4.7 Build 80; Postprocessing SW: SEMCAD, V1.8 Build 186


Touch position -/Area Scan (51x81x1): Measurement grid: $dx=15\text{mm}$, $dy=15\text{mm}$
Maximum value of SAR (interpolated) = 0.433 mW/g

Touch position -/30F4F733m Scan (5x5x7) (5x5x7)/Cube 0: Measurement grid: $dx=7.5\text{mm}$, $dy=7.5\text{mm}$, $dz=5\text{mm}$
Reference Value = 15.2 V/m; Power Drift = 0.050 dB
Peak SAR (extrapolated) = 0.469 W/kg
SAR(1 g) = 0.335 mW/g; SAR(10 g) = 0.213 mW/g

Maximum value of SAR (measured) = 0.359 mW/g

	Document Appendix B for the BlackBerry® Smartphone Model RCS71CW SAR Report		Page 73(102)
Author Data Andrew Becker	Dates of Test October 19 - November 4, 2009	Test Report No RTS -2340-0911-15	FCC ID: L6ARCS70CW



	Document Appendix B for the BlackBerry® Smartphone Model RCS71CW SAR Report		Page 74(102)
Author Data Andrew Becker	Dates of Test October 19 - November 4, 2009	Test Report No RTS -2340-0911-15	FCC ID: L6ARCS70CW

Date/Time: 21/10/2009 11:11:13 PM

Test Laboratory: RIM TESTING SERVICES

File Name:

[RightHandSide_CDMA1900_low_chan_Amb_Tem_22.9_Liq_Tem_22.1_C.da4](#)

DUT: BlackBerry Smartphone; Type: Sample ; Serial: 30F4F733

Program Name: Compliance Testing: P1528 Protocol (Right-Hand Side)

Communication System: CDMA 1900; Frequency: 1851.25 MHz; Duty Cycle: 1:1
Medium parameters used (interpolated): $f = 1851.25 \text{ MHz}$; $\sigma = 1.38 \text{ mho/m}$; $\epsilon_r = 39$; $\rho = 1000 \text{ kg/m}^3$

Phantom section: Right Section

DASY4 Configuration:

- Probe: ET3DV6 - SN1642; ConvF(5.15, 5.15, 5.15); Calibrated: 18/01/2008
- Sensor-Surface: 4mm (Mechanical Surface Detection)
- Electronics: DAE3 Sn472; Calibrated: 03/03/2009
- Phantom: SAM 1; Type: SAM 4.0; Serial: 1076
- Measurement SW: DASY4, V4.7 Build 80; Postprocessing SW: SEMCAD, V1.8 Build 186

Touch position - Low/Area Scan (51x81x1): Measurement grid: $dx=15\text{mm}$, $dy=15\text{mm}$

Maximum value of SAR (interpolated) = 0.725 mW/g

Touch position - Low/30F4F733m Scan (5x5x7) (5x5x7)/Cube 0:


Measurement grid: $dx=7.5\text{mm}$, $dy=7.5\text{mm}$, $dz=5\text{mm}$

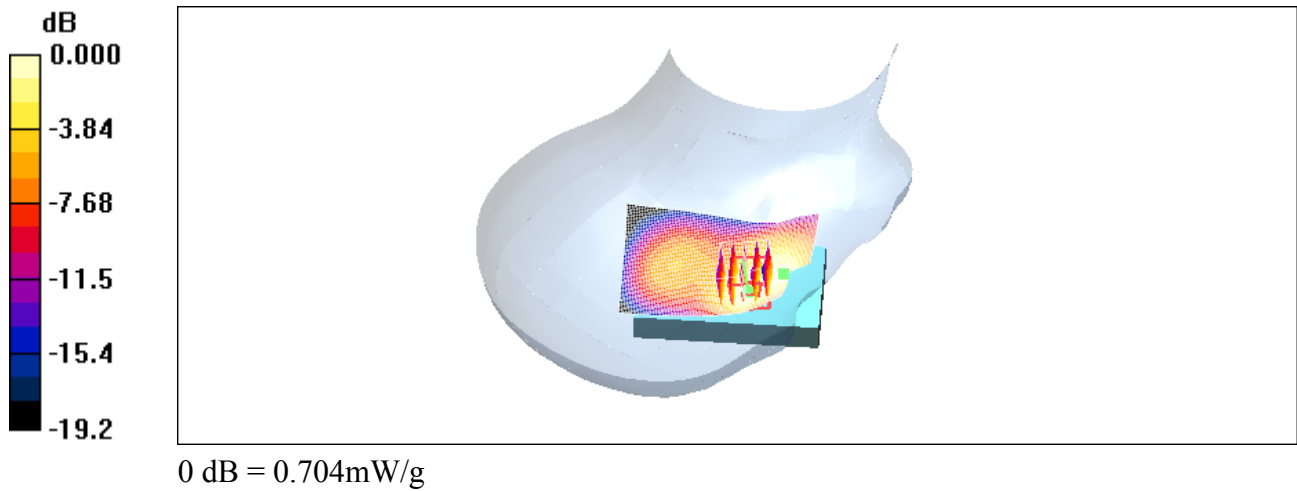
Reference Value = 12.2 V/m; Power Drift = -0.073 dB


Peak SAR (extrapolated) = 0.910 W/kg

SAR(1 g) = 0.657 mW/g; SAR(10 g) = 0.406 mW/g.

Maximum value of SAR (measured) = 0.704 mW/g

	Document Appendix B for the BlackBerry® Smartphone Model RCS71CW SAR Report			Page 75(102)
Author Data Andrew Becker	Dates of Test October 19 - November 4, 2009	Test Report No RTS -2340-0911-15	FCC ID: L6ARCS70CW	



	Document Appendix B for the BlackBerry® Smartphone Model RCS71CW SAR Report		Page 76(102)
Author Data Andrew Becker	Dates of Test October 19 - November 4, 2009	Test Report No RTS -2340-0911-15	FCC ID: L6ARCS70CW

Date/Time: 21/10/2009 11:31:17 PM

Test Laboratory: RIM TESTING SERVICES

File Name:

[RightHandSide_CDMA1900_mid_chan_Amb_Tem_23.2_Liq_Tem_22.1_C.da4](#)

DUT: BlackBerry Smartphone; Type: Sample ; Serial: 30F4F733

Program Name: Compliance Testing: P1528 Protocol (Right-Hand Side)

Communication System: CDMA 1900; Frequency: 1880 MHz; Duty Cycle: 1:1

Medium parameters used: $f = 1880$ MHz; $\sigma = 1.42$ mho/m; $\epsilon_r = 38.9$; $\rho = 1000$ kg/m³

Phantom section: Right Section

DASY4 Configuration:

- Probe: ET3DV6 - SN1642; ConvF(5.15, 5.15, 5.15); Calibrated: 18/01/2008
- Sensor-Surface: 4mm (Mechanical Surface Detection)
- Electronics: DAE3 Sn472; Calibrated: 03/03/2009
- Phantom: SAM 1; Type: SAM 4.0; Serial: 1076
- Measurement SW: DASY4, V4.7 Build 80; Postprocessing SW: SEMCAD, V1.8 Build 186

Touch position - Low/Area Scan (51x81x1): Measurement grid: dx=15mm, dy=15mm

Maximum value of SAR (interpolated) = 0.672 mW/g

Touch position - Low/30F4F733m Scan (5x5x7) (5x5x7)/Cube 0:


Measurement grid: dx=7.5mm, dy=7.5mm, dz=5mm

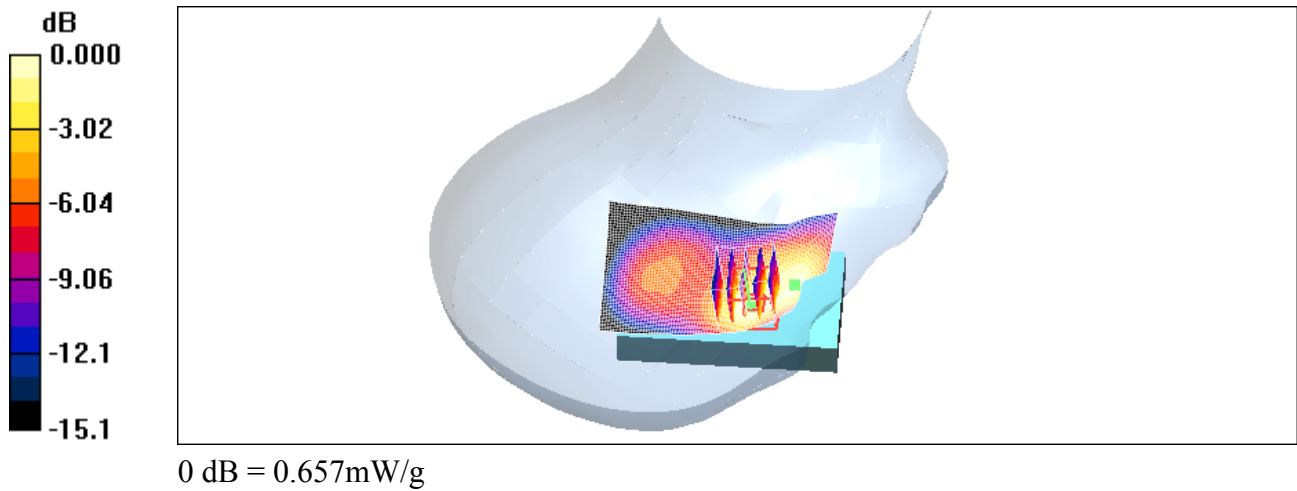
Reference Value = 11.7 V/m; Power Drift = 0.153 dB


Peak SAR (extrapolated) = 0.851 W/kg

SAR(1 g) = 0.610 mW/g; SAR(10 g) = 0.371 mW/g

Maximum value of SAR (measured) = 0.657 mW/g

	Document			Page 77(102)
	Appendix B for the BlackBerry® Smartphone Model RCS71CW SAR Report			
Author Data Andrew Becker	Dates of Test October 19 - November 4, 2009	Test Report No RTS -2340-0911-15	FCC ID: L6ARCS70CW	



	Document Appendix B for the BlackBerry® Smartphone Model RCS71CW SAR Report		Page 78(102)
Author Data Andrew Becker	Dates of Test October 19 - November 4, 2009	Test Report No RTS -2340-0911-15	FCC ID: L6ARCS70CW

Date/Time: 22/10/2009 12:02:49 AM

Test Laboratory: RIM TESTING SERVICES

File Name:

[RightHandSide_CDMA1900_high_chan_Amb_Tem_23.0_Liq_Tem_22.1_C.da4](#)

DUT: BlackBerry Smartphone; Type: Sample ; Serial: 30F4F733

Program Name: Compliance Testing: P1528 Protocol (Right-Hand Side)

Communication System: CDMA 1900; Frequency: 1908.5 MHz; Duty Cycle: 1:1
Medium parameters used (interpolated): $f = 1908.5 \text{ MHz}$; $\sigma = 1.45 \text{ mho/m}$; $\epsilon_r = 38.8$; $\rho = 1000 \text{ kg/m}^3$

Phantom section: Right Section

DASY4 Configuration:

- Probe: ET3DV6 - SN1642; ConvF(5.15, 5.15, 5.15); Calibrated: 18/01/2008
- Sensor-Surface: 4mm (Mechanical Surface Detection)
- Electronics: DAE3 Sn472; Calibrated: 03/03/2009
- Phantom: SAM 1; Type: SAM 4.0; Serial: 1076
- Measurement SW: DASY4, V4.7 Build 80; Postprocessing SW: SEMCAD, V1.8 Build 186

Touch position - Low/Area Scan (51x81x1): Measurement grid: $dx=15\text{mm}$, $dy=15\text{mm}$

Maximum value of SAR (interpolated) = 0.499 mW/g

Touch position - Low/30F4F733m Scan (5x5x7) (5x5x7)/Cube 0:


Measurement grid: $dx=7.5\text{mm}$, $dy=7.5\text{mm}$, $dz=5\text{mm}$

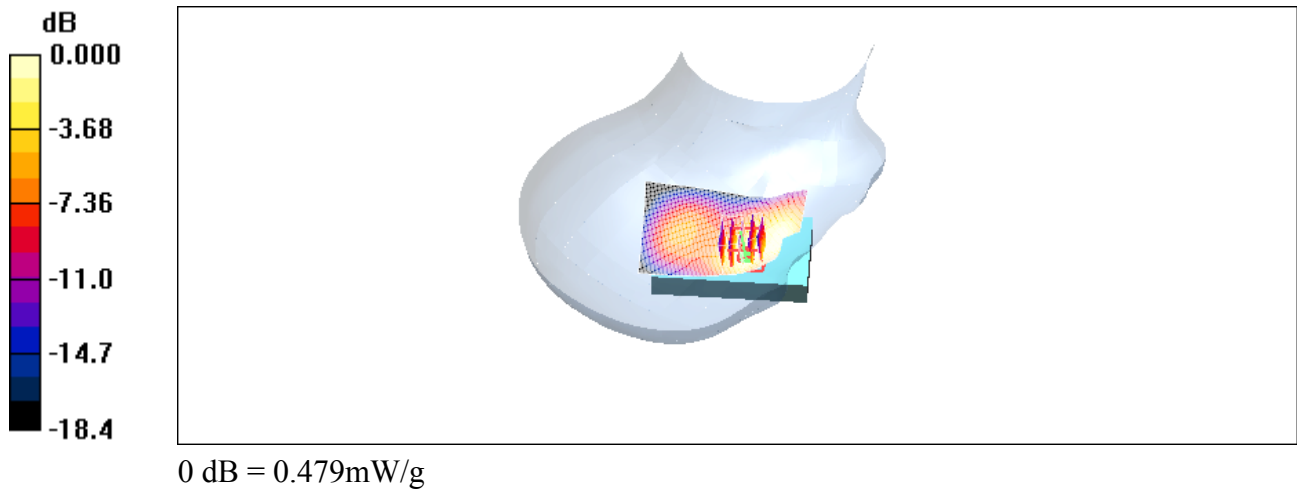
Reference Value = 9.71 V/m; Power Drift = -0.062 dB


Peak SAR (extrapolated) = 0.617 W/kg

SAR(1 g) = 0.437 mW/g; SAR(10 g) = 0.266 mW/g

Maximum value of SAR (measured) = 0.479 mW/g

	Document Appendix B for the BlackBerry® Smartphone Model RCS71CW SAR Report			Page 79(102)
Author Data Andrew Becker	Dates of Test October 19 - November 4, 2009	Test Report No RTS -2340-0911-15	FCC ID: L6ARCS70CW	



	Document Appendix B for the BlackBerry® Smartphone Model RCS71CW SAR Report		Page 80(102)
Author Data Andrew Becker	Dates of Test October 19 - November 4, 2009	Test Report No RTS -2340-0911-15	FCC ID: L6ARCS70CW

Date/Time: 22/10/2009 12:33:19 AM

Test Laboratory: RIM TESTING SERVICES

File Name:

[RightHandSide_Tilt_CDMA1900_low_chan_Amb_Tem_23.1_Liq_Tem_22.1_C.da4](#)

DUT: BlackBerry Smartphone; Type: Sample ; Serial: 30F4F733

Program Name: Compliance Testing: P1528 Protocol (Right-Hand Side)

Communication System: CDMA 1900; Frequency: 1851.25 MHz; Duty Cycle: 1:1
Medium parameters used (interpolated): $f = 1851.25 \text{ MHz}$; $\sigma = 1.38 \text{ mho/m}$; $\epsilon_r = 39$; $\rho = 1000 \text{ kg/m}^3$


Phantom section: Right Section

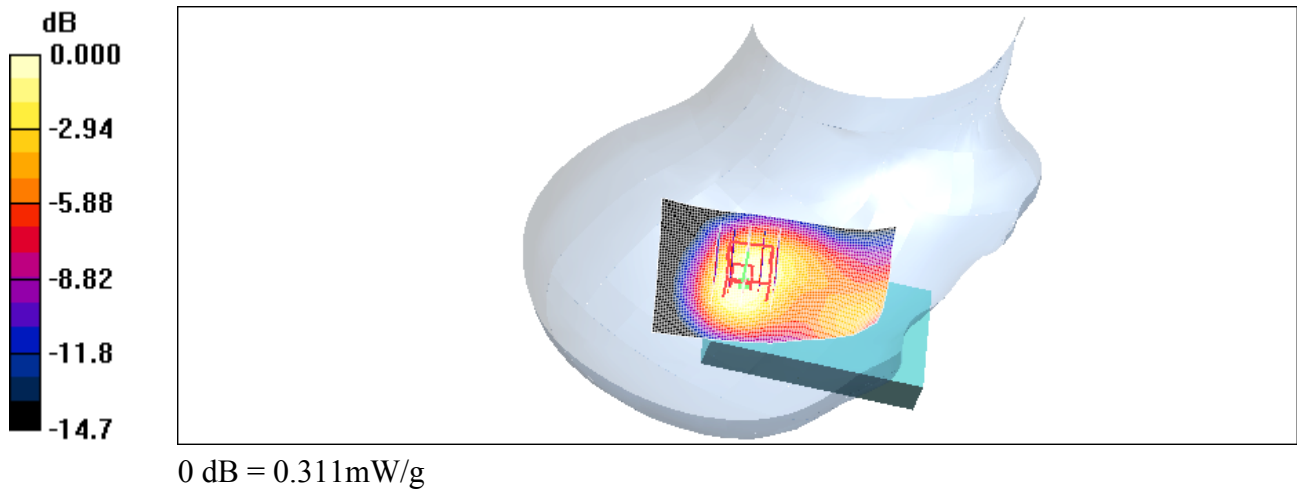
DASY4 Configuration:


- Probe: ET3DV6 - SN1642; ConvF(5.14, 5.14, 5.14); Calibrated: 12/01/2009
- Sensor-Surface: 4mm (Mechanical Surface Detection)
- Electronics: DAE3 Sn472; Calibrated: 03/03/2009
- Phantom: SAM 1; Type: SAM 4.0; Serial: 1076
- Measurement SW: DASY4, V4.7 Build 80; Postprocessing SW: SEMCAD, V1.8 Build 186

Touch position -/Area Scan (51x81x1): Measurement grid: $dx=15\text{mm}$, $dy=15\text{mm}$
Maximum value of SAR (interpolated) = 0.333 mW/g

Touch position -/30F4F733m Scan (5x5x7) (5x5x7)/Cube 0: Measurement grid: $dx=7.5\text{mm}$, $dy=7.5\text{mm}$, $dz=5\text{mm}$
Reference Value = 15.9 V/m; Power Drift = 0.001 dB
Peak SAR (extrapolated) = 0.397 W/kg
SAR(1 g) = 0.286 mW/g; SAR(10 g) = 0.180 mW/g
Maximum value of SAR (measured) = 0.311 mW/g

	Document Appendix B for the BlackBerry® Smartphone Model RCS71CW SAR Report			Page 81(102)
Author Data Andrew Becker	Dates of Test October 19 - November 4, 2009	Test Report No RTS -2340-0911-15	FCC ID: L6ARCS70CW	



	Document Appendix B for the BlackBerry® Smartphone Model RCS71CW SAR Report		Page 82(102)
Author Data Andrew Becker	Dates of Test October 19 - November 4, 2009	Test Report No RTS -2340-0911-15	FCC ID: L6ARCS70CW

Date/Time: 19/10/2009 11:41:59 PM

Test Laboratory: RIM TESTING SERVICES

File Name: [LeftHandSide_802.11b_low_chan_Amb_Tem_22.8_Liq_Tem_21.9_C.da4](#)

DUT: BlackBerry Smartphone; Type: Sample ; Serial: 30F4F733
Program Name: Compliance Testing: P1528 Protocol (Left-Hand Side)

Communication System: 802.11 b (2450); Frequency: 2412 MHz; Duty Cycle: 1:1
Medium parameters used (interpolated): $f = 2412 \text{ MHz}$; $\sigma = 1.83 \text{ mho/m}$; $\epsilon_r = 37.9$; $\rho = 1000 \text{ kg/m}^3$


Phantom section: Left Section

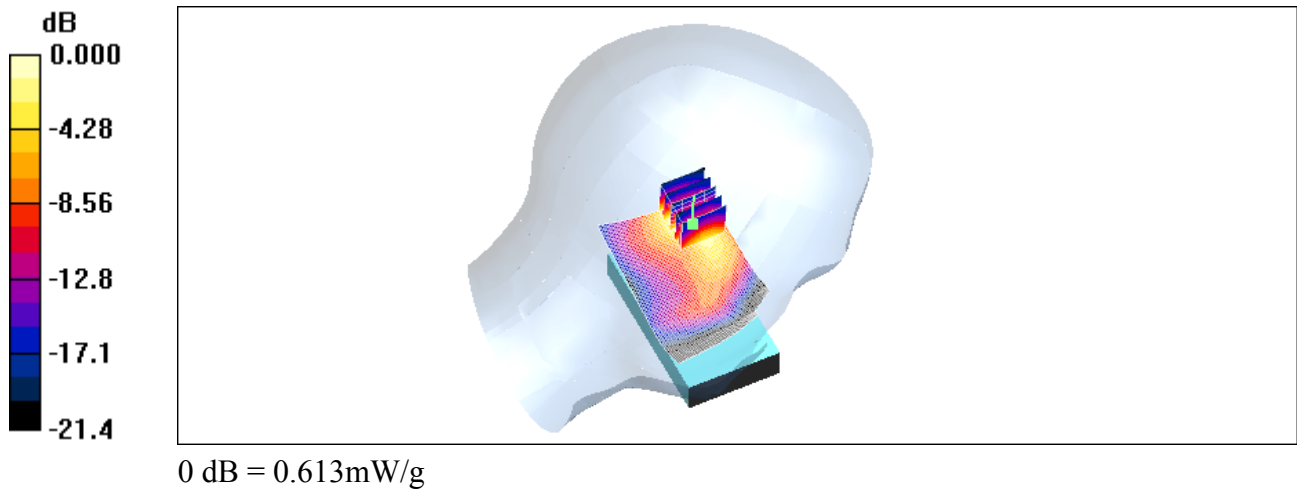
DASY4 Configuration:


- Probe: ET3DV6 - SN1642; ConvF(4.54, 4.54, 4.54); Calibrated: 12/01/2009
- Sensor-Surface: 4mm (Mechanical Surface Detection)
- Electronics: DAE3 Sn472; Calibrated: 03/03/2009
- Phantom: SAM 1; Type: SAM 4.0; Serial: 1076
- Measurement SW: DASY4, V4.7 Build 80; Postprocessing SW: SEMCAD, V1.8 Build 186

Touch position -/Area Scan (51x81x1): Measurement grid: $dx=15\text{mm}$, $dy=15\text{mm}$
Maximum value of SAR (interpolated) = 0.645 mW/g

Touch position -/30F4F733m Scan (5x5x7) (5x5x7)/Cube 0: Measurement grid: $dx=7.5\text{mm}$, $dy=7.5\text{mm}$, $dz=5\text{mm}$
Reference Value = 7.89 V/m ; Power Drift = 0.079 dB
Peak SAR (extrapolated) = 1.52 W/kg
SAR(1 g) = 0.569 mW/g ; SAR(10 g) = 0.249 mW/g
Maximum value of SAR (measured) = 0.613 mW/g

	Document Appendix B for the BlackBerry® Smartphone Model RCS71CW SAR Report			Page 83(102)
Author Data Andrew Becker	Dates of Test October 19 - November 4, 2009	Test Report No RTS -2340-0911-15	FCC ID: L6ARCS70CW	



	Document Appendix B for the BlackBerry® Smartphone Model RCS71CW SAR Report		Page 84(102)
Author Data Andrew Becker	Dates of Test October 19 - November 4, 2009	Test Report No RTS -2340-0911-15	FCC ID: L6ARCS70CW

Date/Time: 20/10/2009 12:03:17 AM

Test Laboratory: RIM TESTING SERVICES

File Name: [LeftHandSide_802.11b_mid_chan_Amb_Tem_22.8_Liq_Tem_21.9_C.da4](#)

DUT: BlackBerry Smartphone; Type: Sample ; Serial: 30F4F733
Program Name: Compliance Testing: P1528 Protocol (Left-Hand Side)

Communication System: 802.11 b (2450); Frequency: 2437 MHz; Duty Cycle: 1:1
Medium parameters used (interpolated): $f = 2437 \text{ MHz}$; $\sigma = 1.86 \text{ mho/m}$; $\epsilon_r = 37.9$; $\rho = 1000 \text{ kg/m}^3$


Phantom section: Left Section

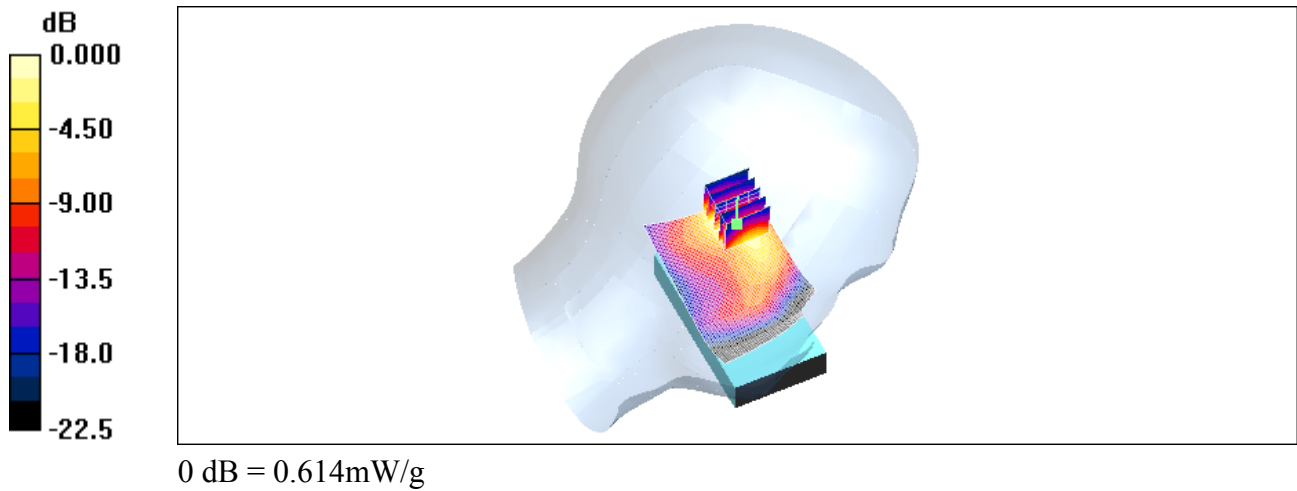
DASY4 Configuration:


- Probe: ET3DV6 - SN1642; ConvF(4.54, 4.54, 4.54); Calibrated: 12/01/2009
- Sensor-Surface: 4mm (Mechanical Surface Detection)
- Electronics: DAE3 Sn472; Calibrated: 03/03/2009
- Phantom: SAM 1; Type: SAM 4.0; Serial: 1076
- Measurement SW: DASY4, V4.7 Build 80; Postprocessing SW: SEMCAD, V1.8 Build 186

Touch position -/Area Scan (51x81x1): Measurement grid: $dx=15\text{mm}$, $dy=15\text{mm}$
Maximum value of SAR (interpolated) = 0.638 mW/g

Touch position -/30F4F733m Scan (5x5x7) (5x5x7)/Cube 0: Measurement grid: $dx=7.5\text{mm}$, $dy=7.5\text{mm}$, $dz=5\text{mm}$
Reference Value = 7.83 V/m; Power Drift = 0.053 dB
Peak SAR (extrapolated) = 1.55 W/kg
SAR(1 g) = 0.575 mW/g; SAR(10 g) = 0.250 mW/g
Maximum value of SAR (measured) = 0.614 mW/g

	Document Appendix B for the BlackBerry® Smartphone Model RCS71CW SAR Report		Page 85(102)
Author Data Andrew Becker	Dates of Test October 19 - November 4, 2009	Test Report No RTS -2340-0911-15	FCC ID: L6ARCS70CW



	Document Appendix B for the BlackBerry® Smartphone Model RCS71CW SAR Report		Page 86(102)
Author Data Andrew Becker	Dates of Test October 19 - November 4, 2009	Test Report No RTS -2340-0911-15	FCC ID: L6ARCS70CW

Date/Time: 20/10/2009 12:41:02 AM

Test Laboratory: RIM TESTING SERVICES

File Name: [LeftHandSide_802.11b_high_chan_Amb_Tem_22.8_Liq_Tem_21.9_C.da4](#)

DUT: BlackBerry Smartphone; Type: Sample ; Serial: 30F4F733
Program Name: Compliance Testing: P1528 Protocol (Left-Hand Side)

Communication System: 802.11 b (2450); Frequency: 2462 MHz; Duty Cycle: 1:1
Medium parameters used (interpolated): $f = 2462 \text{ MHz}$; $\sigma = 1.89 \text{ mho/m}$; $\epsilon_r = 37.8$; $\rho = 1000 \text{ kg/m}^3$


Phantom section: Left Section

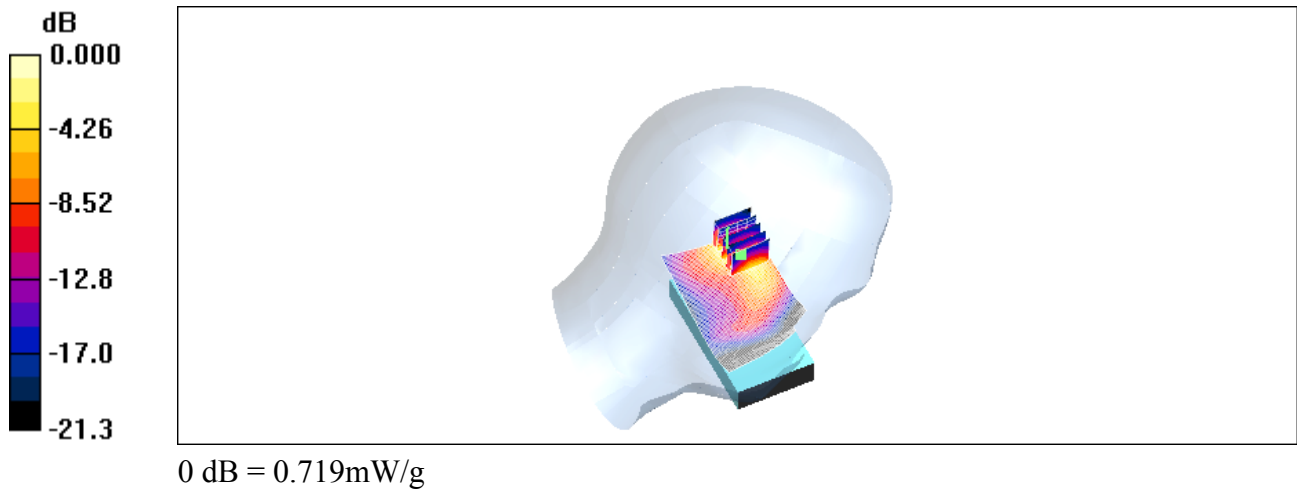
DASY4 Configuration:


- Probe: ET3DV6 - SN1642; ConvF(4.54, 4.54, 4.54); Calibrated: 12/01/2009
- Sensor-Surface: 4mm (Mechanical Surface Detection)
- Electronics: DAE3 Sn472; Calibrated: 03/03/2009
- Phantom: SAM 1; Type: SAM 4.0; Serial: 1076
- Measurement SW: DASY4, V4.7 Build 80; Postprocessing SW: SEMCAD, V1.8 Build 186

Touch position -/Area Scan (51x81x1): Measurement grid: $dx=15\text{mm}$, $dy=15\text{mm}$
Maximum value of SAR (interpolated) = 0.724 mW/g

Touch position -/30F4F733m Scan (5x5x7) (5x5x7)/Cube 0: Measurement grid: $dx=7.5\text{mm}$, $dy=7.5\text{mm}$, $dz=5\text{mm}$
Reference Value = 7.40 V/m; Power Drift = 0.008 dB
Peak SAR (extrapolated) = 1.84 W/kg
SAR(1 g) = 0.666 mW/g; SAR(10 g) = 0.284 mW/g
Maximum value of SAR (measured) = 0.719 mW/g

	Document Appendix B for the BlackBerry® Smartphone Model RCS71CW SAR Report		Page 87(102)
Author Data Andrew Becker	Dates of Test October 19 - November 4, 2009	Test Report No RTS -2340-0911-15	FCC ID: L6ARCS70CW



	Document Appendix B for the BlackBerry® Smartphone Model RCS71CW SAR Report		Page 88(102)
Author Data Andrew Becker	Dates of Test October 19 - November 4, 2009	Test Report No RTS -2340-0911-15	FCC ID: L6ARCS70CW

Date/Time: 20/10/2009 1:18:44 AM

Test Laboratory: RIM TESTING SERVICES

File Name:

[LeftHandSide_Tilt_802.11b_high_chan_Amb_Tem_22.8_Liq_Tem_21.9_C.da4](#)

DUT: BlackBerry Smartphone; Type: Sample ; Serial: 30F4F733

Program Name: Compliance Testing: P1528 Protocol (Left-Hand Side)

Communication System: 802.11 b (2450); Frequency: 2462 MHz; Duty Cycle: 1:1
Medium parameters used (interpolated): $f = 2462 \text{ MHz}$; $\sigma = 1.89 \text{ mho/m}$; $\epsilon_r = 37.8$; $\rho = 1000 \text{ kg/m}^3$

Phantom section: Left Section

DASY4 Configuration:

- Probe: ET3DV6 - SN1642; ConvF(4.54, 4.54, 4.54); Calibrated: 12/01/2009
- Sensor-Surface: 4mm (Mechanical Surface Detection)
- Electronics: DAE3 Sn472; Calibrated: 03/03/2009
- Phantom: SAM 1; Type: SAM 4.0; Serial: 1076
- Measurement SW: DASY4, V4.7 Build 80; Postprocessing SW: SEMCAD, V1.8 Build 186

Touch position -/Area Scan (51x81x1): Measurement grid: $dx=15\text{mm}$, $dy=15\text{mm}$

Maximum value of SAR (interpolated) = 0.840 mW/g

Touch position -/30F4F733m Scan (5x5x7) (5x5x7)/Cube 0: Measurement


grid: $dx=7.5\text{mm}$, $dy=7.5\text{mm}$, $dz=5\text{mm}$

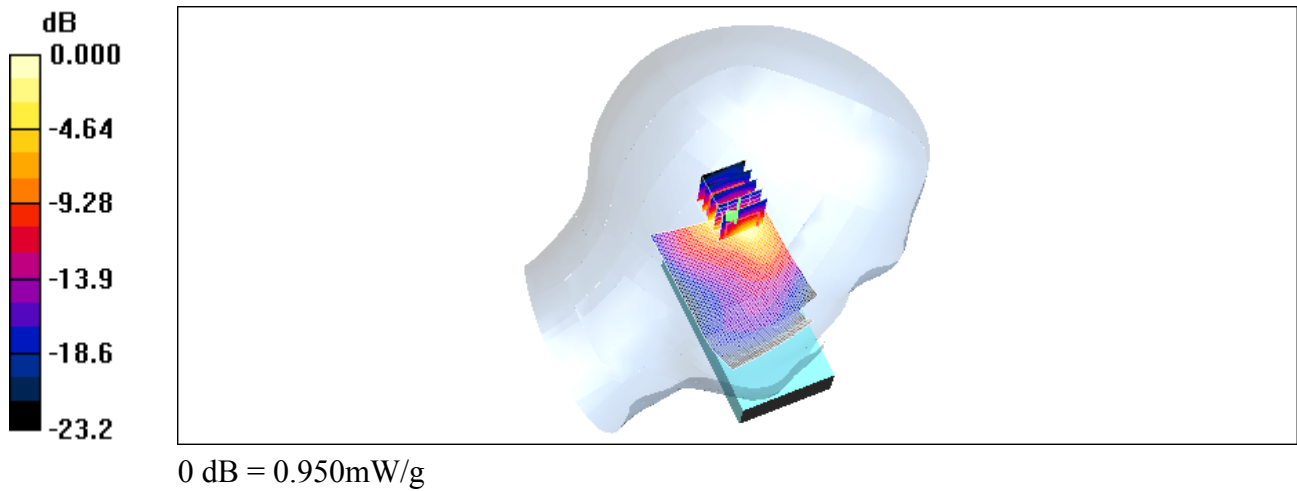
Reference Value = 8.68 V/m ; Power Drift = -0.082 dB


Peak SAR (extrapolated) = 2.51 W/kg

SAR(1 g) = 0.890 mW/g ; SAR(10 g) = 0.353 mW/g

Maximum value of SAR (measured) = 0.950 mW/g

	Document Appendix B for the BlackBerry® Smartphone Model RCS71CW SAR Report		Page 89(102)
Author Data Andrew Becker	Dates of Test October 19 - November 4, 2009	Test Report No RTS -2340-0911-15	FCC ID: L6ARCS70CW



	Document Appendix B for the BlackBerry® Smartphone Model RCS71CW SAR Report		Page 90(102)
Author Data Andrew Becker	Dates of Test October 19 - November 4, 2009	Test Report No RTS -2340-0911-15	FCC ID: L6ARCS70CW

Date/Time: 20/10/2009 1:40:09 AM

Test Laboratory: RIM TESTING SERVICES

File Name: [RightHandSide_802.11b_low_chan_Amb_Tem_22.7_Liq_Tem_21.9_C.da4](#)

DUT: BlackBerry Smartphone; Type: Sample ; Serial: 30F4F733
Program Name: Compliance Testing: P1528 Protocol (Right-Hand Side)

Communication System: 802.11 b (2450); Frequency: 2412 MHz; Duty Cycle: 1:1
Medium parameters used (interpolated): $f = 2412 \text{ MHz}$; $\sigma = 1.83 \text{ mho/m}$; $\epsilon_r = 37.9$; $\rho = 1000 \text{ kg/m}^3$
Phantom section: Right Section

DASY4 Configuration:

- Probe: ET3DV6 - SN1642; ConvF(4.52, 4.52, 4.52); Calibrated: 18/01/2008
- Sensor-Surface: 4mm (Mechanical Surface Detection)
- Electronics: DAE3 Sn472; Calibrated: 03/03/2009
- Phantom: SAM 1; Type: SAM 4.0; Serial: 1076
- Measurement SW: DASY4, V4.7 Build 80; Postprocessing SW: SEMCAD, V1.8 Build 186

Touch position - Low/Area Scan (51x81x1): Measurement grid: $dx=15\text{mm}$, $dy=15\text{mm}$

Maximum value of SAR (interpolated) = 0.394 mW/g

Touch position - Low/30F4F733m Scan (5x5x7) (5x5x7)/Cube 0:


Measurement grid: $dx=7.5\text{mm}$, $dy=7.5\text{mm}$, $dz=5\text{mm}$

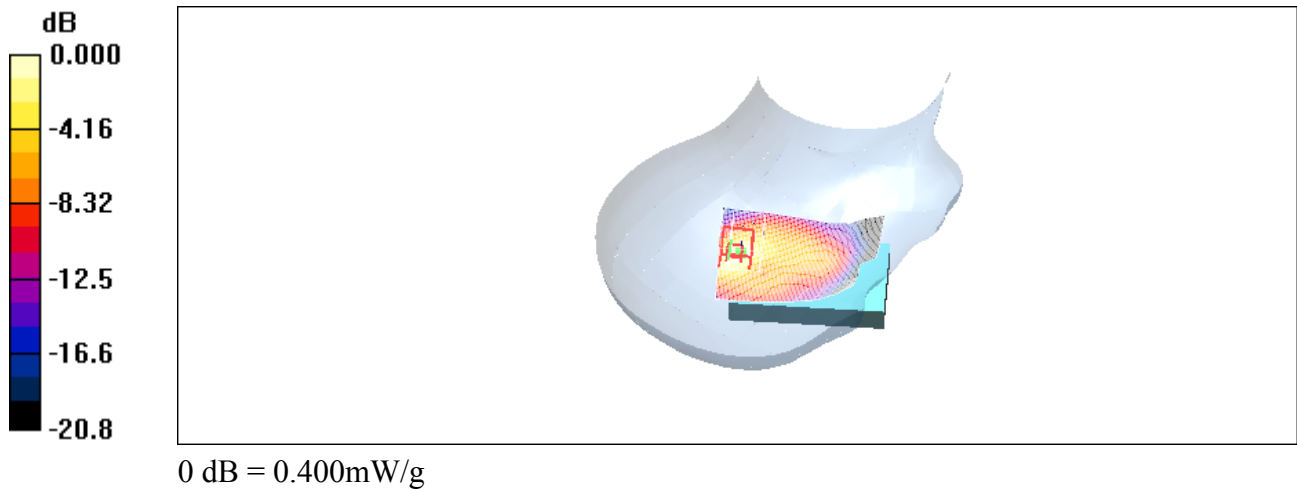
Reference Value = 11.4 V/m; Power Drift = 0.014 dB


Peak SAR (extrapolated) = 0.949 W/kg

SAR(1 g) = 0.383 mW/g; SAR(10 g) = 0.171 mW/g

Maximum value of SAR (measured) = 0.400 mW/g

	Document Appendix B for the BlackBerry® Smartphone Model RCS71CW SAR Report			Page 91(102)
Author Data Andrew Becker	Dates of Test October 19 - November 4, 2009	Test Report No RTS -2340-0911-15	FCC ID: L6ARCS70CW	



	Document Appendix B for the BlackBerry® Smartphone Model RCS71CW SAR Report		Page 92(102)
Author Data Andrew Becker	Dates of Test October 19 - November 4, 2009	Test Report No RTS -2340-0911-15	FCC ID: L6ARCS70CW

Date/Time: 28/10/2009 7:21:32 PM

Test Laboratory: RIM TESTING SERVICES

File Name: [RightHandSide_802.11b_mid_chan_Amb_Tem_23.4_Liq_Tem_22.4_C.da4](#)

DUT: BlackBerry Smartphone; Type: Sample ; Serial: 30F4F733
Program Name: Compliance Testing: P1528 Protocol (Right-Hand Side)

Communication System: 802.11 b (2450); Frequency: 2437 MHz; Duty Cycle: 1:1
Medium parameters used (interpolated): $f = 2437 \text{ MHz}$; $\sigma = 1.87 \text{ mho/m}$; $\epsilon_r = 37.4$; $\rho = 1000 \text{ kg/m}^3$
Phantom section: Right Section

DASY4 Configuration:

- Probe: ET3DV6 - SN1642; ConvF(4.52, 4.52, 4.52); Calibrated: 18/01/2008
- Sensor-Surface: 4mm (Mechanical Surface Detection)
- Electronics: DAE3 Sn472; Calibrated: 03/03/2009
- Phantom: SAM 1; Type: SAM 4.0; Serial: 1076
- Measurement SW: DASY4, V4.7 Build 80; Postprocessing SW: SEMCAD, V1.8 Build 186

Touch position - Low/Area Scan (51x81x1): Measurement grid: $dx=15\text{mm}$, $dy=15\text{mm}$

Maximum value of SAR (interpolated) = 0.402 mW/g

Touch position - Low/30F4F733m Scan (5x5x7) (5x5x7)/Cube 0:


Measurement grid: $dx=7.5\text{mm}$, $dy=7.5\text{mm}$, $dz=5\text{mm}$

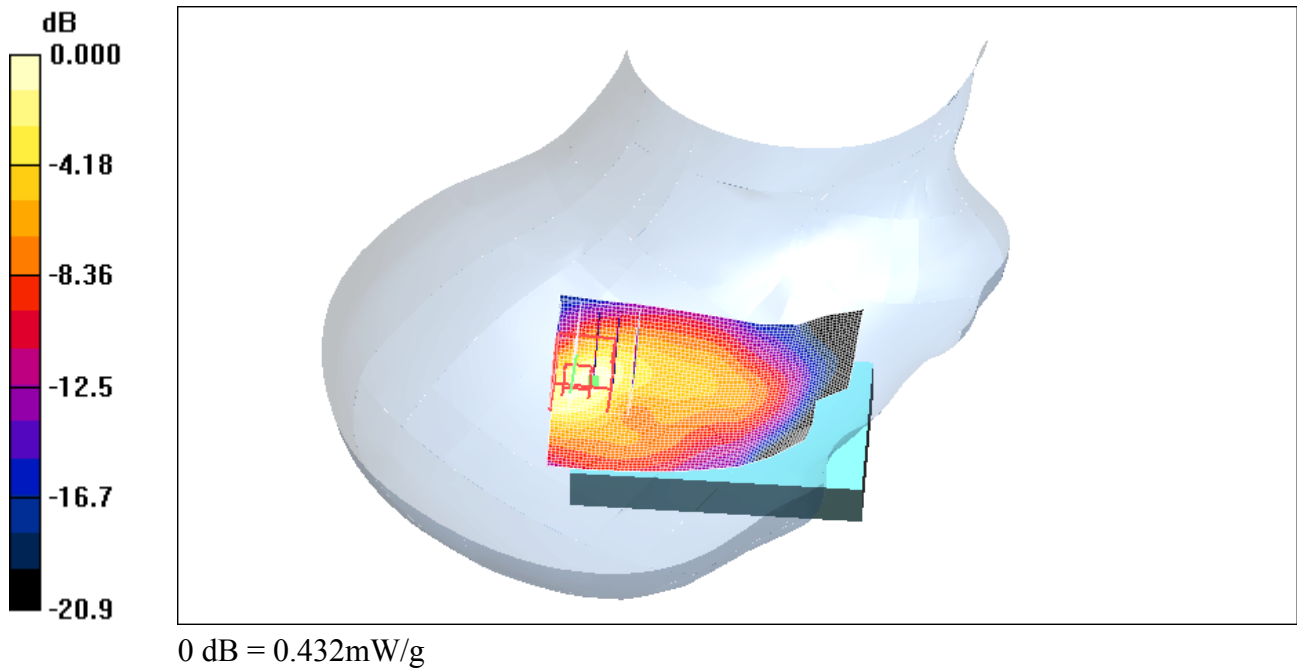
Reference Value = 11.0 V/m; Power Drift = 0.020 dB


Peak SAR (extrapolated) = 1.01 W/kg

SAR(1 g) = 0.404 mW/g; SAR(10 g) = 0.178 mW/g

Maximum value of SAR (measured) = 0.432 mW/g

	Document Appendix B for the BlackBerry® Smartphone Model RCS71CW SAR Report			Page 93(102)
Author Data Andrew Becker	Dates of Test October 19 - November 4, 2009	Test Report No RTS -2340-0911-15	FCC ID: L6ARCS70CW	



	Document Appendix B for the BlackBerry® Smartphone Model RCS71CW SAR Report		Page 94(102)
Author Data Andrew Becker	Dates of Test October 19 - November 4, 2009	Test Report No RTS -2340-0911-15	FCC ID: L6ARCS70CW

Date/Time: 28/10/2009 7:40:59 PM

Test Laboratory: RIM TESTING SERVICES

File Name: [RightHandSide_802.11b_high_chan_Amb_Tem_23.5_Liq_Tem_22.4_C.da4](#)

DUT: BlackBerry Smartphone; Type: Sample ; Serial: 30F4F733
Program Name: Compliance Testing: P1528 Protocol (Right-Hand Side)

Communication System: 802.11 b (2450); Frequency: 2462 MHz; Duty Cycle: 1:1
Medium parameters used (interpolated): $f = 2462 \text{ MHz}$; $\sigma = 1.89 \text{ mho/m}$; $\epsilon_r = 37.3$; $\rho = 1000 \text{ kg/m}^3$
Phantom section: Right Section

DASY4 Configuration:

- Probe: ET3DV6 - SN1642; ConvF(4.52, 4.52, 4.52); Calibrated: 18/01/2008
- Sensor-Surface: 4mm (Mechanical Surface Detection)
- Electronics: DAE3 Sn472; Calibrated: 03/03/2009
- Phantom: SAM 1; Type: SAM 4.0; Serial: 1076
- Measurement SW: DASY4, V4.7 Build 80; Postprocessing SW: SEMCAD, V1.8 Build 186

Touch position - Low/Area Scan (51x81x1): Measurement grid: $dx=15\text{mm}$, $dy=15\text{mm}$

Maximum value of SAR (interpolated) = 0.440 mW/g

Touch position - Low/30F4F733m Scan (5x5x7) (5x5x7)/Cube 0:


Measurement grid: $dx=7.5\text{mm}$, $dy=7.5\text{mm}$, $dz=5\text{mm}$

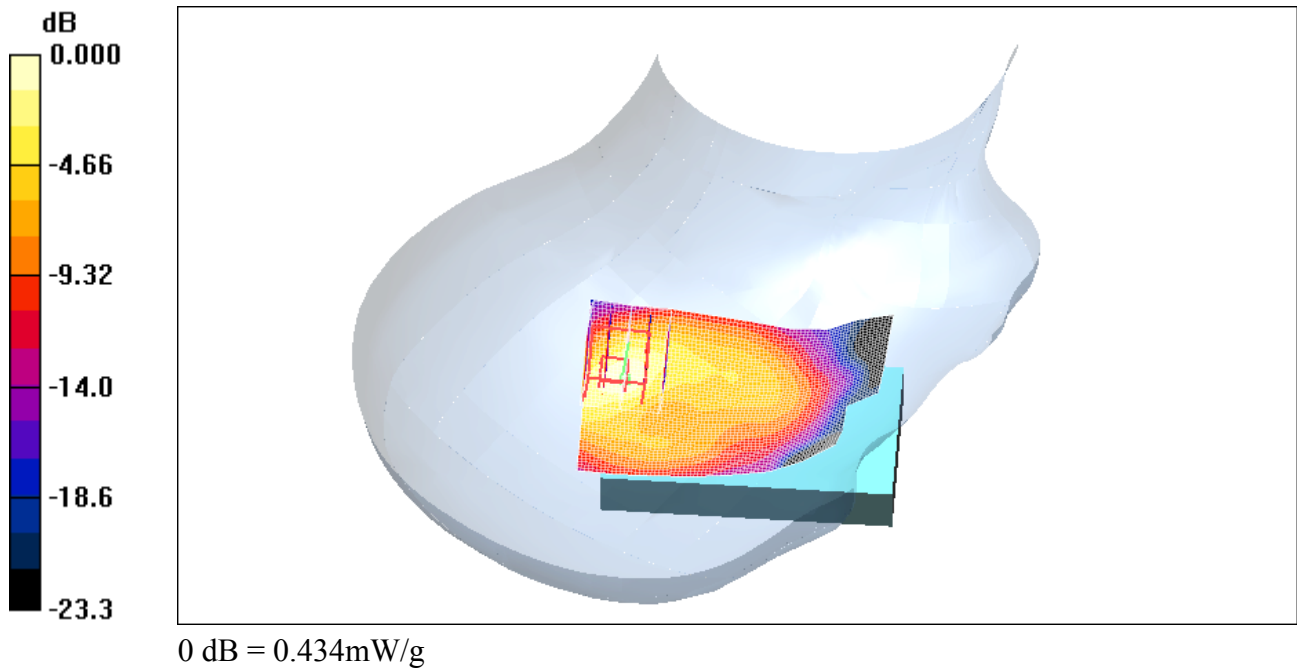
Reference Value = 9.20 V/m; Power Drift = -0.171 dB


Peak SAR (extrapolated) = 1.01 W/kg

SAR(1 g) = 0.414 mW/g; SAR(10 g) = 0.184 mW/g

Maximum value of SAR (measured) = 0.434 mW/g

	Document Appendix B for the BlackBerry® Smartphone Model RCS71CW SAR Report			Page 95(102)
Author Data Andrew Becker	Dates of Test October 19 - November 4, 2009	Test Report No RTS -2340-0911-15	FCC ID: L6ARCS70CW	



	Document Appendix B for the BlackBerry® Smartphone Model RCS71CW SAR Report		Page 96(102)
Author Data Andrew Becker	Dates of Test October 19 - November 4, 2009	Test Report No RTS -2340-0911-15	FCC ID: L6ARCS70CW

Date/Time: 28/10/2009 8:05:17 PM

Test Laboratory: RIM TESTING SERVICES

File Name:

[RightHandSide_Tilt_802.11b_high_chan_Amb_Tem_23.5_Liq_Tem_22.4_C.da4](#)

DUT: BlackBerry Smartphone; Type: Sample ; Serial: 30F4F733

Program Name: Compliance Testing: P1528 Protocol (Right-Hand Side)

Communication System: 802.11 b (2450); Frequency: 2462 MHz; Duty Cycle: 1:1
Medium parameters used (interpolated): $f = 2462 \text{ MHz}$; $\sigma = 1.89 \text{ mho/m}$; $\epsilon_r = 37.3$; $\rho = 1000 \text{ kg/m}^3$

Phantom section: Right Section

DASY4 Configuration:

- Probe: ET3DV6 - SN1642; ConvF(4.52, 4.52, 4.52); Calibrated: 18/01/2008
- Sensor-Surface: 4mm (Mechanical Surface Detection)
- Electronics: DAE3 Sn472; Calibrated: 03/03/2009
- Phantom: SAM 1; Type: SAM 4.0; Serial: 1076
- Measurement SW: DASY4, V4.7 Build 80; Postprocessing SW: SEMCAD, V1.8 Build 186

Tilt position - Low/Area Scan (51x81x1): Measurement grid: $dx=15\text{mm}$, $dy=15\text{mm}$

Maximum value of SAR (interpolated) = 0.571 mW/g


Tilt position - Low/30F4F733m Scan (5x5x7) (5x5x7)/Cube 0: Measurement grid: $dx=7.5\text{mm}$, $dy=7.5\text{mm}$, $dz=5\text{mm}$

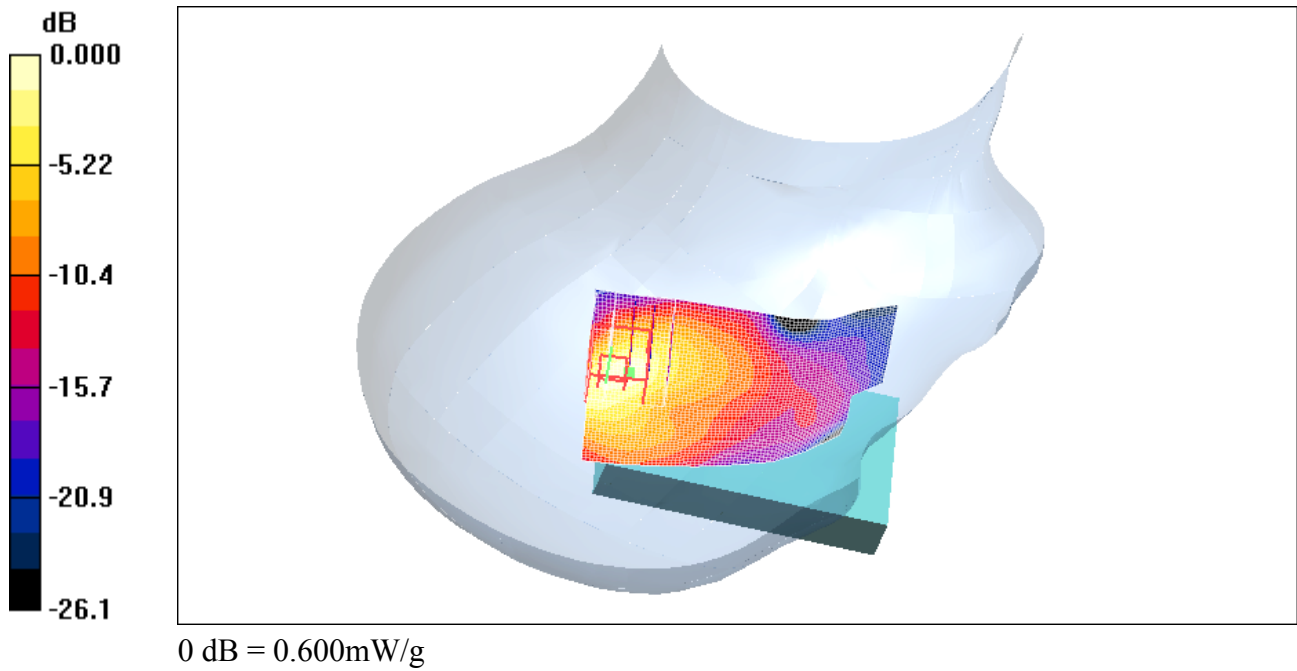
Reference Value = 11.5 V/m; Power Drift = -0.101 dB


Peak SAR (extrapolated) = 1.44 W/kg

SAR(1 g) = 0.562 mW/g; SAR(10 g) = 0.239 mW/g

Maximum value of SAR (measured) = 0.600 mW/g

	Document Appendix B for the BlackBerry® Smartphone Model RCS71CW SAR Report			Page 97(102)
Author Data Andrew Becker	Dates of Test October 19 - November 4, 2009	Test Report No RTS -2340-0911-15	FCC ID: L6ARCS70CW	



	Document Appendix B for the BlackBerry® Smartphone Model RCS71CW SAR Report		Page 98(102)
Author Data Andrew Becker	Dates of Test October 19 - November 4, 2009	Test Report No RTS -2340-0911-15	FCC ID: L6ARCS70CW

Date/Time: 20/10/2009 9:58:47 PM

Test Laboratory: RIM TESTING SERVICES

File Name: [LeftHandSide_Bluetooth_low_chan_Amb_Tem_22.7_Liq_Tem_21.9_C.da4](#)

DUT: BlackBerry Smartphone; Type: Sample ; Serial: 30F4F733
Program Name: Compliance Testing: P1528 Protocol (Left-Hand Side)


Communication System: Bluetooth; Frequency: 2402 MHz; Duty Cycle: 1:1
Medium parameters used (interpolated): $f = 2402 \text{ MHz}$; $\sigma = 1.82 \text{ mho/m}$; $\epsilon_r = 38$; $\rho = 1000 \text{ kg/m}^3$
Phantom section: Left Section


DASY4 Configuration:

- Probe: ET3DV6 - SN1642; ConvF(4.54, 4.54, 4.54); Calibrated: 12/01/2009
- Sensor-Surface: 4mm (Mechanical Surface Detection)
- Electronics: DAE3 Sn472; Calibrated: 03/03/2009
- Phantom: SAM 1; Type: SAM 4.0; Serial: 1076
- Measurement SW: DASY4, V4.7 Build 80; Postprocessing SW: SEMCAD, V1.8 Build 186


Touch position -/Area Scan (51x81x1): Measurement grid: $dx=15\text{mm}$, $dy=15\text{mm}$
Maximum value of SAR (interpolated) = 0.013 mW/g

Touch position -/30F4F733m Scan (5x5x7) (5x5x7)/Cube 0: Measurement grid: $dx=7.5\text{mm}$, $dy=7.5\text{mm}$, $dz=5\text{mm}$
Reference Value = 1.41 V/m; Power Drift = -0.588 dB
Peak SAR (extrapolated) = 0.020 W/kg
SAR(1 g) = 0.011 mW/g; SAR(10 g) = 0.00605 mW/g
Maximum value of SAR (measured) = 0.012 mW/g

	Document			Page
	Appendix B for the BlackBerry® Smartphone Model RCS71CW SAR Report			99(102)
Author Data Andrew Becker	Dates of Test October 19 - November 4, 2009	Test Report No RTS -2340-0911-15	FCC ID: L6ARCS70CW	



0 dB = 0.012mW/g

	Document Appendix B for the BlackBerry® Smartphone Model RCS71CW SAR Report		Page 100(102)
Author Data Andrew Becker	Dates of Test October 19 - November 4, 2009	Test Report No RTS -2340-0911-15	FCC ID: L6ARCS70CW

Date/Time: 20/10/2009 10:24:07 PM

Test Laboratory: RIM TESTING SERVICES

File Name:

[RightHandSide_Bluetooth_low_chan_Amb_Tem_22.9_Liq_Tem_21.9_C.da4](#)

DUT: BlackBerry Smartphone; Type: Sample ; Serial: 30F4F733
Program Name: Compliance Testing: P1528 Protocol (Right-Hand Side)

Communication System: Bluetooth; Frequency: 2402 MHz; Duty Cycle: 1:1
Medium parameters used (interpolated): $f = 2402 \text{ MHz}$; $\sigma = 1.82 \text{ mho/m}$; $\epsilon_r = 38$; $\rho = 1000 \text{ kg/m}^3$

Phantom section: Right Section

DASY4 Configuration:

- Probe: ET3DV6 - SN1642; ConvF(4.52, 4.52, 4.52); Calibrated: 18/01/2008
- Sensor-Surface: 4mm (Mechanical Surface Detection)
- Electronics: DAE3 Sn472; Calibrated: 03/03/2009
- Phantom: SAM 1; Type: SAM 4.0; Serial: 1076
- Measurement SW: DASY4, V4.7 Build 80; Postprocessing SW: SEMCAD, V1.8 Build 186

Touch position - Low/Area Scan (51x81x1): Measurement grid: $dx=15\text{mm}$, $dy=15\text{mm}$

Maximum value of SAR (interpolated) = 0.013 mW/g

Touch position - Low/30F4F733m Scan (5x5x7) (5x5x7)/Cube 0:


Measurement grid: $dx=7.5\text{mm}$, $dy=7.5\text{mm}$, $dz=5\text{mm}$

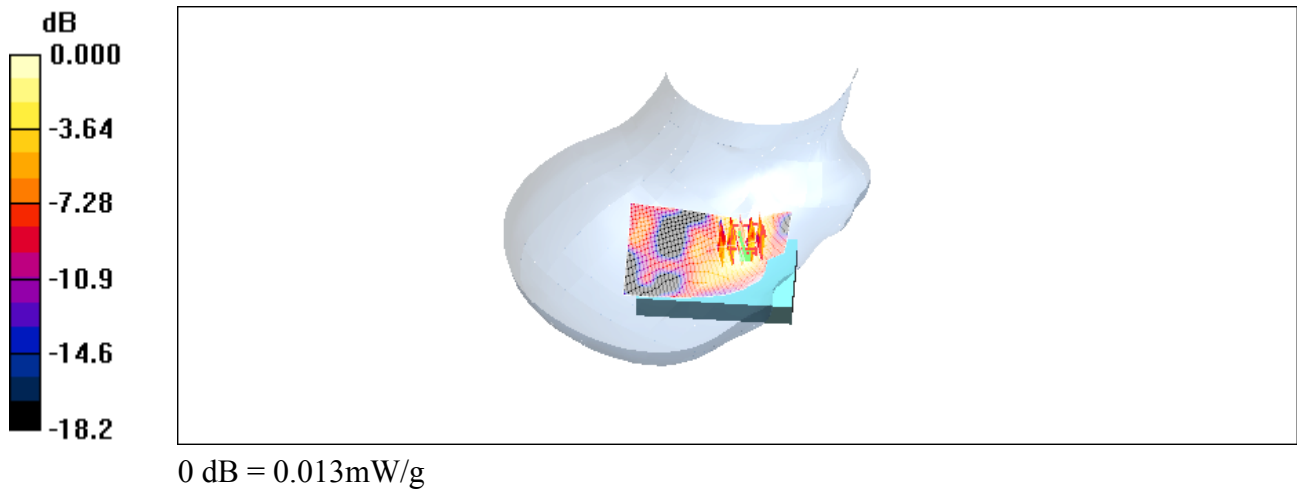
Reference Value = 1.06 V/m; Power Drift = 0.954 dB


Peak SAR (extrapolated) = 0.032 W/kg

SAR(1 g) = 0.010 mW/g; SAR(10 g) = 0.00219 mW/g

Maximum value of SAR (measured) = 0.013 mW/g

	Document Appendix B for the BlackBerry® Smartphone Model RCS71CW SAR Report			Page 101(102)
Author Data Andrew Becker	Dates of Test October 19 - November 4, 2009	Test Report No RTS -2340-0911-15	FCC ID: L6ARCS70CW	



	Document Appendix B for the BlackBerry® Smartphone Model RCS71CW SAR Report			Page 102(102)
Author Data Andrew Becker	Dates of Test October 19 - November 4, 2009	Test Report No RTS -2340-0911-15	FCC ID: L6ARCS70CW	

Z axis plot for the worst case head configuration:

