



香港標準及檢定中心
Hong Kong Standards and Testing Centre

Date : 2004-12-23

No. : HM153020

TEST REPORT

Page 1 of 20

Applicant:

Ansen Electronics Company
Room 73-78, 2/F, Sino Industrial Plaza,
9 Kai Cheung Road, Kowloon Bay,
Kowloon, Hong Kong

Description of Samples:

Model name: WIRELESS PUSH BUTTON
(TRANSMITTER)
Model no.: D009
Brand name: Ansen
FCC ID: L5CD009TX

Date Samples Received:

2004-12-01

Date Tested:

2004-12-20

Investigation Requested:

FCC Part 15 Subpart C

Conclusions:

The submitted product was deemed to have COMPLIED with the requirements of Federal Communications Commission [FCC] Rules and Regulations Part 15. The tests were performed in accordance with the standards described above and on Section 2.2 in this Test Report.

Remarks:

K C Lee, EMC
for Chief Executive

This report shall not be reproduced unless with prior written approval from the Hong Kong Standards and Testing Centre.

香港新界大埔工業村大宏街 10 號

10 Dai Wang Street, Tai Po Industrial Estate, N.T., Hong Kong

Tel: (852) 2666 1888 Fax: (852) 2664 4353 Homepage: www.hkstc.org E-mail: hkstc@hkstc.org
For full text of "Conditions of Issuance of Test Report", please refer to overleaf or refer to the website of
STC: www.hkstc.org (the section "Application and Quotation").



香港標準及檢定中心
Hong Kong Standards and Testing Centre

Date : 2004-12-23

No. : HM153020

TEST REPORT

Page 2 of 20

CONTENT:

Cover	Page 1 of 20
Content	Page 2-3 of 20
<u>1.0 General Details</u>	
1.1 Test Laboratory	Page 4 of 20
1.2 Applicant Details Applicant HKSTC Code Number for Applicant Manufacturer	Page 4 of 20
1.3 Equipment Under Test [EUT] Description of EUT operation	Page 5 of 20
1.4 Date of Order	Page 5 of 20
1.5 Submitted Samples	Page 5 of 20
1.6 Test Duration	Page 5 of 20
1.7 Country of Origin	Page 5 of 20
1.8 Additional Information of EUT	Page 6 of 20
<u>2.0 Technical Details</u>	
2.1 Investigations Requested	Page 7 of 20
2.2 Test Standards and Results Summary	Page 7 of 20
<u>3.0 Test Results</u>	
3.1 Emission	Page 8-12 of 20
3.2 Bandwidth Measurement	Page 13-14 of 20

香港新界大埔工業村大宏街 10 號

10 Dai Wang Street, Taipo Industrial Estate, N.T., Hong Kong

Tel: (852) 2666 1888 Fax: (852) 2664 4353 Homepage: www.hkstc.org E-mail: hkstc@hkstc.org
For full text of "Conditions of Issuance of Test Report", please refer to overleaf or refer to the website of
STC: www.hkstc.org (the section "Application and Quotation").



香 港 標 準 及 檢 定 中 心
Hong Kong Standards and Testing Centre

Date : 2004-12-23

No. : HM153020

TEST REPORT

Page 3 of 20

Appendix A

List of Measurement Equipment

Page 15 of 20

Appendix B

Duty Cycle Correction During 100 msec

Page 16-17 of 20

Appendix C

Periodic Operation

Page 18 of 20

Appendix D

Photographs

Page 19-20 of 20

香港新界大埔工業村大宏街 10 號

10 Dai Wang Street, Taipo Industrial Estate, N.T., Hong Kong

Tel: (852) 2666 1888 Fax: (852) 2664 4353 Homepage: www.hkstc.org E-mail: hkstc@hkstc.org
For full text of "Conditions of Issuance of Test Report", please refer to overleaf or refer to the website of
STC: www.hkstc.org (the section "Application and Quotation").



香港標準及檢定中心
Hong Kong Standards and Testing Centre

Date : 2004-12-23

TEST REPORT

Page 4 of 20

No. : HM153020

1.0 General Details

1.1 Test Laboratory

The Hong Kong Standards and Testing Centre Ltd.
EMC Laboratory
10 Dai Wang Street, Taipo Industrial Estate
New Territories, Hong Kong

Telephone: 852 2666 1888
Fax: 852 2664 4353

1.2 Applicant Details
Applicant

Ansen Electronics Company
Room 73-78, 2/F, Sino Industrial Plaza,
9 Kai Cheung Road, Kowloon Bay, Kowloon, Hong Kong

HKSTC Code Number for Applicant

ANE001

Manufacturer

Ansen Electronics Company
Chen Tung Industrial Zone,
Ning Tau Administrative District, Qiao Tau Zhen,
Dongguan, Guangdong, China

香港新界大埔工業村大宏街 10 號

10 Dai Wang Street, Taipo Industrial Estate, N.T., Hong Kong

Tel: (852) 2666 1888 Fax: (852) 2664 4353 Homepage: www.hkstc.org E-mail: hkstc@hkstc.org
For full text of "Conditions of Issuance of Test Report", please refer to overleaf or refer to the website of
STC: www.hkstc.org (the section "Application and Quotation").



香港標準及檢定中心
Hong Kong Standards and Testing Centre

Date : 2004-12-23

TEST REPORT

Page 5 of 20

No. : HM153020

**1.3 Equipment Under Test [EUT]
Description of Sample**

Product: WIRELESS PUSH BUTTON (TRANSMITTER)
Manufacturer: Ansen Electronics Company
Brand Name: Ansen
Model Number: D009
Input Voltage: 12Vd.c ("23A" button cell x 1)

1.3.1 Description of EUT Operation

The Equipment Under Test (EUT) is an Ansen Electronics Company, WIRELESS PUSH BUTTON (TRANSMITTER). The EUT is to transmit RF signal while each button is being pressed, Modulation by Data Code type is pulse modulation.

1.4 Date of Order

2004-12-01

1.5 Submitted Sample(s):

7 Samples per model

1.6 Test Duration

2004-12-20

1.7 Country of Origin

China

香港新界大埔工業村大宏街 10 號

10 Dai Wang Street, Taiipo Industrial Estate, N.T., Hong Kong

Tel: (852) 2666 1888 Fax: (852) 2664 4353 Homepage: www.hkstc.org E-mail: hkstc@hkstc.org
For full text of "Conditions of Issuance of Test Report", please refer to overleaf or refer to the website of
STC: www.hkstc.org (the section "Application and Quotation").



香港標準及檢定中心
Hong Kong Standards and Testing Centre

Date : 2004-12-23

TEST REPORT

Page 6 of 20

No. : HM153020

1.8 Additional Information of EUT

User Manual
Part List
Circuit Diagram
Printed Circuit Board [PCB] Layout
Block diagram
FCC ID Label

Submitted

Not Available

☒
☒
☒
☒
☒
☒☐
☐
☐
☐
☐
☐

香港新界大埔工業村大宏街 10 號

10 Dai Wang Street, Taipo Industrial Estate, N.T., Hong Kong

Tel: (852) 2666 1888 Fax: (852) 2664 4353 Homepage: www.hkstc.org E-mail: hkstc@hkstc.org
For full text of "Conditions of Issuance of Test Report", please refer to overleaf or refer to the website of
STC: www.hkstc.org (the section "Application and Quotation").



香港標準及檢定中心
Hong Kong Standards and Testing Centre

Date : 2004-12-23

TEST REPORT

Page 7 of 20

No. : HM153020

2.0 Technical Details

2.1 Investigations Requested

Perform ElectroMagnetic Interference measurement in accordance with FCC 47CFR [Codes of Federal Regulations] Part 15 and ANSI C63.4:2003 for FCC Certification.

2.2 Test Standards and Results Summary Tables

EMISSION Results Summary						
Test Condition	Test Requirement	Test Method	Class / Severity	Test Result		
				Pass	Failed	N/A
Field Strength of Fundamental Emissions & Spurious Emissions	FCC 47CFR 15.231a	ANSI C63.4:2003	N/A	<input checked="" type="checkbox"/>	<input type="checkbox"/>	<input type="checkbox"/>
Radiated Emissions, 30MHz to 1GHz	FCC 47CFR 15.209	ANSI C63.4:2003	Class B	<input checked="" type="checkbox"/>	<input type="checkbox"/>	<input type="checkbox"/>
Conducted Emissions on AC, 0.15MHz to 30MHz	FCC 47CFR 15.207	ANSI C63.4:2003	Class B	<input type="checkbox"/>	<input type="checkbox"/>	<input checked="" type="checkbox"/>

Note: N/A - Not Applicable

香港新界大埔工業村大宏街 10 號

10 Dai Wang Street, TaiPo Industrial Estate, N.T., Hong Kong

Tel: (852) 2666 1888 Fax: (852) 2664 4353 Homepage: www.hkstc.org E-mail: hkstc@hkstc.org
For full text of "Conditions of Issuance of Test Report", please refer to overleaf or refer to the website of
STC: www.hkstc.org (the section "Application and Quotation").



香港標準及檢定中心
Hong Kong Standards and Testing Centre

Date : 2004-12-23

No. : HM153020

TEST REPORT

Page 8 of 20

3.0 Test Results

3.1 Emission

3.1.1 Radiated Emissions (30 – 1000MHz)

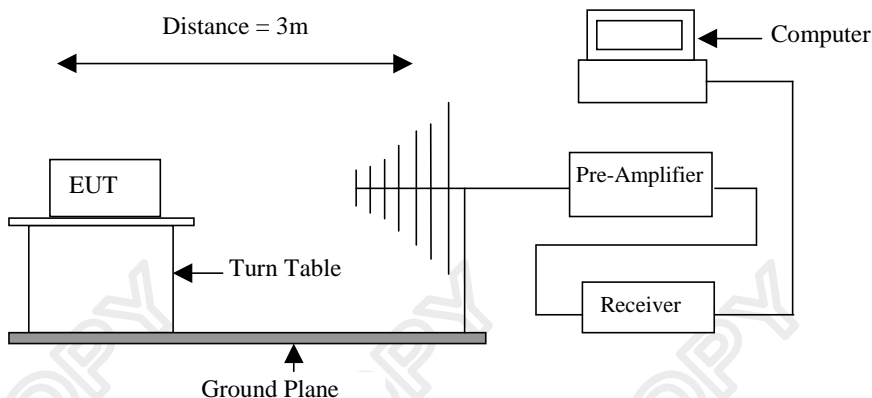
Test Requirement:	FCC 47CFR 15.231a
Test Method:	ANSI C63.4:2003
Test Date:	2004-12-20
Mode of Operation:	Tx mode

Test Method:

The sample was placed 0.8m above the ground plane on the OATS *. Measurements in both horizontal and vertical polarities were performed. During the test, each emission was maximized by: having the EUT continuously working, investigated all operating modes, rotated about all 3 axis (X, Y & Z) and considered typical configuration to obtain worst position, manipulating interconnecting cables, rotating turntable, varying antenna height from 1m to 4m in both horizontal and vertical polarizations. The emissions worst-case are shown in Test Results of the following pages.

*: OATS [Open Area Test Site] located at HKSTC with a metal ground plane filed with the FCC pursuant to section 2.948 of the FCC rules, with Registration Number: 607756.

Test Setup:



香港新界大埔工業村大宏街 10 號

10 Dai Wang Street, Taiipo Industrial Estate, N.T., Hong Kong

Tel: (852) 2666 1888 Fax: (852) 2664 4353 Homepage: www.hkstc.org E-mail: hkstc@hkstc.org
For full text of "Conditions of Issuance of Test Report", please refer to overleaf or refer to the website of
STC: www.hkstc.org (the section "Application and Quotation").



香港標準及檢定中心
Hong Kong Standards and Testing Centre

Date : 2004-12-23

TEST REPORT

Page 9 of 20

No. : HM153020

Limits for Field Strength of Fundamental Emissions [FCC 47CFR 15.231a]:

Frequency Range of Fundamental [MHz]	Field Strength of Fundamental Emission [Average] [μV/m]	Field Strength of Fundamental Emission [Average] [μV/m]
40.66-40.70	2,250	225
70-130	1,250	125
130-174	1,250 to 3,750 *	125 to 375 *
174-260	3,750	375
260-470	3,750 to 12,500 *	375 to 1,250 *
Above 470	12,500	1,250

Where F is the frequency in MHz, the formulas for calculating the maximum permitted fundamental field strengths are as follows: for the band 130-174 MHz, $\mu\text{V/m}$ at 3 meters = $56.81818(F)-6136.3636$; for the band 260-470 MHz, $\mu\text{V/m}$ at 3 meters = $41.6667(F)-7083.3333$. The maximum permissible unwanted emission level is 20dB below the maximum permitted fundamental level.

Results:

Field Strength of Fundamental Emissions Peak Value						
Frequency MHz	Measured Level @3m dBμV/m	Correction Factor dBμV/m	Field Strength dBμV/m	Field Strength μV/m	Limit @3m μV/m	E-Field Polarity
309.80	58.0	18.4	76.4	6606.9	58,250.1	Horizontal
619.60	22.5	23.0	45.5	188.4	5,825.0	Horizontal
929.40	16.4	26.7	43.1	142.9	5,825.0	Horizontal

Field Strength of Spurious Emissions Peak Value						
Frequency MHz	Measured Level @3m dBμV/m	Correction Factor dBμV/m	Field Strength dBμV/m	Field Strength μV/m	Limit @3m μV/m	E-Field Polarity
+ 1239.20	< 1.0	32.2	< 33.2	< 45.7	5,000.0	Vertical
+ 1549.00	< 1.0	38.8	< 39.8	< 97.7	5,000.0	Vertical
1858.80	< 1.0	17.4	< 18.4	< 8.3	5,825.0	Vertical
2168.60	< 1.0	17.2	< 18.2	< 8.1	5,825.0	Vertical
2478.40	< 1.0	18.8	< 19.8	< 9.8	5,825.0	Vertical
+ 2788.20	< 1.0	19.7	< 20.7	< 10.8	5,000.0	Vertical
3098.00	< 1.0	20.6	< 21.6	< 12.0	5,825.0	Vertical

香港新界大埔工業村大宏街 10 號

10 Dai Wang Street, Taipo Industrial Estate, N.T., Hong Kong

Tel: (852) 2666 1888 Fax: (852) 2664 4353 Homepage: www.hkstc.org E-mail: hkstc@hkstc.org
For full text of "Conditions of Issuance of Test Report", please refer to overleaf or refer to the website of
STC: www.hkstc.org (the section "Application and Quotation").



香港標準及檢定中心
Hong Kong Standards and Testing Centre

Date : 2004-12-23

TEST REPORT

Page 10 of 20

No. : HM153020

Results:

Field Strength of Fundamental Emissions						
Average Value						
Frequency MHz	Measured Level @3m dBμV/m	Correction Factor dBμV/m	Field Strength dBμV/m	Field Strength μV/m	Limit @3m μV/m	E-Field Polarity
309.80	50.7	18.4	69.1	2851.0	5,825.0	Horizontal
619.60	15.2	23.0	38.2	81.3	582.5	Horizontal
929.40	9.1	26.7	35.8	61.7	582.5	Horizontal

Field Strength of Spurious Emissions						
Average Value						
Frequency MHz	Measured Level @3m dBμV/m	Correction Factor dBμV/m	Field Strength dBμV/m	Field Strength μV/m	Limit @3m μV/m	E-Field Polarity
+ 1239.20	< 1.0	32.2	< 33.2	< 45.7	500.0	Vertical
+ 1549.00	< 1.0	38.8	< 39.8	< 97.7	500.0	Vertical
1858.80	< 1.0	17.4	< 18.4	< 8.3	582.5	Vertical
2168.60	< 1.0	17.2	< 18.2	< 8.1	582.5	Vertical
2478.40	< 1.0	18.8	< 19.8	< 9.8	582.5	Vertical
+ 2788.20	< 1.0	19.7	< 20.7	< 10.8	500.0	Vertical
3098.00	< 1.0	20.6	< 21.6	< 12.0	582.5	Vertical

Remarks:

*: Adjusted by Duty Cycle = -7.3dB

FCC Limit for Average Measurement = $41.6667(309.8\text{MHz}) - 7083.3333 = 5,825.01036\mu\text{V/m}$
 +: Denotes restricted band of operation.
 Measurements were made using a peak detector. Any emission less than 1000 MHz and falling within the restricted bands of FCC Rules Part 15 Section 15.205 were not adjusted for averaging and the limit of FCC Rules Part 15 Section 15.209 were applied

Correction Factor included Antenna Factor and Cable Attenuation.

Calculated measurement uncertainty : 30MHz to 1GHz ±4.1dB

香港新界大埔工業村大宏街 10 號

10 Dai Wang Street, Taipo Industrial Estate, N.T., Hong Kong

Tel: (852) 2666 1888 Fax: (852) 2664 4353 Homepage: www.hkstc.org E-mail: hkstc@hkstc.org
 For full text of "Conditions of Issuance of Test Report", please refer to overleaf or refer to the website of
 STC: www.hkstc.org (the section "Application and Quotation").



香港標準及檢定中心
Hong Kong Standards and Testing Centre

Date : 2004-12-23

TEST REPORT

Page 11 of 20

No. : HM153020

Limits for Radiated Emissions [FCC 47 CFR 15.209 Class B]:

Frequency Range [MHz]	Quasi-Peak Limits [$\mu\text{V/m}$]
30-88	100
88-216	150
216-960	200
Above 960	500

The emission limits shown in the above table are based on measurement employing a CISPR quasi-peak detector and above 1000MHz are based on measurements employing an average detector.

Results :

Radiated Emissions Quasi-Peak						
Frequency MHz	Measured Level @3m dB $\mu\text{V/m}$	Correction Factor dB $\mu\text{V/m}$	Field Strength dB $\mu\text{V/m}$	Field Strength $\mu\text{V/m}$	Limit @3m $\mu\text{V/m}$	E-Field Polarity
NO EMISSION DETECTED WITHIN 20dB OF THE FCC LIMITS						

Remarks:

Correction Factor included Antenna Factor and Cable Attenuation.

Calculated measurement uncertainty : 30MHz to 1GHz $\pm 4.1\text{dB}$

香港新界大埔工業村大宏街 10 號

10 Dai Wang Street, Taiipo Industrial Estate, N.T., Hong Kong

Tel: (852) 2666 1888 Fax: (852) 2664 4353 Homepage: www.hkstc.org E-mail: hkstc@hkstc.org
For full text of "Conditions of Issuance of Test Report", please refer to overleaf or refer to the website of
STC: www.hkstc.org (the section "Application and Quotation").



香港標準及檢定中心
Hong Kong Standards and Testing Centre

Date : 2004-12-23

TEST REPORT

Page 12 of 20

No. : HM153020

3.1.1 Conducted Emissions (0.15MHz to 30MHz)

Test Requirement:	FCC 47CFR 15.107
Test Method:	ANSI C63.4:2003
Test Date:	N/A
Mode of Operation:	N/A

Results: N/A

The EUT is operated by a single source of internal battery power [located in the battery compartment], therefore power line conducted emission was deemed unnecessary.

香港新界大埔工業村大宏街 10 號

10 Dai Wang Street, Taipo Industrial Estate, N.T., Hong Kong

Tel: (852) 2666 1888 Fax: (852) 2664 4353 Homepage: www.hkstc.org E-mail: hkstc@hkstc.org
For full text of "Conditions of Issuance of Test Report", please refer to overleaf or refer to the website of
STC: www.hkstc.org (the section "Application and Quotation").



香港標準及檢定中心
Hong Kong Standards and Testing Centre

Date : 2004-12-23

TEST REPORT

Page 13 of 20

No. : HM153020

3.2 20dB Bandwidth of Fundamental Emission

Test Requirement:	FCC 47 CFR 15.231a
Test Method:	ANSI C63.4:2003 (Section 13.1.7)
Test Date:	2004-12-20
Mode of Operation:	On mode

Test Method:

The bandwidth is measured at an amplitude level reduced from the reference level by a specified ratio. The reference level is the level of the highest amplitude signal observed from the transmitter at the fundamental frequency. Once the reference level is established, the equipment is conditioned with typical modulating signal to produce the worst-case (i.e. the widest) bandwidth.

Test Setup:

As Test Setup of clause 3.1.1 in this test report.

香港新界大埔工業村大宏街 10 號

10 Dai Wang Street, Taiipo Industrial Estate, N.T., Hong Kong

Tel: (852) 2666 1888 Fax: (852) 2664 4353 Homepage: www.hkstc.org E-mail: hkstc@hkstc.org
For full text of "Conditions of Issuance of Test Report", please refer to overleaf or refer to the website of
STC: www.hkstc.org (the section "Application and Quotation").



香港標準及檢定中心
Hong Kong Standards and Testing Centre

Date : 2004-12-23

TEST REPORT

Page 14 of 20

No. : HM153020

Limits for 20 dB Bandwidth of Fundamental Emission:

Frequency Range [MHz]	20dB Bandwidth [KHz]	FCC Limits * [KHz]
309.8	70	774.5

*: FCC Limit for Bandwidth measurement = (0.25%)(Center Frequency)
=(0.0025)(309.8)
=774.5KHz

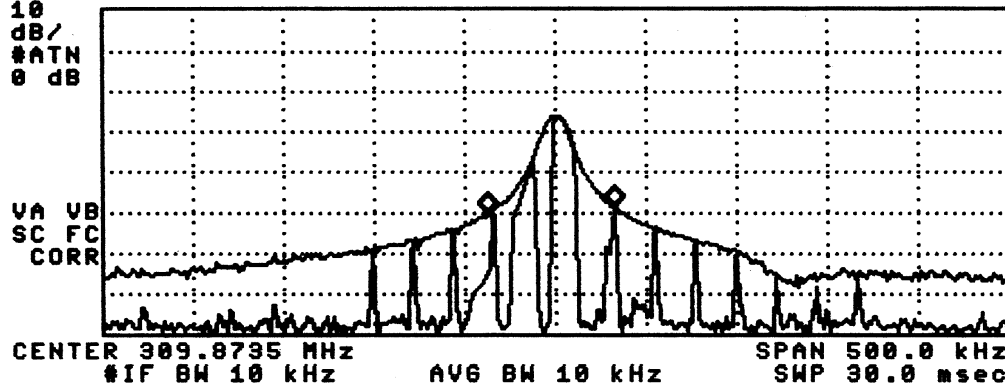
20dB Bandwidth of Fundamental Emission

1/2

MARKER Δ
70.0 kHz
1.45 dB

ACTV DET: PEAK
MEAS DET: PEAK QP AVG
MKRΔ 70.0 kHz
1.45 dB

LOG REF 79.0 dBμV
10
dB/
#ATTN
0 dB



香港新界大埔工業村大宏街 10 號

10 Dai Wang Street, Taiipo Industrial Estate, N.T., Hong Kong

Tel: (852) 2666 1888 Fax: (852) 2664 4353 Homepage: www.hkstc.org E-mail: hkstc@hkstc.org
For full text of "Conditions of Issuance of Test Report", please refer to overleaf or refer to the website of
STC: www.hkstc.org (the section "Application and Quotation").



香港標準及檢定中心
Hong Kong Standards and Testing Centre

Date : 2004-12-23

TEST REPORT

Page 15 of 20

No. : HM153020

Appendix A

List of Measurement Equipment

Radiated Emission

EQP NO.	DESCRIPTION	MANUFACTURER	MODEL NO.	SERIAL NO.	LAST CAL
EM007	SPECTRUM ANALYZER	HEWLETT PACKARD	HP85660B	3144A21192	15/06/04
EM008	SPECTRUM ANALYZER DISPLAY	HEWLETT PACKARD	HP85662A	3144A20514	15/06/04
EM009	QUASI PEAK ADAPTOR	HEWLETT PACKARD	HP85650A	3303A01702	15/06/04
EM010	RF PRESELECTOR	HEWLETT PACKARD	HP85685A	3221A01410	15/06/04
EM011	ATTENUATOR/SWITCH	HEWLETT PACKARD	HP11713A	2508A10595	15/06/04
EM012	PRE-AMPLIFIER	HEWLETT PACKARD	HP8449B	3008A00262	15/06/04
EM013	CONTROLLER (COMPUTER), COLOR MONITOR, KEYBOARD & MOUSE FLOPPY DRIVE	HEWLETT PACKARD HEWLETT PACKARD HEWLETT PACKARD	HP9000 HP A1097C HP9133L	6226A60314 3151J39517 2623A02468	15/06/04
EM020	HORN ANTENNA	EMCO	3115	4032	15/06/04
EM022	LOOP ANTENNA	EMCO	6502	1189-2424	04/08/00
EM072	SIGNAL GENERATOR	HEWLETT PACKARD	8640B	1948A11892	N/A
EM083	HKSTC OPEN AREA TEST SITE	HKSTC	N/A	N/A	08/11/02
EM131	PORTABLE SPECTRUM ANALYSER	HEWLETT PACKARD	8595EM	3710A00155	13/01/04
EM145	EMI TEST RECEIVER	R & S	ESCS 30	830245/021	02/08/03
EM219	BICONILOG ANTENNA	EMCO	3142C	00029071	28/10/03
EM195	ANTENNA POSITIONING MAST	EMCO	2075	2368	N/A
EM196	MULTI-DEVICE CONTROLLER	EMCO	2090	1662	N/A

Conducted Emission

EQP NO.	DESCRIPTION	MANUFACTURER	MODEL NO.	SERIAL NO.	LAST CAL
EM078	VARIAC	SHANGHAI VOLTAGE	TDGC-3/0.5	N/A	CM
EM081	SMALL SCREENED ROOM	MIKO INST HK	N/A	N/A	17/10/03
EM119	LISN	R & S	ESH3-Z5	0831.5518.52	01/10/02
EM127	ISOLATION TRANSFORMER 220 TO 300	WING SUN	N/A	N/A	CM
EM142	PULSES LIMITER	R & S	ESH3Z2	357.8810.52	07/07/03
EM181	EMI TEST RECEIVER	R & S	ESIB7	100072	06/01/04
EM154	SHIELDING ROOM	SIEMENA MATSUSHITA COMPONENTS	N/A	803-740-057- 99A	17/10/03
EM197	LISN	EMCO	4825/2	1193	08/04/03

Remarks:

CM Corrective Maintenance
N/A Not Applicable or Not Available
TBD To Be Determined

香港新界大埔工業村大宏街 10 號

10 Dai Wang Street, Taiipo Industrial Estate, N.T., Hong Kong

Tel: (852) 2666 1888 Fax: (852) 2664 4353 Homepage: www.hkstc.org E-mail: hkstc@hkstc.org
For full text of "Conditions of Issuance of Test Report", please refer to overleaf or refer to the website of
STC: www.hkstc.org (the section "Application and Quotation").



香港標準及檢定中心
Hong Kong Standards and Testing Centre

Date : 2004-12-23

TEST REPORT

Page 16 of 20

No. : HM153020

Appendix B

Duty Cycle Correction During 100msec

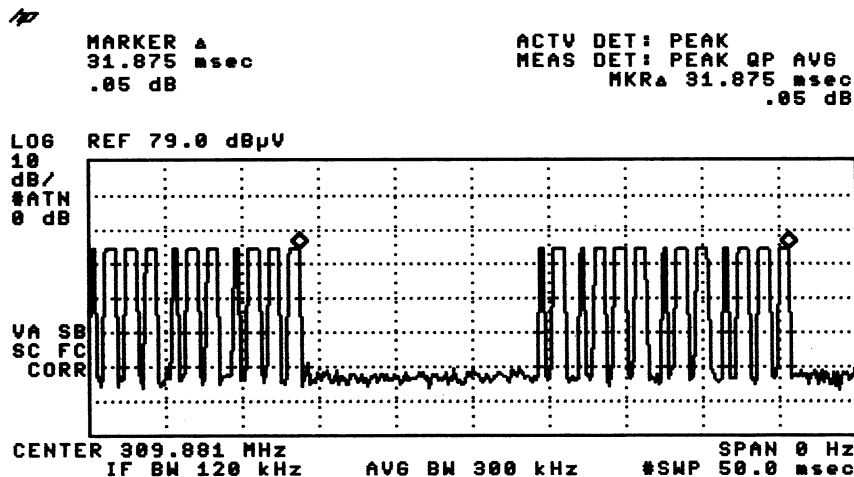
Each function key sends a different series of characters, but each packet period (31.875msec) never exceeds a series of 13 long (750µsec) and short (300µsec) pulses. Assuming any combination of short and long pulses may be obtained due to encoding the worst case transmit duty cycle would be considered $13 \times 750\mu\text{sec}$ per 31.875msec = 43.1% duty cycle. Figure A through C show the characteristics of the pulses train for one of these functions.

Remarks:

Duty Cycle Correction = $20\text{Log}(0.431) = -7.3\text{dB}$

The following figures [Figure A to Figure C] showed the characteristics of the pulse train for one of these functions.

Figure A [Pulse Train]



香港新界大埔工業村大宏街 10 號

10 Dai Wang Street, Taipo Industrial Estate, N.T., Hong Kong

Tel: (852) 2666 1888 Fax: (852) 2664 4353 Homepage: www.hkstc.org E-mail: hkstc@hkstc.org
For full text of "Conditions of Issuance of Test Report", please refer to overleaf or refer to the website of
STC: www.hkstc.org (the section "Application and Quotation").



香港標準及檢定中心
Hong Kong Standards and Testing Centre

Date : 2004-12-23

TEST REPORT

Page 17 of 20

No. : HM153020

Figure B [Long Pulse]

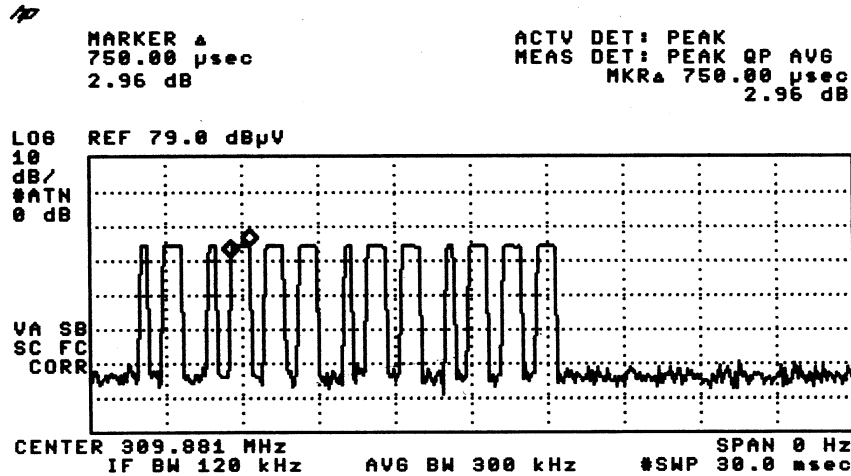
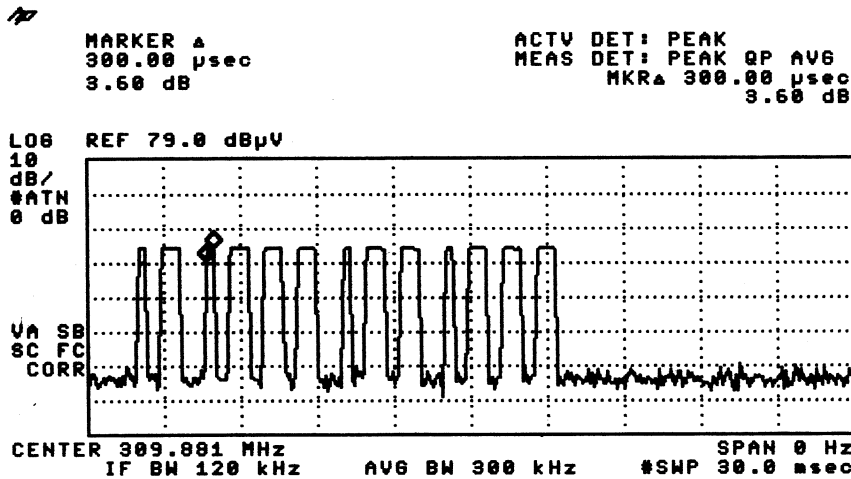


Figure C [Short Pulse]



香港新界大埔工業村大宏街 10 號

10 Dai Wang Street, Taipo Industrial Estate, N.T., Hong Kong

Tel: (852) 2666 1888 Fax: (852) 2664 4353 Homepage: www.hkstc.org E-mail: hkstc@hkstc.org
For full text of "Conditions of Issuance of Test Report", please refer to overleaf or refer to the website of
STC: www.hkstc.org (the section "Application and Quotation").



香港標準及檢定中心
Hong Kong Standards and Testing Centre

Date : 2004-12-23
No. : HM153020

TEST REPORT

Page 18 of 20

Appendix C

Periodic Operation [FCC 47CFR 15.231a]

According to FCC 47CFR15.231a. A transmitter manually activated must automatically deactivate within not more than 5 seconds of being released. The transmitter is a 1 button transmitter. The EUT continues to transmit while the button is being pressed. The EUT ceases transmission almost immediately upon being released and appears to finish the current packet being transmitted. Therefore the longest period of time the transmitter should take to deactivate is a packet length.

香港新界大埔工業村大宏街 10 號

10 Dai Wang Street, Tai Po Industrial Estate, N.T., Hong Kong
Tel: (852) 2666 1888 Fax: (852) 2664 4353 Homepage: www.hkstc.org E-mail: hkstc@hkstc.org
For full text of "Conditions of Issuance of Test Report", please refer to overleaf or refer to the website of
STC: www.hkstc.org (the section "Application and Quotation").



香港標準及檢定中心
Hong Kong Standards and Testing Centre

Date : 2004-12-23

TEST REPORT

Page 19 of 20

No. : HM153020

Appendix D

Photographs of EUT

Front View of the product



Rear View of the product



Inner Circuit Top View



Inner Circuit Bottom View



香港新界大埔工業村大宏街 10 號

10 Dai Wang Street, Taiipo Industrial Estate, N.T., Hong Kong

Tel: (852) 2666 1888 Fax: (852) 2664 4353 Homepage: www.hkstc.org E-mail: hkstc@hkstc.org
For full text of "Conditions of Issuance of Test Report", please refer to overleaf or refer to the website of
STC: www.hkstc.org (the section "Application and Quotation").



香 港 標 準 及 檢 定 中 心
Hong Kong Standards and Testing Centre

Date : 2004-12-23

No. : HM153020

TEST REPORT

Page 20 of 20

Photographs of EUT

Measurement of Radiated Emission Test Set Up



***** End of Test Report *****

香港新界大埔工業村大宏街 10 號

10 Dai Wang Street, Taiipo Industrial Estate, N.T., Hong Kong

Tel: (852) 2666 1888 Fax: (852) 2664 4353 Homepage: www.hkstc.org E-mail: hkstc@hkstc.org

For full text of "Conditions of Issuance of Test Report", please refer to overleaf or refer to the website of
STC: www.hkstc.org (the section "Application and Quotation").