

# **BT-V10 User Manual**

## ***Wireless Stereo Headset Portable Stereo Transmitter***

---

Operating Instructions

**YOGA ELECTRONICS CO.,TD.**

4F,No.21,Alley 10,Lane 321,Sin Min Road., Nei Hu, Taipei, Taiwan

Tel.(886)2-2791-8211 Fax.(886)2-2792-1443 e-mail:yoga1985@yoga.com.tw

## WARNING

These operating instructions include the important operating and handling precautions. Read these instructions carefully to ensure that you will operate the unit correctly.

To reduce the risk of fire or electric shock, do not expose this apparatus to rain or moisture.

To reduce the risk of electrical shock, do not open the cabinet. Refer servicing to qualified personnel only.

Do not install the appliance in a confined space, such as a bookcase or built-in cabinet.

To reduce the risk of fire, do not cover the ventilation of the apparatus with newspapers, tablecloths, curtains, etc. And do not place lighted candles on the apparatus.

To reduce the risk of fire or electric shock, do not place objects filled with liquids, such as vases, on the apparatus and use only the supplied USB cable when you charge apparatus.

To reduce the risk of fire, electric shock or injury, stop using this unit if you experience abnormal odor, heat generation, change in color, or change in shape while using or charging the unit.

Use with caution near the electric devices such as hearing aids, implantable cardioverter pacemaker, implantable cardioverter defibrillator, other medical electric devices, fire alarm, automatic door, and other automatic control devices. It may cause errors by the signal.

## CAUTION

The user is cautioned that changes and modifications made to the equipment without the approval of manufacturer could void the user's authority to operate this equipment.

Notes: This equipment has been tested and found to comply with the limits for a Class B Digital device, pursuant to part 15 of the FCC Rules. These limits are designed to provide reasonable protection against harmful interference in a residential installation.

This equipment generates, uses and can radiate radio frequency energy and, if not installed and used in accordance with the instructions, may cause harmful interference to radio communications.

However, there is no guarantee that interference to radio or television reception, which can be determined by turning the equipment off and on, the user is encouraged to try to correct the interference by one or more of the following measures:

- Reorient or relocate the receiving antenna
- Increase the separation between the equipment and receiver
- Connect the equipment into an outlet on a circuit different from that to which the receiver is connected.
- Consult the dealer or an experienced radio/TV technician for help

### FCC Warning

- This device complies with part 15 of the FCC Rules. Operation is subject to the following two conditions:
  - (1) This device may not cause harmful interference,
  - And (2) this device must accept any interference received, including interference
- Received, including interference that may cause undesired operation.

### Must add FCC NOTE:

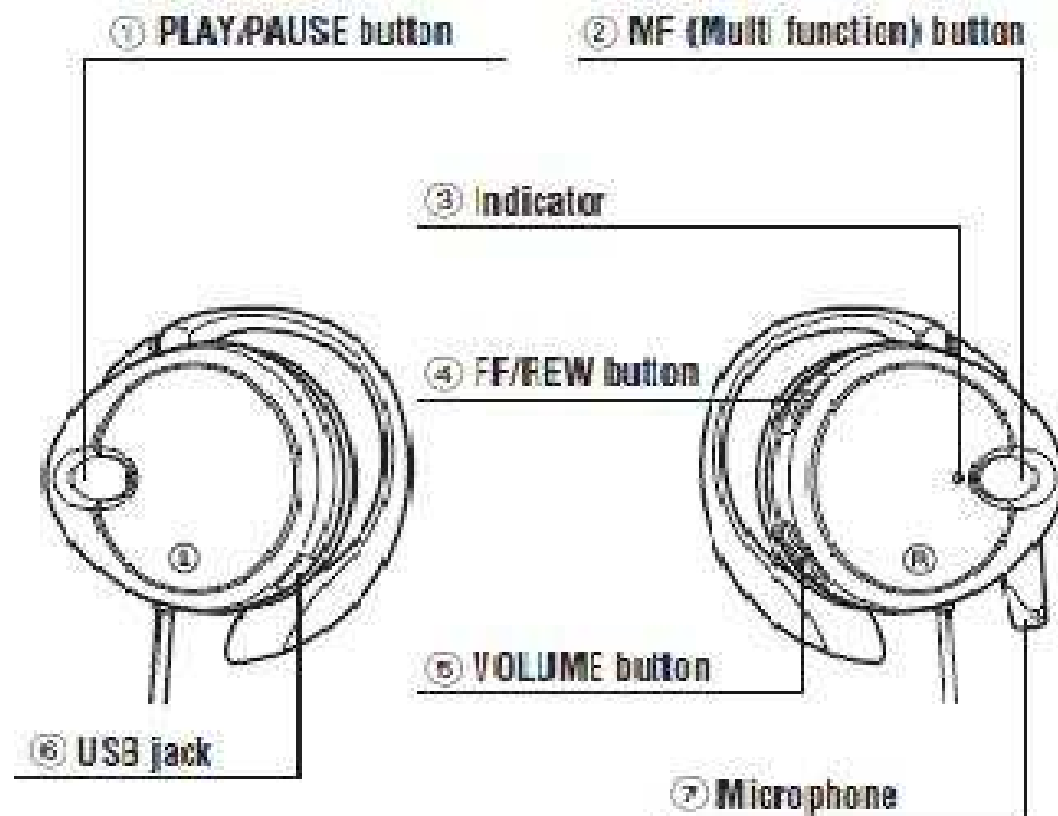
THE MANUFACTURER IS NOT RESPONSIBLE FOR ANY RADIO OR TV INTERFERENCE CAUSED BY UNAUTHORIZED MODIFICATIONS TO THIS EQUIPMENT. SUCH MODIFICATIONS COULD VOID THE USER'S AUTHORITY TO OPERATE THE EQUIPMENT.

## YOGA ELECTRONICS CO.,TD.

4F,No.21,Alley 10,Lane 321,Sin Min Road., Nei Hu, Taipei, Taiwan

Tel.(886)2-2791-8211 Fax.(886)2-2792-1443 e-mail:yoga1985@yoga.com.tw

## Location and Function of Parts



- ① **PLAY/PAUSE button**  
Switches between playing music and pause.
- ② **MF (Multi function) button**  
Controls various call functions.  
Power ON/OFF
- ③ **Indicator**  
Indicates the power status of the unit.
- ④ **FF/REW Button**  
Use for fast forwarding and rewinding music.
- ⑤ **Volume Button**  
Controls the volume.
- ⑥ **USB jack**  
Use for USB cable for charging.
- ⑦ **Microphone**

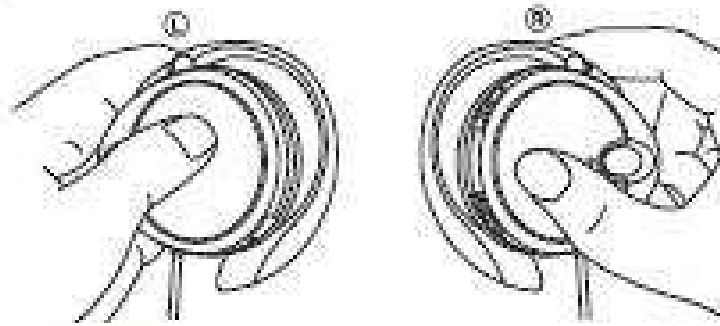
**YOGA ELECTRONICS CO.,TD.**

4F,No.21,Alley 10,Lane 321,Sin Min Road., Nei Hu, Taipei, Taiwan

Tel.(886)2-2791-8211 Fax.(886)2-2792-1443 e-mail:yoga1985@yoga.com.tw

---

## Wearing the headset

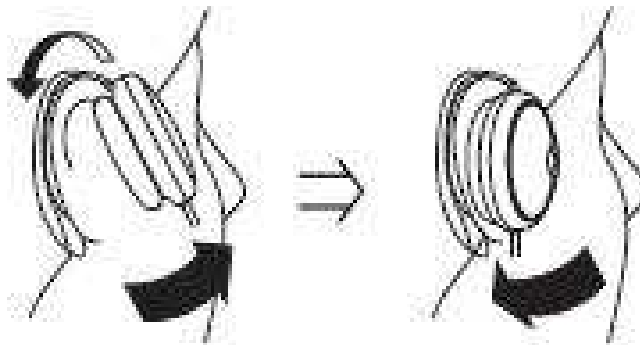


### Note

Do not pull out the neck cord forcibly.

Hook the hanger section around the top of ear and ensure that it is covered by the ear pad.

Wear the housing marked R in your right ear and the one marked L in your left ear.



Make sure that you wear the headset firmly.

**Notice :** The changes or modifications not expressly approved by the party responsible for compliance could void the user's authority to operate the equipment.

**IMPORTANT NOTE:** To comply with the FCC RF exposure compliance requirements, no change to the antenna or the device is permitted. Any change to the antenna or the device could result in the device exceeding the RF exposure requirements and void user's authority to operate the device.

# FCC INFORMATION

The Federal Communication Commission Radio Frequency Interference Statement includes the following paragraph:

The equipment has been tested and found to comply with the limits for a Class B Digital Device, pursuant to part 15 of the FCC Rules. These limits are designed to provide reasonable protection against harmful interference in a residential installation. This equipment generates, uses and can radiate radio frequency energy and, if not installed and used in accordance with the instruction, may cause harmful interference to radio communication. However, there is no grantee that interference will not occur in a particular installation. If this equipment does cause harmful interference to radio or television reception, which can be determined by turning the equipment off and on, the user is encouraged to try to correct the interference by one or more of the following measures:

- Reorient or relocate the receiving antenna.
- Increase the separation between the equipment and receiver.
- Connect the equipment into an outlet on a circuit different from that to which the receiver is connected.
- Consult the dealer or an experienced radio/TV technician for help.

The user should not modify or change this equipment without written approval from **YOGA ELECTRONICS CO.,TD.** Modification could void authority to use this equipment.

## **YOGA ELECTRONICS CO.,TD.**

4F,No.21,Alley 10,Lane 321,Sin Min Road., Nei Hu, Taipei, Taiwan

Tel.(886)2-2791-8211      Fax.(886)2-2792-1443      e-mail:yoga1985@yoga.com.tw