

48452 TALKMAN OPERATION INSTRUCTIONS

一. HOW TO OPERATION

- 1.OPEN THE BATTERY DOOR AND INSERT ONE "9-VOLT" BATTERY AS INDICATED IN FIG .1.
- 2.SET WORKING BY USING "VOLUME CONTROL POWER ON/OFF"
- 3.ADJUST THE HEADBAND AND BOOM MIC AS INDICATED IN FIG .2.
- 4.WHEN TRANSMITTING, SPEAK CLEALY IN A NORMAL VOICE.

二. CAUTION:

- 1.WHEN THE SOUND BECOME WEAK IT IS TIME TO CHANGE THE BATTERY.
- 2.AFTER USE ALWAYS TURN POWER TO "OFF" POSITION.
- 3.KEEP YAUH HAND-FREE DUPLEX COMMUNICATOR IN A DRY AND CLEAN PLACE.

NOTE: THE MANUFACTURE IS NOT RESPONSIBLE FOR ANY UNAUTHORIZED MODIFICATIONS TO THIS EQUIPMENT, SUCH MODIFICATIONS COULD VOID THE USER'S AUTHORITY.

DSI (HK) LTD.
FCC ID: KNZ-48452
EXHIBIT #: CeA

FIG.1

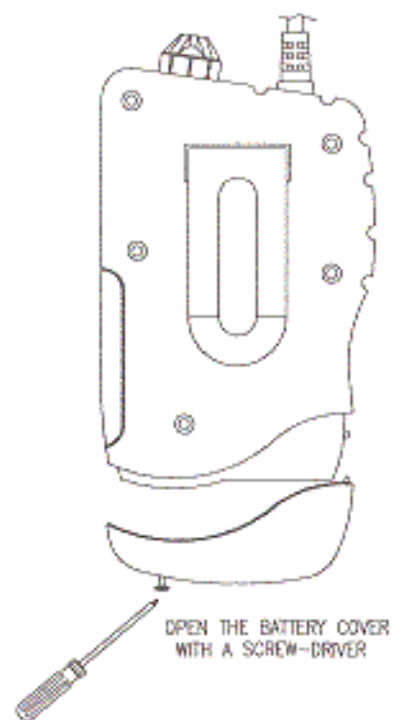
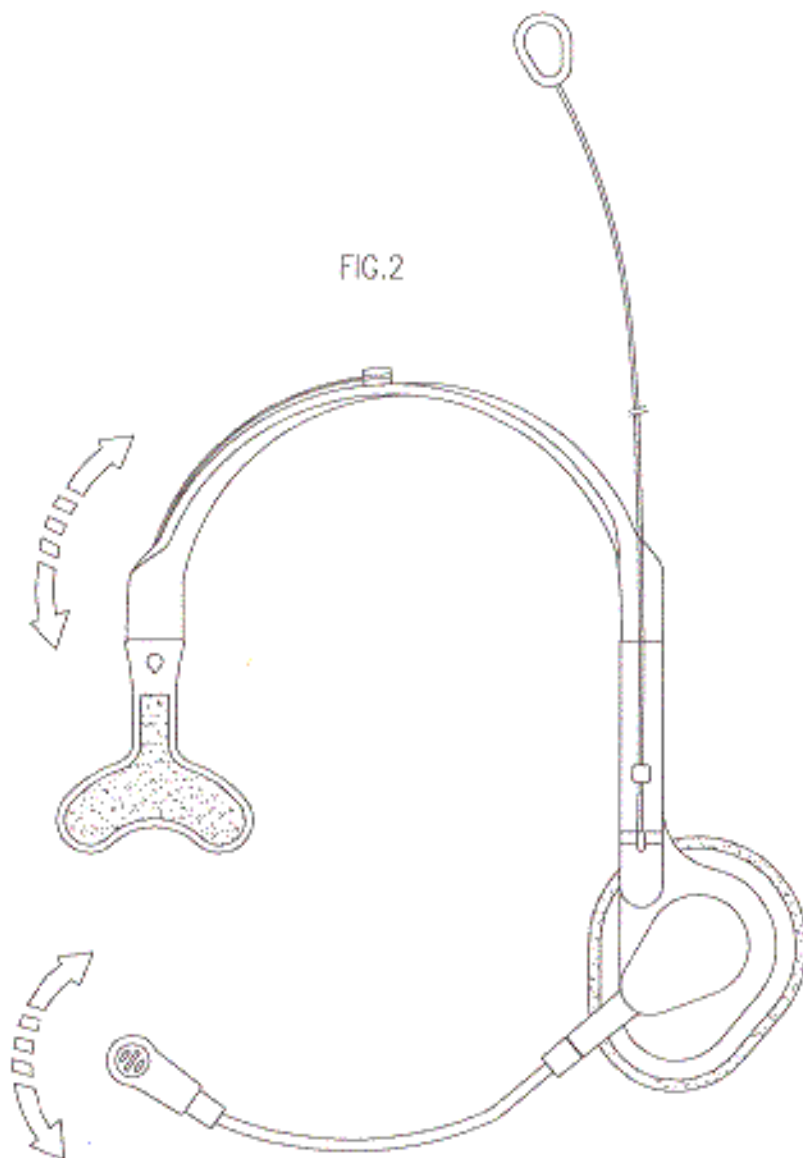
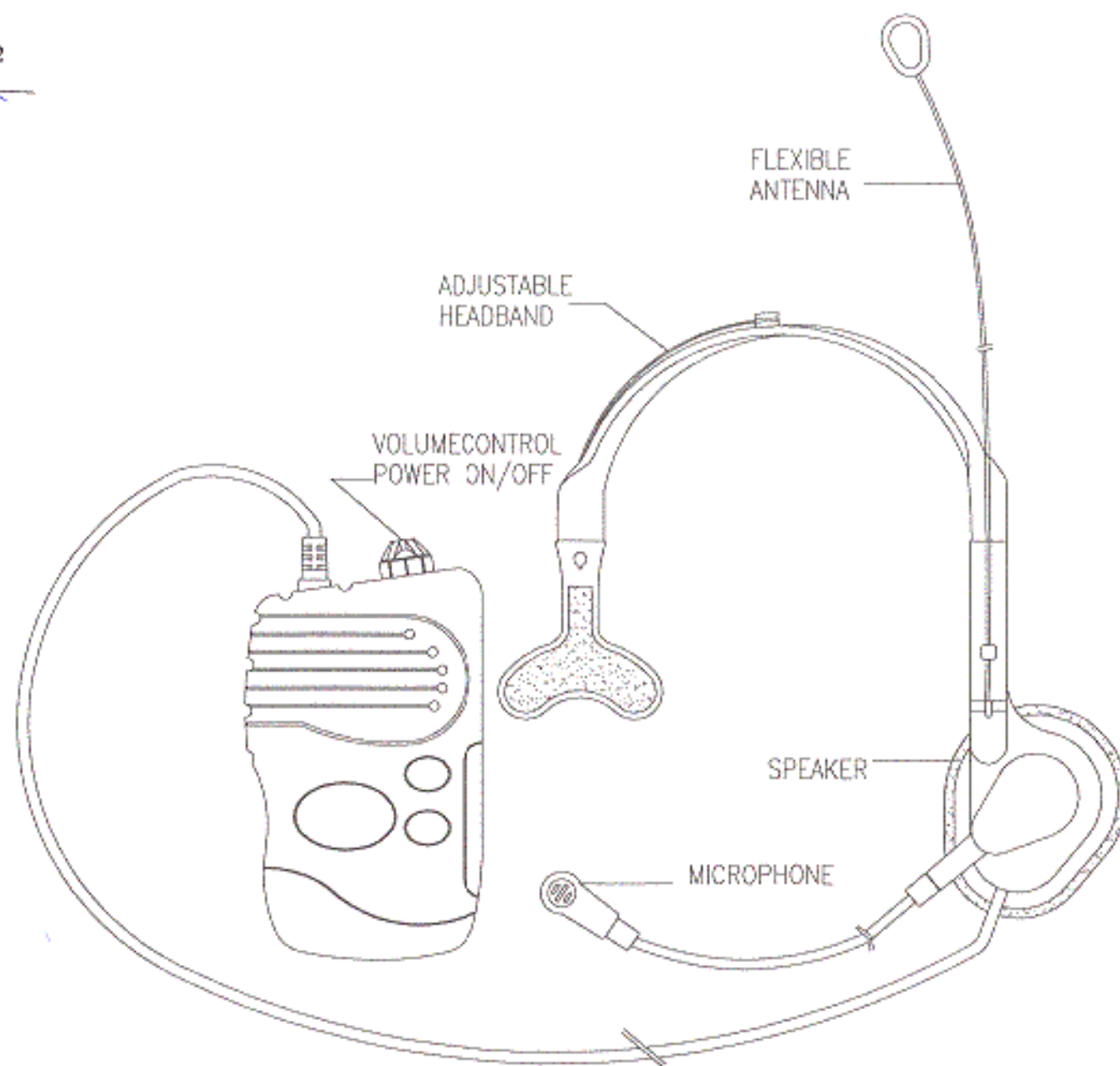


FIG.2



DSI (HK) LTD.
FCC ID: KNZ-48452
EXHIBIT #: 62



LOYAL TECHNOLOGY CO., LTD

DSI 48452 TALKMAN SPECIFICATION

(1) OPERATION VOLTAGE : DC 9V (6F22 X 1)

(2) MAXIMUM CURRENT : 35MA

(3) MAXIMUM OUTPUT POWER : 3MW

(4) OPERATION FREQUENCY : 72.100 / 72.900 MHZ

DSI (HK) LTD.
FCC ID: KNZ-48452
EXHIBIT #: 61