




INSTRUCTIONS / NOTES		
1	DIMENSION	3.90" (W) X 2.00" (H); SHARP RADIUS
2	MATERIAL	GE: 8B35, LEXAN, 7 MIL THICK, TEXTURED SURFACE
3	ADHESIVE	3M: 468 MP, 5 MIL ADHESIVE, APPLY TO BACK SIDE
4	BKGND FLOOD	COLOR: WHITE
5	LOGO/TEXT	COLOR: BLACK





FX 19.2 – Long Range Transmitter 2 - 3.6V --- 750mA Max


This device complies with Part 15 of the FCC Rules. Operation is subject to the following two conditions: (1) this device may not cause harmful interference, and (2) this device must accept any interference received, including interference that may cause undesired operation.




800-288-3610 or 425-251-0559
www.digitrak.com
450-0041-00-A



ARBN
090 007 962
IC: 2213A-0624192
FCC ID: KKG0624192
Complies with IEC 61010-1
19.2kHz Frequency



TITLEBLOCK: SIZE 8.5X11 (LETTER)	MN		07-06-10		INITIAL PRODUCTION RELEASE					A					
	BY		DATE		DESCRIPTION							REV			
THIS DRAWING IS CONFIDENTIAL AND IS SUPPLIED ON THE UNDERSTANDING THAT IT IS NOT SHOWN TO OTHER PERSONS OR COMPANIES WITHOUT WRITTEN CONSENT OF DIGITAL CONTROL INCORPORATED	APPROVAL		AH		TOLERANCES (STANDARD UNITS UNLESS OTHERWISE SPECIFIED)							TITLE DIGITRAK F SERIES, 19.2KHZ LONG RANGE TRANSMITTER LABEL		SHEET	
	APPROVAL		SF											1 / 1	
	DRAFTER		MN		DECIMAL .X ±.030 FRACTIONS ±1/32 .XX ±.010 .XXX ±.005 ANGLES ± 1°				19625 62ND AVE SOUTH, SUITE B103 KENT, WA 98032, WWW.DIGITRAK.COM 425-251-0701 · 425-251-0702 FAX			DRAWING NO. 450-0041-00		REV	
	ENGINEER		MN											A	


FX 19.2 External Photos with Label



FX 19.2 Side 1



FX 19.2 Side 2



FX 19.2 Rear End

FX 19.2 Front End