

## Internal Photographs of Tested E.U.T.



Figure 1 Front Cover Internal View



Figure 2 Rear Cover Internal View




Figure 3 PCB Side 1




Figure 4 PCB Side 2





Figure 5 PCB Side In Plastic Cover Side 1




Figure 6 PCB Side In Plastic Cover Side 2



**Figure 7 PCB In Plastic Cover In Case**



**Figure 8 Battery Unit Side 1**



**Figure 9 Battery Unit Side 2**