

#21 GSM850_GPRS8_Front Face_1cm_Ch128

DUT: 0D0736

Communication System: GSM850; Frequency: 824.2 MHz; Duty Cycle: 1:8.3

Medium: MSL_850_110120 Medium parameters used: $f = 824.2$ MHz; $\sigma = 0.987$ mho/m; $\epsilon_r = 56$; $\rho = 1000$ kg/m³

Ambient Temperature : 22.5 °C ; Liquid Temperature : 21.5 °C

DASY4 Configuration:

- Probe: ET3DV6 - SN1787; ConvF(6.12, 6.12, 6.12); Calibrated: 2010/5/18
- Sensor-Surface: 4mm (Mechanical Surface Detection)
- Electronics: DAE4 Sn778; Calibrated: 2010/10/22
- Phantom: SAM-Left; Type: QD 000 P40 C; Serial: TP-1477
- Measurement SW: DASY4, V4.7 Build 80; Postprocessing SW: SEMCAD, V1.8 Build 186

Ch128/Area Scan (41x81x1): Measurement grid: dx=15mm, dy=15mm

Maximum value of SAR (interpolated) = 0.732 mW/g

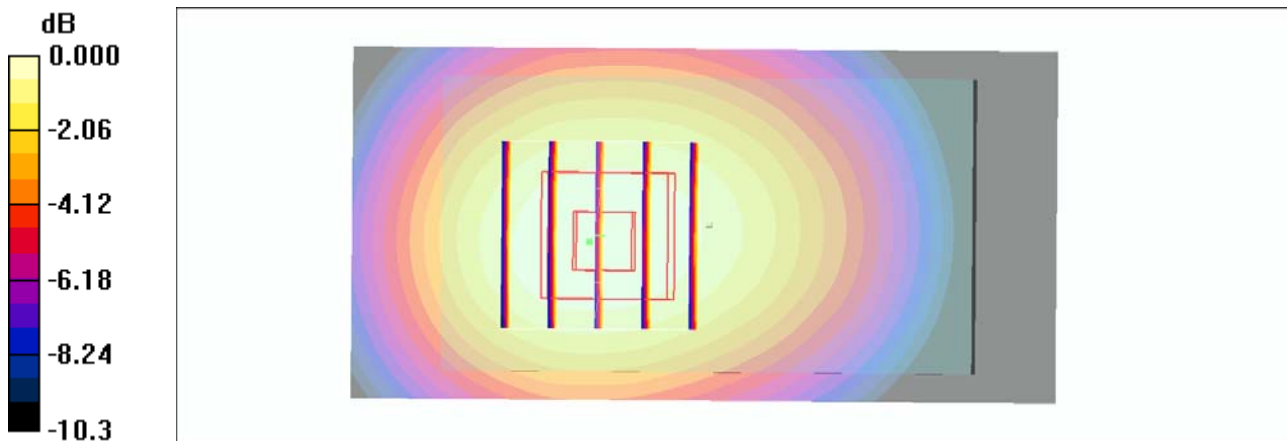
Ch128/Zoom Scan (5x5x7)/Cube 0: Measurement grid: dx=8mm, dy=8mm, dz=5mm

Reference Value = 26.3 V/m; Power Drift = -0.102 dB

Peak SAR (extrapolated) = 0.893 W/kg

SAR(1 g) = 0.686 mW/g; SAR(10 g) = 0.488 mW/g

Maximum value of SAR (measured) = 0.728 mW/g



0 dB = 0.728mW/g

#22 GSM850_GPRS8_Rear Face_1cm_Ch128

DUT: 0D0736

Communication System: GSM850; Frequency: 824.2 MHz; Duty Cycle: 1:8.3

Medium: MSL_850_110120 Medium parameters used: $f = 824.2$ MHz; $\sigma = 0.987$ mho/m; $\epsilon_r = 56$; $\rho = 1000$ kg/m³

Ambient Temperature : 22.6 °C ; Liquid Temperature : 21.5 °C

DASY4 Configuration:

- Probe: ET3DV6 - SN1787; ConvF(6.12, 6.12, 6.12); Calibrated: 2010/5/18
- Sensor-Surface: 4mm (Mechanical Surface Detection)
- Electronics: DAE4 Sn778; Calibrated: 2010/10/22
- Phantom: SAM-Left; Type: QD 000 P40 C; Serial: TP-1477
- Measurement SW: DASY4, V4.7 Build 80; Postprocessing SW: SEMCAD, V1.8 Build 186

Ch128/Area Scan (41x81x1): Measurement grid: dx=15mm, dy=15mm

Maximum value of SAR (interpolated) = 1.40 mW/g

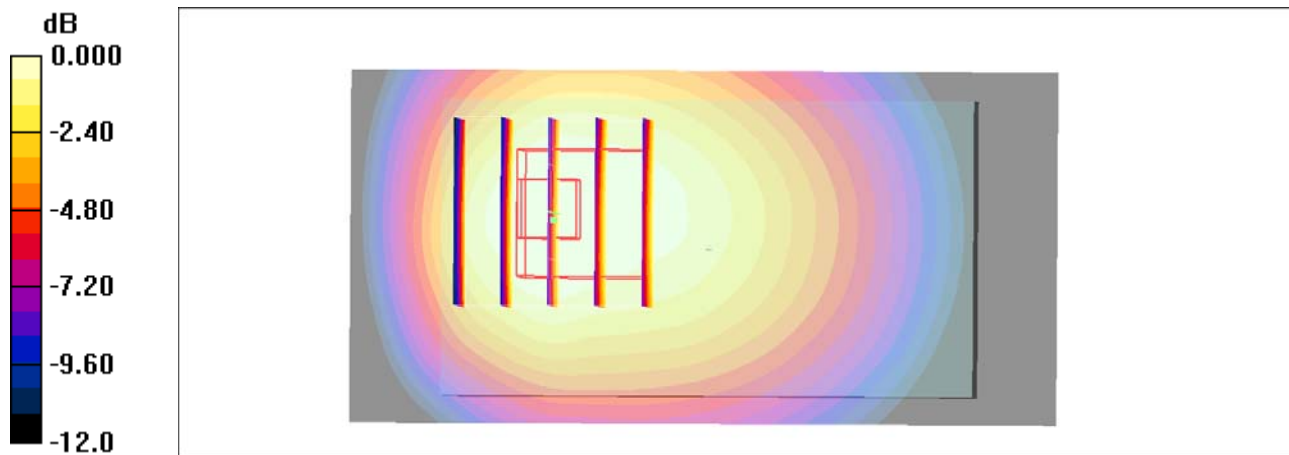
Ch128/Zoom Scan (5x5x7)/Cube 0: Measurement grid: dx=8mm, dy=8mm, dz=5mm

Reference Value = 32.9 V/m; Power Drift = -0.012 dB

Peak SAR (extrapolated) = 1.76 W/kg

SAR(1 g) = 1.21 mW/g; SAR(10 g) = 0.856 mW/g

Maximum value of SAR (measured) = 1.28 mW/g



0 dB = 1.28mW/g

#22 GSM850_GPRS8_Rear Face_1cm_Ch128_2D

DUT: 0D0736

Communication System: GSM850; Frequency: 824.2 MHz; Duty Cycle: 1:8.3

Medium: MSL_850_110120 Medium parameters used: $f = 824.2$ MHz; $\sigma = 0.987$ mho/m; $\epsilon_r = 56$; $\rho = 1000$ kg/m³

Ambient Temperature : 22.6 °C ; Liquid Temperature : 21.5 °C

DASY4 Configuration:

- Probe: ET3DV6 - SN1787; ConvF(6.12, 6.12, 6.12); Calibrated: 2010/5/18
- Sensor-Surface: 4mm (Mechanical Surface Detection)
- Electronics: DAE4 Sn778; Calibrated: 2010/10/22
- Phantom: SAM-Left; Type: QD 000 P40 C; Serial: TP-1477
- Measurement SW: DASY4, V4.7 Build 80; Postprocessing SW: SEMCAD, V1.8 Build 186

Ch128/Area Scan (41x81x1): Measurement grid: dx=15mm, dy=15mm

Maximum value of SAR (interpolated) = 1.40 mW/g

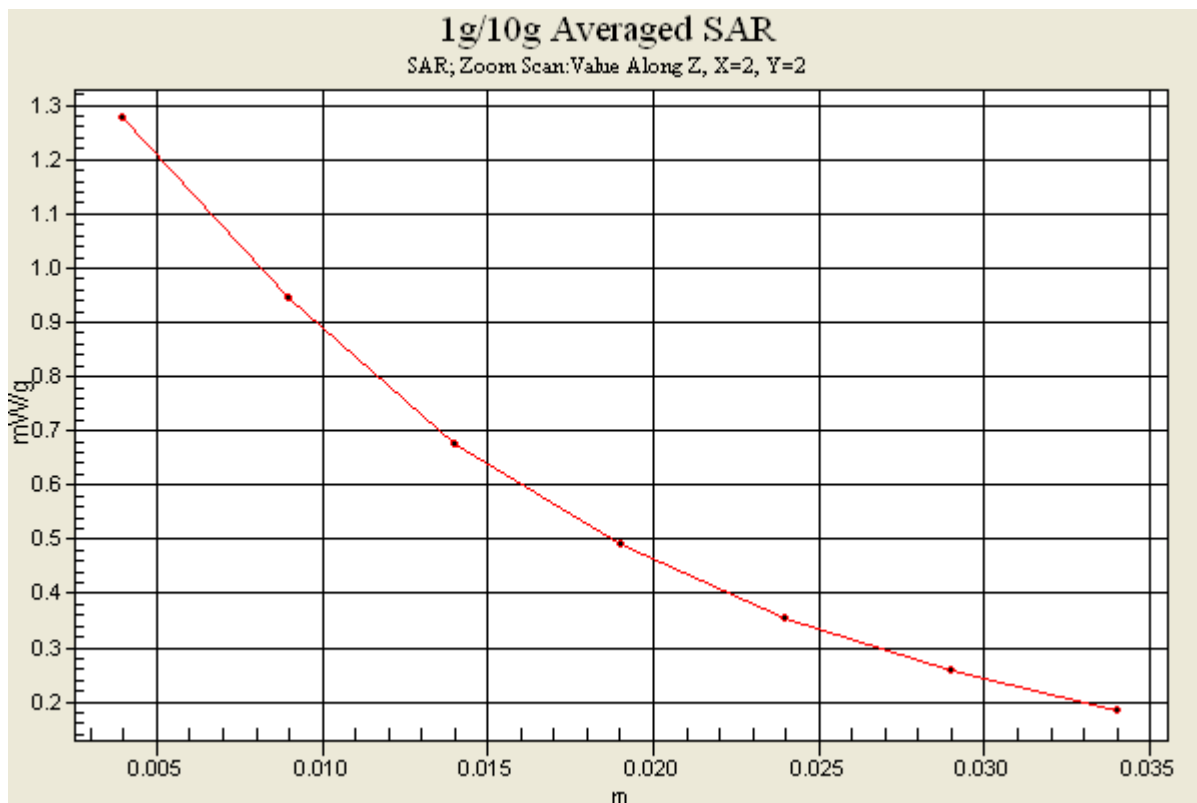
Ch128/Zoom Scan (5x5x7)/Cube 0: Measurement grid: dx=8mm, dy=8mm, dz=5mm

Reference Value = 32.9 V/m; Power Drift = -0.012 dB

Peak SAR (extrapolated) = 1.76 W/kg

SAR(1 g) = 1.21 mW/g; SAR(10 g) = 0.856 mW/g

Maximum value of SAR (measured) = 1.28 mW/g



#23 GSM850_GPRS8_Left Side_1cm_Ch128

DUT: 0D0736

Communication System: GSM850; Frequency: 824.2 MHz; Duty Cycle: 1:8.3

Medium: MSL_850_110120 Medium parameters used: $f = 824.2$ MHz; $\sigma = 0.987$ mho/m; $\epsilon_r = 56$; $\rho = 1000$ kg/m³

Ambient Temperature : 22.6 °C ; Liquid Temperature : 21.5 °C

DASY4 Configuration:

- Probe: ET3DV6 - SN1787; ConvF(6.12, 6.12, 6.12); Calibrated: 2010/5/18
- Sensor-Surface: 4mm (Mechanical Surface Detection)
- Electronics: DAE4 Sn778; Calibrated: 2010/10/22
- Phantom: SAM-Left; Type: QD 000 P40 C; Serial: TP-1477
- Measurement SW: DASY4, V4.7 Build 80; Postprocessing SW: SEMCAD, V1.8 Build 186

Ch128/Area Scan (41x51x1): Measurement grid: dx=15mm, dy=15mm

Maximum value of SAR (interpolated) = 0.033 mW/g

Ch128/Zoom Scan (5x5x7)/Cube 1: Measurement grid: dx=8mm, dy=8mm, dz=5mm

Reference Value = 5.01 V/m; Power Drift = -0.011 dB

Peak SAR (extrapolated) = 0.076 W/kg

SAR(1 g) = 0.034 mW/g; SAR(10 g) = 0.019 mW/g

Maximum value of SAR (measured) = 0.028 mW/g

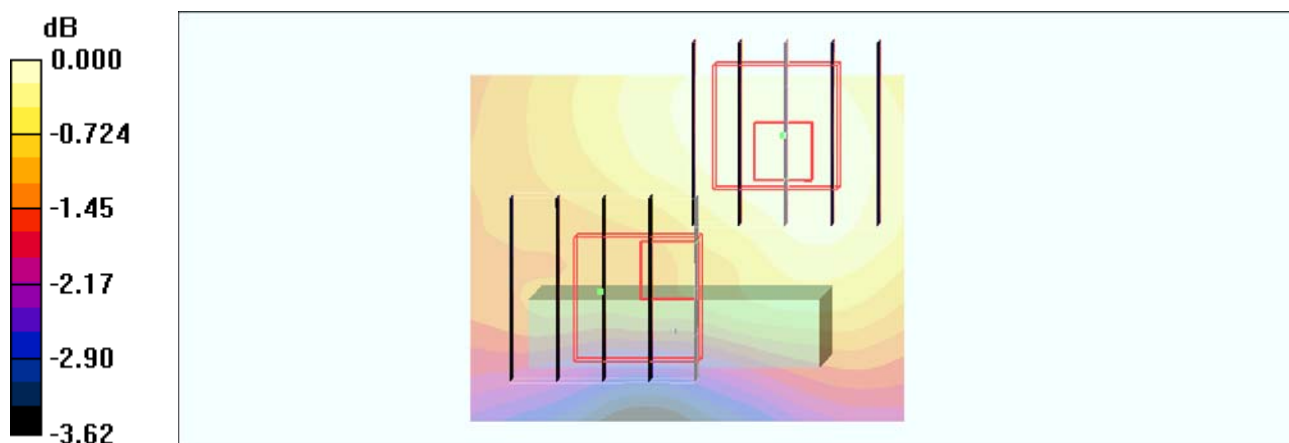
Ch128/Zoom Scan (5x5x7)/Cube 0: Measurement grid: dx=8mm, dy=8mm, dz=5mm

Reference Value = 5.01 V/m; Power Drift = -0.011 dB

Peak SAR (extrapolated) = 0.040 W/kg

SAR(1 g) = 0.032 mW/g; SAR(10 g) = 0.024 mW/g

Maximum value of SAR (measured) = 0.033 mW/g



0 dB = 0.033mW/g

#24 GSM850_GPRS8_Right Side_1cm_Ch128

DUT: 0D0736

Communication System: GSM850; Frequency: 824.2 MHz; Duty Cycle: 1:8.3

Medium: MSL_850_110120 Medium parameters used: $f = 824.2$ MHz; $\sigma = 0.987$ mho/m; $\epsilon_r = 56$; $\rho = 1000$ kg/m³

Ambient Temperature : 22.4 °C ; Liquid Temperature : 21.5 °C

DASY4 Configuration:

- Probe: ET3DV6 - SN1787; ConvF(6.12, 6.12, 6.12); Calibrated: 2010/5/18
- Sensor-Surface: 4mm (Mechanical Surface Detection)
- Electronics: DAE4 Sn778; Calibrated: 2010/10/22
- Phantom: SAM-Left; Type: QD 000 P40 C; Serial: TP-1477
- Measurement SW: DASY4, V4.7 Build 80; Postprocessing SW: SEMCAD, V1.8 Build 186

Ch128/Area Scan (31x51x1): Measurement grid: dx=15mm, dy=15mm

Maximum value of SAR (interpolated) = 0.135 mW/g

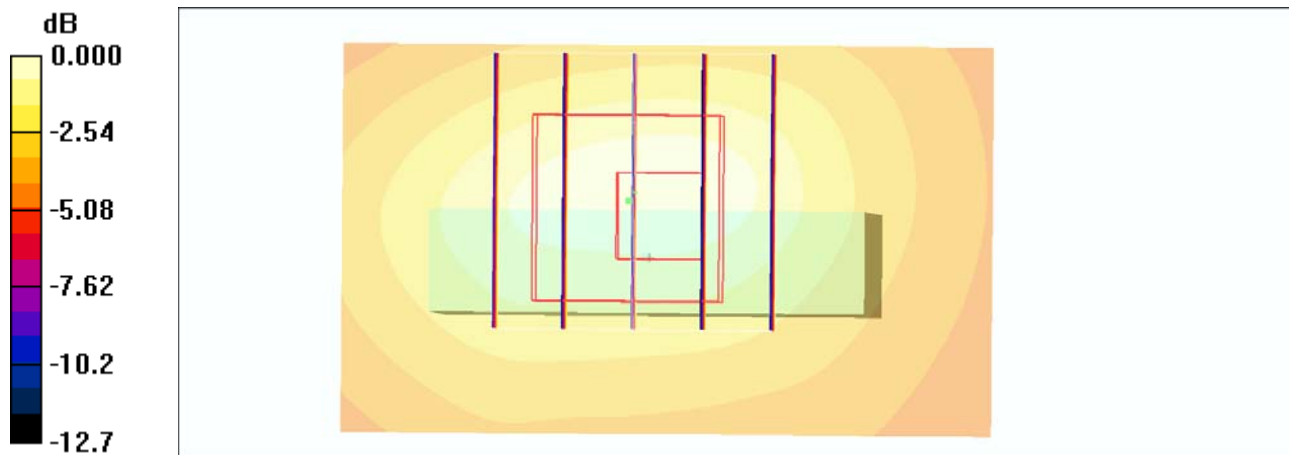
Ch128/Zoom Scan (5x5x7)/Cube 0: Measurement grid: dx=8mm, dy=8mm, dz=5mm

Reference Value = 11.7 V/m; Power Drift = 0.021 dB

Peak SAR (extrapolated) = 0.314 W/kg

SAR(1 g) = 0.133 mW/g; SAR(10 g) = 0.075 mW/g

Maximum value of SAR (measured) = 0.139 mW/g



0 dB = 0.139mW/g

#25 GSM850_GPRS8_Top Side_1cm_Ch128

DUT: 0D0736

Communication System: GSM850; Frequency: 824.2 MHz; Duty Cycle: 1:8.3

Medium: MSL_850_110120 Medium parameters used: $f = 824.2$ MHz; $\sigma = 0.987$ mho/m; $\epsilon_r = 56$; $\rho = 1000$ kg/m³

Ambient Temperature : 22.4 °C ; Liquid Temperature : 21.5 °C

DASY4 Configuration:

- Probe: ET3DV6 - SN1787; ConvF(6.12, 6.12, 6.12); Calibrated: 2010/5/18
- Sensor-Surface: 4mm (Mechanical Surface Detection)
- Electronics: DAE4 Sn778; Calibrated: 2010/10/22
- Phantom: SAM-Left; Type: QD 000 P40 C; Serial: TP-1477
- Measurement SW: DASY4, V4.7 Build 80; Postprocessing SW: SEMCAD, V1.8 Build 186

Ch128/Area Scan (31x81x1): Measurement grid: dx=15mm, dy=15mm

Maximum value of SAR (interpolated) = 0.454 mW/g

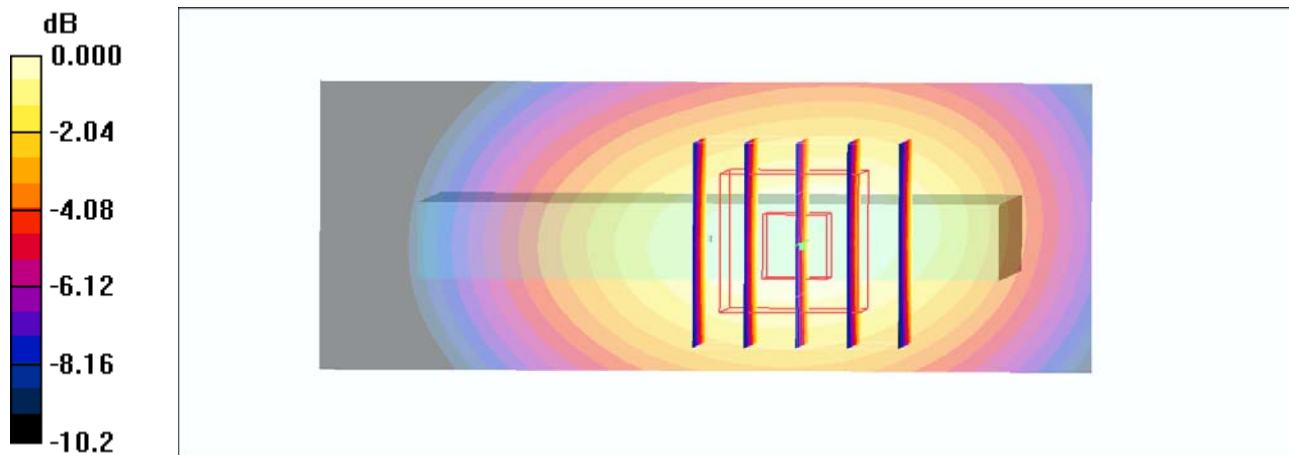
Ch128/Zoom Scan (5x5x7)/Cube 0: Measurement grid: dx=8mm, dy=8mm, dz=5mm

Reference Value = 21.0 V/m; Power Drift = -0.037 dB

Peak SAR (extrapolated) = 0.573 W/kg

SAR(1 g) = 0.420 mW/g; SAR(10 g) = 0.287 mW/g

Maximum value of SAR (measured) = 0.452 mW/g



0 dB = 0.452mW/g

#26 GSM850_GPRS8_Bottom Side_1cm_Ch128

DUT: 0D0736

Communication System: GSM850; Frequency: 824.2 MHz;Duty Cycle: 1:8.3

Medium: MSL_850_110120 Medium parameters used: $f = 824.2$ MHz; $\sigma = 0.987$ mho/m; $\epsilon_r = 56$; $\rho = 1000$ kg/m³

Ambient Temperature : 22.6 °C ; Liquid Temperature : 21.5 °C

DASY4 Configuration:

- Probe: ET3DV6 - SN1787; ConvF(6.12, 6.12, 6.12); Calibrated: 2010/5/18
- Sensor-Surface: 4mm (Mechanical Surface Detection)
- Electronics: DAE4 Sn778; Calibrated: 2010/10/22
- Phantom: SAM-Left; Type: QD 000 P40 C; Serial: TP-1477
- Measurement SW: DASY4, V4.7 Build 80; Postprocessing SW: SEMCAD, V1.8 Build 186

Ch128/Area Scan (31x81x1): Measurement grid: dx=15mm, dy=15mm

Maximum value of SAR (interpolated) = 0.474 mW/g

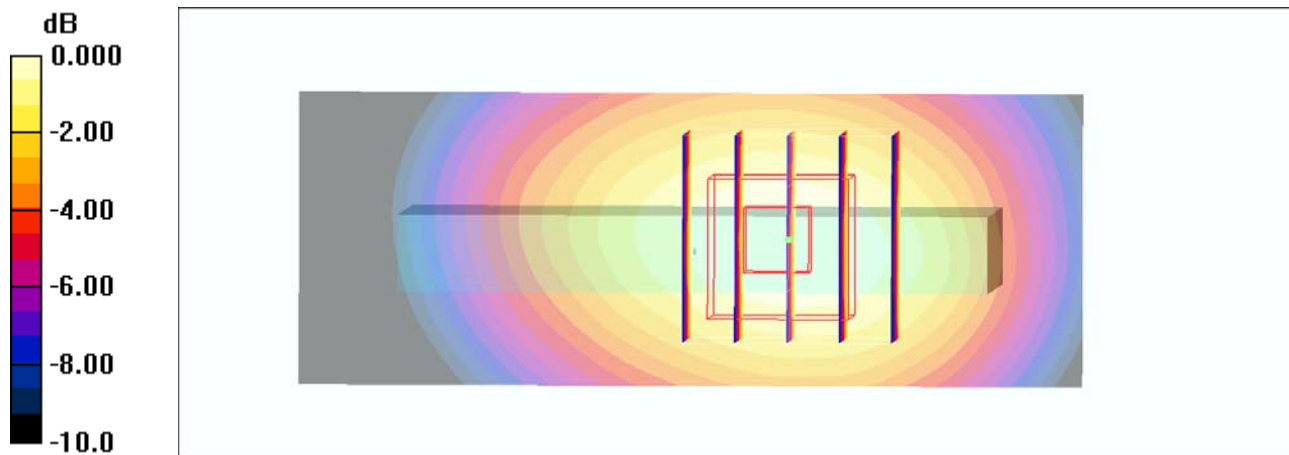
Ch128/Zoom Scan (5x5x7)/Cube 0: Measurement grid: dx=8mm, dy=8mm, dz=5mm

Reference Value = 21.3 V/m; Power Drift = 0.031 dB

Peak SAR (extrapolated) = 0.593 W/kg

SAR(1 g) = 0.444 mW/g; SAR(10 g) = 0.309 mW/g

Maximum value of SAR (measured) = 0.477 mW/g



0 dB = 0.477mW/g

#13 GSM1900_GPRS8_Front Face_1cm_Ch810

DUT: 0D0736

Communication System: PCS; Frequency: 1909.8 MHz; Duty Cycle: 1:8.3

Medium: MSL_1900_110120 Medium parameters used: $f = 1910$ MHz; $\sigma = 1.54$ mho/m; $\epsilon_r = 51.9$; ρ

$= 1000$ kg/m³

Ambient Temperature : 22.5 °C ; Liquid Temperature : 21.4 °C

DASY4 Configuration:

- Probe: ET3DV6 - SN1787; ConvF(4.47, 4.47, 4.47); Calibrated: 2010/5/18
- Sensor-Surface: 4mm (Mechanical Surface Detection)
- Electronics: DAE4 Sn778; Calibrated: 2010/10/22
- Phantom: SAM-Right; Type: QD 000 P40 C; Serial: TP-1383
- Measurement SW: DASY4, V4.7 Build 80; Postprocessing SW: SEMCAD, V1.8 Build 186

Ch810/Area Scan (41x81x1): Measurement grid: dx=15mm, dy=15mm

Maximum value of SAR (interpolated) = 0.471 mW/g

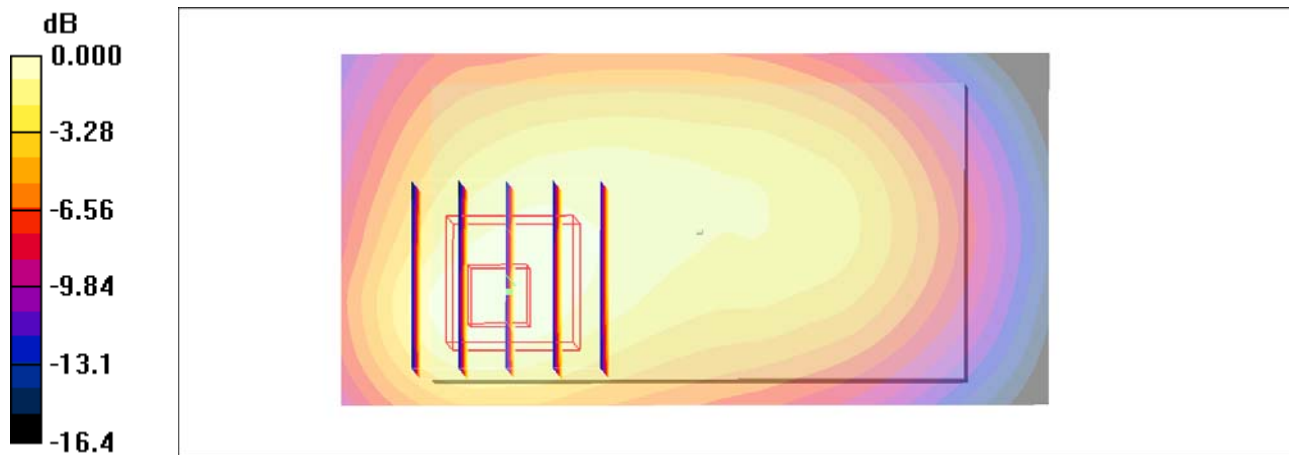
Ch810/Zoom Scan (5x5x7)/Cube 0: Measurement grid: dx=8mm, dy=8mm, dz=5mm

Reference Value = 14.9 V/m; Power Drift = 0.002 dB

Peak SAR (extrapolated) = 0.632 W/kg

SAR(1 g) = 0.420 mW/g; SAR(10 g) = 0.249 mW/g

Maximum value of SAR (measured) = 0.456 mW/g



#20 GSM1900_GPRS8_Rear Face_1cm_Ch661

DUT: 0D0736

Communication System: PCS; Frequency: 1880 MHz; Duty Cycle: 1:8.3

Medium: MSL_1900_110120 Medium parameters used: $f = 1880$ MHz; $\sigma = 1.52$ mho/m; $\epsilon_r = 52.1$; $\rho = 1000$ kg/m³

Ambient Temperature : 22.4 °C; Liquid Temperature : 21.4 °C

DASY4 Configuration:

- Probe: ET3DV6 - SN1787; ConvF(4.47, 4.47, 4.47); Calibrated: 2010/5/18
- Sensor-Surface: 4mm (Mechanical Surface Detection)
- Electronics: DAE4 Sn778; Calibrated: 2010/10/22
- Phantom: SAM-Right; Type: QD 000 P40 C; Serial: TP-1383
- Measurement SW: DASY4, V4.7 Build 80; Postprocessing SW: SEMCAD, V1.8 Build 186

Ch661/Area Scan (41x81x1): Measurement grid: dx=15mm, dy=15mm

Maximum value of SAR (interpolated) = 0.917 mW/g

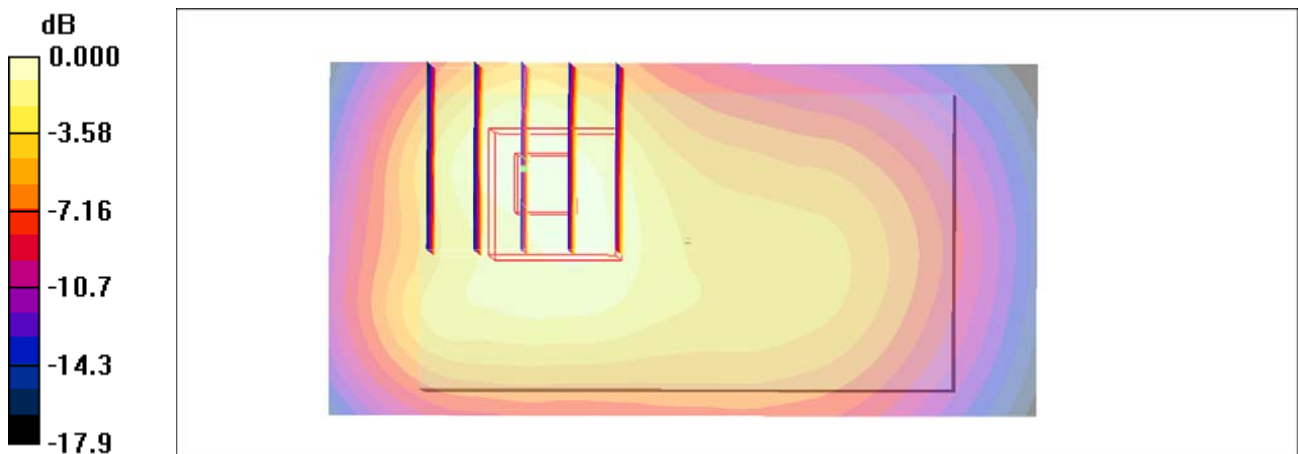
Ch661/Zoom Scan (5x5x7)/Cube 0: Measurement grid: dx=8mm, dy=8mm, dz=5mm

Reference Value = 17.7 V/m; Power Drift = -0.089 dB

Peak SAR (extrapolated) = 1.40 W/kg

SAR(1 g) = 0.833 mW/g; SAR(10 g) = 0.467 mW/g

Maximum value of SAR (measured) = 0.904 mW/g



0 dB = 0.904mW/g

#20 GSM1900_GPRS8_Rear Face_1cm_Ch661_2D

DUT: 0D0736

Communication System: PCS; Frequency: 1880 MHz; Duty Cycle: 1:8.3

Medium: MSL_1900_110120 Medium parameters used: $f = 1880$ MHz; $\sigma = 1.52$ mho/m; $\epsilon_r = 52.1$;

$\rho = 1000$ kg/m³

Ambient Temperature : 22.4 °C ; Liquid Temperature : 21.4 °C

DASY4 Configuration:

- Probe: ET3DV6 - SN1787; ConvF(4.47, 4.47, 4.47); Calibrated: 2010/5/18
- Sensor-Surface: 4mm (Mechanical Surface Detection)
- Electronics: DAE4 Sn778; Calibrated: 2010/10/22
- Phantom: SAM-Right; Type: QD 000 P40 C; Serial: TP-1383
- Measurement SW: DASY4, V4.7 Build 80; Postprocessing SW: SEMCAD, V1.8 Build 186

Ch661/Area Scan (41x81x1): Measurement grid: dx=15mm, dy=15mm

Maximum value of SAR (interpolated) = 0.917 mW/g

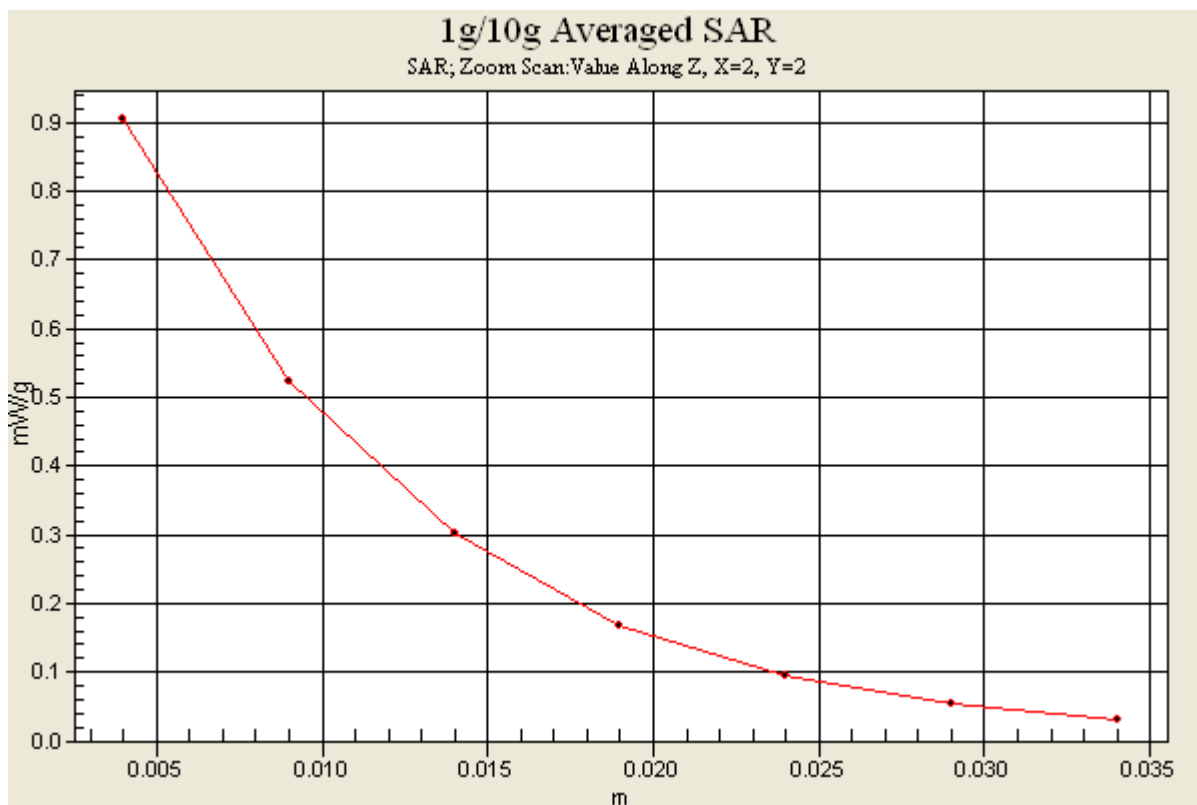
Ch661/Zoom Scan (5x5x7)/Cube 0: Measurement grid: dx=8mm, dy=8mm, dz=5mm

Reference Value = 17.7 V/m; Power Drift = -0.089 dB

Peak SAR (extrapolated) = 1.40 W/kg

SAR(1 g) = 0.833 mW/g; SAR(10 g) = 0.467 mW/g

Maximum value of SAR (measured) = 0.904 mW/g



#15 GSM1900_GPRS8_Left Side_1cm_Ch810

DUT: 0D0736

Communication System: PCS; Frequency: 1909.8 MHz; Duty Cycle: 1:8.3

Medium: MSL_1900_110120 Medium parameters used: $f = 1910$ MHz; $\sigma = 1.54$ mho/m; $\epsilon_r = 51.9$; $\rho = 1000$ kg/m³

Ambient Temperature : 22.5 °C ; Liquid Temperature : 21.4 °C

DASY4 Configuration:

- Probe: ET3DV6 - SN1787; ConvF(4.47, 4.47, 4.47); Calibrated: 2010/5/18
- Sensor-Surface: 4mm (Mechanical Surface Detection)
- Electronics: DAE4 Sn778; Calibrated: 2010/10/22
- Phantom: SAM-Right; Type: QD 000 P40 C; Serial: TP-1383
- Measurement SW: DASY4, V4.7 Build 80; Postprocessing SW: SEMCAD, V1.8 Build 186

Ch810/Area Scan (31x51x1): Measurement grid: dx=15mm, dy=15mm

Maximum value of SAR (interpolated) = 0.065 mW/g

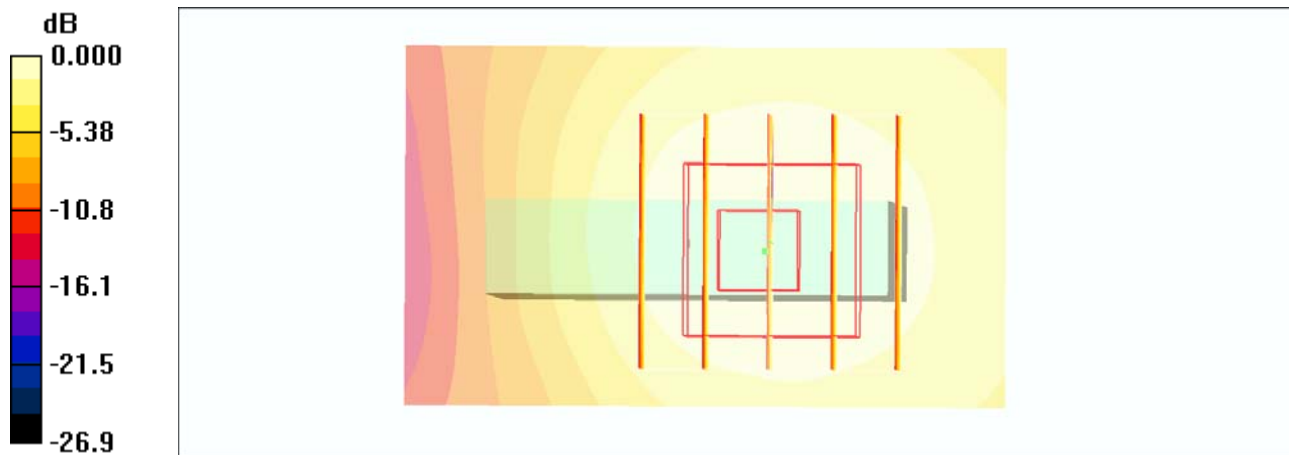
Ch810/Zoom Scan (5x5x7)/Cube 0: Measurement grid: dx=8mm, dy=8mm, dz=5mm

Reference Value = 6.68 V/m; Power Drift = 0.002 dB

Peak SAR (extrapolated) = 0.151 W/kg

SAR(1 g) = 0.062 mW/g; SAR(10 g) = 0.037 mW/g

Maximum value of SAR (measured) = 0.065 mW/g



0 dB = 0.065mW/g

#16 GSM1900_GPRS8_Right Side_1cm_Ch810

DUT: 0D0736

Communication System: PCS; Frequency: 1909.8 MHz; Duty Cycle: 1:8.3

Medium: MSL_1900_110120 Medium parameters used: $f = 1910$ MHz; $\sigma = 1.54$ mho/m; $\epsilon_r = 51.9$; ρ

$= 1000$ kg/m³

Ambient Temperature : 22.5 °C ; Liquid Temperature : 21.4 °C

DASY4 Configuration:

- Probe: ET3DV6 - SN1787; ConvF(4.47, 4.47, 4.47); Calibrated: 2010/5/18
- Sensor-Surface: 4mm (Mechanical Surface Detection)
- Electronics: DAE4 Sn778; Calibrated: 2010/10/22
- Phantom: SAM-Right; Type: QD 000 P40 C; Serial: TP-1383
- Measurement SW: DASY4, V4.7 Build 80; Postprocessing SW: SEMCAD, V1.8 Build 186

Ch810/Area Scan (31x51x1): Measurement grid: dx=15mm, dy=15mm

Maximum value of SAR (interpolated) = 0.344 mW/g

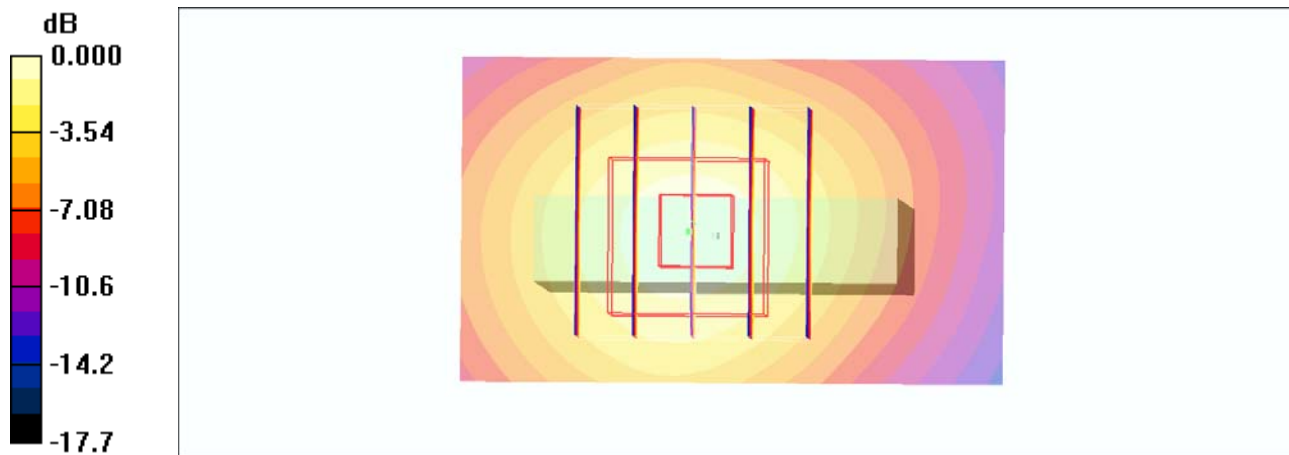
Ch810/Zoom Scan (5x5x7)/Cube 0: Measurement grid: dx=8mm, dy=8mm, dz=5mm

Reference Value = 16.9 V/m; Power Drift = -0.072 dB

Peak SAR (extrapolated) = 0.514 W/kg

SAR(1 g) = 0.331 mW/g; SAR(10 g) = 0.187 mW/g

Maximum value of SAR (measured) = 0.375 mW/g



0 dB = 0.375mW/g

#17 GSM1900_GPRS8_Top Side_1cm_Ch810

DUT: 0D0736

Communication System: PCS; Frequency: 1909.8 MHz; Duty Cycle: 1:8.3

Medium: MSL_1900_110120 Medium parameters used: $f = 1910$ MHz; $\sigma = 1.54$ mho/m; $\epsilon_r = 51.9$; ρ

$= 1000$ kg/m³

Ambient Temperature : 22.5 °C ; Liquid Temperature : 21.4 °C

DASY4 Configuration:

- Probe: ET3DV6 - SN1787; ConvF(4.47, 4.47, 4.47); Calibrated: 2010/5/18
- Sensor-Surface: 4mm (Mechanical Surface Detection)
- Electronics: DAE4 Sn778; Calibrated: 2010/10/22
- Phantom: SAM-Right; Type: QD 000 P40 C; Serial: TP-1383
- Measurement SW: DASY4, V4.7 Build 80; Postprocessing SW: SEMCAD, V1.8 Build 186

Ch810/Area Scan (31x81x1): Measurement grid: dx=15mm, dy=15mm

Maximum value of SAR (interpolated) = 0.298 mW/g

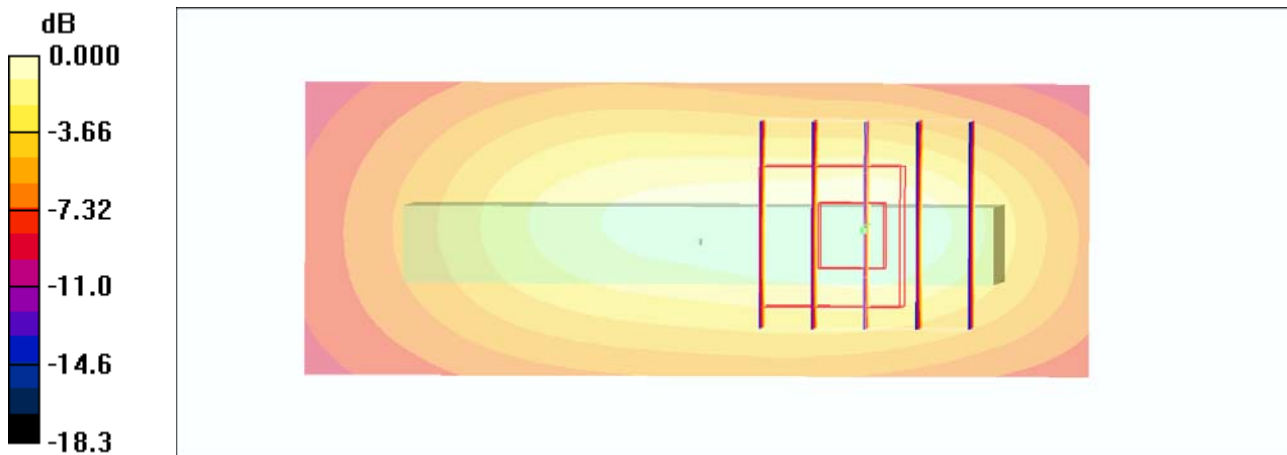
Ch810/Zoom Scan (5x5x7)/Cube 0: Measurement grid: dx=8mm, dy=8mm, dz=5mm

Reference Value = 13.1 V/m; Power Drift = 0.013 dB

Peak SAR (extrapolated) = 0.378 W/kg

SAR(1 g) = 0.244 mW/g; SAR(10 g) = 0.143 mW/g

Maximum value of SAR (measured) = 0.268 mW/g



0 dB = 0.268mW/g

#18 GSM1900_GPRS8_Bottom Side_1cm_Ch810

DUT: 0D0736

Communication System: PCS; Frequency: 1909.8 MHz; Duty Cycle: 1:8.3

Medium: MSL_1900_110120 Medium parameters used: $f = 1910$ MHz; $\sigma = 1.54$ mho/m; $\epsilon_r = 51.9$; $\rho = 1000$ kg/m³

Ambient Temperature : 22.6 °C ; Liquid Temperature : 21.4 °C

DASY4 Configuration:

- Probe: ET3DV6 - SN1787; ConvF(4.47, 4.47, 4.47); Calibrated: 2010/5/18
- Sensor-Surface: 4mm (Mechanical Surface Detection)
- Electronics: DAE4 Sn778; Calibrated: 2010/10/22
- Phantom: SAM-Right; Type: QD 000 P40 C; Serial: TP-1383
- Measurement SW: DASY4, V4.7 Build 80; Postprocessing SW: SEMCAD, V1.8 Build 186

Ch810/Area Scan (31x81x1): Measurement grid: dx=15mm, dy=15mm

Maximum value of SAR (interpolated) = 0.200 mW/g

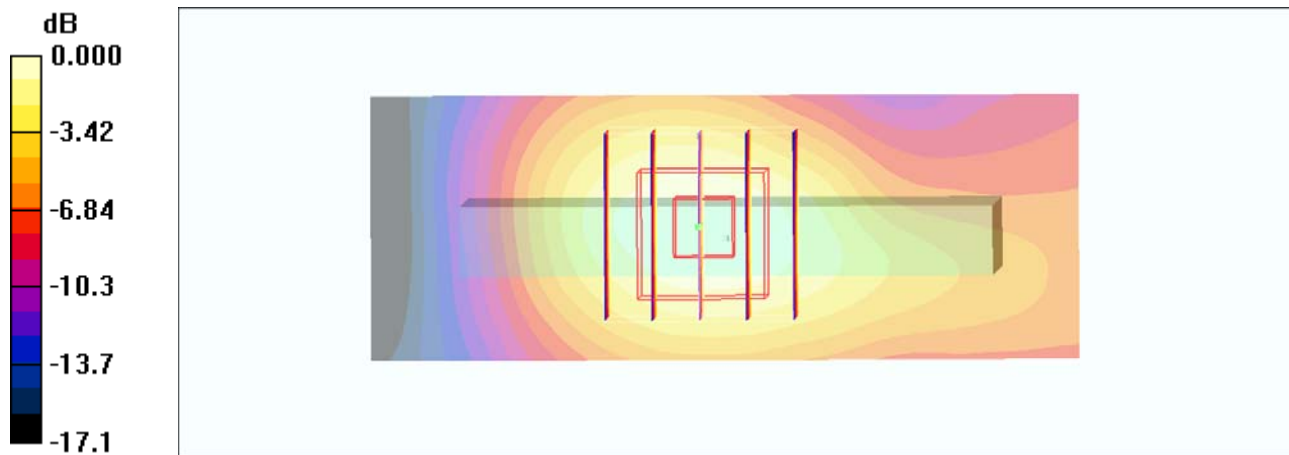
Ch810/Zoom Scan (5x5x7)/Cube 0: Measurement grid: dx=8mm, dy=8mm, dz=5mm

Reference Value = 12.2 V/m; Power Drift = -0.053 dB

Peak SAR (extrapolated) = 0.255 W/kg

SAR(1 g) = 0.174 mW/g; SAR(10 g) = 0.105 mW/g

Maximum value of SAR (measured) = 0.191 mW/g



0 dB = 0.191mW/g

#29 WCDMA V_RMC12.2K_Front Face_1cm_Ch4182

DUT: 0D0736

Communication System: WCDMA; Frequency: 836.4 MHz; Duty Cycle: 1:1

Medium: MSL_850_110120 Medium parameters used: $f = 836.4$ MHz; $\sigma = 1$ mho/m; $\epsilon_r = 55.9$; $\rho = 1000$ kg/m³

Ambient Temperature : 22.6 °C ; Liquid Temperature : 21.5 °C

DASY4 Configuration:

- Probe: ET3DV6 - SN1787; ConvF(6.12, 6.12, 6.12); Calibrated: 2010/5/18
- Sensor-Surface: 4mm (Mechanical Surface Detection)
- Electronics: DAE4 Sn778; Calibrated: 2010/10/22
- Phantom: SAM-Left; Type: QD 000 P40 C; Serial: TP-1477
- Measurement SW: DASY4, V4.7 Build 80; Postprocessing SW: SEMCAD, V1.8 Build 186

Ch4182/Area Scan (41x81x1): Measurement grid: dx=15mm, dy=15mm

Maximum value of SAR (interpolated) = 0.853 mW/g

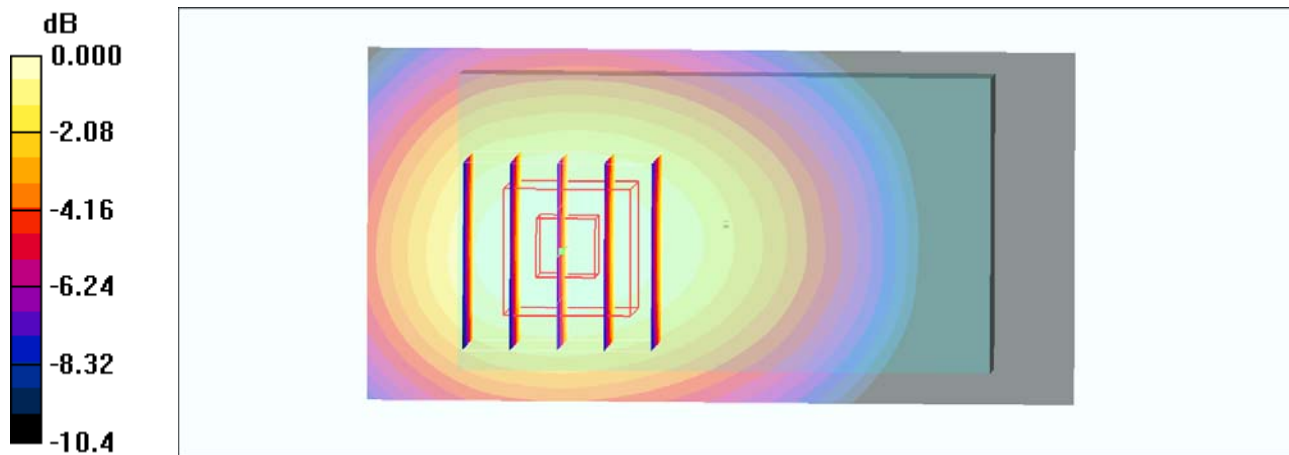
Ch4182/Zoom Scan (5x5x7)/Cube 0: Measurement grid: dx=8mm, dy=8mm, dz=5mm

Reference Value = 24.6 V/m; Power Drift = -0.053 dB

Peak SAR (extrapolated) = 1.01 W/kg

SAR(1 g) = 0.789 mW/g; SAR(10 g) = 0.564 mW/g

Maximum value of SAR (measured) = 0.840 mW/g



0 dB = 0.840mW/g

#30 WCDMA V_RMC12.2K_Rear Face_1cm_Ch4182

DUT: 0D0736

Communication System: WCDMA; Frequency: 836.4 MHz; Duty Cycle: 1:1

Medium: MSL_850_110120 Medium parameters used: $f = 836.4$ MHz; $\sigma = 1$ mho/m; $\epsilon_r = 55.9$; $\rho = 1000$ kg/m³

Ambient Temperature : 22.4 °C; Liquid Temperature : 21.5 °C

DASY4 Configuration:

- Probe: ET3DV6 - SN1787; ConvF(6.12, 6.12, 6.12); Calibrated: 2010/5/18
- Sensor-Surface: 4mm (Mechanical Surface Detection)
- Electronics: DAE4 Sn778; Calibrated: 2010/10/22
- Phantom: SAM-Left; Type: QD 000 P40 C; Serial: TP-1477
- Measurement SW: DASY4, V4.7 Build 80; Postprocessing SW: SEMCAD, V1.8 Build 186

Ch4182/Area Scan (41x81x1): Measurement grid: dx=15mm, dy=15mm

Maximum value of SAR (interpolated) = 1.70 mW/g

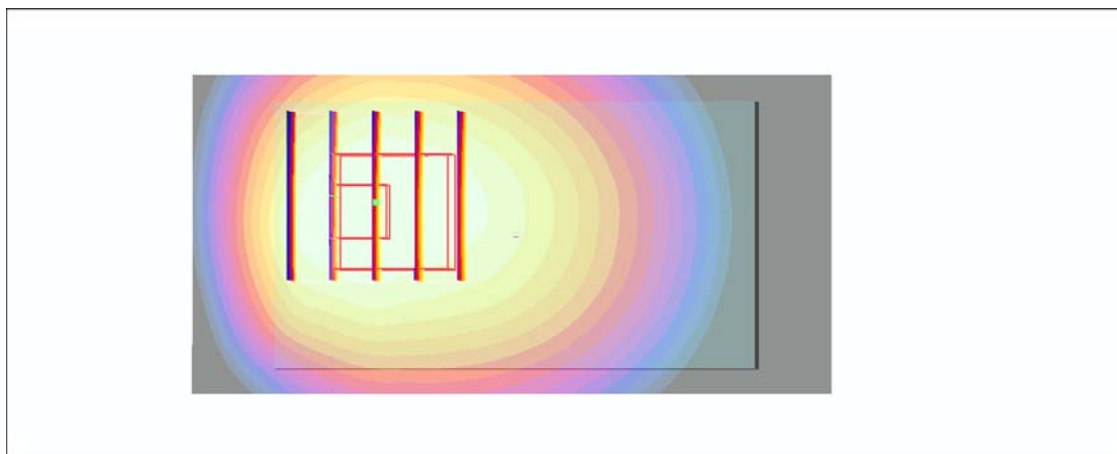
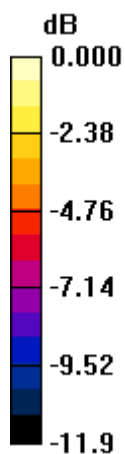
Ch4182/Zoom Scan (5x5x7)/Cube 0: Measurement grid: dx=8mm, dy=8mm, dz=5mm

Reference Value = 35.7 V/m; Power Drift = 0.014 dB

Peak SAR (extrapolated) = 2.17 W/kg

SAR(1 g) = 1.52 mW/g; SAR(10 g) = 1.08 mW/g

Maximum value of SAR (measured) = 1.59 mW/g



0 dB = 1.59mW/g

#30 WCDMA V_RMC12.2K_Rear Face_1cm_Ch4182_2D

DUT: 0D0736

Communication System: WCDMA; Frequency: 836.4 MHz; Duty Cycle: 1:1

Medium: MSL_850_110120 Medium parameters used: $f = 836.4$ MHz; $\sigma = 1$ mho/m; $\epsilon_r = 55.9$; $\rho = 1000$ kg/m³

Ambient Temperature : 22.4 °C; Liquid Temperature : 21.5 °C

DASY4 Configuration:

- Probe: ET3DV6 - SN1787; ConvF(6.12, 6.12, 6.12); Calibrated: 2010/5/18
- Sensor-Surface: 4mm (Mechanical Surface Detection)
- Electronics: DAE4 Sn778; Calibrated: 2010/10/22
- Phantom: SAM-Left; Type: QD 000 P40 C; Serial: TP-1477
- Measurement SW: DASY4, V4.7 Build 80; Postprocessing SW: SEMCAD, V1.8 Build 186

Ch4182/Area Scan (41x81x1): Measurement grid: dx=15mm, dy=15mm

Maximum value of SAR (interpolated) = 1.70 mW/g

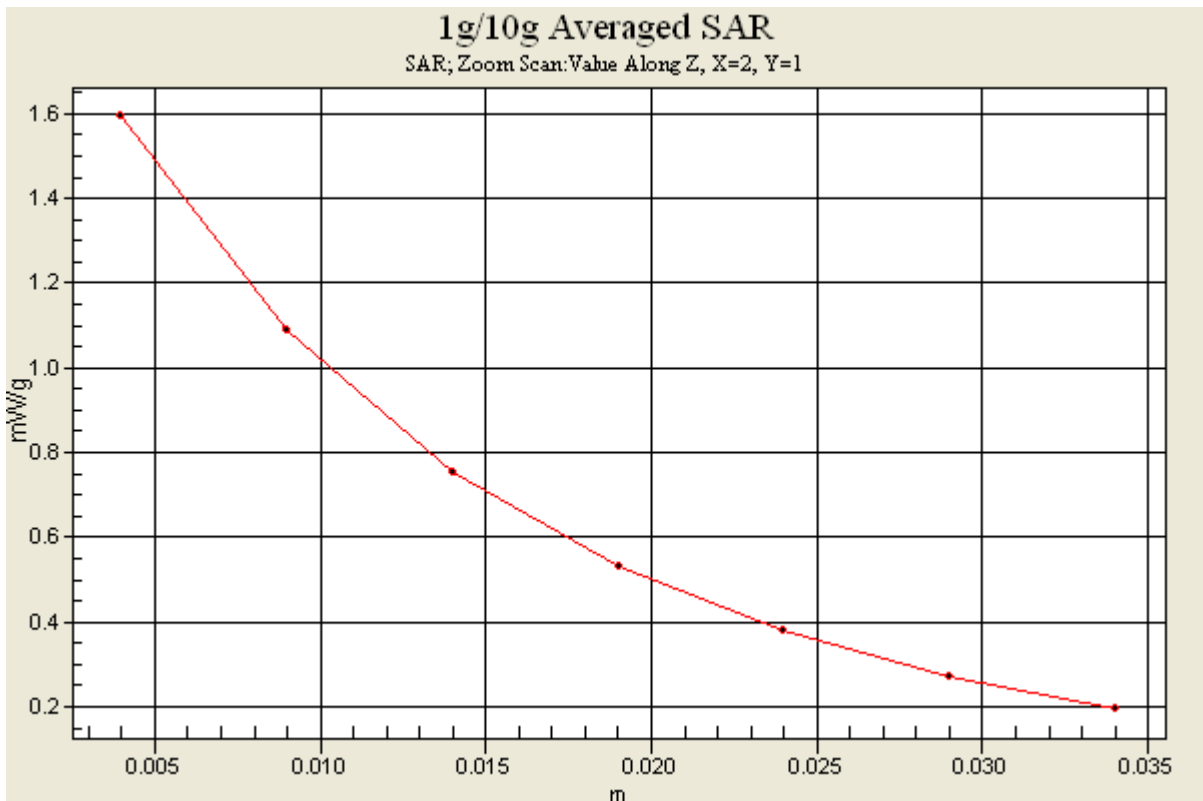
Ch4182/Zoom Scan (5x5x7)/Cube 0: Measurement grid: dx=8mm, dy=8mm, dz=5mm

Reference Value = 35.7 V/m; Power Drift = 0.014 dB

Peak SAR (extrapolated) = 2.17 W/kg

SAR(1 g) = 1.52 mW/g; SAR(10 g) = 1.08 mW/g

Maximum value of SAR (measured) = 1.59 mW/g



#31 WCDMA V_RMC12.2k_Left Side_1cm_Ch4182

DUT: 0D0736

Communication System: WCDMA; Frequency: 836.4 MHz; Duty Cycle: 1:1

Medium: MSL_850_110120 Medium parameters used: $f = 836.4$ MHz; $\sigma = 1$ mho/m; $\epsilon_r = 55.9$; $\rho = 1000$ kg/m³

Ambient Temperature : 22.4 °C; Liquid Temperature : 21.5 °C

DASY4 Configuration:

- Probe: ET3DV6 - SN1787; ConvF(6.12, 6.12, 6.12); Calibrated: 2010/5/18
- Sensor-Surface: 4mm (Mechanical Surface Detection)
- Electronics: DAE4 Sn778; Calibrated: 2010/10/22
- Phantom: SAM-Left; Type: QD 000 P40 C; Serial: TP-1477
- Measurement SW: DASY4, V4.7 Build 80; Postprocessing SW: SEMCAD, V1.8 Build 186

Ch4182/Area Scan (51x61x1): Measurement grid: dx=15mm, dy=15mm

Maximum value of SAR (interpolated) = 0.035 mW/g

Ch4182/Zoom Scan (5x5x7)/Cube 0: Measurement grid: dx=8mm, dy=8mm, dz=5mm

Reference Value = 5.86 V/m; Power Drift = -0.081 dB

Peak SAR (extrapolated) = 0.045 W/kg

SAR(1 g) = 0.034 mW/g; SAR(10 g) = 0.026 mW/g

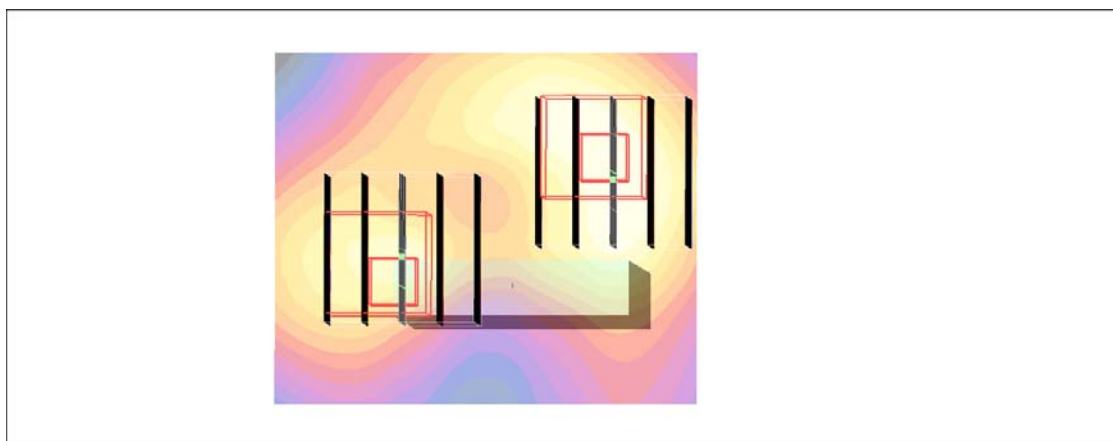
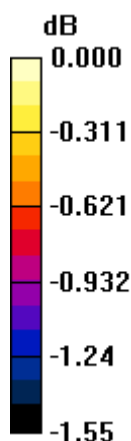
Maximum value of SAR (measured) = 0.035 mW/g

Ch4182/Zoom Scan (5x5x7)/Cube 1: Measurement grid: dx=8mm, dy=8mm, dz=5mm

Reference Value = 5.86 V/m; Power Drift = -0.081 dB

Peak SAR (extrapolated) = 0.056 W/kg

SAR(1 g) = 0.033 mW/g; SAR(10 g) = 0.023 mW/g



0 dB = 0.035mW/g

#32 WCDMA V_RMC12.2k_Right Side_1cm_Ch4182

DUT: 0D0736

Communication System: WCDMA; Frequency: 836.4 MHz; Duty Cycle: 1:1

Medium: MSL_850_110120 Medium parameters used: $f = 836.4$ MHz; $\sigma = 1$ mho/m; $\epsilon_r = 55.9$; $\rho = 1000$ kg/m³

Ambient Temperature : 22.6 °C ; Liquid Temperature : 21.5 °C

DASY4 Configuration:

- Probe: ET3DV6 - SN1787; ConvF(6.12, 6.12, 6.12); Calibrated: 2010/5/18
- Sensor-Surface: 4mm (Mechanical Surface Detection)
- Electronics: DAE4 Sn778; Calibrated: 2010/10/22
- Phantom: SAM-Left; Type: QD 000 P40 C; Serial: TP-1477
- Measurement SW: DASY4, V4.7 Build 80; Postprocessing SW: SEMCAD, V1.8 Build 186

Ch4182/Area Scan (31x61x1): Measurement grid: dx=15mm, dy=15mm

Maximum value of SAR (interpolated) = 0.158 mW/g

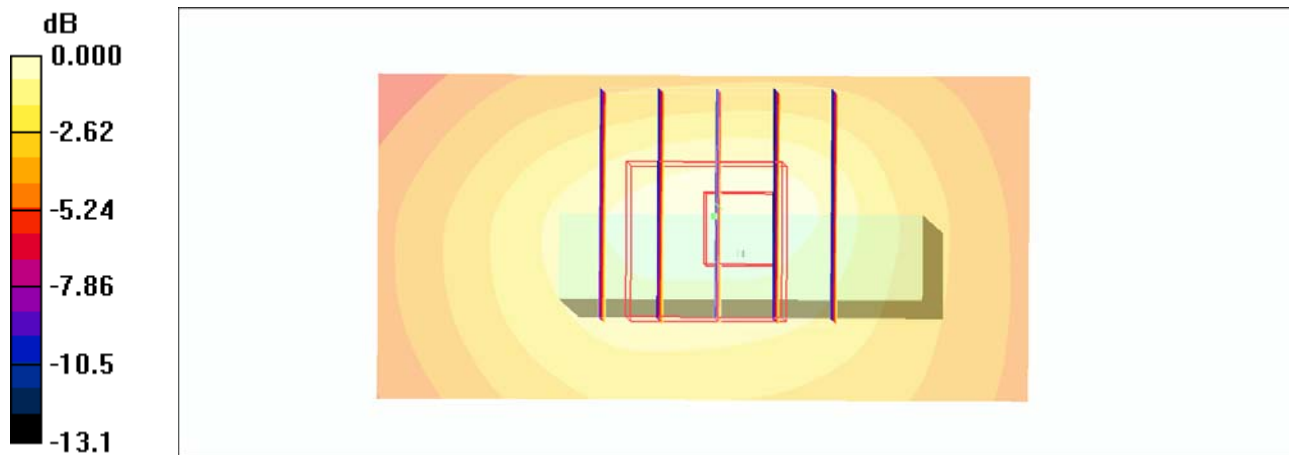
Ch4182/Zoom Scan (5x5x7)/Cube 0: Measurement grid: dx=8mm, dy=8mm, dz=5mm

Reference Value = 13.1 V/m; Power Drift = 0.056 dB

Peak SAR (extrapolated) = 0.360 W/kg

SAR(1 g) = 0.157 mW/g; SAR(10 g) = 0.090 mW/g

Maximum value of SAR (measured) = 0.163 mW/g



0 dB = 0.163mW/g

#33 WCDMA V_RMC12.2k_Top Side_1cm_Ch4182

DUT: 0D0736

Communication System: WCDMA; Frequency: 836.4 MHz; Duty Cycle: 1:1

Medium: MSL_850_110120 Medium parameters used: $f = 836.4$ MHz; $\sigma = 1$ mho/m; $\epsilon_r = 55.9$; $\rho = 1000$ kg/m³

Ambient Temperature : 22.4 °C; Liquid Temperature : 21.5 °C

DASY4 Configuration:

- Probe: ET3DV6 - SN1787; ConvF(6.12, 6.12, 6.12); Calibrated: 2010/5/18
- Sensor-Surface: 4mm (Mechanical Surface Detection)
- Electronics: DAE4 Sn778; Calibrated: 2010/10/22
- Phantom: SAM-Left; Type: QD 000 P40 C; Serial: TP-1477
- Measurement SW: DASY4, V4.7 Build 80; Postprocessing SW: SEMCAD, V1.8 Build 186

Ch4182/Area Scan (31x81x1): Measurement grid: dx=15mm, dy=15mm

Maximum value of SAR (interpolated) = 0.569 mW/g

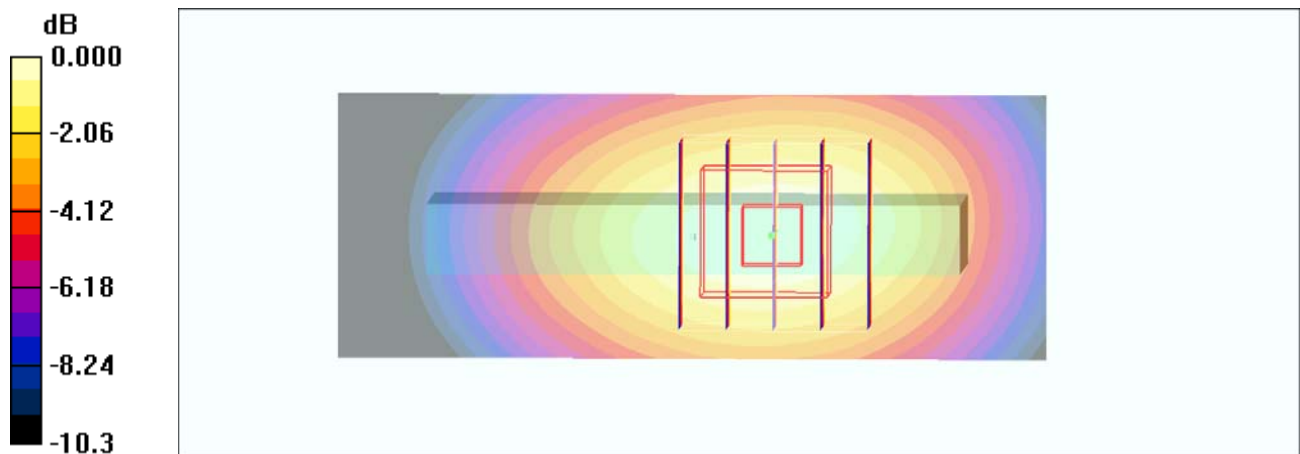
Ch4182/Zoom Scan (5x5x7)/Cube 0: Measurement grid: dx=8mm, dy=8mm, dz=5mm

Reference Value = 23.6 V/m; Power Drift = 0.081 dB

Peak SAR (extrapolated) = 0.727 W/kg

SAR(1 g) = 0.536 mW/g; SAR(10 g) = 0.365 mW/g

Maximum value of SAR (measured) = 0.574 mW/g



0 dB = 0.574mW/g

#34 WCDMA V_RMC12.2k_Down Side_1cm_Ch4182

DUT: 0D0736

Communication System: WCDMA; Frequency: 836.4 MHz; Duty Cycle: 1:1

Medium: MSL_850_110120 Medium parameters used: $f = 836.4$ MHz; $\sigma = 1$ mho/m; $\epsilon_r = 55.9$; $\rho = 1000$ kg/m³

Ambient Temperature : 22.5 °C; Liquid Temperature : 21.5 °C

DASY4 Configuration:

- Probe: ET3DV6 - SN1787; ConvF(6.12, 6.12, 6.12); Calibrated: 2010/5/18
- Sensor-Surface: 4mm (Mechanical Surface Detection)
- Electronics: DAE4 Sn778; Calibrated: 2010/10/22
- Phantom: SAM-Left; Type: QD 000 P40 C; Serial: TP-1477
- Measurement SW: DASY4, V4.7 Build 80; Postprocessing SW: SEMCAD, V1.8 Build 186

Ch4182/Area Scan (31x81x1): Measurement grid: dx=15mm, dy=15mm

Maximum value of SAR (interpolated) = 0.600 mW/g

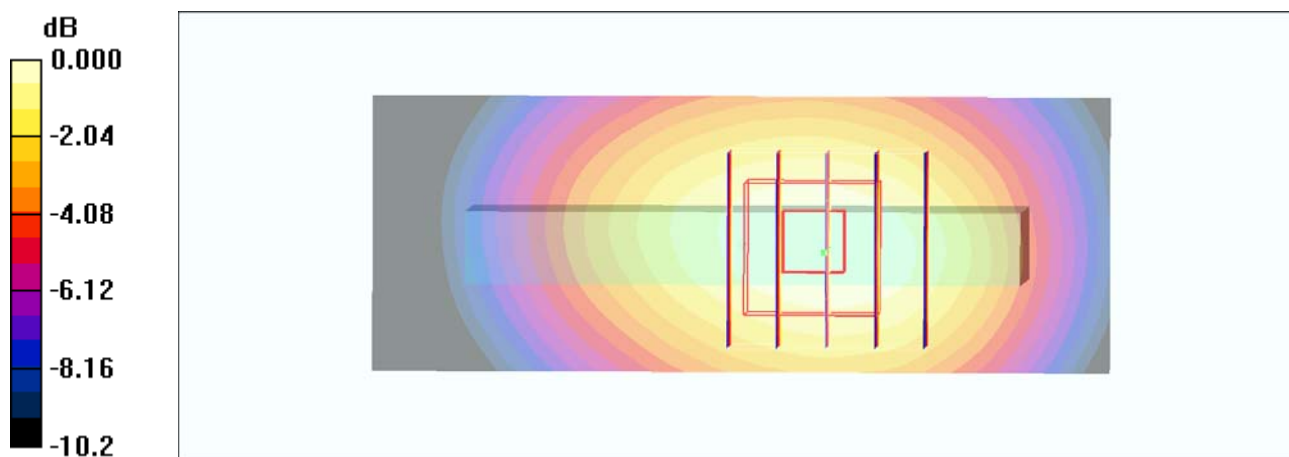
Ch4182/Zoom Scan (5x5x7)/Cube 0: Measurement grid: dx=8mm, dy=8mm, dz=5mm

Reference Value = 24.5 V/m; Power Drift = -0.018 dB

Peak SAR (extrapolated) = 0.745 W/kg

SAR(1 g) = 0.563 mW/g; SAR(10 g) = 0.393 mW/g

Maximum value of SAR (measured) = 0.600 mW/g



0 dB = 0.600mW/g

#01 WCDMA II_RMC12.2K_Front Face_1cm_Ch9400

DUT: 0D0736

Communication System: WCDMA; Frequency: 1880 MHz; Duty Cycle: 1:1

Medium: MSL_1900_110118 Medium parameters used: $f = 1880$ MHz; $\sigma = 1.53$ mho/m; $\epsilon_r = 53$; $\rho = 1000$

kg/m³

Ambient Temperature : 22.5 ; Liquid Temperature : 21.5

DASY5 Configuration:

- Probe: ET3DV6 - SN1788; ConvF(4.39, 4.39, 4.39); Calibrated: 2010/9/21

- Sensor-Surface: 4mm (Mechanical Surface Detection)

- Electronics: DAE4 Sn913; Calibrated: 2010/11/18

- Phantom: SAM - Front; Type: SAM; Serial: TP-1446

- Measurement SW: DASY5, V5.0 Build 125; SEMCAD X Version 13.4 Build 125

Ch9400/Area Scan (41x81x1): Measurement grid: dx=15mm, dy=15mm

Maximum value of SAR (interpolated) = 0.928 mW/g

Ch9400/Zoom Scan (5x5x7)/Cube 0: Measurement grid: dx=8mm, dy=8mm, dz=5mm

Reference Value = 18.2 V/m; Power Drift = 0.043 dB

Peak SAR (extrapolated) = 1.19 W/kg

SAR(1 g) = 0.818 mW/g; SAR(10 g) = 0.472 mW/g

Maximum value of SAR (measured) = 0.889 mW/g

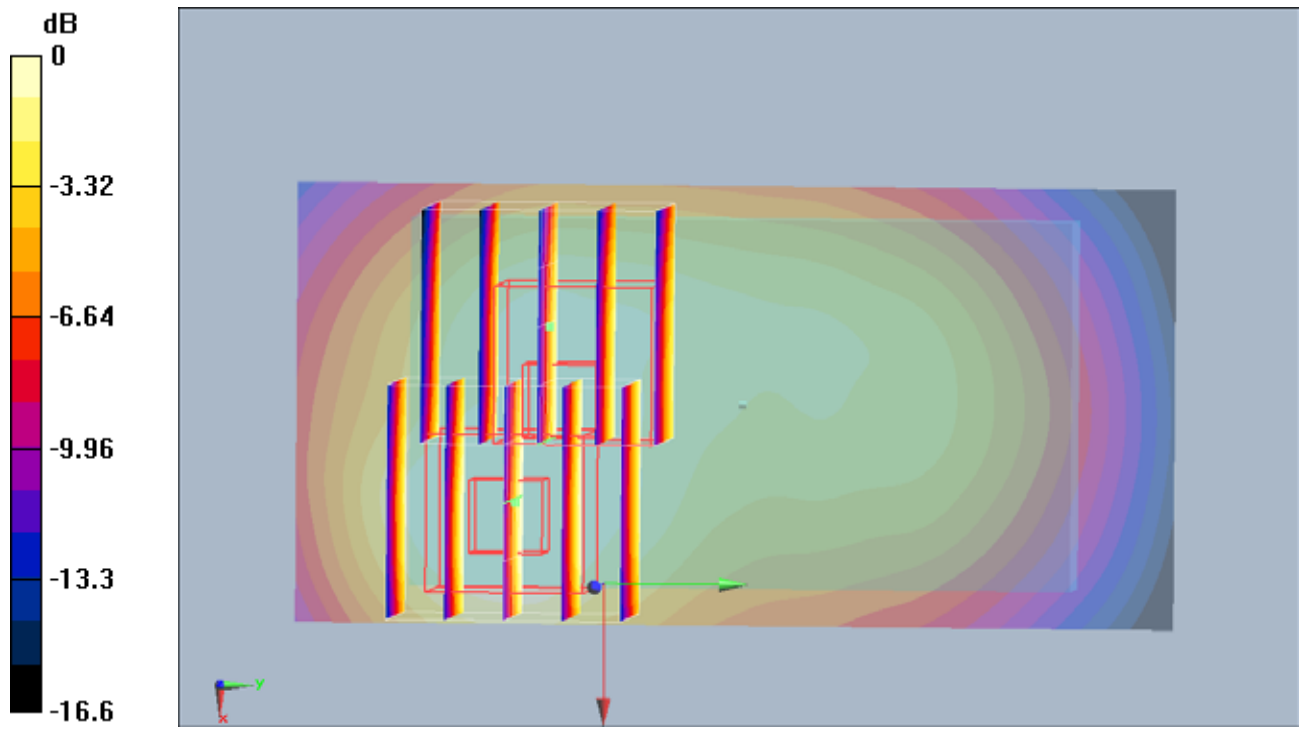
Ch9400/Zoom Scan (5x5x7)/Cube 1: Measurement grid: dx=8mm, dy=8mm, dz=5mm

Reference Value = 18.2 V/m; Power Drift = 0.043 dB

Peak SAR (extrapolated) = 0.913 W/kg

SAR(1 g) = 0.585 mW/g; SAR(10 g) = 0.366 mW/g

Maximum value of SAR (measured) = 0.687 mW/g



0 dB = 0.687mW/g

#08 WCDMA II_RMC12.2K_Rear Face_1cm_Ch9538

DUT: 0D0736

Communication System: WCDMA; Frequency: 1907.6 MHz; Duty Cycle: 1:1

Medium: MSL_1900_110118 Medium parameters used: $f = 1908$ MHz; $\sigma = 1.56$ mho/m; $\epsilon_r = 52.9$; $\rho = 1000$

kg/m³

Ambient Temperature : 22.5 ; Liquid Temperature : 21.5

DASY5 Configuration:

- Probe: ET3DV6 - SN1788; ConvF(4.39, 4.39, 4.39); Calibrated: 2010/9/21

- Sensor-Surface: 4mm (Mechanical Surface Detection)

- Electronics: DAE4 Sn913; Calibrated: 2010/11/18

- Phantom: SAM - Front; Type: SAM; Serial: TP-1446

- Measurement SW: DASY5, V5.0 Build 125; SEMCAD X Version 13.4 Build 125

Ch9538/Area Scan (41x81x1): Measurement grid: dx=15mm, dy=15mm

Maximum value of SAR (interpolated) = 1.38 mW/g

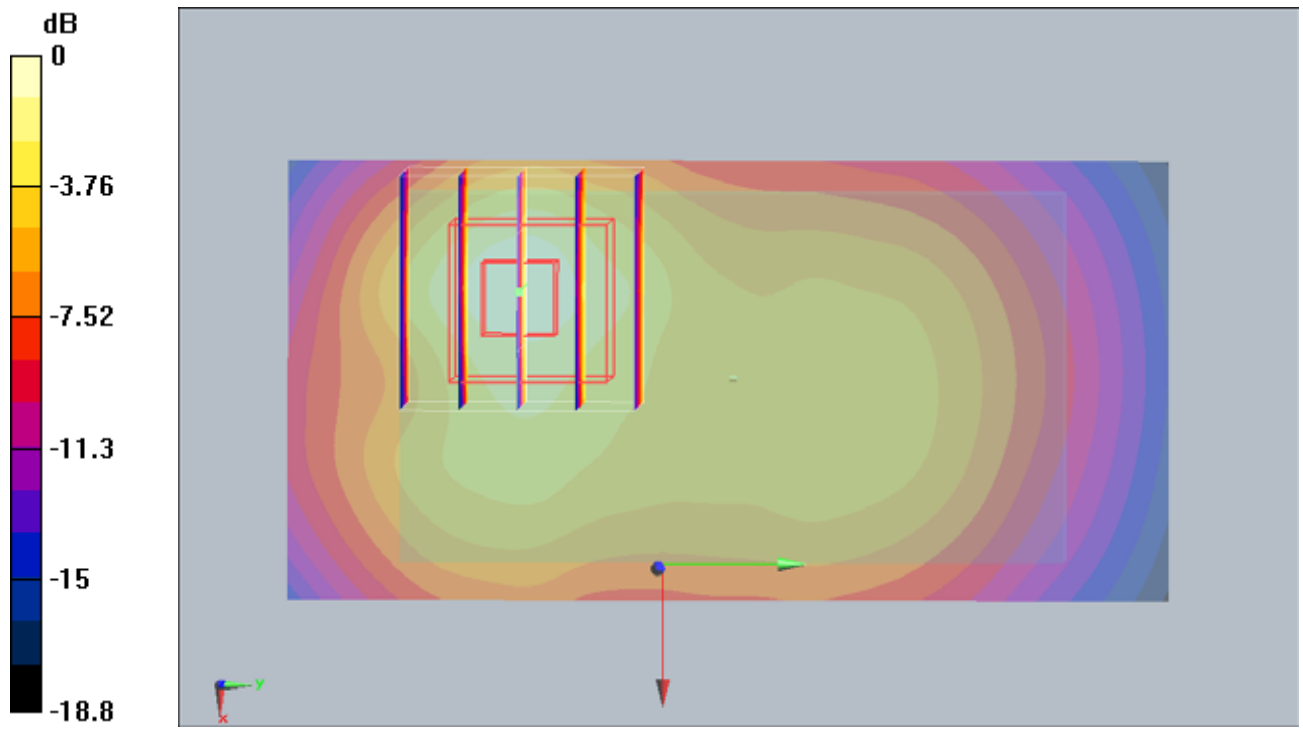
Ch9538/Zoom Scan (5x5x7)/Cube 0: Measurement grid: dx=8mm, dy=8mm, dz=5mm

Reference Value = 18.5 V/m; Power Drift = -0.022 dB

Peak SAR (extrapolated) = 2.03 W/kg

SAR(1 g) = 1.19 mW/g; SAR(10 g) = 0.632 mW/g

Maximum value of SAR (measured) = 1.34 mW/g



0 dB = 1.34mW/g

#08 WCDMA II_RMC12.2K_Rear Face_1cm_Ch9538_2D

DUT: 0D0736

Communication System: WCDMA; Frequency: 1907.6 MHz; Duty Cycle: 1:1

Medium: MSL_1900_110118 Medium parameters used: $f = 1908$ MHz; $\sigma = 1.56$ mho/m; $\epsilon_r = 52.9$; $\rho = 1000$ kg/m³

Ambient Temperature : 22.5 ; Liquid Temperature : 21.5

DASY5 Configuration:

- Probe: ET3DV6 - SN1788; ConvF(4.39, 4.39, 4.39); Calibrated: 2010/9/21
- Sensor-Surface: 4mm (Mechanical Surface Detection)
- Electronics: DAE4 Sn913; Calibrated: 2010/11/18
- Phantom: SAM - Front; Type: SAM; Serial: TP-1446
- Measurement SW: DASY5, V5.0 Build 125; SEMCAD X Version 13.4 Build 125

Ch9538/Area Scan (41x81x1): Measurement grid: dx=15mm, dy=15mm

Maximum value of SAR (interpolated) = 1.38 mW/g

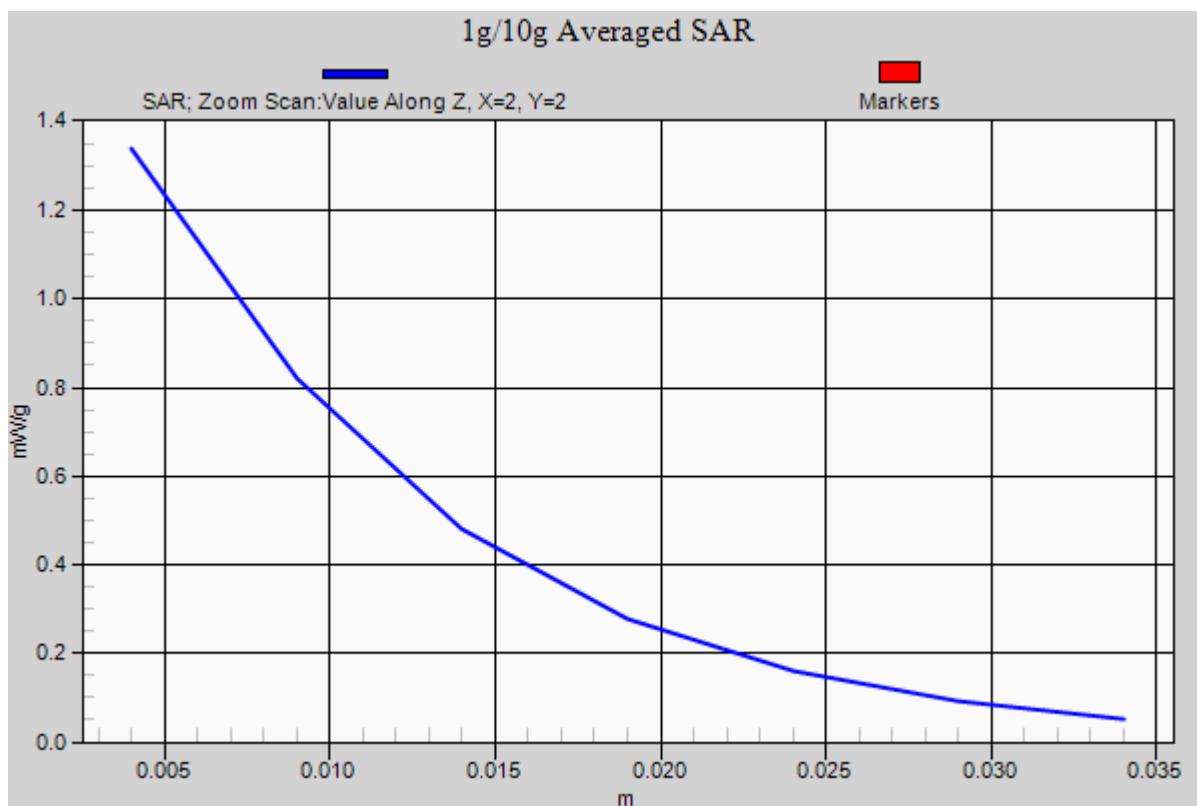
Ch9538/Zoom Scan (5x5x7)/Cube 0: Measurement grid: dx=8mm, dy=8mm, dz=5mm

Reference Value = 18.5 V/m; Power Drift = -0.022 dB

Peak SAR (extrapolated) = 2.03 W/kg

SAR(1 g) = 1.19 mW/g; SAR(10 g) = 0.632 mW/g

Maximum value of SAR (measured) = 1.34 mW/g



#03 WCDMA II_RMC12.2K_Left Side_1cm_Ch9400

DUT: 0D0736

Communication System: WCDMA; Frequency: 1880 MHz; Duty Cycle: 1:1

Medium: MSL_1900_110118 Medium parameters used: $f = 1880$ MHz; $\sigma = 1.53$ mho/m; $\epsilon_r = 53$; $\rho = 1000$

kg/m³

Ambient Temperature : 22.5 ; Liquid Temperature : 21.4

DASY5 Configuration:

- Probe: ET3DV6 - SN1788; ConvF(4.39, 4.39, 4.39); Calibrated: 2010/9/21

- Sensor-Surface: 4mm (Mechanical Surface Detection)

- Electronics: DAE4 Sn913; Calibrated: 2010/11/18

- Phantom: SAM - Front; Type: SAM; Serial: TP-1446

- Measurement SW: DASY5, V5.0 Build 125; SEMCAD X Version 13.4 Build 125

Ch9400/Area Scan (41x61x1): Measurement grid: dx=15mm, dy=15mm

Maximum value of SAR (interpolated) = 0.234 mW/g

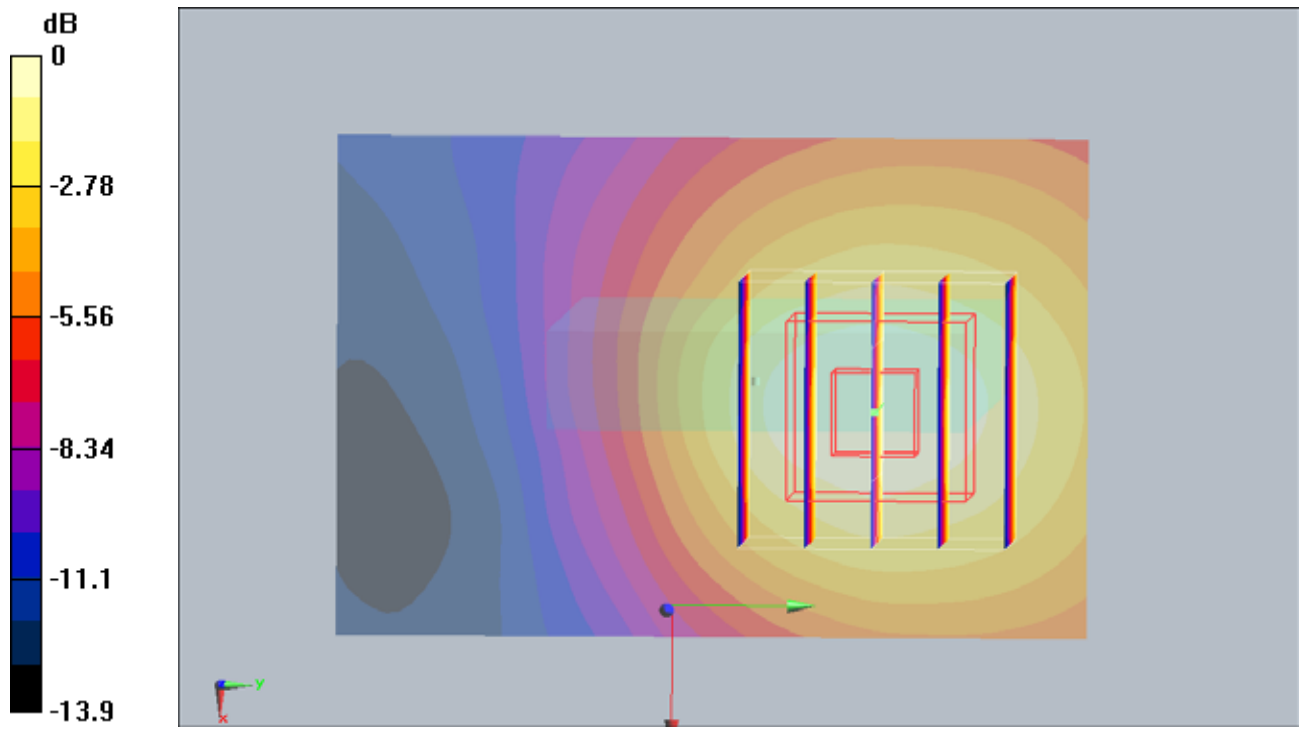
Ch9400/Zoom Scan (5x5x7)/Cube 0: Measurement grid: dx=8mm, dy=8mm, dz=5mm

Reference Value = 11.4 V/m; Power Drift = 0.018 dB

Peak SAR (extrapolated) = 0.291 W/kg

SAR(1 g) = 0.209 mW/g; SAR(10 g) = 0.131 mW/g

Maximum value of SAR (measured) = 0.229 mW/g



0 dB = 0.229mW/g

#11 WCDMA II_RMC12.2K_Right Side_1cm_Ch9262

DUT: 0D0736

Communication System: WCDMA; Frequency: 1852.4 MHz; Duty Cycle: 1:1

Medium: MSL_1900_110118 Medium parameters used: $f = 1852.4$ MHz; $\sigma = 1.49$ mho/m; $\epsilon_r = 53.1$; $\rho = 1000$

kg/m³

Ambient Temperature : 22.5 ; Liquid Temperature : 21.4

DASY5 Configuration:

- Probe: ET3DV6 - SN1788; ConvF(4.39, 4.39, 4.39); Calibrated: 2010/9/21

- Sensor-Surface: 4mm (Mechanical Surface Detection)

- Electronics: DAE4 Sn913; Calibrated: 2010/11/18

- Phantom: SAM - Front; Type: SAM; Serial: TP-1446

- Measurement SW: DASY5, V5.0 Build 125; SEMCAD X Version 13.4 Build 125

Ch9262/Area Scan (41x61x1): Measurement grid: dx=15mm, dy=15mm

Maximum value of SAR (interpolated) = 0.964 mW/g

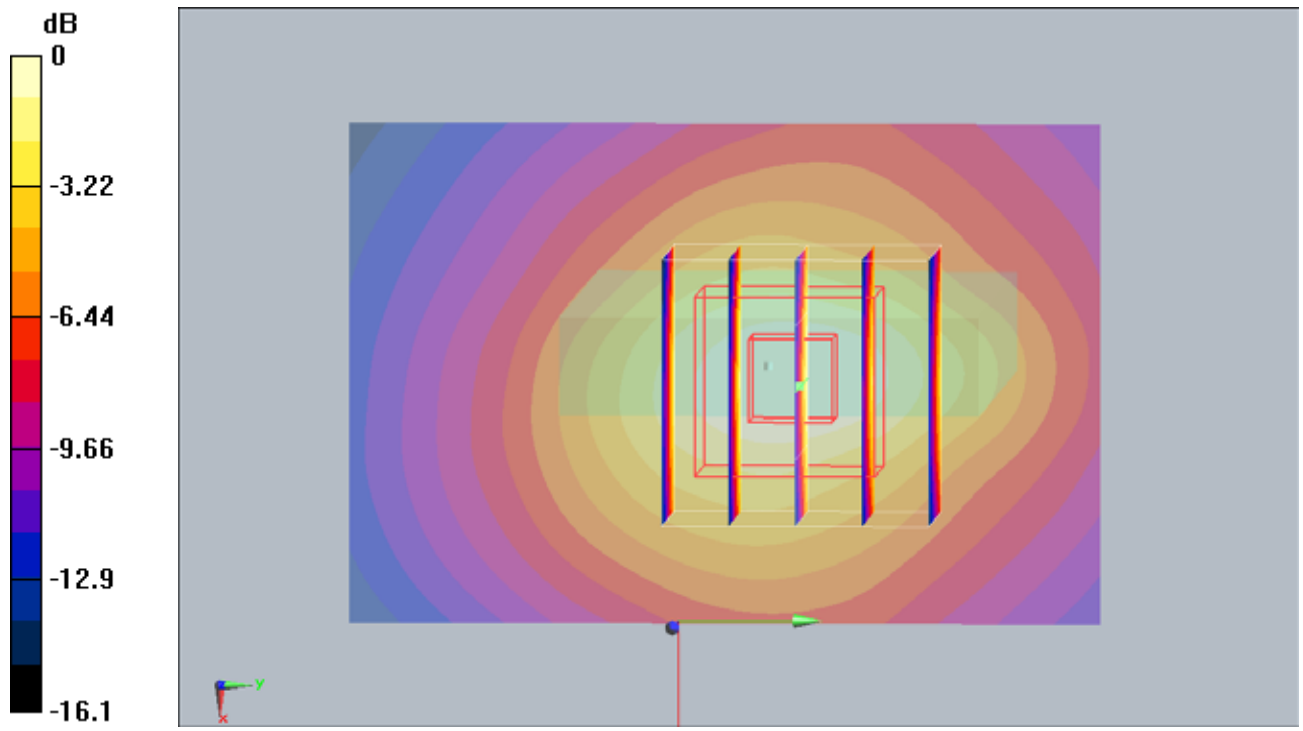
Ch9262/Zoom Scan (5x5x7)/Cube 0: Measurement grid: dx=8mm, dy=8mm, dz=5mm

Reference Value = 27.8 V/m; Power Drift = -0.124 dB

Peak SAR (extrapolated) = 1.18 W/kg

SAR(1 g) = 0.812 mW/g; SAR(10 g) = 0.468 mW/g

Maximum value of SAR (measured) = 0.931 mW/g



0 dB = 0.931mW/g

#05 WCDMA II_RMC12.2K_Top Side_1cm_Ch9400

DUT: 0D0736

Communication System: WCDMA; Frequency: 1880 MHz; Duty Cycle: 1:1

Medium: MSL_1900_110118 Medium parameters used: $f = 1880$ MHz; $\sigma = 1.53$ mho/m; $\epsilon_r = 53$; $\rho = 1000$

kg/m³

Ambient Temperature : 22.5 ; Liquid Temperature : 21.5

DASY5 Configuration:

- Probe: ET3DV6 - SN1788; ConvF(4.39, 4.39, 4.39); Calibrated: 2010/9/21
- Sensor-Surface: 4mm (Mechanical Surface Detection)
- Electronics: DAE4 Sn913; Calibrated: 2010/11/18
- Phantom: SAM - Front; Type: SAM; Serial: TP-1446
- Measurement SW: DASY5, V5.0 Build 125; SEMCAD X Version 13.4 Build 125

Ch9400/Area Scan (41x81x1): Measurement grid: dx=15mm, dy=15mm

Maximum value of SAR (interpolated) = 0.460 mW/g

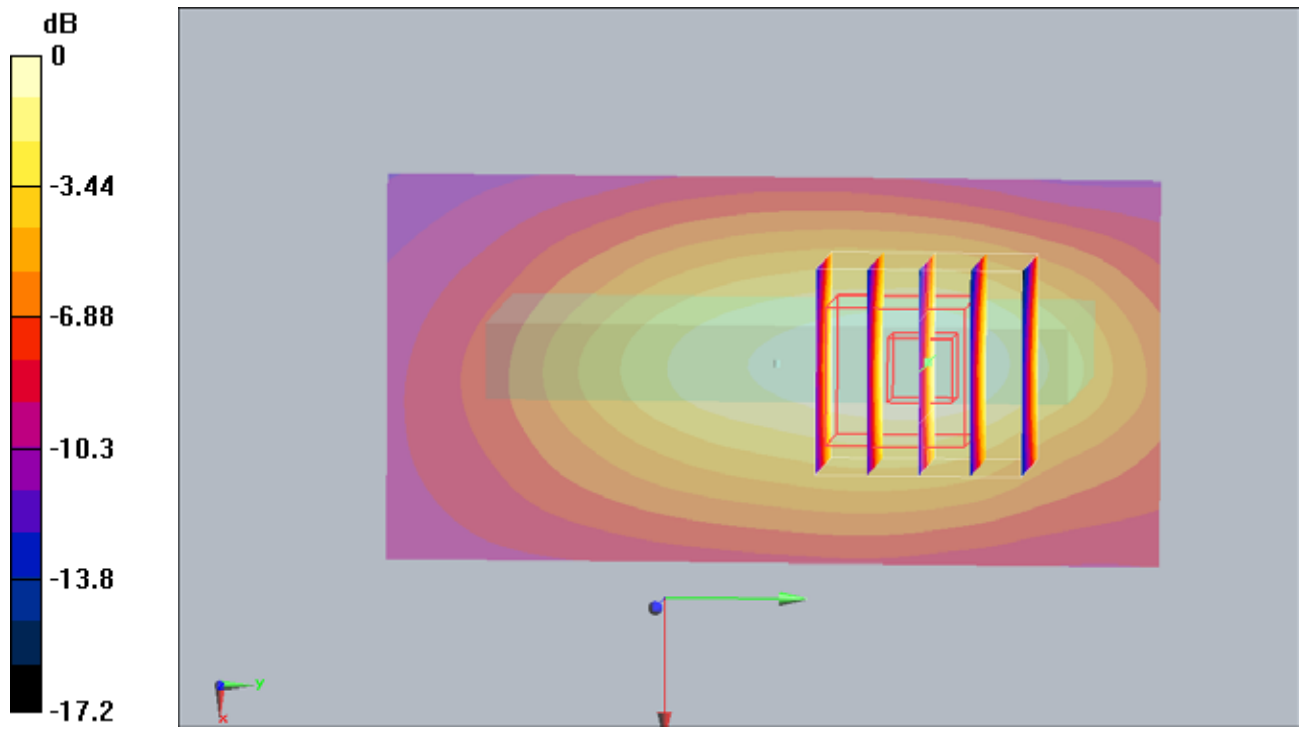
Ch9400/Zoom Scan (5x5x7)/Cube 0: Measurement grid: dx=8mm, dy=8mm, dz=5mm

Reference Value = 16.9 V/m; Power Drift = 0.040 dB

Peak SAR (extrapolated) = 0.583 W/kg

SAR(1 g) = 0.399 mW/g; SAR(10 g) = 0.242 mW/g

Maximum value of SAR (measured) = 0.440 mW/g



0 dB = 0.440mW/g

#06 WCDMA II_RMC12.2K_Bottom Side_1cm_Ch9400

DUT: 0D0736

Communication System: WCDMA; Frequency: 1880 MHz; Duty Cycle: 1:1

Medium: MSL_1900_110118 Medium parameters used: $f = 1880$ MHz; $\sigma = 1.53$ mho/m; $\epsilon_r = 53$; $\rho = 1000$

kg/m³

Ambient Temperature : 22.3 ; Liquid Temperature : 21.5

DASY5 Configuration:

- Probe: ET3DV6 - SN1788; ConvF(4.39, 4.39, 4.39); Calibrated: 2010/9/21

- Sensor-Surface: 4mm (Mechanical Surface Detection)

- Electronics: DAE4 Sn913; Calibrated: 2010/11/18

- Phantom: SAM - Front; Type: SAM; Serial: TP-1446

- Measurement SW: DASY5, V5.0 Build 125; SEMCAD X Version 13.4 Build 125

Ch9400/Area Scan (41x81x1): Measurement grid: dx=15mm, dy=15mm

Maximum value of SAR (interpolated) = 0.355 mW/g

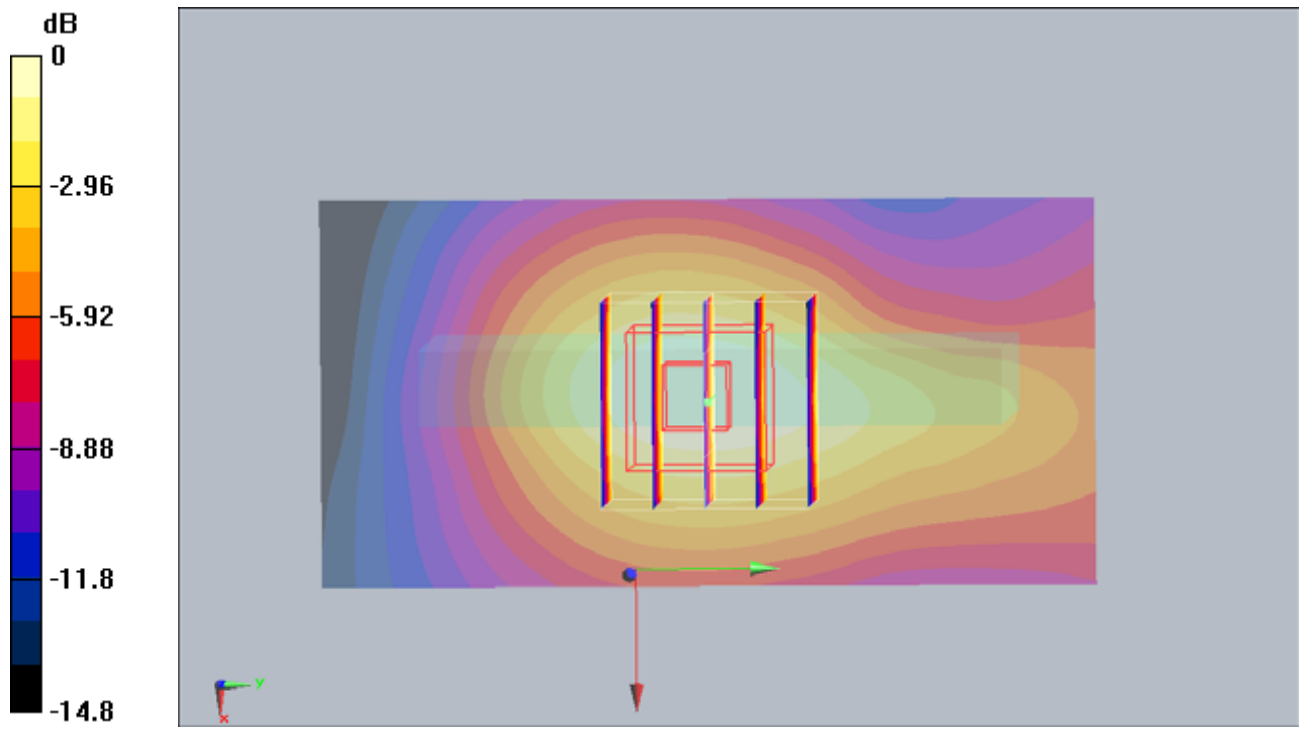
Ch9400/Zoom Scan (5x5x7)/Cube 0: Measurement grid: dx=8mm, dy=8mm, dz=5mm

Reference Value = 16.8 V/m; Power Drift = -0.023 dB

Peak SAR (extrapolated) = 0.442 W/kg

SAR(1 g) = 0.320 mW/g; SAR(10 g) = 0.200 mW/g

Maximum value of SAR (measured) = 0.351 mW/g



0 dB = 0.351mW/g