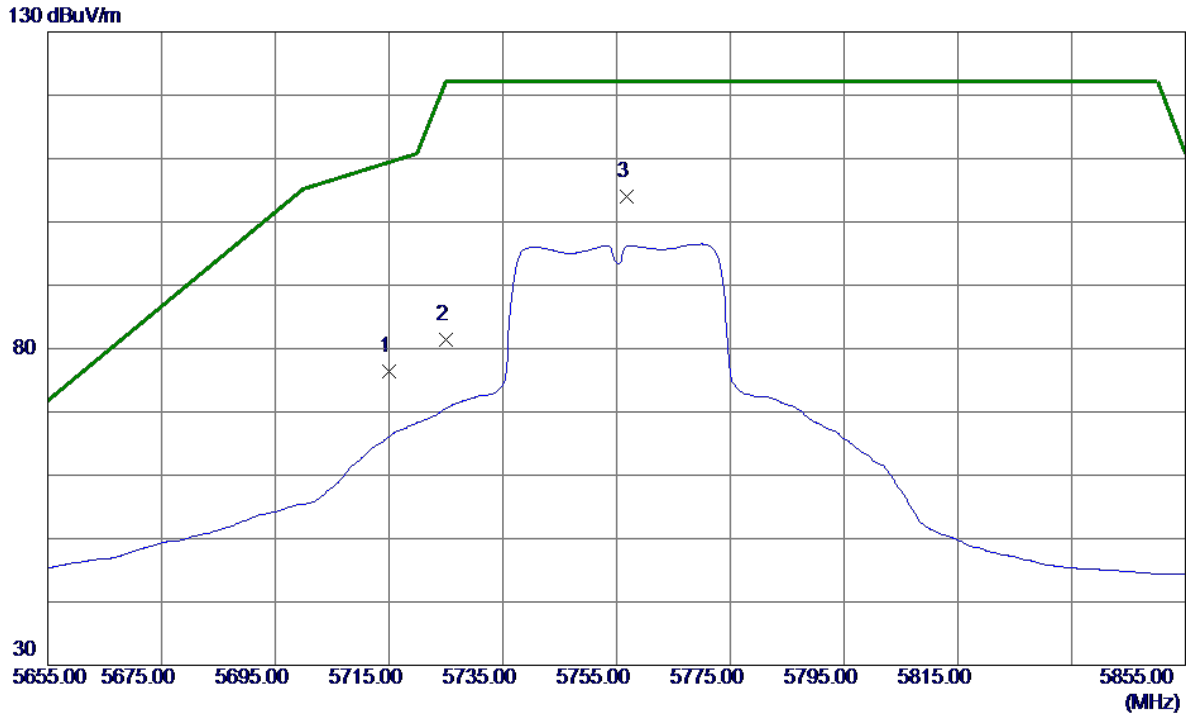


Orthogonal Axis:	X
Test Mode:	UNII-3/TX N40 Mode 5755MHz

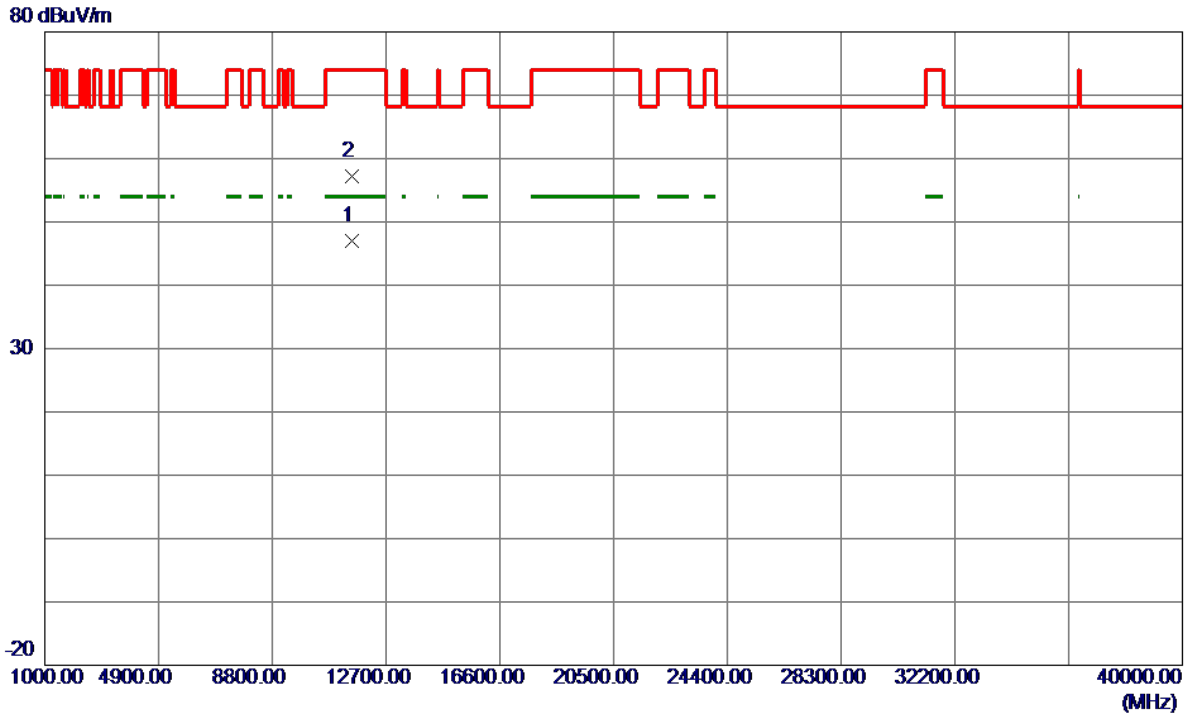
Vertical



No.	Freq. MHz	Reading Level dBuV/m	Correct Factor dB	Measurement dBuV/m	Limit dBuV/m	Margin dB	Detector	Comment
1	5715.0000	32.82	43.53	76.35	109.40	-33.05	Peak	
2	5725.0000	37.89	43.56	81.45	122.20	-40.75	Peak	
3 *	5756.8000	60.44	43.66	104.10	122.20	-18.10	Peak	

Orthogonal Axis:	X
Test Mode:	UNII-3/TX N40 Mode 5755MHz

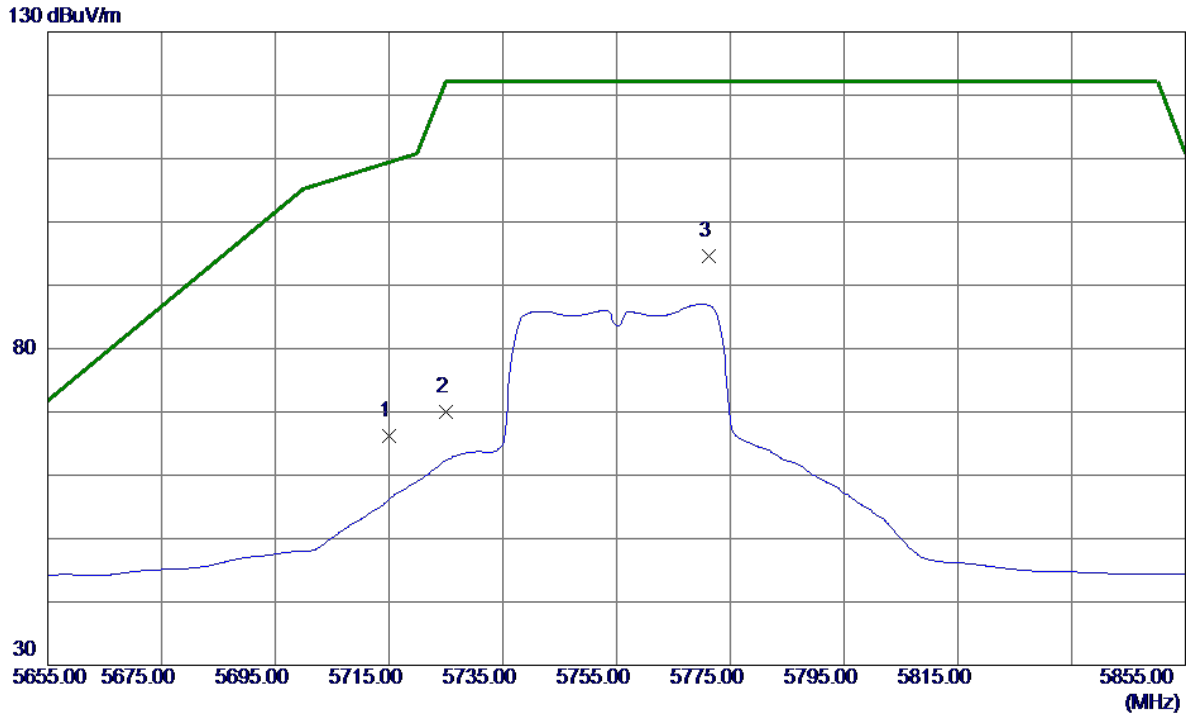
Vertical



No.	Freq. MHz	Reading Level dBuV/m	Correct Factor dB	Measure ment dBuV/m	Limit dBuV/m	Margin dB	Detector	Comment
1 *	11511.4000	29.20	17.79	46.99	54.00	-7.01	AVG	
2	11516.2000	39.41	17.79	57.20	74.00	-16.80	Peak	

Orthogonal Axis:	X
Test Mode:	UNII-3/TX N40 Mode 5755MHz

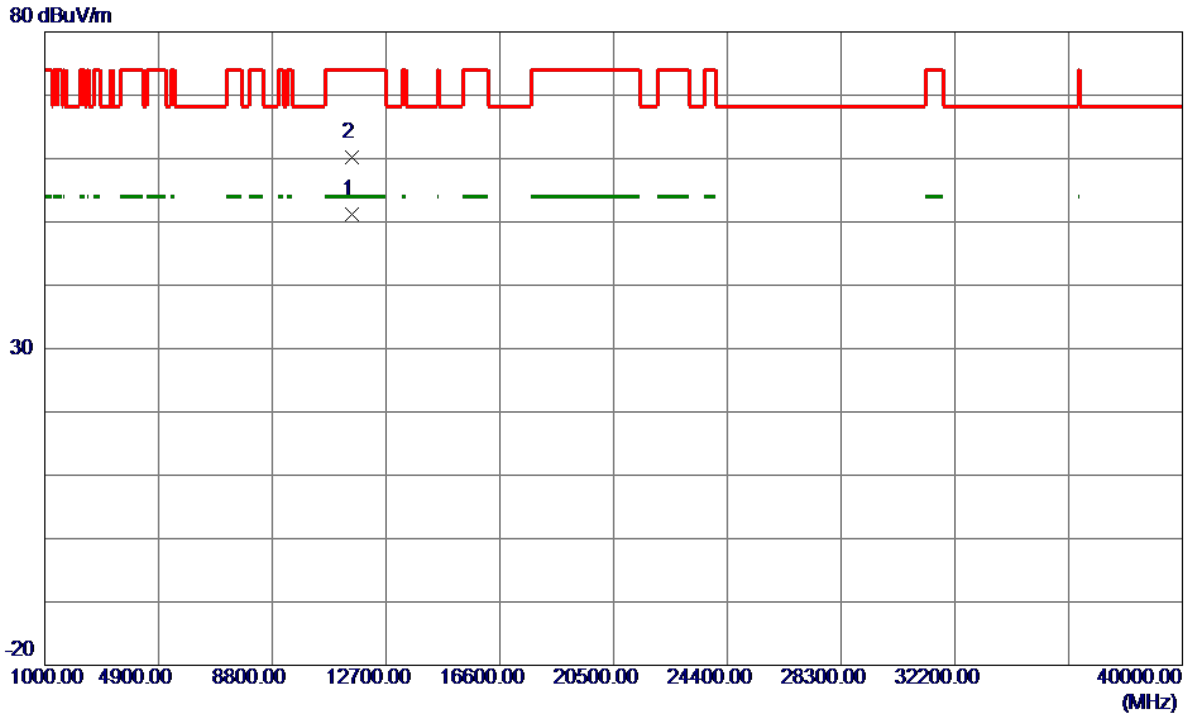
Horizontal



No.	Freq. MHz	Reading Level dBuV/m	Correct Factor dB	Measure ment dBuV/m	Limit dBuV/m	Margin dB	Detector	Comment
1	5715.0000	22.63	43.53	66.16	109.40	-43.24	Peak	
2	5725.0000	26.36	43.56	69.92	122.20	-52.28	Peak	
3 *	5771.2000	50.85	43.70	94.55	122.20	-27.65	Peak	

Orthogonal Axis:	X
Test Mode:	UNII-3/TX N40 Mode 5755MHz

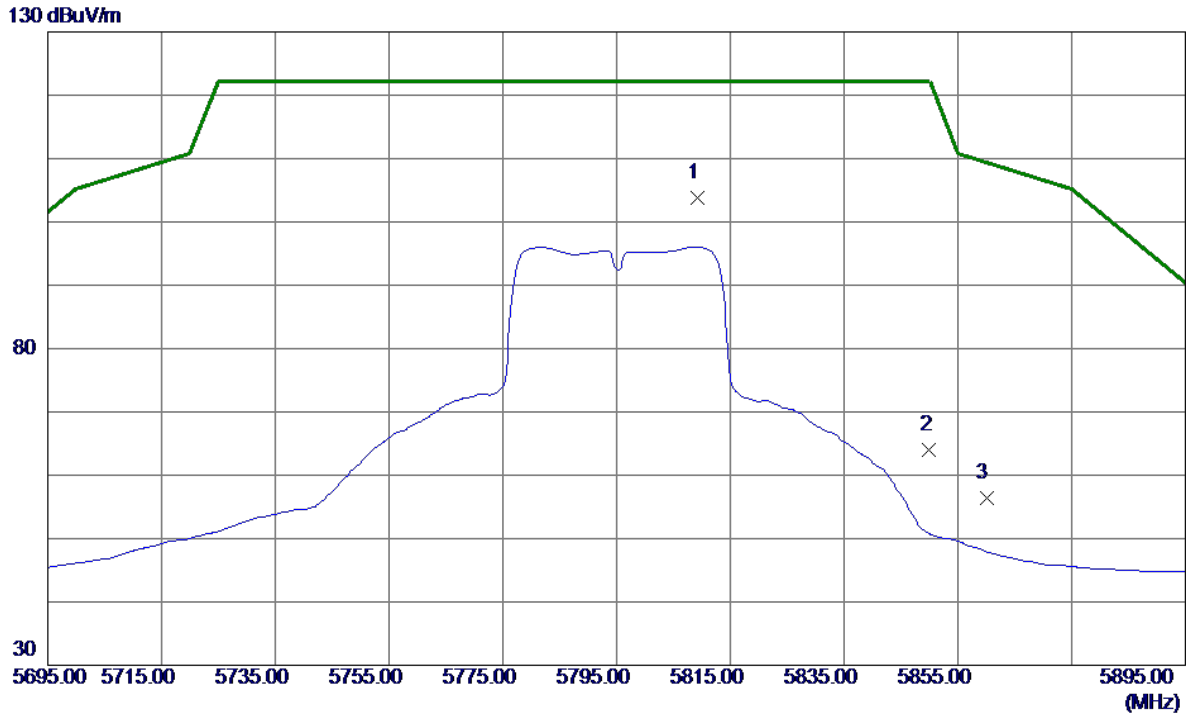
Horizontal



No.	Freq. MHz	Reading Level dBuV/m	Correct Factor dB	Measure ment dBuV/m	Limit dBuV/m	Margin dB	Detector	Comment
1 *	11510.3000	33.44	17.79	51.23	54.00	-2.77	AVG	
2	11511.4000	42.45	17.79	60.24	74.00	-13.76	Peak	

Orthogonal Axis:	X
Test Mode:	UNII-3/TX N40 Mode 5795MHz

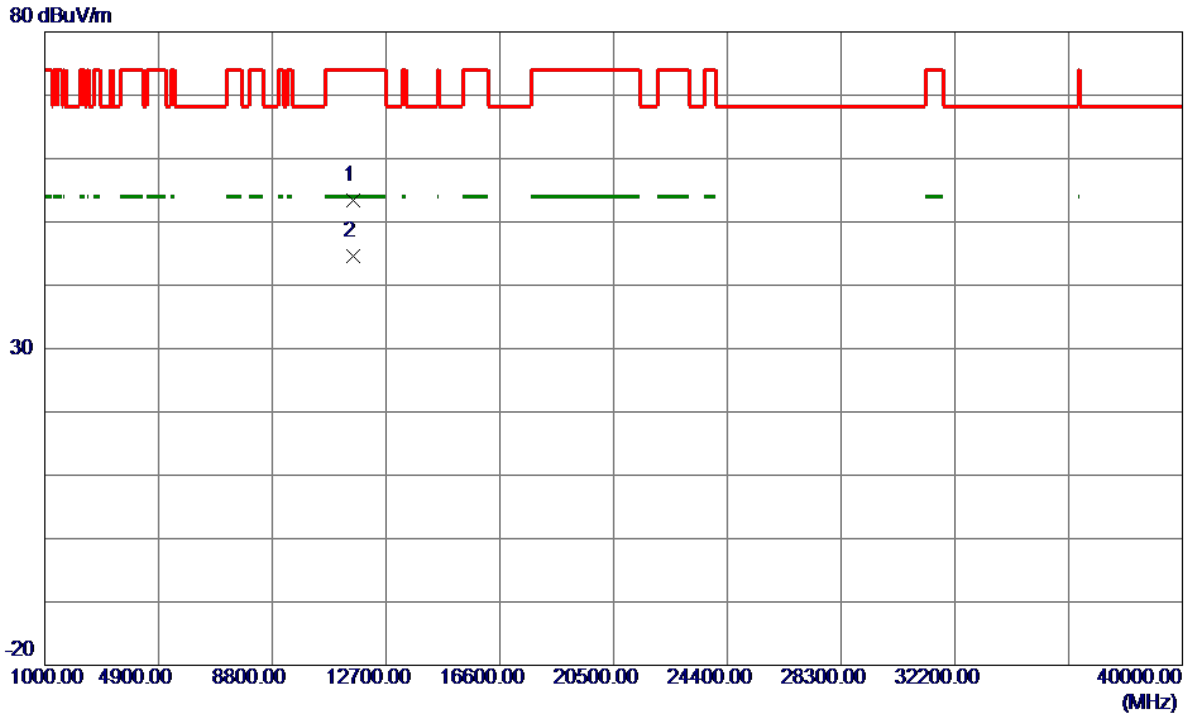
Vertical



No.	Freq. MHz	Reading Level dBuV/m	Correct Factor dB	Measure ment dBuV/m	Limit dBuV/m	Margin dB	Detector	Comment
1 *	5809.2000	59.98	43.81	103.79	122.20	-18.41	Peak	
2	5850.0000	20.13	43.94	64.07	122.20	-58.13	Peak	
3	5860.0000	12.50	43.97	56.47	109.40	-52.93	Peak	

Orthogonal Axis:	X
Test Mode:	UNII-3/TX N40 Mode 5795MHz

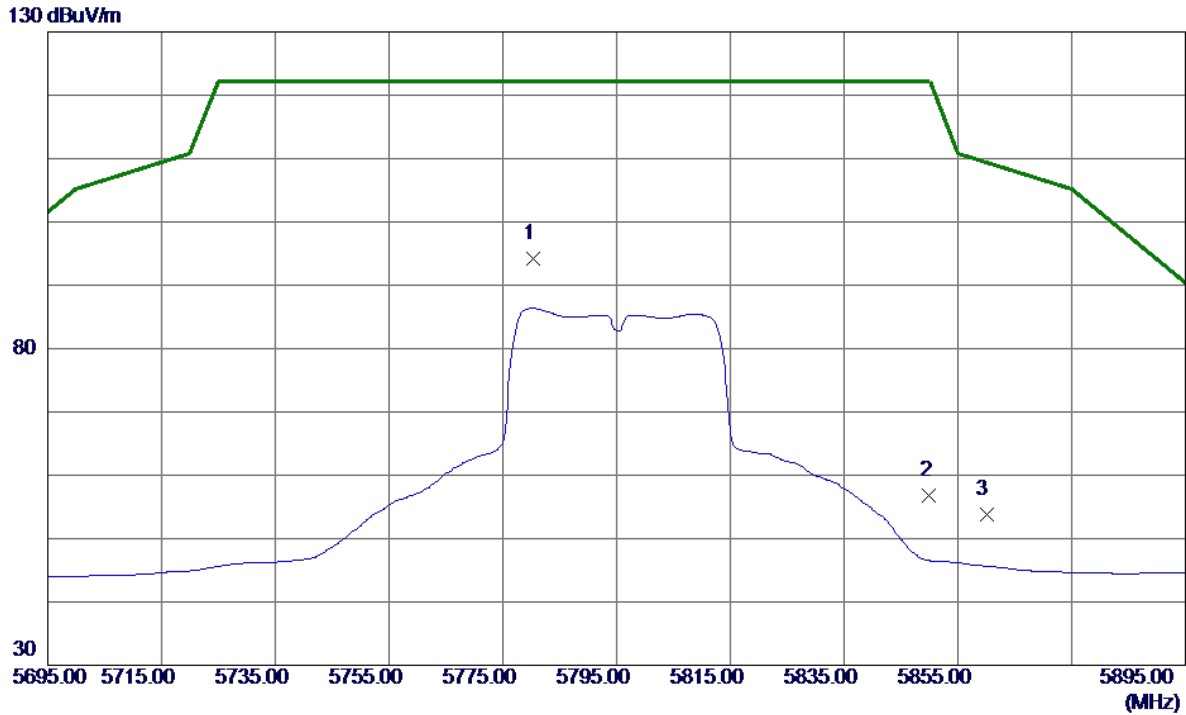
Vertical



No.	Freq. MHz	Reading Level dBuV/m	Correct Factor dB	Measure ment dBuV/m	Limit dBuV/m	Margin dB	Detector	Comment
1	11590.5000	35.58	17.83	53.41	74.00	-20.59	Peak	
2 *	11590.5000	26.83	17.83	44.66	54.00	-9.34	AVG	

Orthogonal Axis:	X
Test Mode:	UNII-3/TX N40 Mode 5795MHz

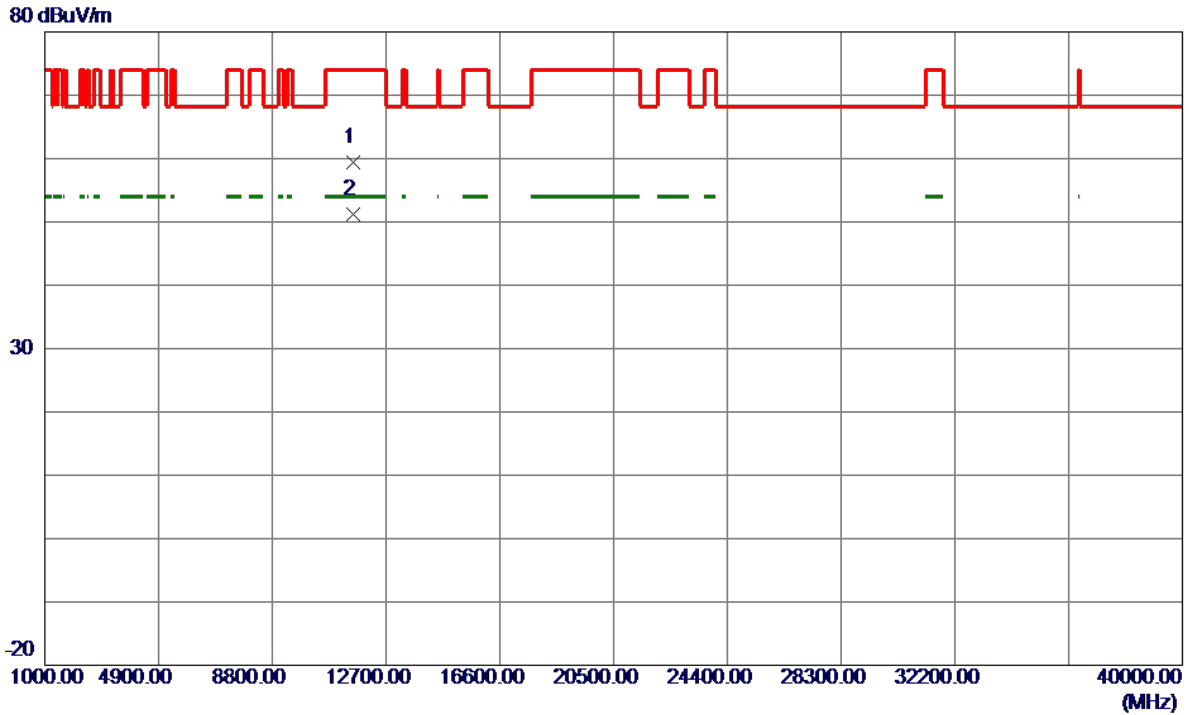
Horizontal



No.	Freq. MHz	Reading Level dBuV/m	Correct Factor dB	Measure ment dBuV/m	Limit dBuV/m	Margin dB	Detector	Comment
1 *	5780.4000	50.48	43.73	94.21	122.20	-27.99	Peak	
2	5850.0000	12.89	43.94	56.83	122.20	-65.37	Peak	
3	5860.0000	9.90	43.97	53.87	109.40	-55.53	Peak	

Orthogonal Axis:	X
Test Mode:	UNII-3/TX N40 Mode 5795MHz

Horizontal

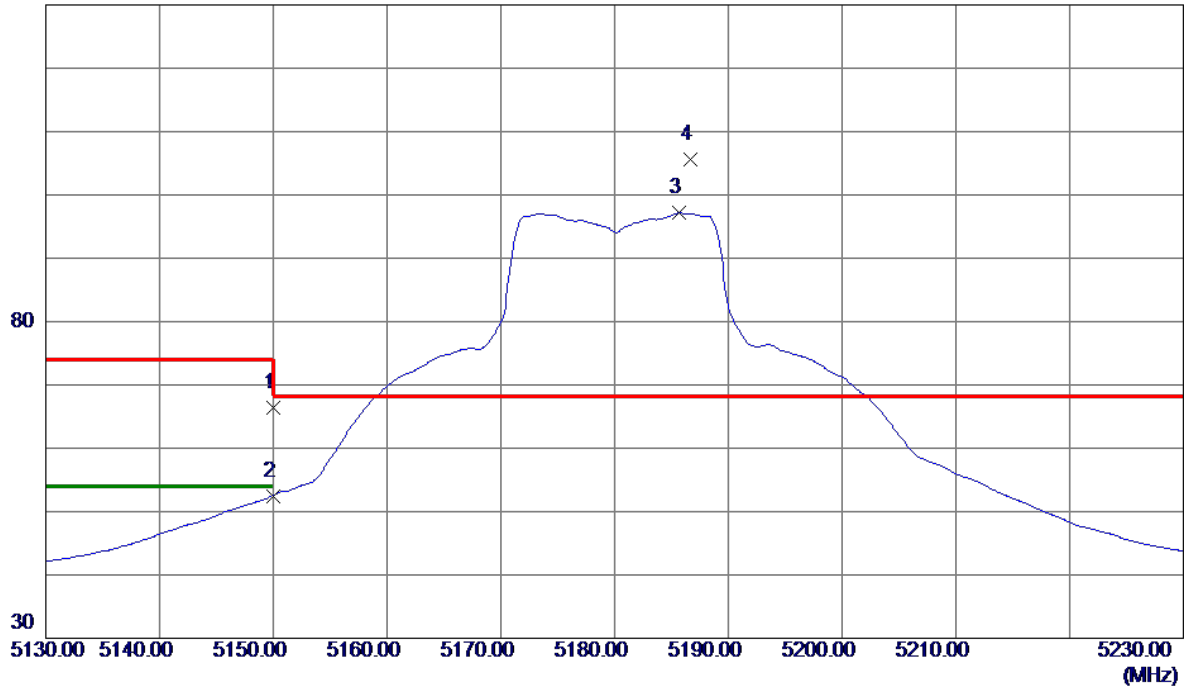


No.	Freq. MHz	Reading Level dBuV/m	Correct Factor dB	Measure ment dBuV/m	Limit dBuV/m	Margin dB	Detector	Comment
1	11589.3000	41.49	17.83	59.32	74.00	-14.68	Peak	
2 *	11590.0000	33.44	17.83	51.27	54.00	-2.73	AVG	

Orthogonal Axis:	X
Test Mode:	UNII-1/ TX AC20 Mode 5180MHz

Vertical

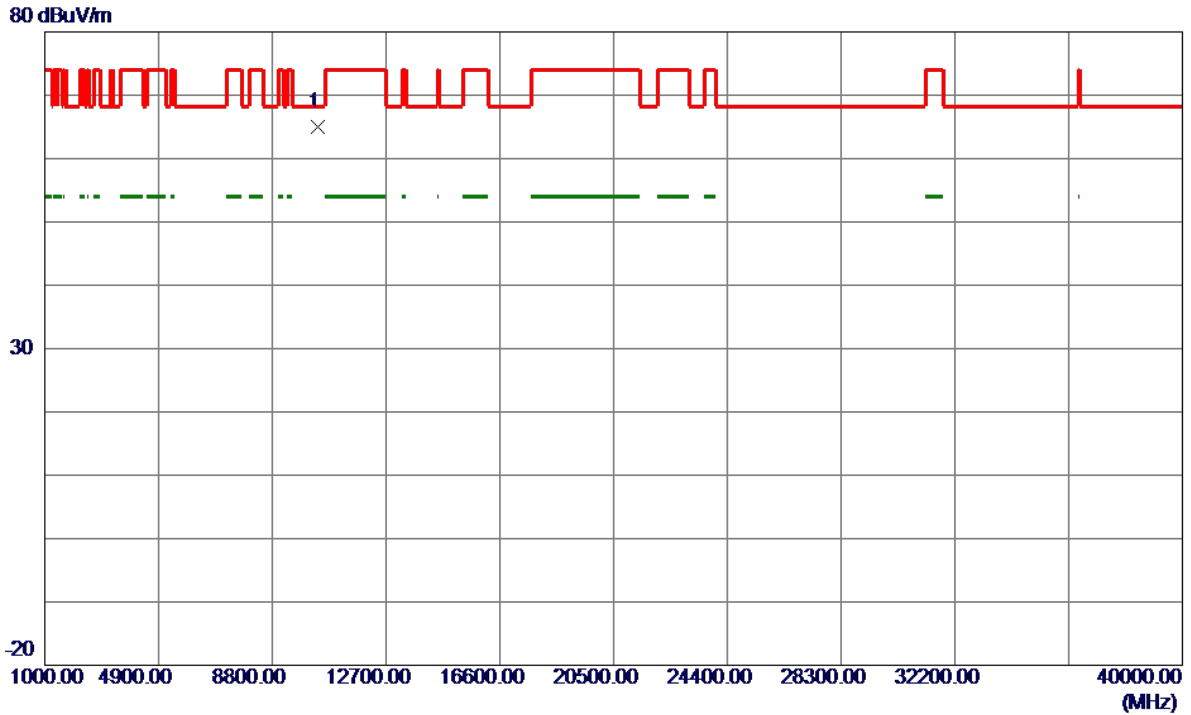
130 dBuV/m



No.	Freq. MHz	Reading Level dBuV/m	Correct Factor dB	Measure ment dBuV/m	Limit dBuV/m	Margin dB	Detector	Comment
1	5150.0000	25.30	41.10	66.40	74.00	-7.60	Peak	
2	5150.0000	11.32	41.10	52.42	54.00	-1.58	AVG	
3	5185.7000	55.84	41.28	97.12	999.00	-901.88	AVG	No Limit
4 *	5186.7000	64.28	41.29	105.57	68.30	37.27	Peak	No Limit

Orthogonal Axis:	X
Test Mode:	UNII-1/ TX AC20 Mode 5180MHz

Vertical

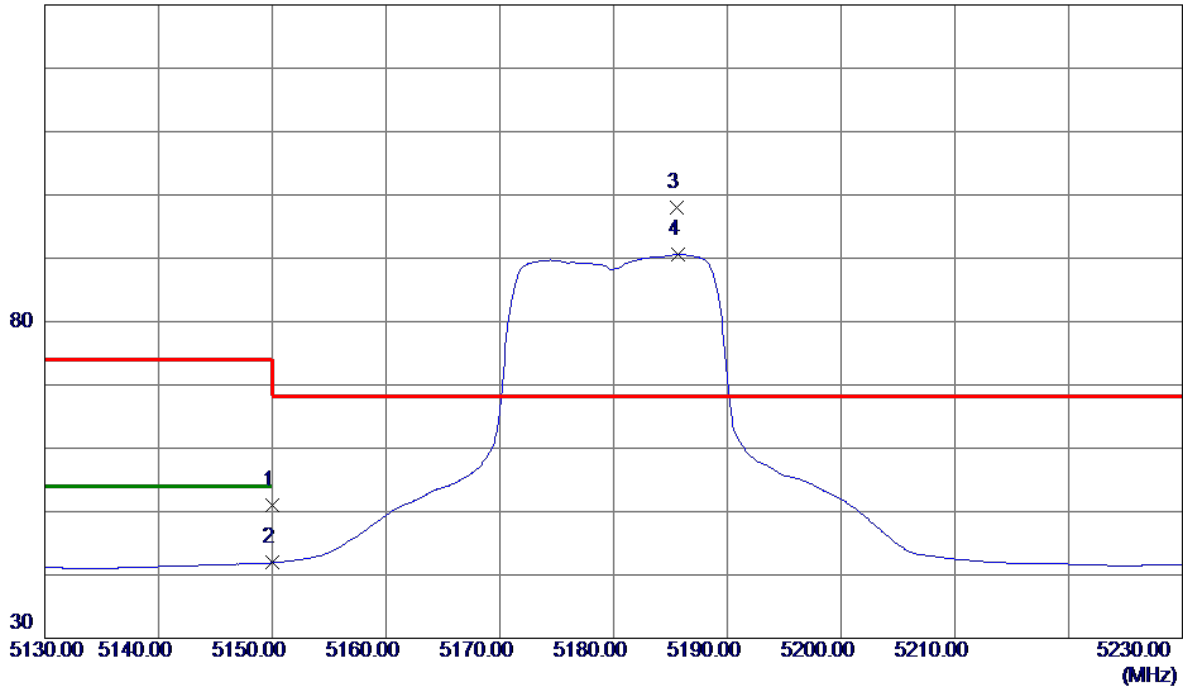


No.	Freq. MHz	Reading Level dBuV/m	Correct Factor dB	Measure ment dBuV/m	Limit dBuV/m	Margin dB	Detector	Comment
1 *	10359.4000	48.64	16.33	64.97	68.30	-3.33	Peak	

Orthogonal Axis:	X
Test Mode:	UNII-1/ TX AC20 Mode 5180MHz

Horizontal

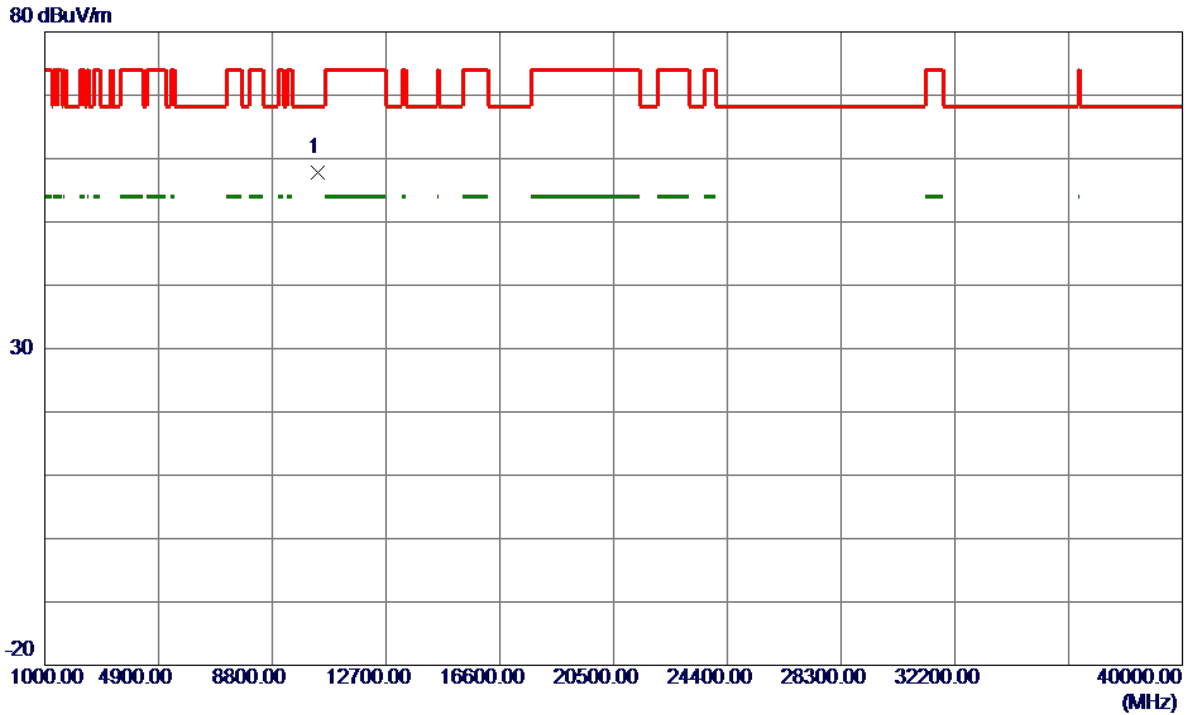
130 dBuV/m



No.	Freq. MHz	Reading Level dBuV/m	Correct Factor dB	Measure ment dBuV/m	Limit dBuV/m	Margin dB	Detector	Comment
1	5150.0000	9.85	41.10	50.95	74.00	-23.05	Peak	
2	5150.0000	0.82	41.10	41.92	54.00	-12.08	AVG	
3 *	5185.6000	56.80	41.28	98.08	68.30	29.78	Peak	No Limit
4	5185.7000	49.34	41.28	90.62	999.00	-908.38	AVG	No Limit

Orthogonal Axis:	X
Test Mode:	UNII-1/ TX AC20 Mode 5180MHz

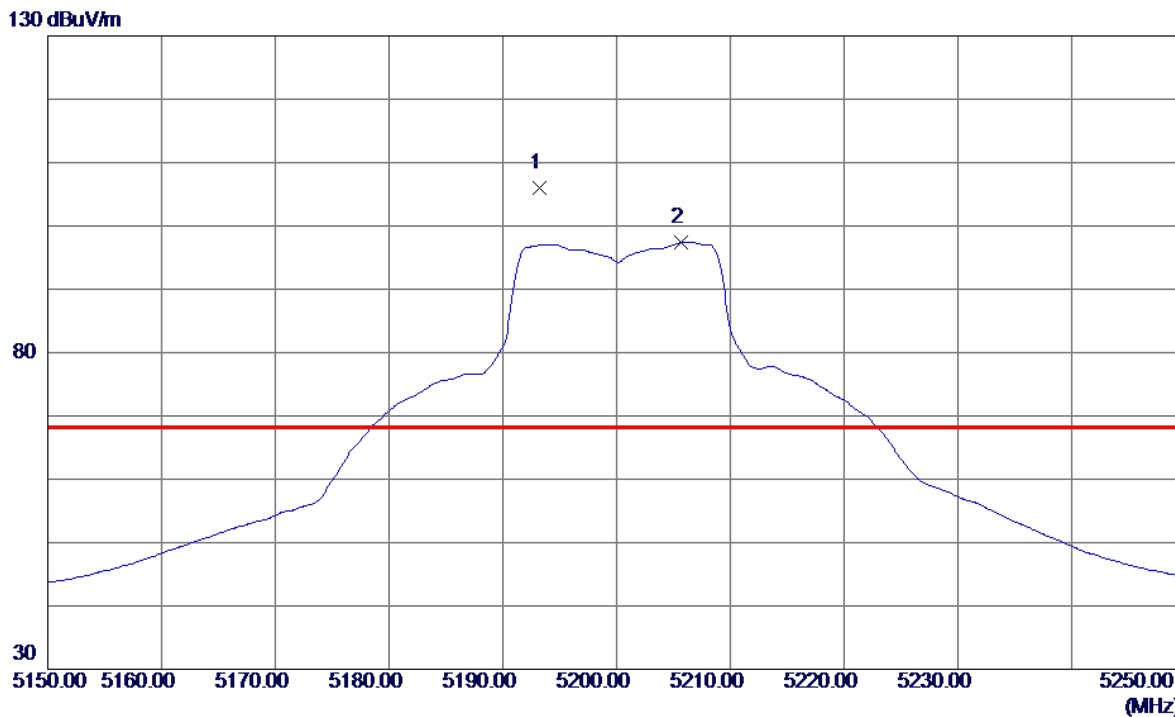
Horizontal



No.	Freq. MHz	Reading Level dBuV/m	Correct Factor dB	Measure ment dBuV/m	Limit dBuV/m	Margin dB	Detector	Comment
1 *	10359.7500	41.44	16.33	57.77	68.30	-10.53	Peak	

Orthogonal Axis:	X
Test Mode:	UNII-1/ TX AC20 Mode 5200MHz

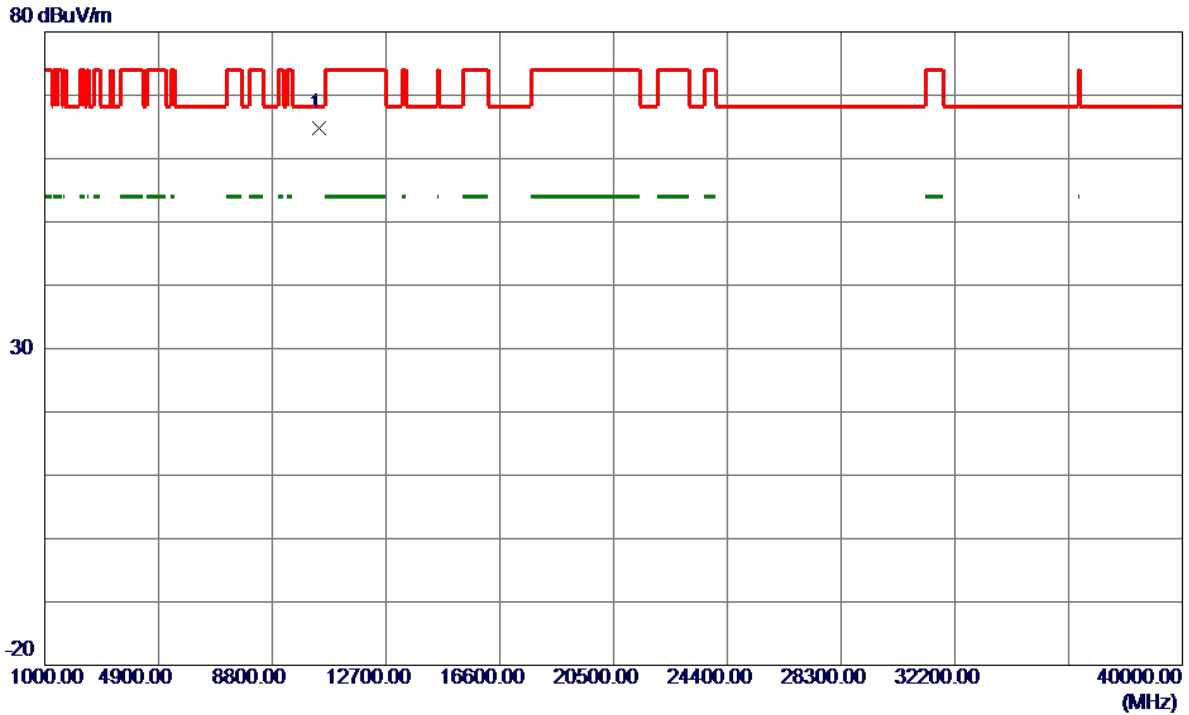
Vertical



No.	Freq. MHz	Reading Level dBuV/m	Correct Factor dB	Measure ment dBuV/m	Limit dBuV/m	Margin dB	Detector	Comment
1 *	5193.2000	64.78	41.32	106.10	68.30	37.80	Peak	No Limit
2	5205.7000	56.00	41.38	97.38	999.00	-901.62	AVG	No Limit

Orthogonal Axis:	X
Test Mode:	UNII-1/ TX AC20 Mode 5200MHz

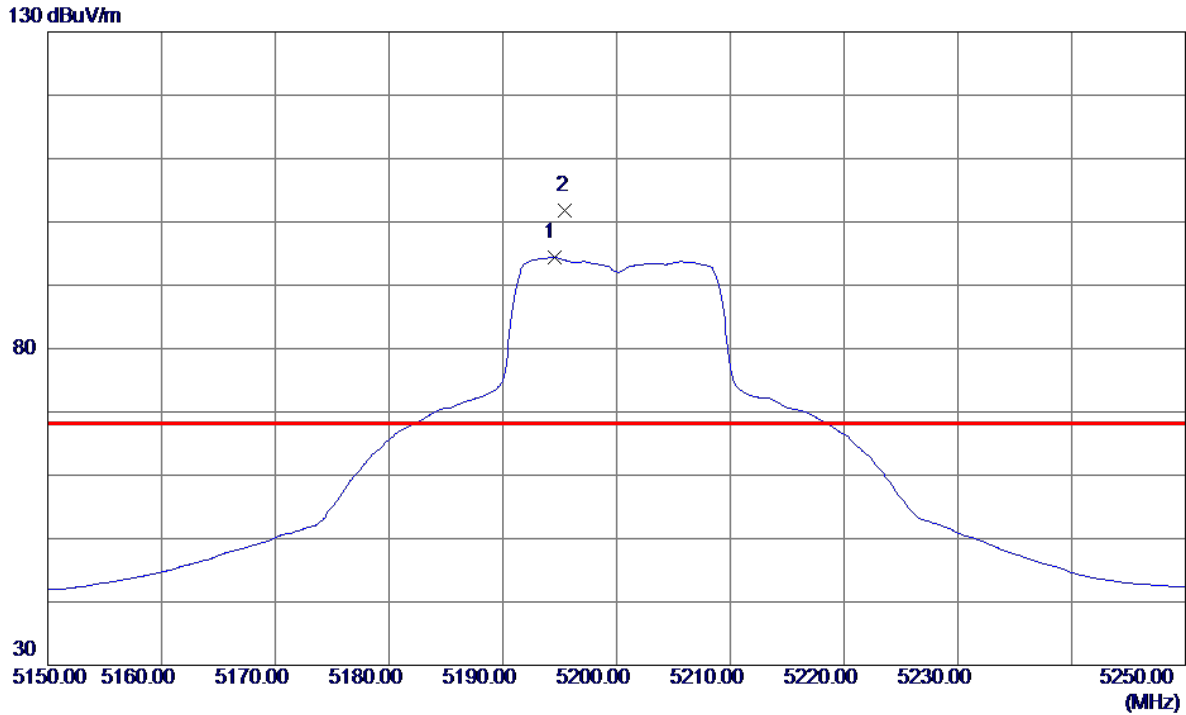
Vertical



No.	Freq. MHz	Reading Level dBuV/m	Correct Factor dB	Measure ment dBuV/m	Limit dBuV/m	Margin dB	Detector	Comment
1 *	10402.9500	48.27	16.45	64.72	68.30	-3.58	Peak	

Orthogonal Axis:	X
Test Mode:	UNII-1/ TX AC20 Mode 5200MHz

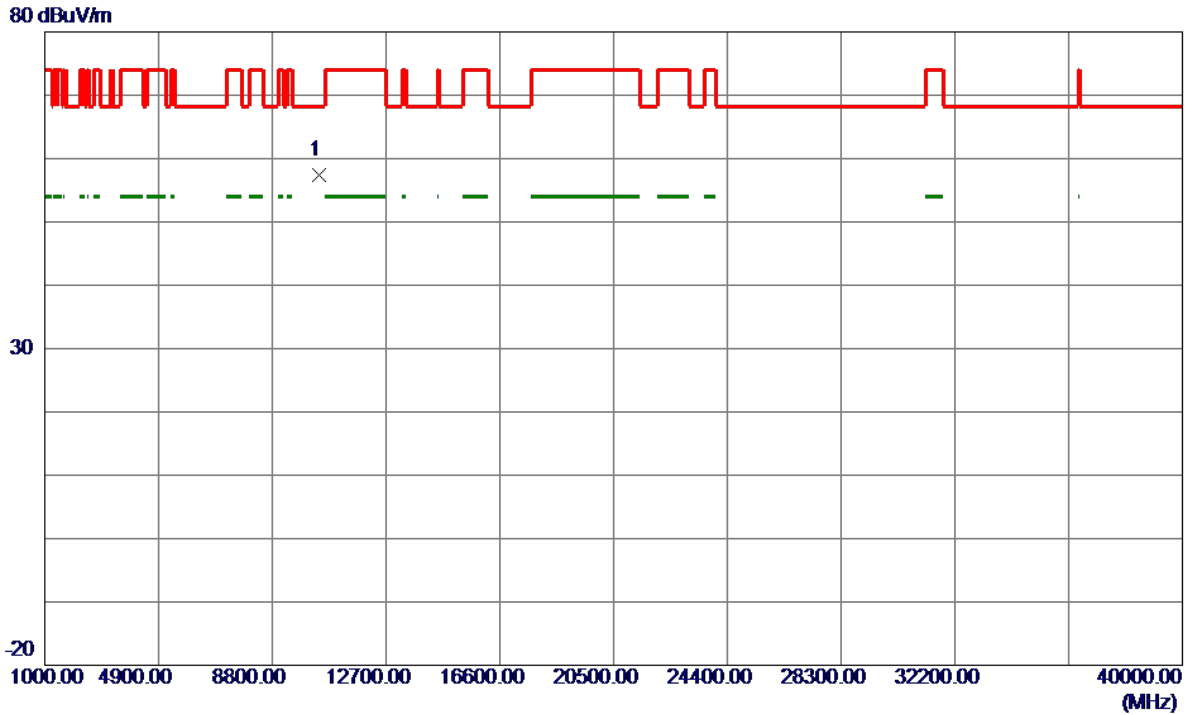
Horizontal



No.	Freq. MHz	Reading Level dBuV/m	Correct Factor dB	Measure ment dBuV/m	Limit dBuV/m	Margin dB	Detector	Comment
1	5194.5000	53.05	41.33	94.38	999.00	-904.62	AVG	No Limit
2 *	5195.5000	60.56	41.33	101.89	68.30	33.59	Peak	No Limit

Orthogonal Axis:	X
Test Mode:	UNII-1/ TX AC20 Mode 5200MHz

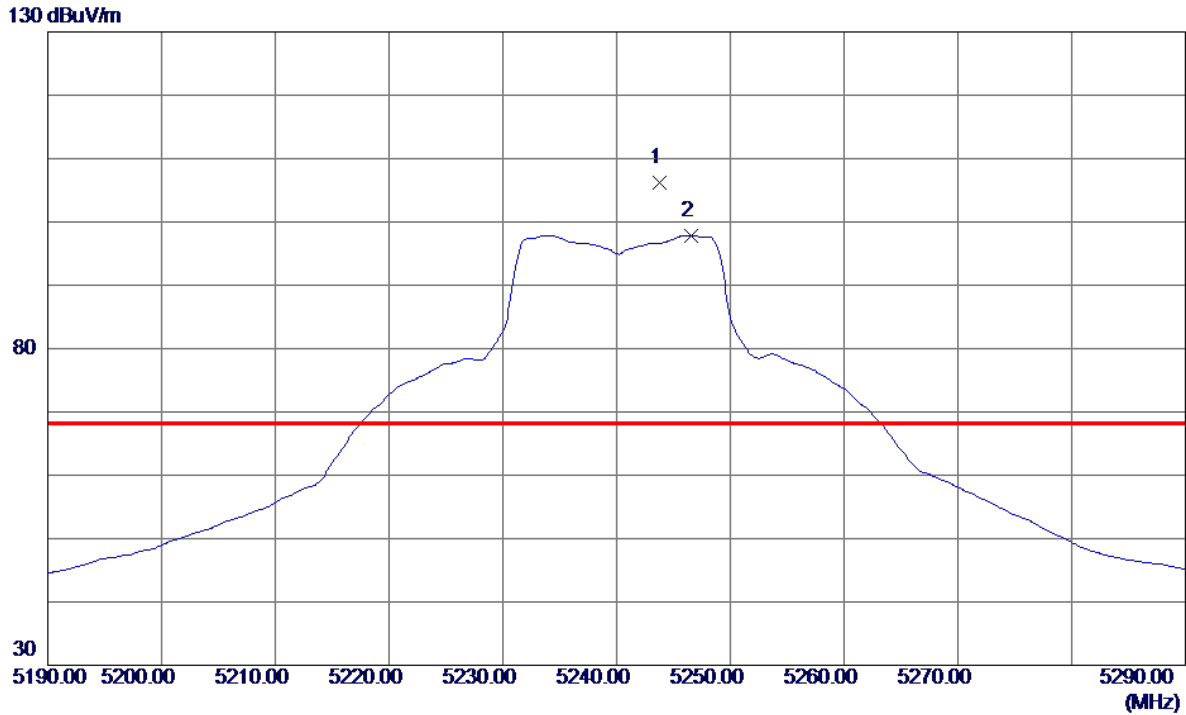
Horizontal



No.	Freq. MHz	Reading Level dBuV/m	Correct Factor dB	Measure ment dBuV/m	Limit dBuV/m	Margin dB	Detector	Comment
1 *	10396.4000	40.88	16.43	57.31	68.30	-10.99	Peak	

Orthogonal Axis:	X
Test Mode:	UNII-1/ TX AC20 Mode 5240MHz

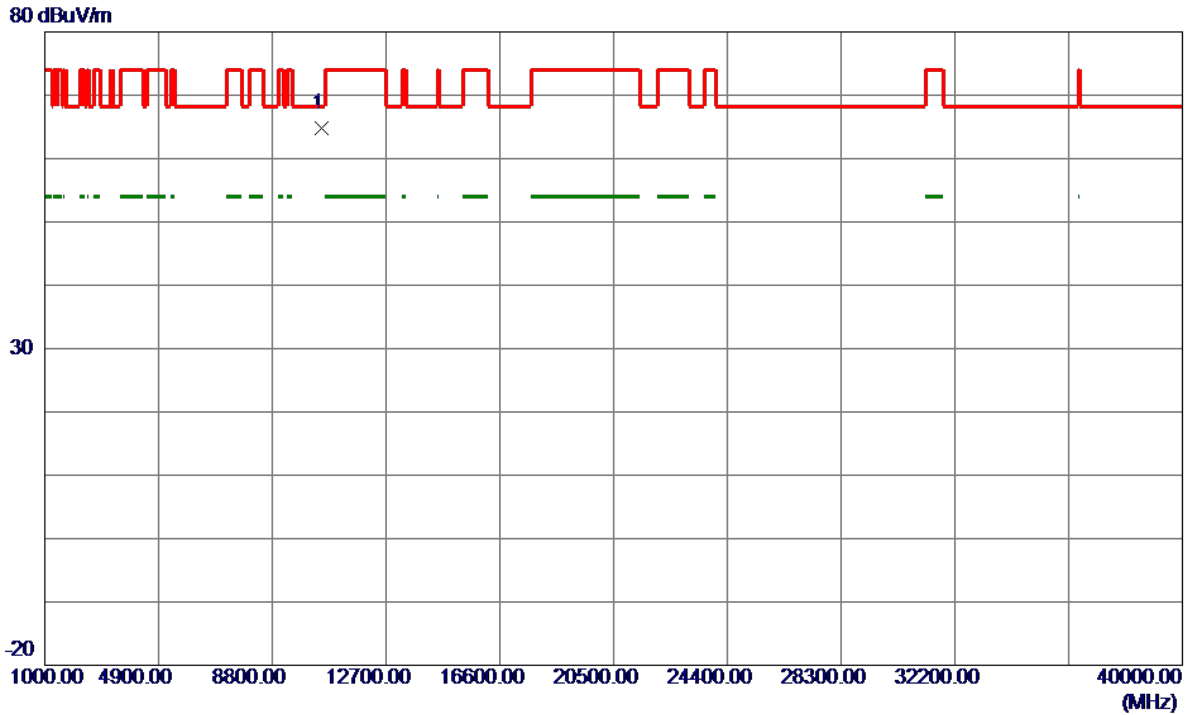
Vertical



No.	Freq. MHz	Reading Level dBuV/m	Correct Factor dB	Measure ment dBuV/m	Limit dBuV/m	Margin dB	Detector	Comment
1 *	5243.8000	64.68	41.58	106.26	68.30	37.96	Peak	No Limit
2	5246.6000	56.22	41.59	97.81	999.00	-901.19	AVG	No Limit

Orthogonal Axis:	X
Test Mode:	UNII-1/ TX AC20 Mode 5240MHz

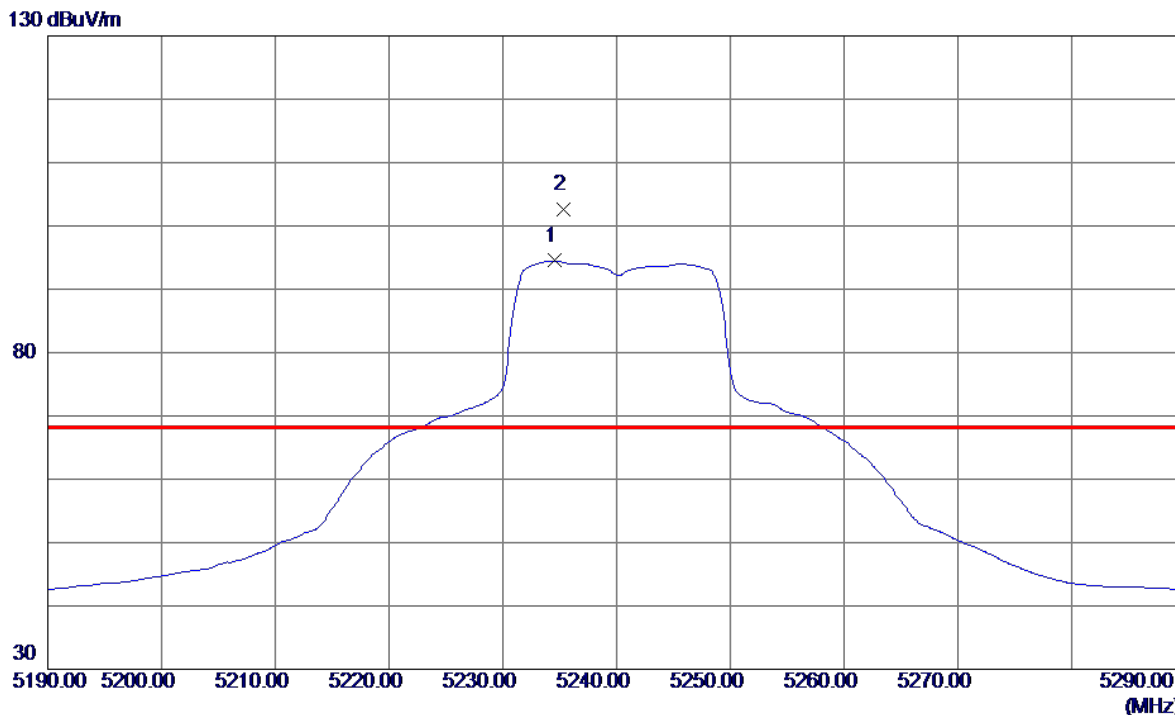
Vertical



No.	Freq. MHz	Reading Level dBuV/m	Correct Factor dB	Measure ment dBuV/m	Limit dBuV/m	Margin dB	Detector	Comment
1 *	10479.5000	48.16	16.65	64.81	68.30	-3.49	Peak	

Orthogonal Axis:	X
Test Mode:	UNII-1/ TX AC20 Mode 5240MHz

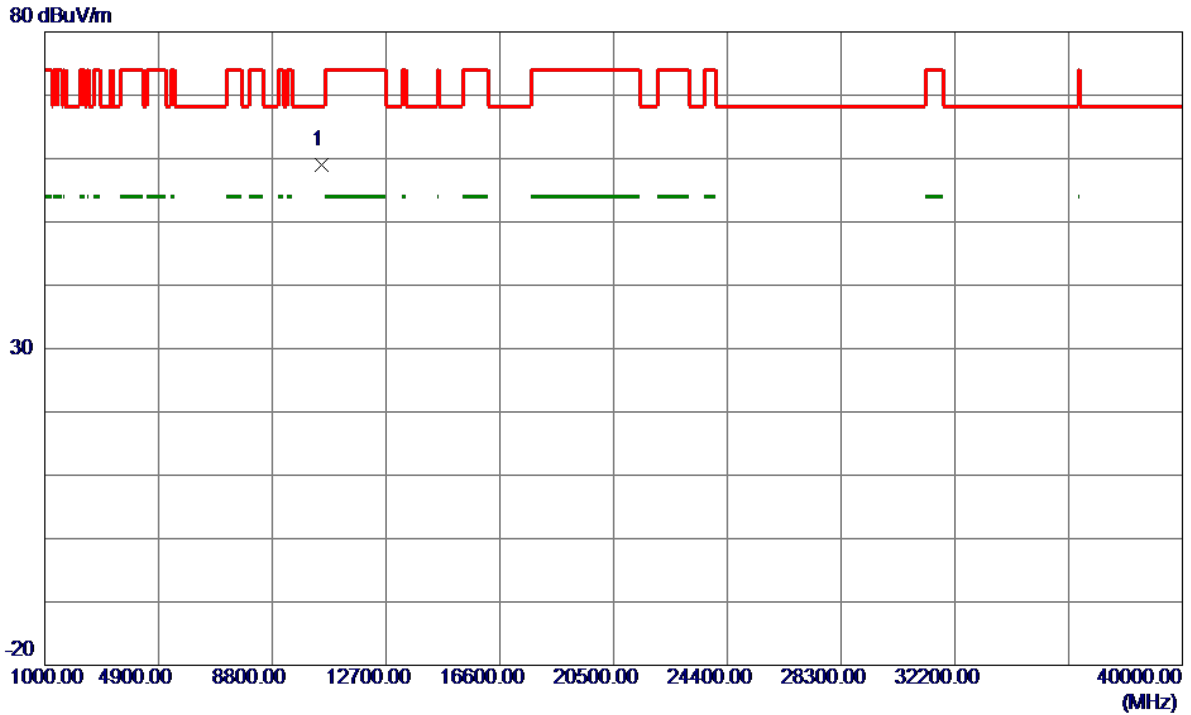
Horizontal



No.	Freq. MHz	Reading Level dBuV/m	Correct Factor dB	Measure ment dBuV/m	Limit dBuV/m	Margin dB	Detector	Comment
1	5234.6000	52.97	41.53	94.50	999.00	-904.50	AVG	No Limit
2 *	5235.3000	61.13	41.54	102.67	68.30	34.37	Peak	No Limit

Orthogonal Axis:	X
Test Mode:	UNII-1/ TX AC20 Mode 5240MHz

Horizontal

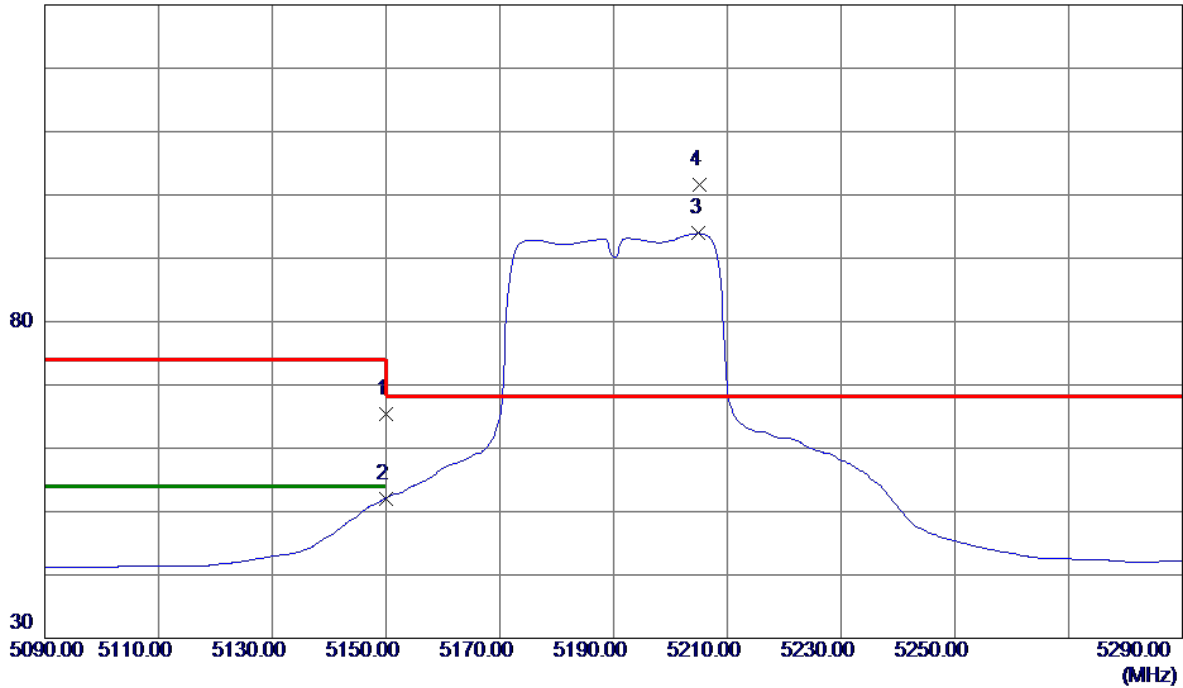


No.	Freq. MHz	Reading Level dBuV/m	Correct Factor dB	Measure ment dBuV/m	Limit dBuV/m	Margin dB	Detector	Comment
1 *	10479.3500	42.33	16.65	58.98	68.30	-9.32	Peak	

Orthogonal Axis:	X
Test Mode:	UNII-1/ TX AC40 Mode 5190MHz

Vertical

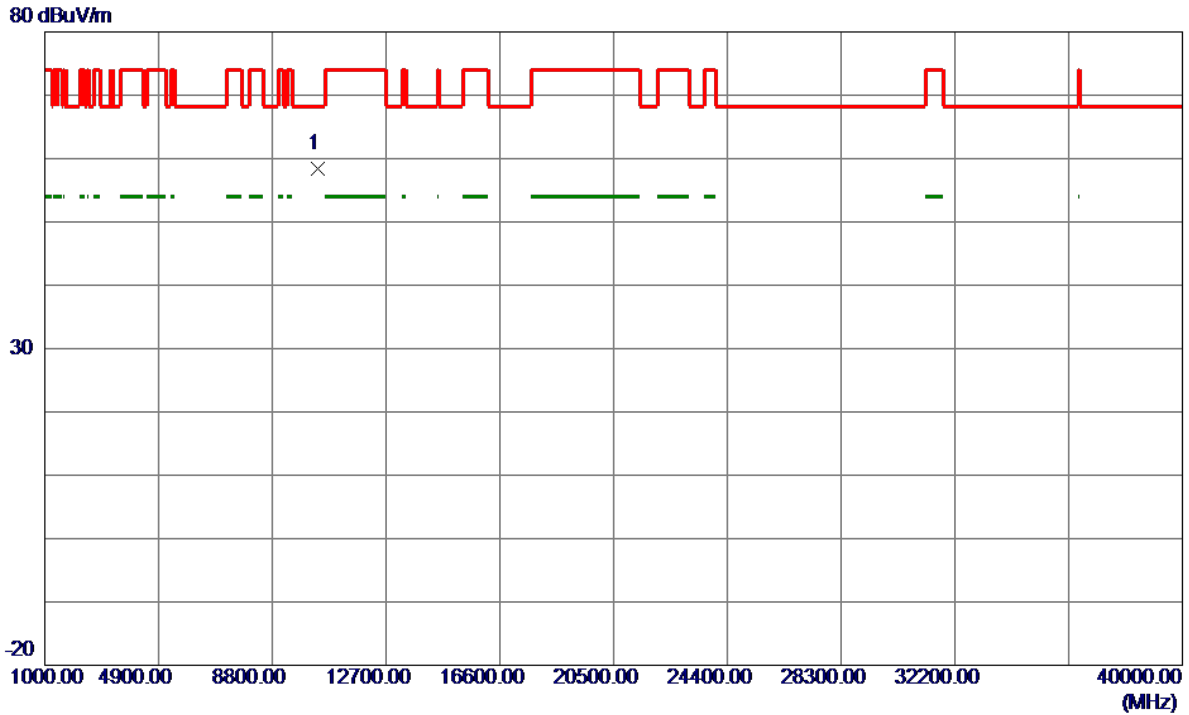
130 dBuV/m



No.	Freq. MHz	Reading Level dBuV/m	Correct Factor dB	Measure ment dBuV/m	Limit dBuV/m	Margin dB	Detector	Comment
1	5150.0000	24.38	41.10	65.48	74.00	-8.52	Peak	
2	5150.0000	10.98	41.10	52.08	54.00	-1.92	AVG	
3	5205.0000	52.54	41.38	93.92	999.00	-905.08	AVG	No Limit
4 *	5205.2000	60.25	41.38	101.63	68.30	33.33	Peak	No Limit

Orthogonal Axis:	X
Test Mode:	UNII-1/ TX AC40 Mode 5190MHz

Vertical

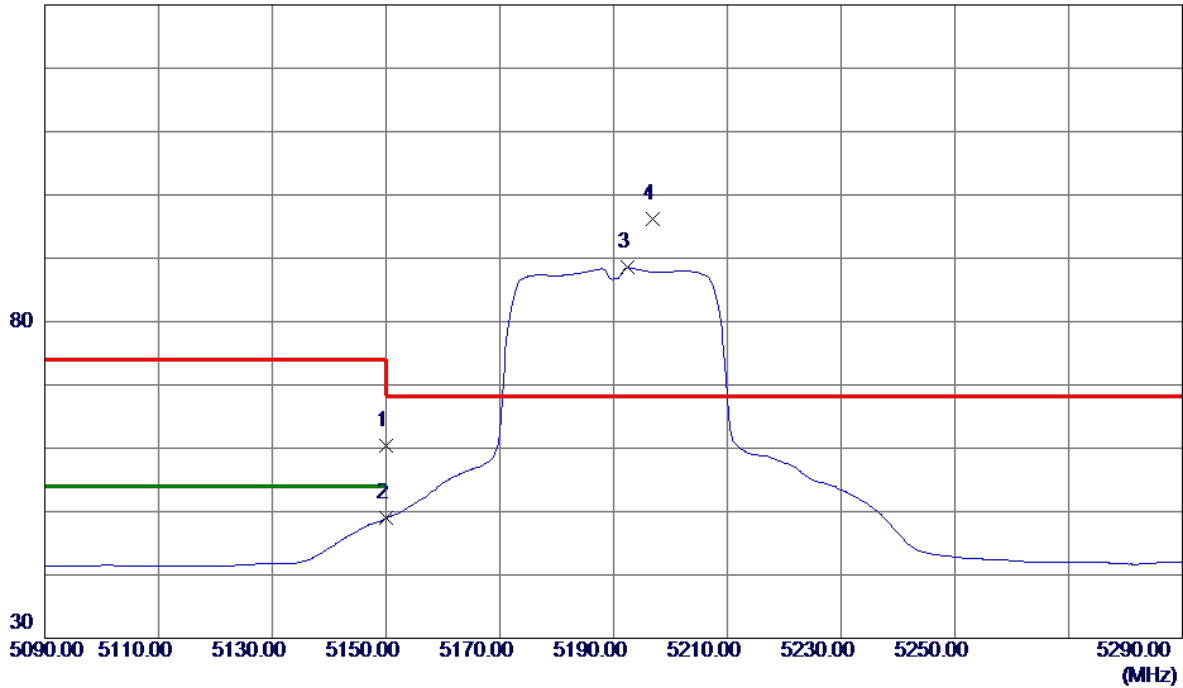


No.	Freq. MHz	Reading Level dBuV/m	Correct Factor dB	Measure ment dBuV/m	Limit dBuV/m	Margin dB	Detector	Comment
1 *	10380.6000	41.98	16.39	58.37	68.30	-9.93	Peak	

Orthogonal Axis:	X
Test Mode:	UNII-1/ TX AC40 Mode 5190MHz

Horizontal

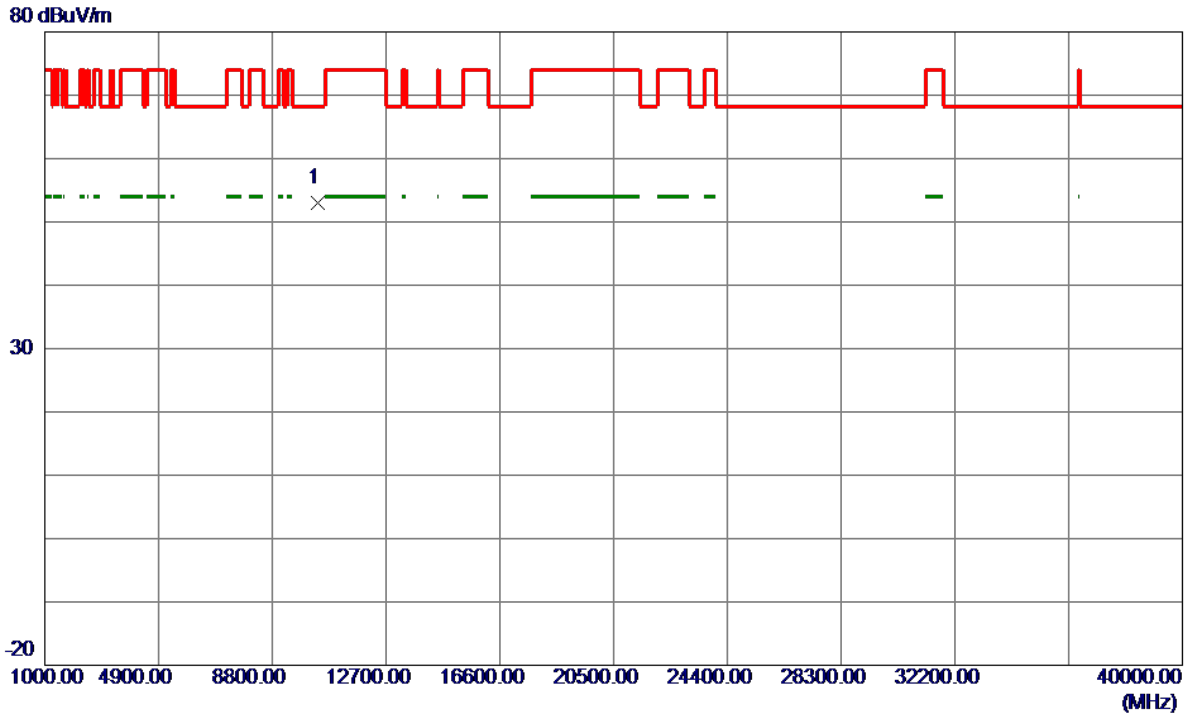
130 dBuV/m



No.	Freq. MHz	Reading Level dBuV/m	Correct Factor dB	Measure ment dBuV/m	Limit dBuV/m	Margin dB	Detector	Comment
1	5150.0000	19.36	41.10	60.46	74.00	-13.54	Peak	
2	5150.0000	7.84	41.10	48.94	54.00	-5.06	AVG	
3	5192.4000	47.20	41.32	88.52	999.00	-910.48	AVG	No Limit
4 *	5196.8000	54.88	41.34	96.22	68.30	27.92	Peak	No Limit

Orthogonal Axis:	X
Test Mode:	UNII-1/ TX AC40 Mode 5190MHz

Horizontal

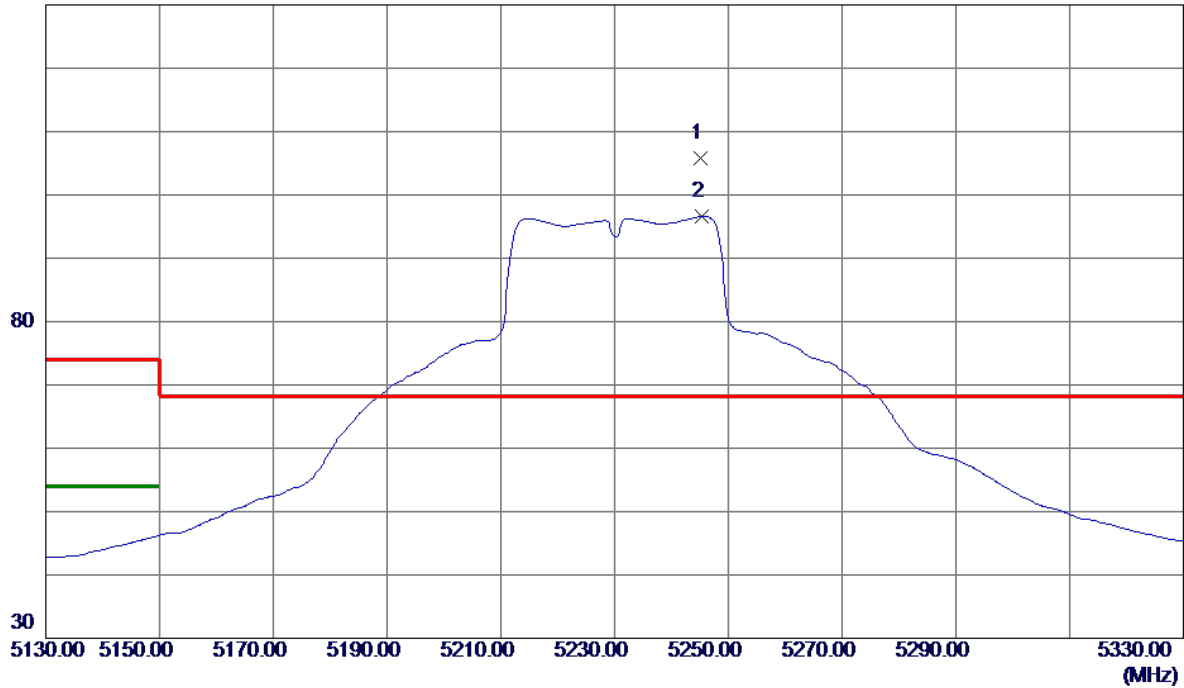


No.	Freq. MHz	Reading Level dBuV/m	Correct Factor dB	Measure ment dBuV/m	Limit dBuV/m	Margin dB	Detector	Comment
1 *	10379.8000	36.55	16.38	52.93	68.30	-15.37	Peak	

Orthogonal Axis:	X
Test Mode:	UNII-1/ TX AC40 Mode 5230MHz

Vertical

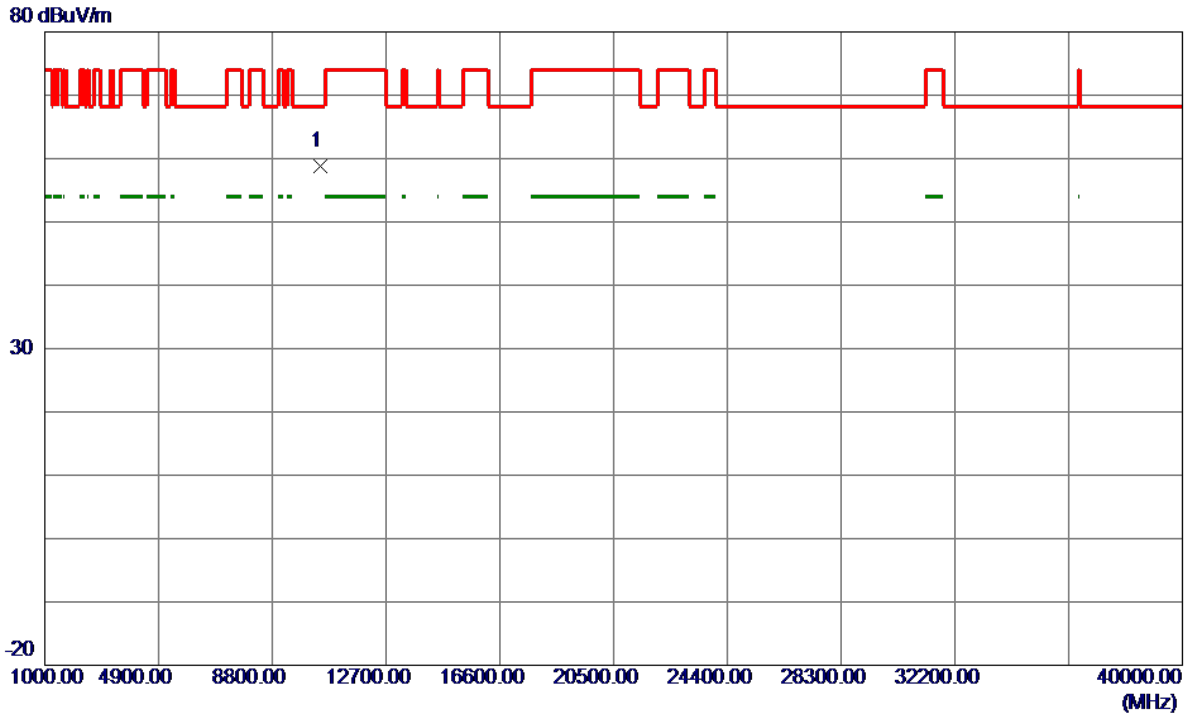
130 dBuV/m



No.	Freq. MHz	Reading Level dBuV/m	Correct Factor dB	Measure ment dBuV/m	Limit dBuV/m	Margin dB	Detector	Comment
1 *	5245.2000	64.15	41.59	105.74	68.30	37.44	Peak	No Limit
2	5245.4000	55.06	41.59	96.65	999.00	-902.35	AVG	No Limit

Orthogonal Axis:	X
Test Mode:	UNII-1/ TX AC40 Mode 5230MHz

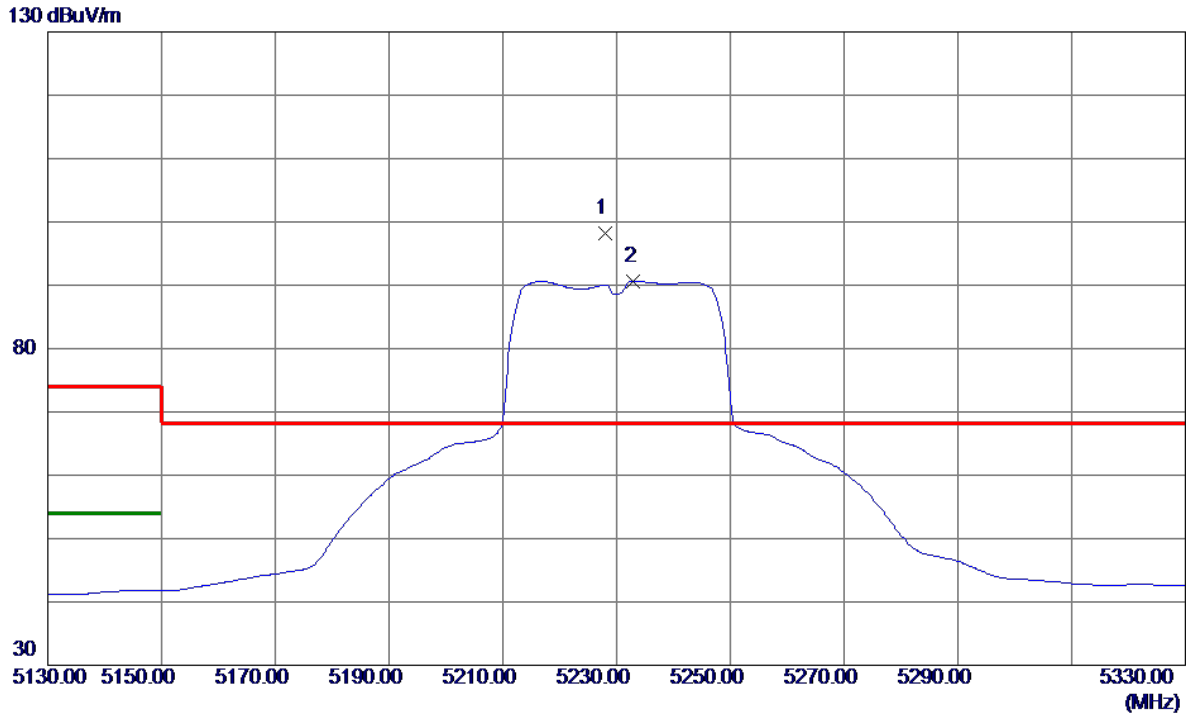
Vertical



No.	Freq. MHz	Reading Level dBuV/m	Correct Factor dB	Measure ment dBuV/m	Limit dBuV/m	Margin dB	Detector	Comment
1 *	10460.6000	42.11	16.60	58.71	68.30	-9.59	Peak	

Orthogonal Axis:	X
Test Mode:	UNII-1/ TX AC40 Mode 5230MHz

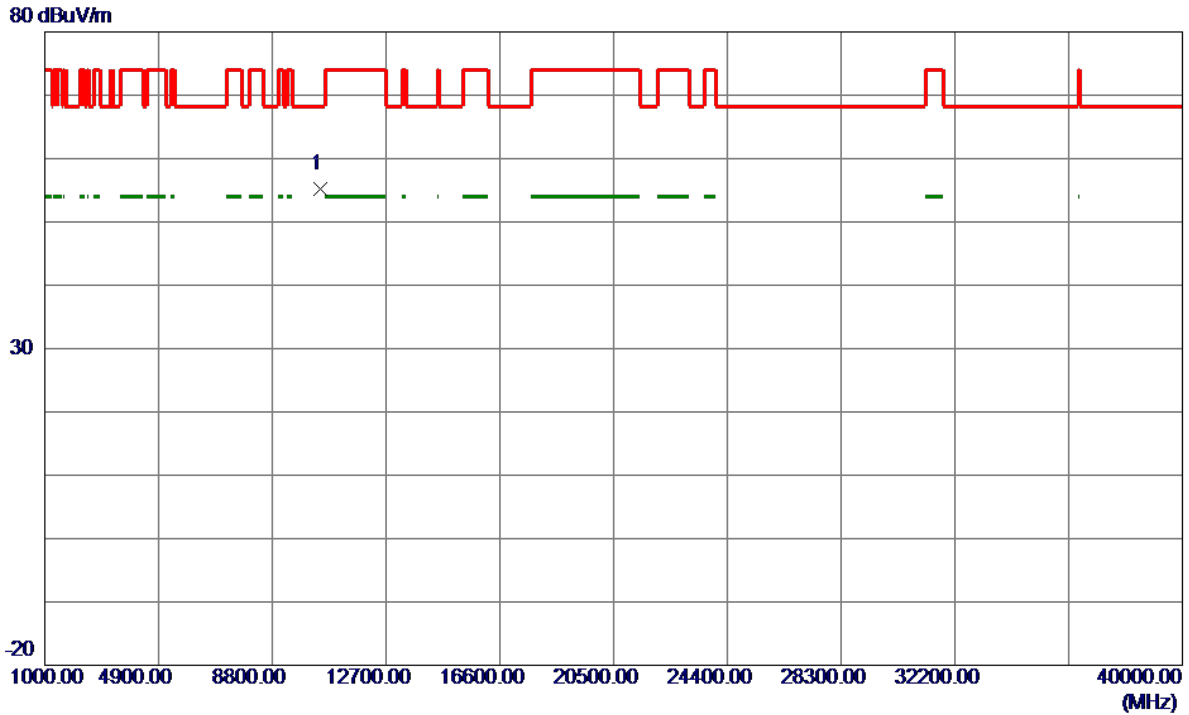
Horizontal



No.	Freq. MHz	Reading Level dBuV/m	Correct Factor dB	Measure ment dBuV/m	Limit dBuV/m	Margin dB	Detector	Comment
1 *	5228.0000	56.66	41.50	98.16	68.30	29.86	Peak	No Limit
2	5233.0000	49.12	41.52	90.64	999.00	-908.36	AVG	No Limit

Orthogonal Axis:	X
Test Mode:	UNII-1/ TX AC40 Mode 5230MHz

Horizontal

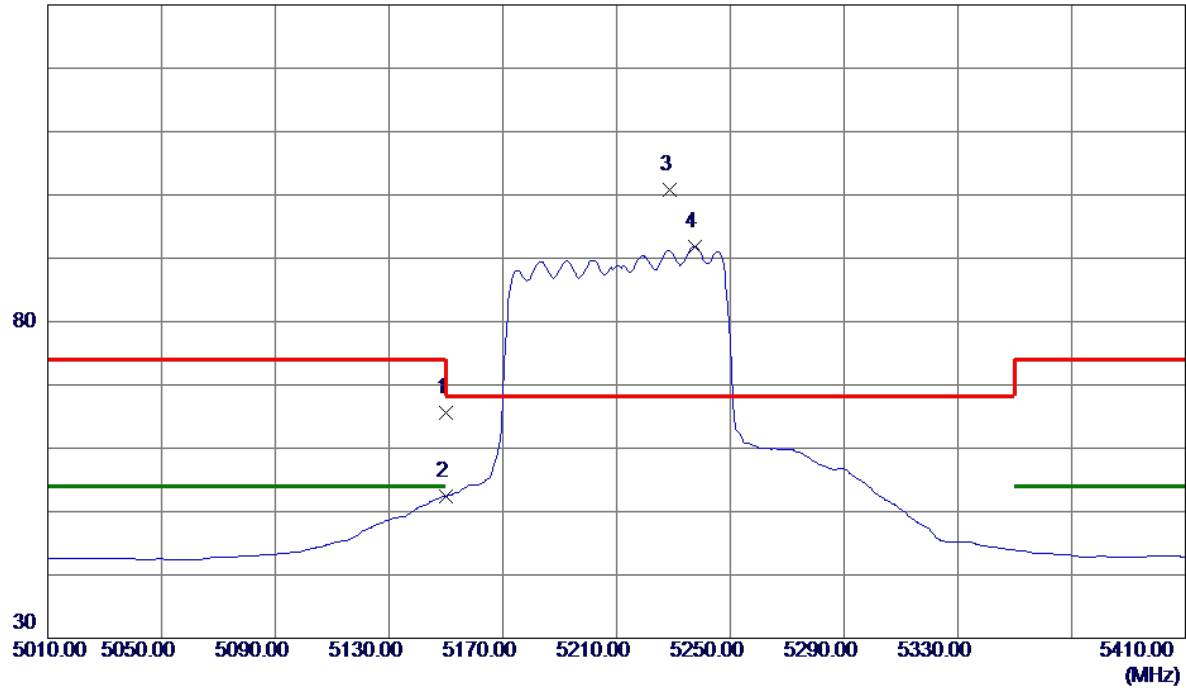


No.	Freq. MHz	Reading Level dBuV/m	Correct Factor dB	Measure ment dBuV/m	Limit dBuV/m	Margin dB	Detector	Comment
1 *	10462.1000	38.64	16.60	55.24	68.30	-13.06	Peak	

Orthogonal Axis:	X
Test Mode:	UNII-1/ TX AC80 Mode 5210MHz

Vertical

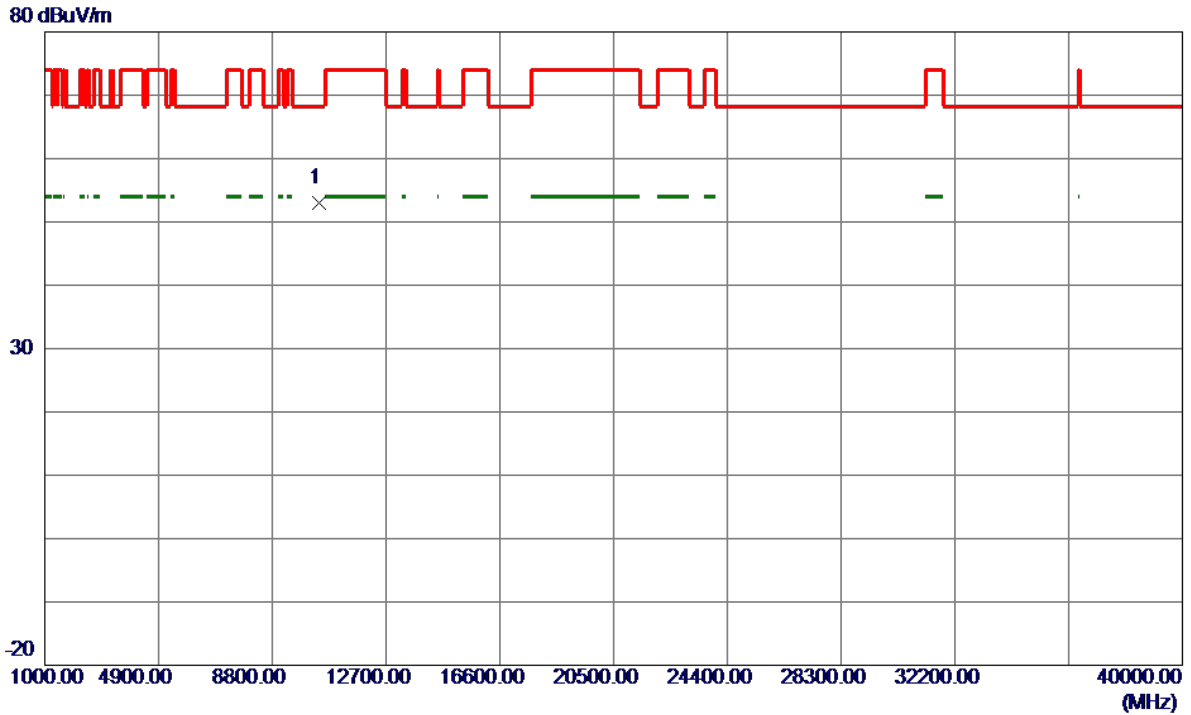
130 dBuV/m



No.	Freq. MHz	Reading Level dBuV/m	Correct Factor dB	Measure ment dBuV/m	Limit dBuV/m	Margin dB	Detector	Comment
1	5150.0000	24.55	41.10	65.65	74.00	-8.35	Peak	
2	5150.0000	11.33	41.10	52.43	54.00	-1.57	AVG	
3 *	5228.8000	59.26	41.50	100.76	68.30	32.46	Peak	No Limit
4	5237.6000	50.27	41.55	91.82	999.00	-907.18	AVG	No Limit

Orthogonal Axis:	X
Test Mode:	UNII-1/ TX AC80 Mode 5210MHz

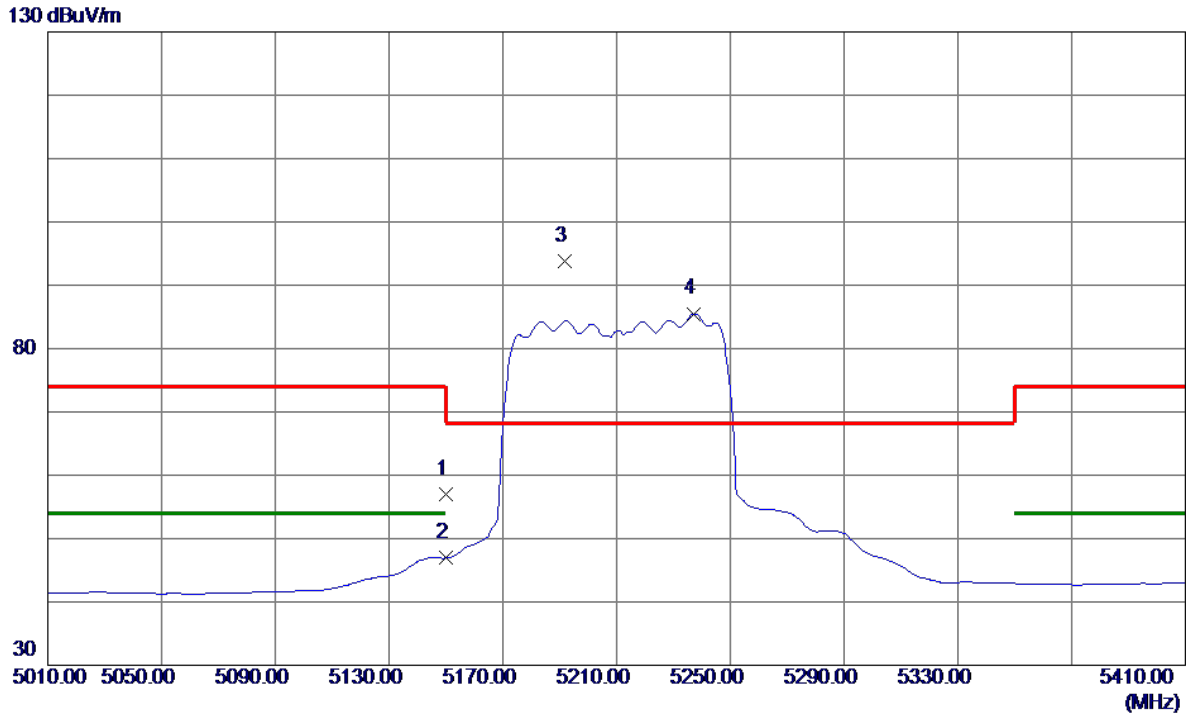
Vertical



No.	Freq. MHz	Reading Level dBuV/m	Correct Factor dB	Measure ment dBuV/m	Limit dBuV/m	Margin dB	Detector	Comment
1 *	10424.4000	36.42	16.50	52.92	68.30	-15.38	Peak	

Orthogonal Axis:	X
Test Mode:	UNII-1/ TX AC80 Mode 5210MHz

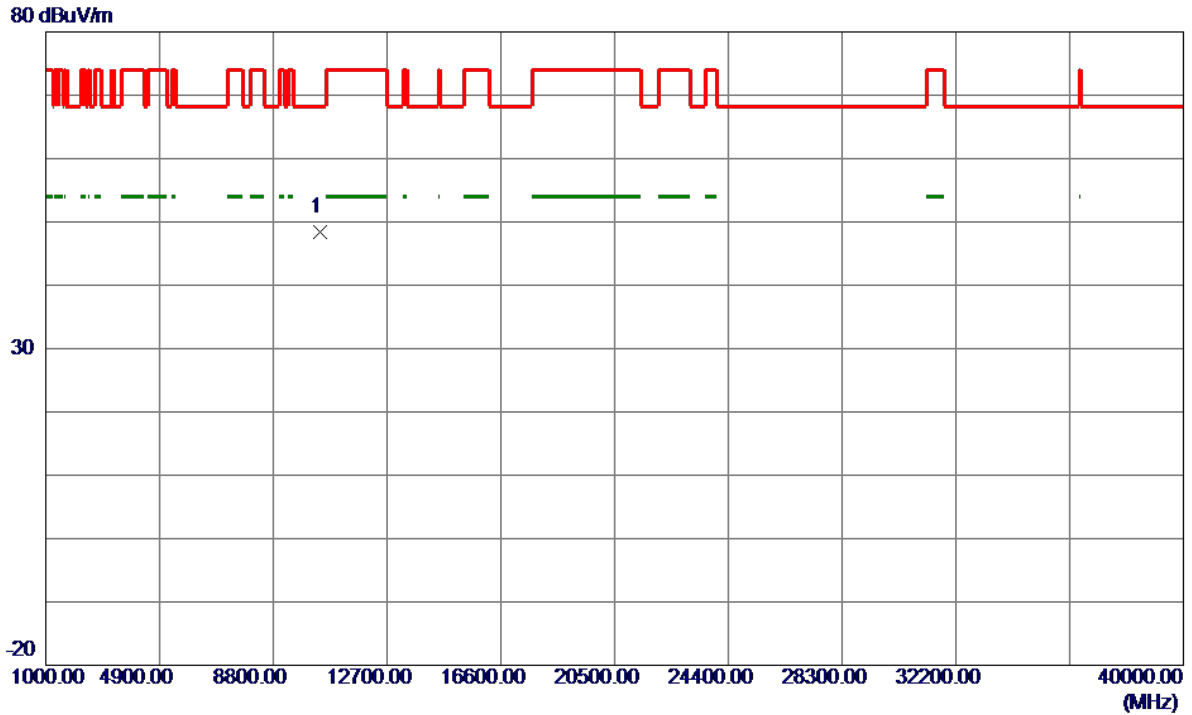
Horizontal



No.	Freq. MHz	Reading Level dBuV/m	Correct Factor dB	Measure ment dBuV/m	Limit dBuV/m	Margin dB	Detector	Comment
1	5150.0000	15.90	41.10	57.00	74.00	-17.00	Peak	
2	5150.0000	5.82	41.10	46.92	54.00	-7.08	AVG	
3 *	5191.6000	52.53	41.31	93.84	68.30	25.54	Peak	No Limit
4	5237.2000	43.96	41.54	85.50	999.00	-913.50	AVG	No Limit

Orthogonal Axis:	X
Test Mode:	UNII-1/ TX AC80 Mode 5210MHz

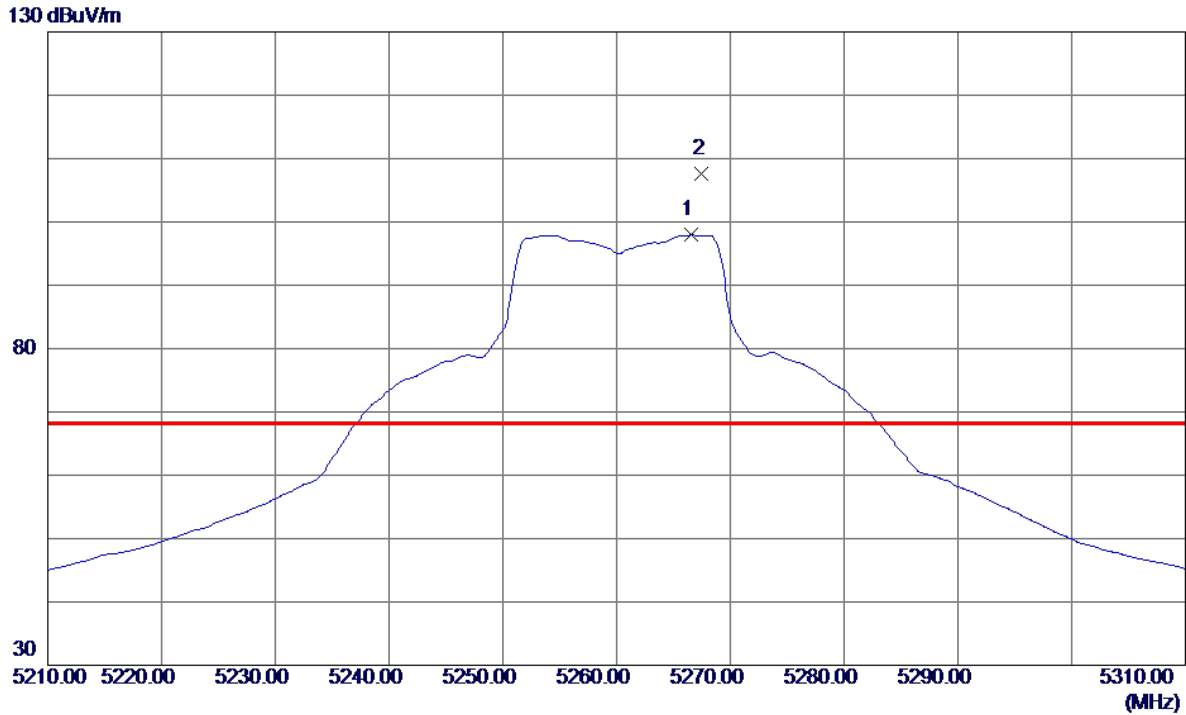
Horizontal



No.	Freq. MHz	Reading Level dBuV/m	Correct Factor dB	Measure ment dBuV/m	Limit dBuV/m	Margin dB	Detector	Comment
1 *	10420.1000	31.95	16.49	48.44	68.30	-19.86	Peak	

Orthogonal Axis :	X
Test Mode :	UNII-2A/ TX AC20 Mode 5260MHz

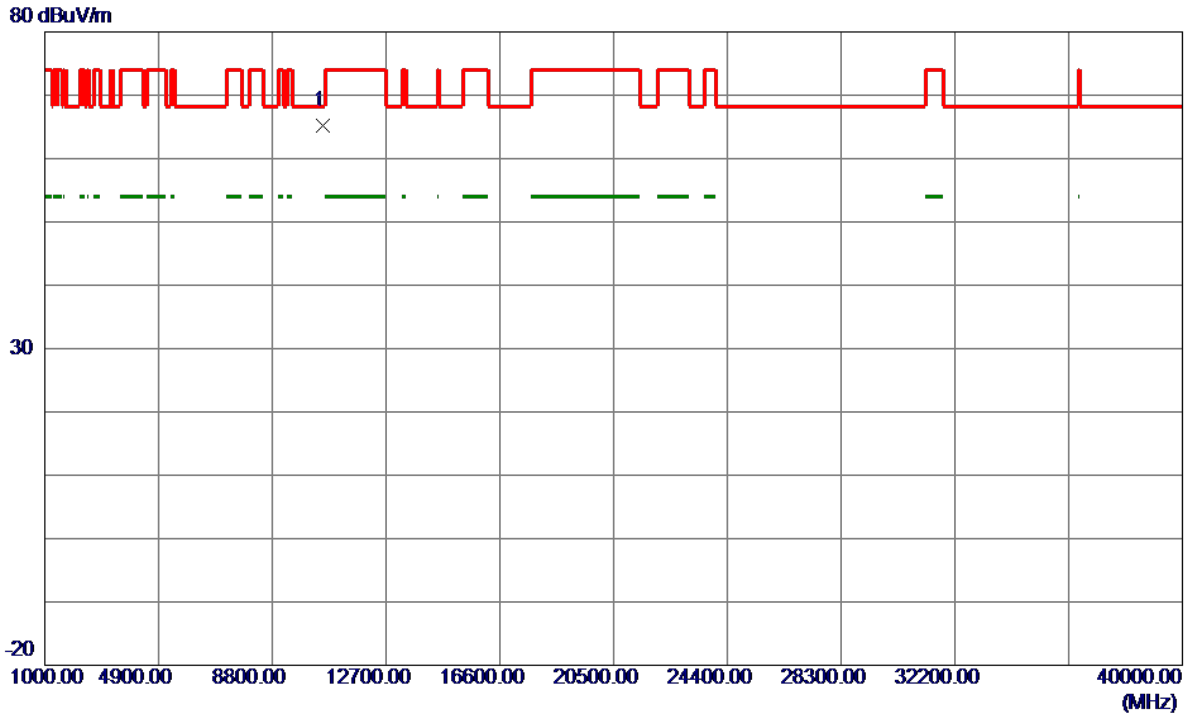
Vertical



No.	Freq. MHz	Reading Level dBuV/m	Correct Factor dB	Measure ment dBuV/m	Limit dBuV/m	Margin dB	Detector	Comment
1	5266.6000	56.21	41.69	97.90	999.00	-901.10	AVG	No Limit
2 *	5267.5000	65.85	41.70	107.55	68.30	39.25	Peak	No Limit

Orthogonal Axis :	X
Test Mode :	UNII-2A/ TX AC20 Mode 5260MHz

Vertical

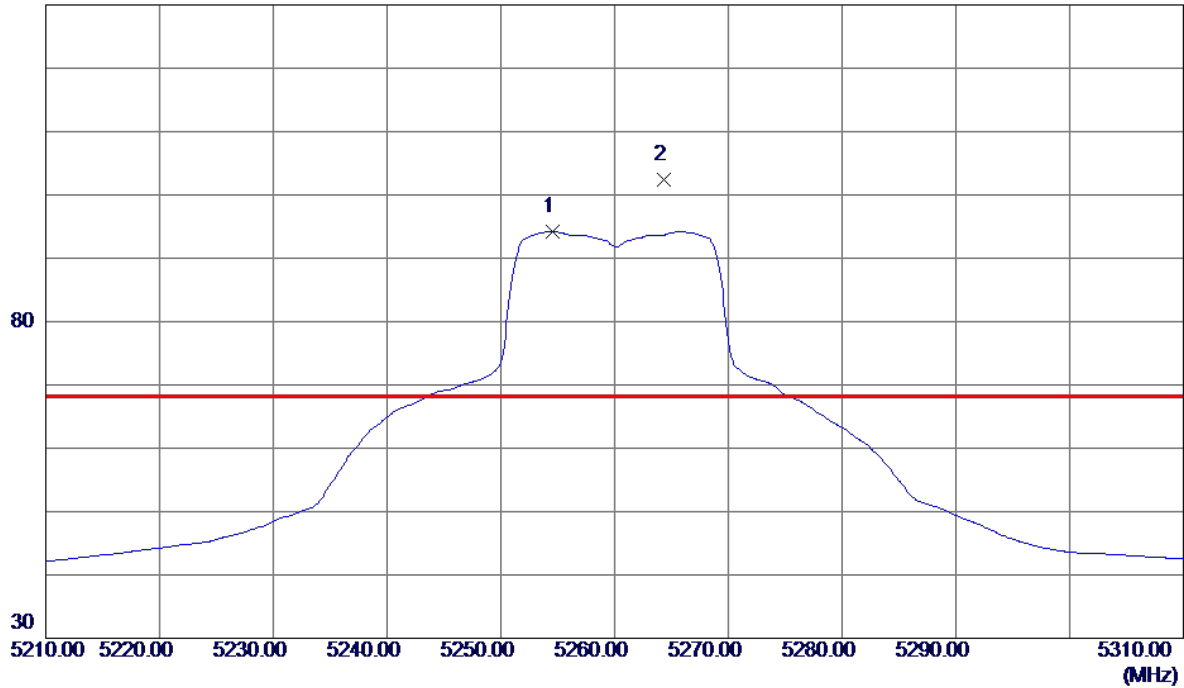


No.	Freq. MHz	Reading Level dBuV/m	Correct Factor dB	Measure ment dBuV/m	Limit dBuV/m	Margin dB	Detector	Comment
1 *	10519.4500	48.59	16.68	65.27	68.30	-3.03	Peak	

Orthogonal Axis :	X
Test Mode :	UNII-2A/ TX AC20 Mode 5260MHz

Horizontal

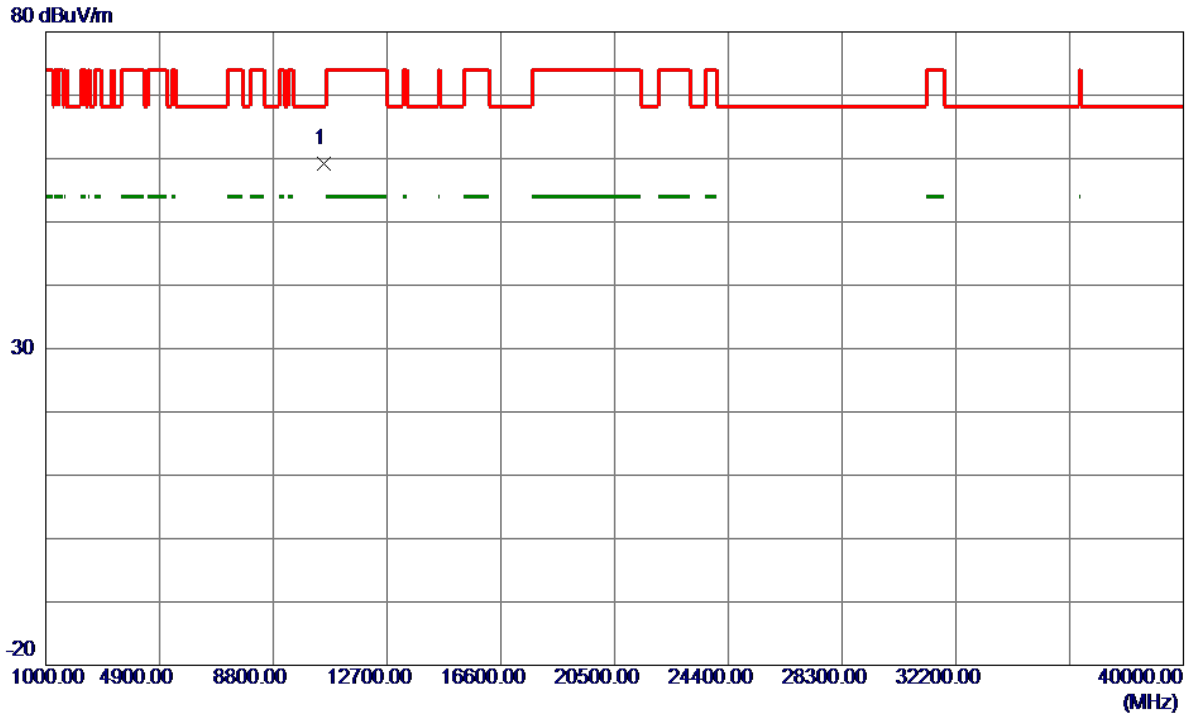
130 dBuV/m



No.	Freq. MHz	Reading Level dBuV/m	Correct Factor dB	Measure ment dBuV/m	Limit dBuV/m	Margin dB	Detector	Comment
1	5254.6000	52.64	41.63	94.27	999.00	-904.73	AVG	No Limit
2 *	5264.3000	60.76	41.68	102.44	68.30	34.14	Peak	No Limit

Orthogonal Axis :	X
Test Mode :	UNII-2A/ TX AC20 Mode 5260MHz

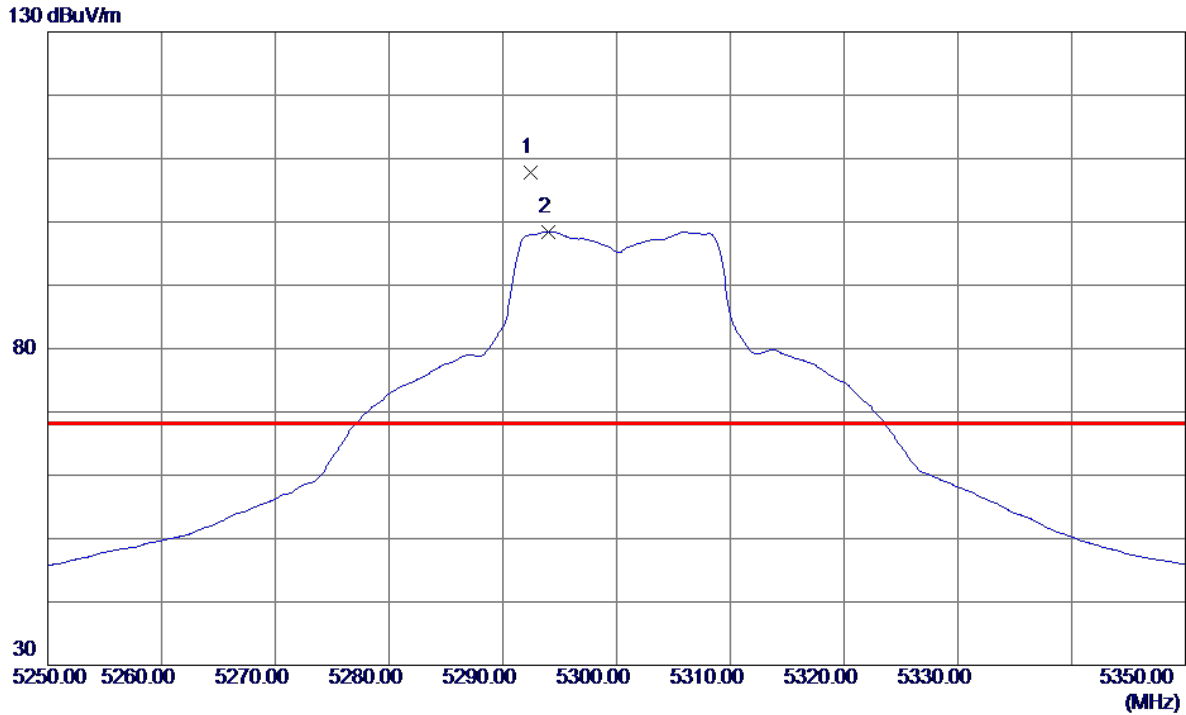
Horizontal



No.	Freq. MHz	Reading Level dBuV/m	Correct Factor dB	Measure ment dBuV/m	Limit dBuV/m	Margin dB	Detector	Comment
1 *	10519.4500	42.54	16.68	59.22	68.30	-9.08	Peak	

Orthogonal Axis :	X
Test Mode :	UNII-2A/ TX AC20 Mode 5300MHz

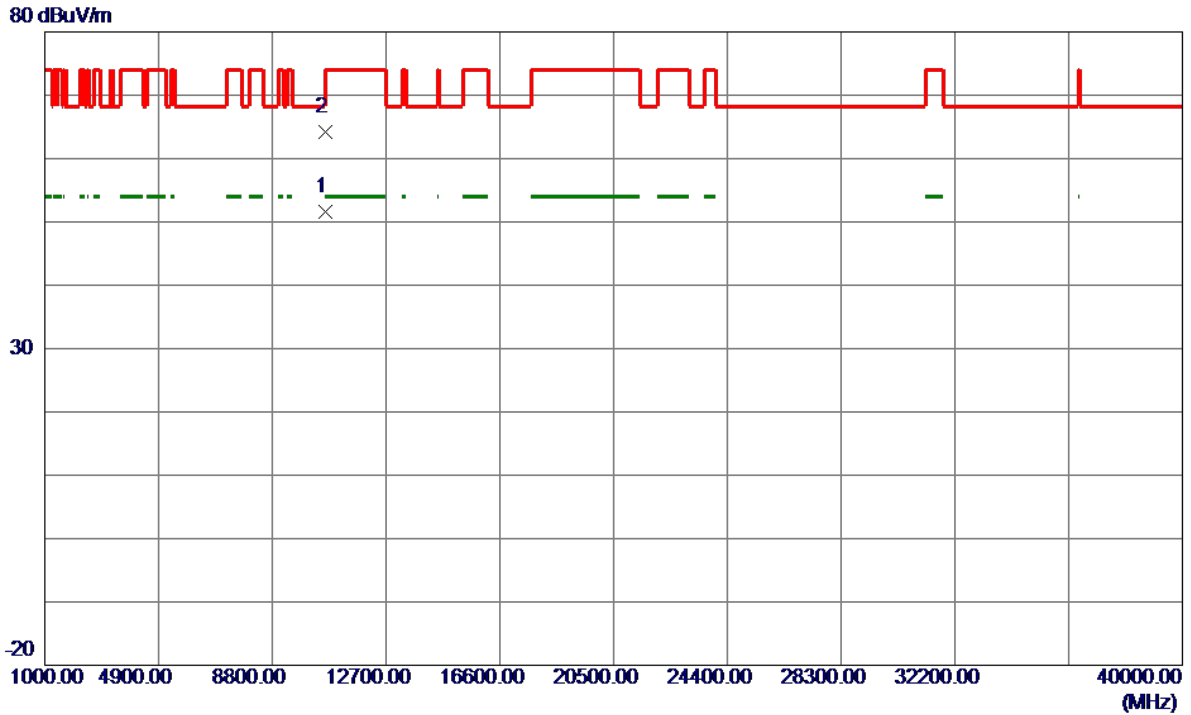
Vertical



No.	Freq. MHz	Reading Level dBuV/m	Correct Factor dB	Measure ment dBuV/m	Limit dBuV/m	Margin dB	Detector	Comment
1 *	5292.4000	65.95	41.83	107.78	68.30	39.48	Peak	No Limit
2	5294.0000	56.58	41.83	98.41	999.00	-900.59	AVG	No Limit

Orthogonal Axis :	X
Test Mode :	UNII-2A/ TX AC20 Mode 5300MHz

Vertical

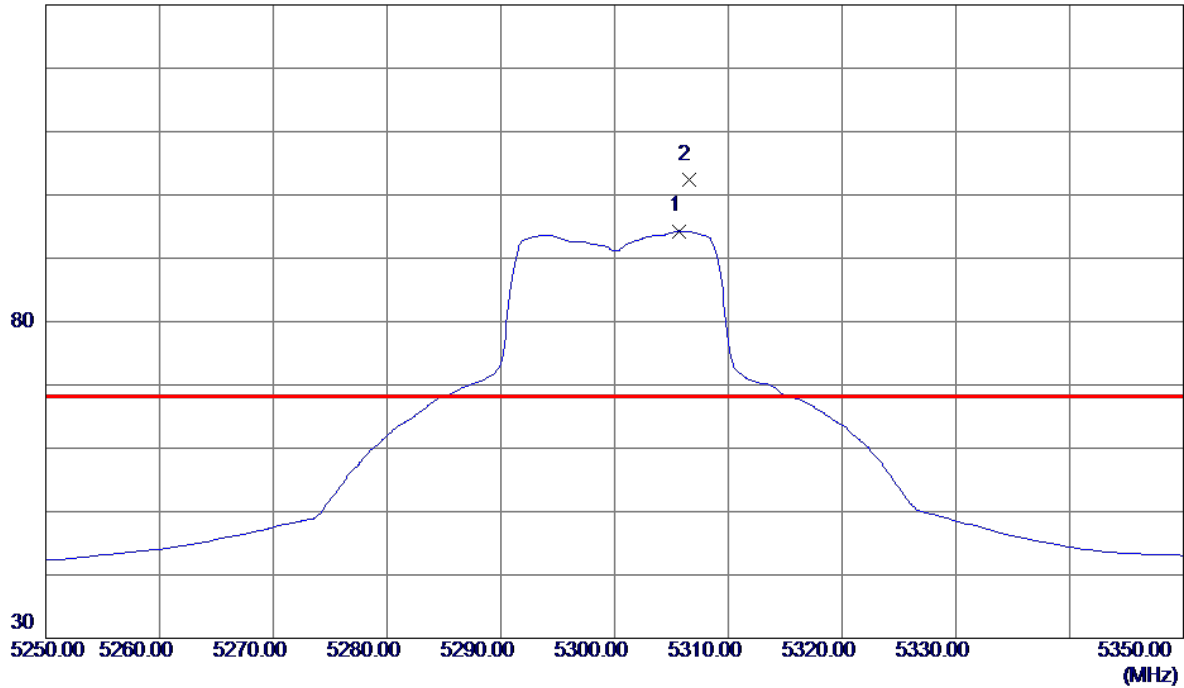


No.	Freq. MHz	Reading Level dBuV/m	Correct Factor dB	Measure ment dBuV/m	Limit dBuV/m	Margin dB	Detector	Comment
1 *	10600.2500	35.08	16.57	51.65	54.00	-2.35	AVG	
2	10600.9500	47.54	16.57	64.11	74.00	-9.89	Peak	

Orthogonal Axis :	X
Test Mode :	UNII-2A/ TX AC20 Mode 5300MHz

Horizontal

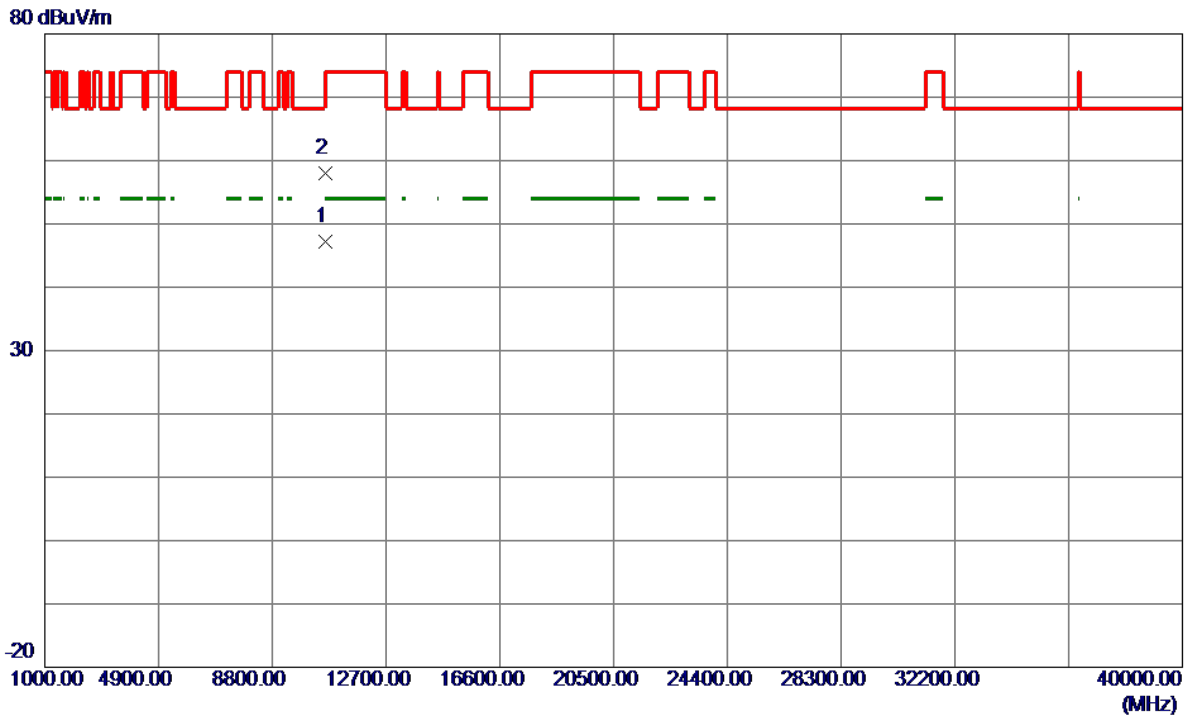
130 dBuV/m



No.	Freq. MHz	Reading Level dBuV/m	Correct Factor dB	Measure ment dBuV/m	Limit dBuV/m	Margin dB	Detector	Comment
1	5305.7000	52.41	41.89	94.30	999.00	-904.70	AVG	No Limit
2 *	5306.5000	60.57	41.90	102.47	68.30	34.17	Peak	No Limit

Orthogonal Axis :	X
Test Mode :	UNII-2A/ TX AC20 Mode 5300MHz

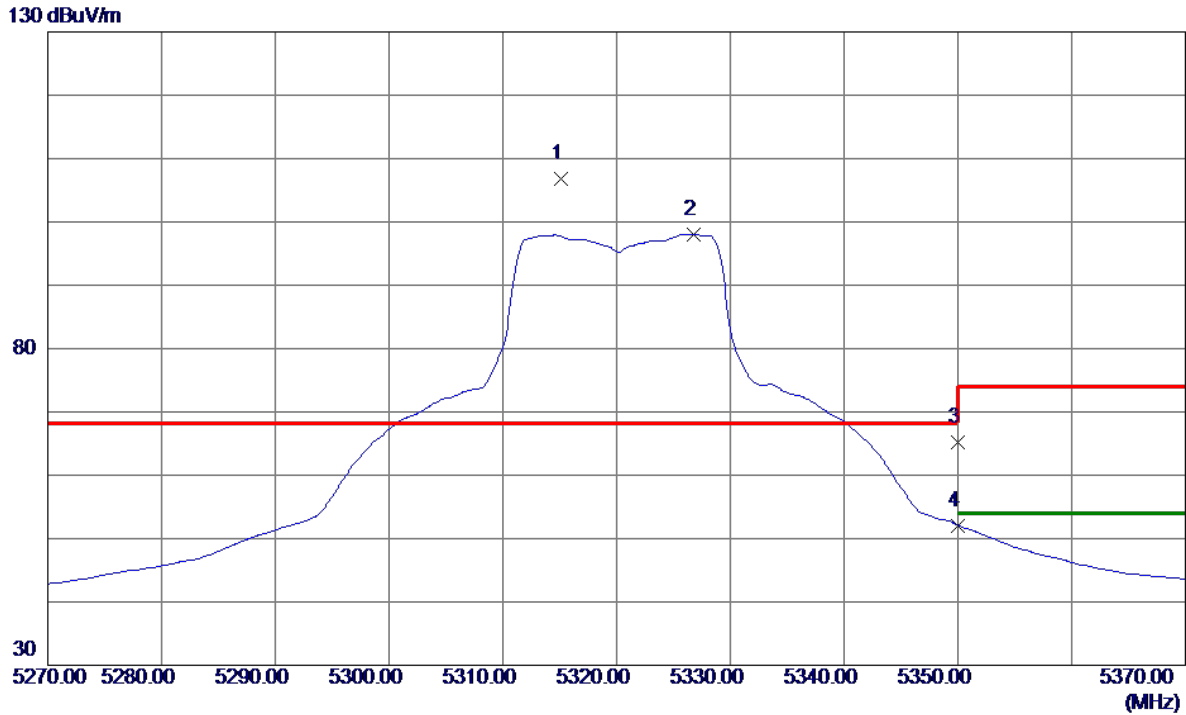
Horizontal



No.	Freq. MHz	Reading Level dBuV/m	Correct Factor dB	Measure ment dBuV/m	Limit dBuV/m	Margin dB	Detector	Comment
1 *	10600.2000	30.61	16.57	47.18	54.00	-6.82	AVG	
2	10600.7500	41.49	16.57	58.06	74.00	-15.94	Peak	

Orthogonal Axis :	X
Test Mode :	UNII-2A/ TX AC20 Mode 5320MHz

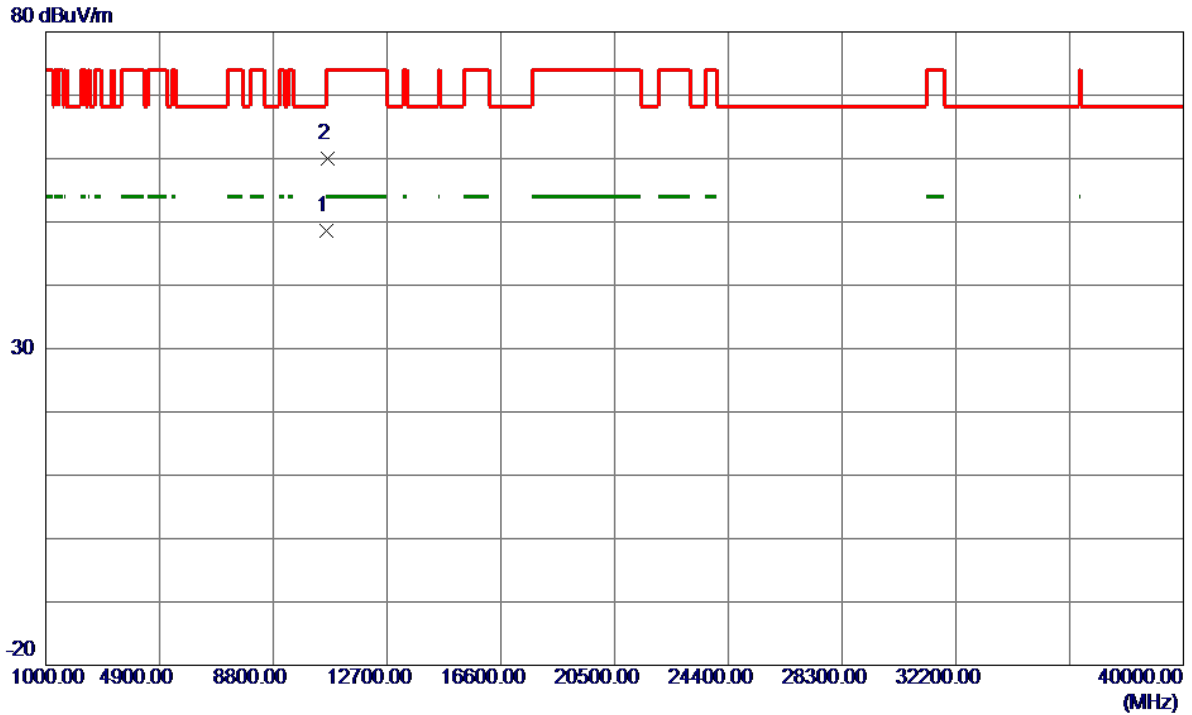
Vertical



No.	Freq. MHz	Reading Level dBuV/m	Correct Factor dB	Measure ment dBuV/m	Limit dBuV/m	Margin dB	Detector	Comment
1 *	5315.1000	64.85	41.94	106.79	68.30	38.49	Peak	No Limit
2	5326.8000	55.99	42.00	97.99	999.00	-901.01	AVG	No Limit
3	5350.0000	23.15	42.12	65.27	74.00	-8.73	Peak	
4	5350.0000	9.84	42.12	51.96	999.00	-947.04	AVG	

Orthogonal Axis :	X
Test Mode :	UNII-2A/ TX AC20 Mode 5320MHz

Vertical

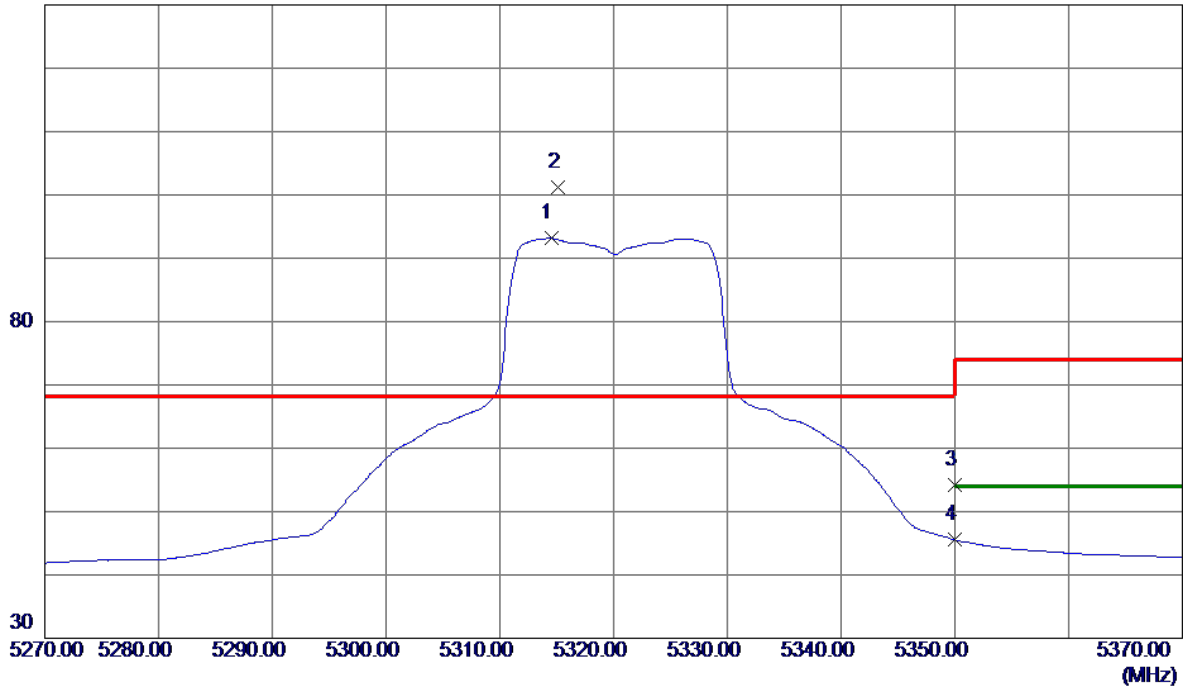


No.	Freq. MHz	Reading Level dBuV/m	Correct Factor dB	Measure ment dBuV/m	Limit dBuV/m	Margin dB	Detector	Comment
1 *	10639.8500	32.17	16.52	48.69	54.00	-5.31	AVG	
2	10642.9000	43.55	16.51	60.06	74.00	-13.94	Peak	

Orthogonal Axis :	X
Test Mode :	UNII-2A/ TX AC20 Mode 5320MHz

Horizontal

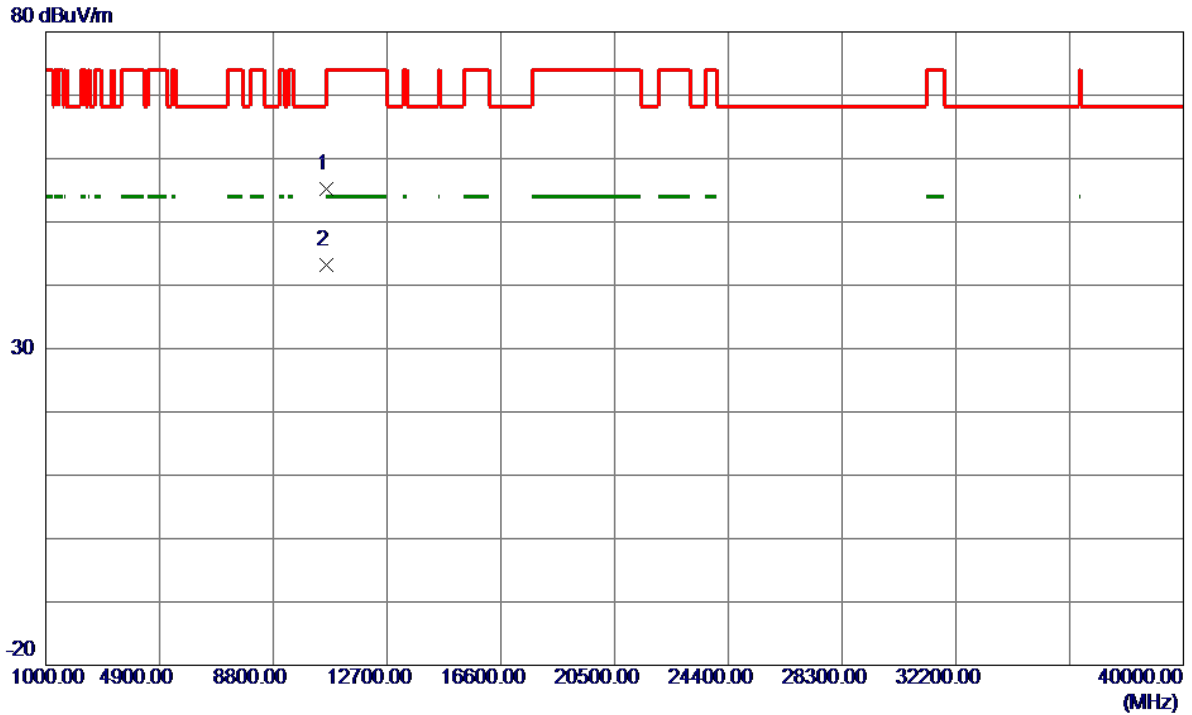
130 dBuV/m



No.	Freq. MHz	Reading Level dBuV/m	Correct Factor dB	Measure ment dBuV/m	Limit dBuV/m	Margin dB	Detector	Comment
1	5314.5000	51.21	41.94	93.15	999.00	-905.85	AVG	No Limit
2 *	5315.1000	59.25	41.94	101.19	68.30	32.89	Peak	No Limit
3	5350.0000	12.15	42.12	54.27	74.00	-19.73	Peak	
4	5350.0000	3.39	42.12	45.51	999.00	-953.49	AVG	

Orthogonal Axis :	X
Test Mode :	UNII-2A/ TX AC20 Mode 5320MHz

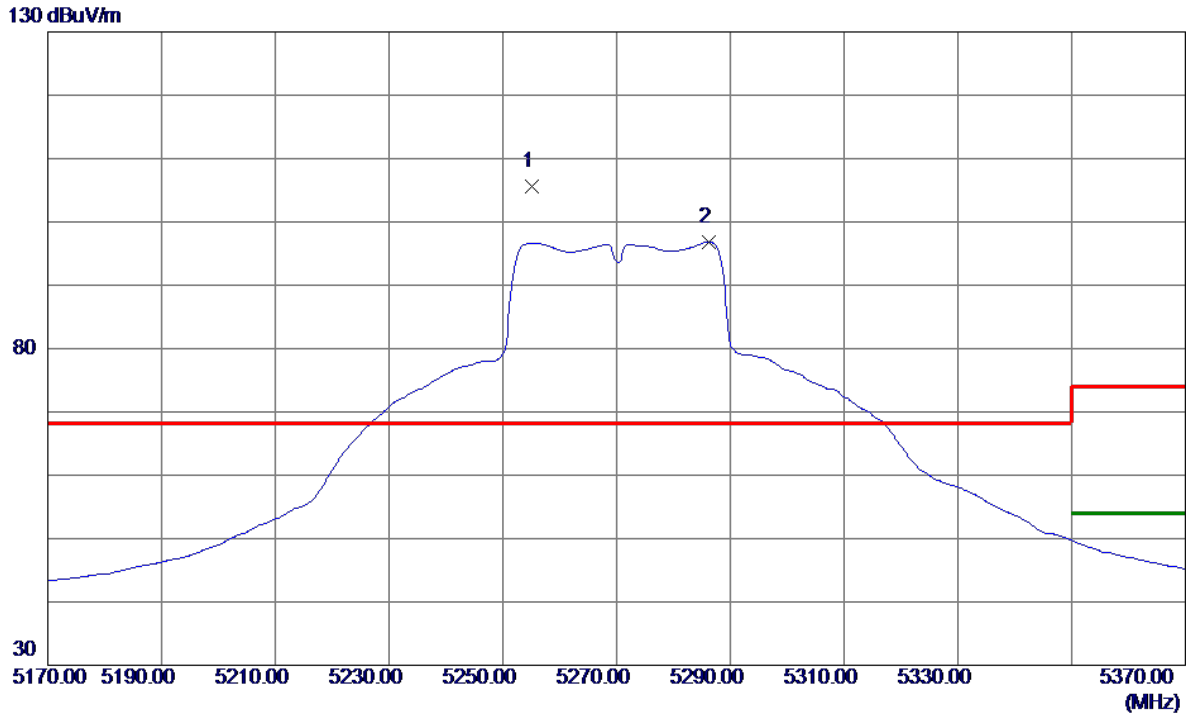
Horizontal



No.	Freq. MHz	Reading Level dBuV/m	Correct Factor dB	Measure ment dBuV/m	Limit dBuV/m	Margin dB	Detector	Comment
1	10639.3000	38.67	16.52	55.19	74.00	-18.81	Peak	
2 *	10639.8000	26.69	16.52	43.21	54.00	-10.79	AVG	

Orthogonal Axis :	X
Test Mode :	UNII-2A/ TX AC40 Mode 5270MHz

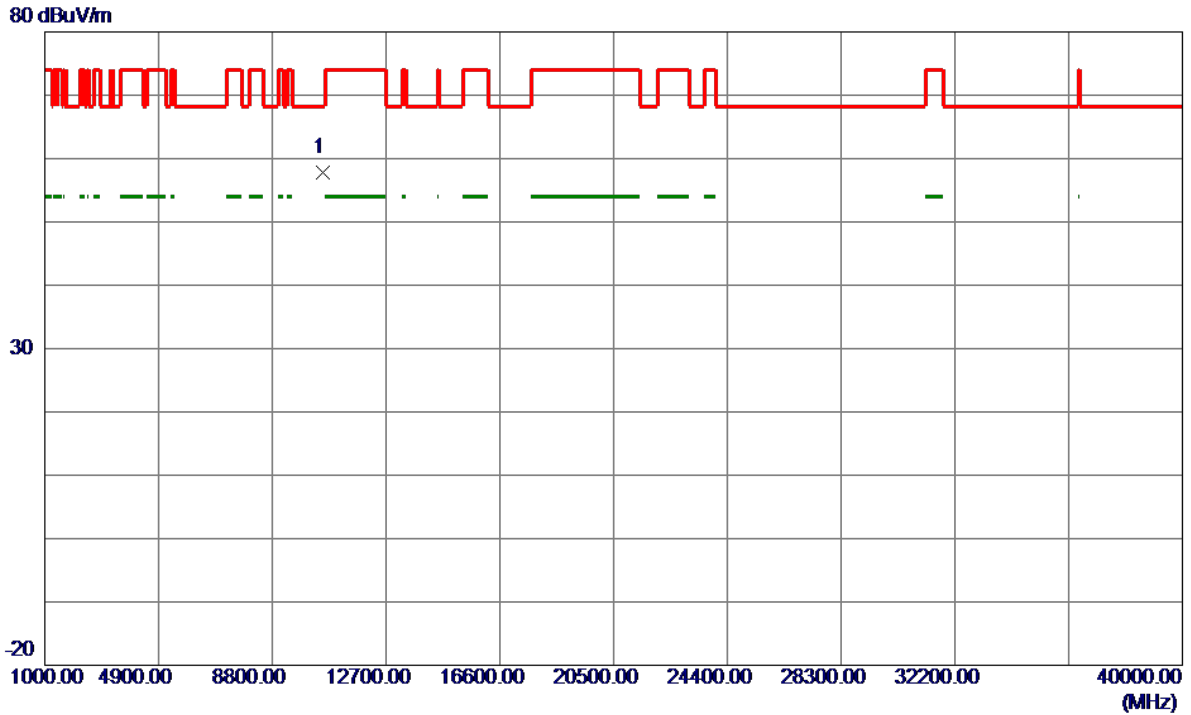
Vertical



No.	Freq. MHz	Reading Level dBuV/m	Correct Factor dB	Measure ment dBuV/m	Limit dBuV/m	Margin dB	Detector	Comment
1 *	5255.2000	63.97	41.64	105.61	68.30	37.31	Peak	No Limit
2	5286.2000	55.01	41.79	96.80	999.00	-902.20	AVG	No Limit

Orthogonal Axis :	X
Test Mode :	UNII-2A/ TX AC40 Mode 5270MHz

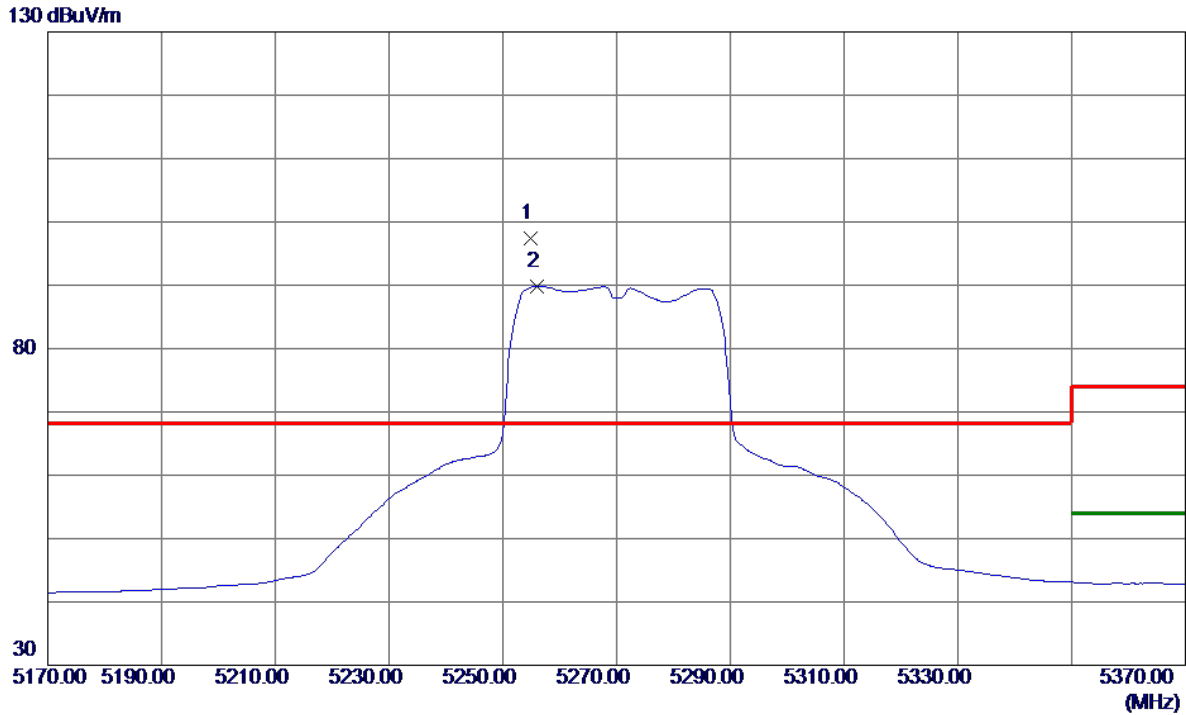
Vertical



No.	Freq. MHz	Reading Level dBuV/m	Correct Factor dB	Measure ment dBuV/m	Limit dBuV/m	Margin dB	Detector	Comment
1 *	10540.6000	41.17	16.65	57.82	68.30	-10.48	Peak	

Orthogonal Axis :	X
Test Mode :	UNII-2A/ TX AC40 Mode 5270MHz

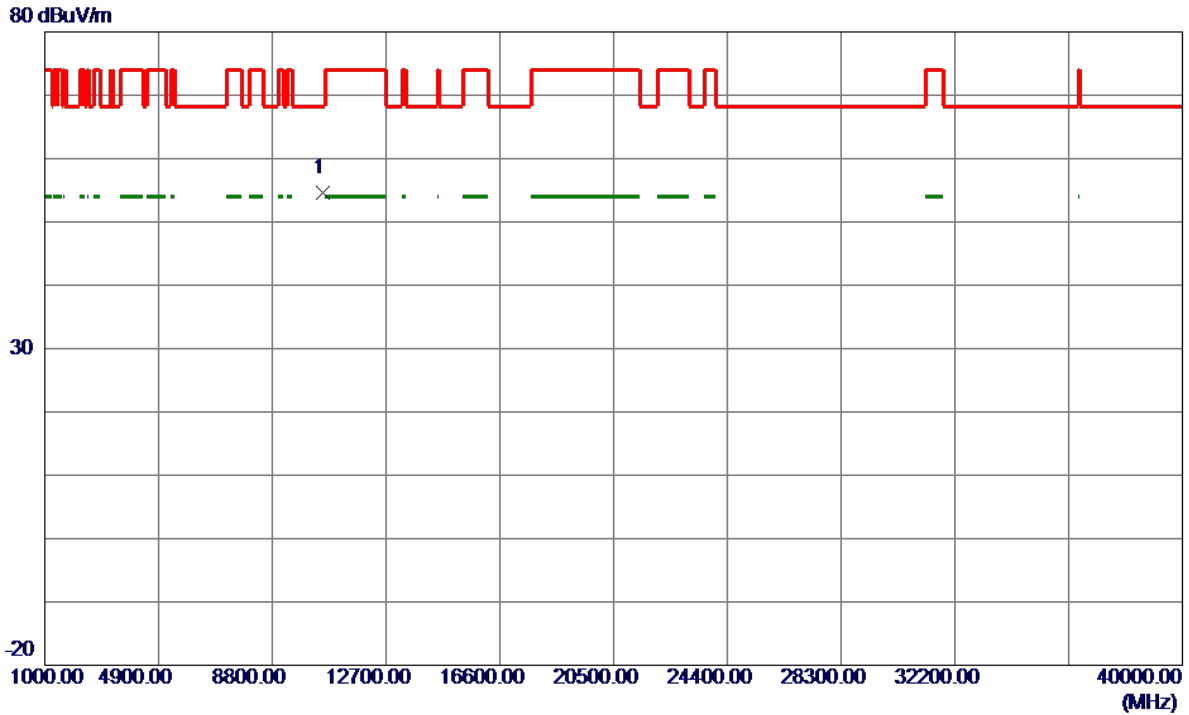
Horizontal



No.	Freq. MHz	Reading Level dBuV/m	Correct Factor dB	Measure ment dBuV/m	Limit dBuV/m	Margin dB	Detector	Comment
1 *	5254.8000	55.76	41.63	97.39	68.30	29.09	Peak	No Limit
2	5256.0000	48.20	41.64	89.84	999.00	-909.16	AVG	No Limit

Orthogonal Axis :	X
Test Mode :	UNII-2A/ TX AC40 Mode 5270MHz

Horizontal

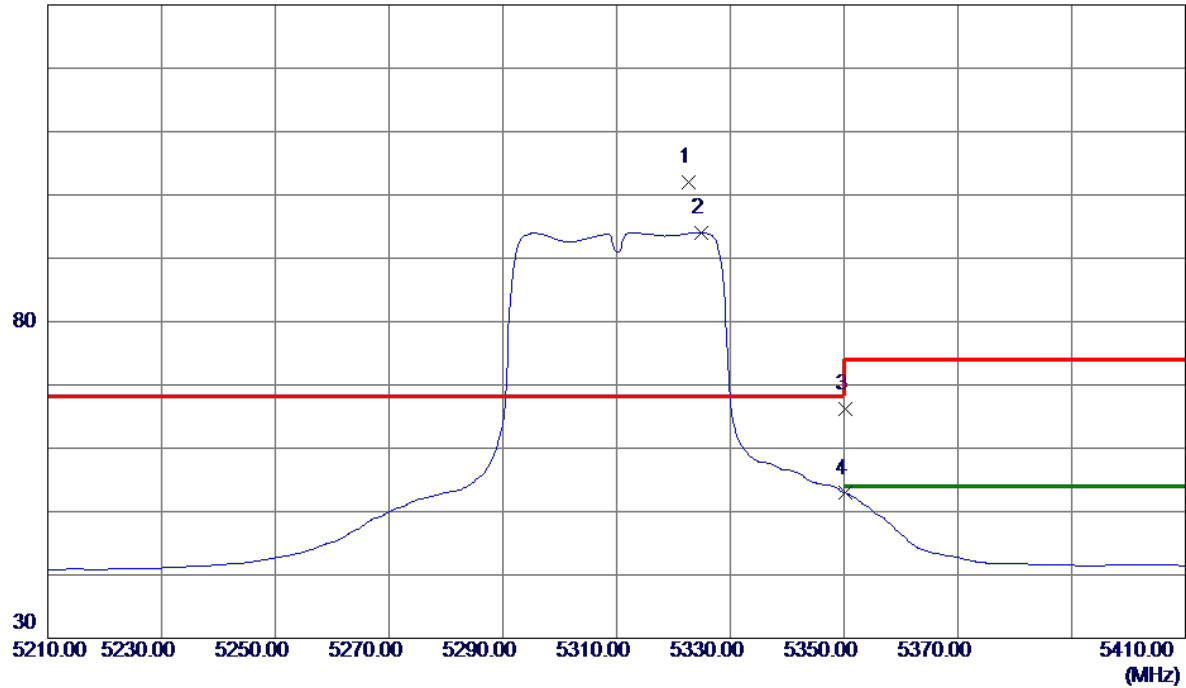


No.	Freq. MHz	Reading Level dBuV/m	Correct Factor dB	Measure ment dBuV/m	Limit dBuV/m	Margin dB	Detector	Comment
1 *	10534.6000	38.00	16.66	54.66	68.30	-13.64	Peak	

Orthogonal Axis :	X
Test Mode :	UNII-2A/ TX AC40 Mode 5310MHz

Vertical

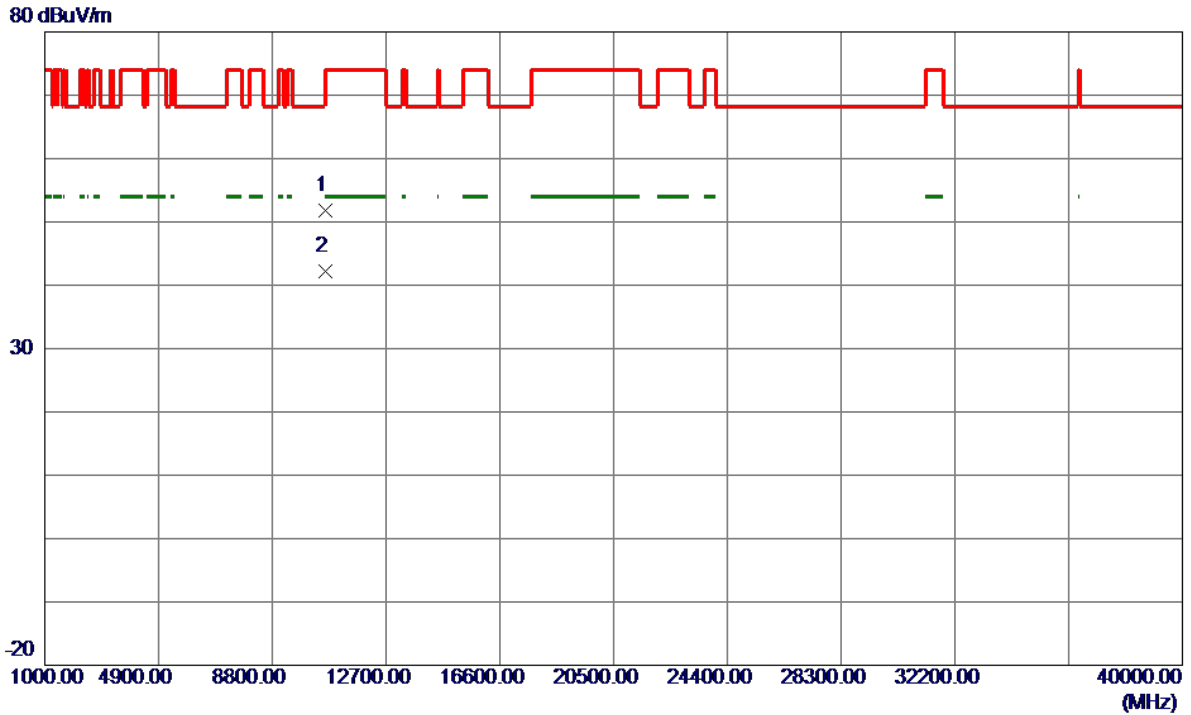
130 dBuV/m



No.	Freq. MHz	Reading Level dBuV/m	Correct Factor dB	Measure ment dBuV/m	Limit dBuV/m	Margin dB	Detector	Comment
1 *	5322.6000	60.03	41.98	102.01	68.30	33.71	Peak	No Limit
2	5324.8000	52.07	41.99	94.06	999.00	-904.94	AVG	No Limit
3	5350.2000	24.12	42.12	66.24	74.00	-7.76	Peak	
4	5350.2000	10.78	42.12	52.90	54.00	-1.10	AVG	

Orthogonal Axis :	X
Test Mode :	UNII-2A/ TX AC40 Mode 5310MHz

Vertical

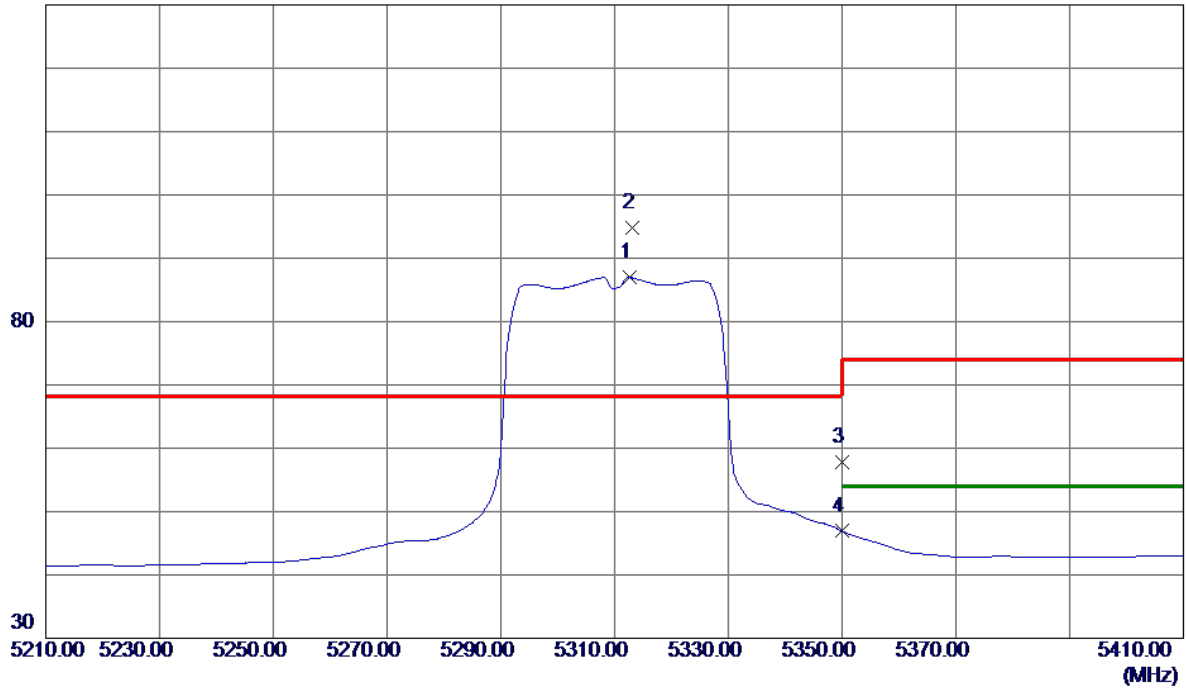


No.	Freq. MHz	Reading Level dBuV/m	Correct Factor dB	Measure ment dBuV/m	Limit dBuV/m	Margin dB	Detector	Comment
1	10615.9000	35.20	16.55	51.75	74.00	-22.25	Peak	
2 *	10620.1000	25.65	16.54	42.19	54.00	-11.81	AVG	

Orthogonal Axis :	X
Test Mode :	UNII-2A/ TX AC40 Mode 5310MHz

Horizontal

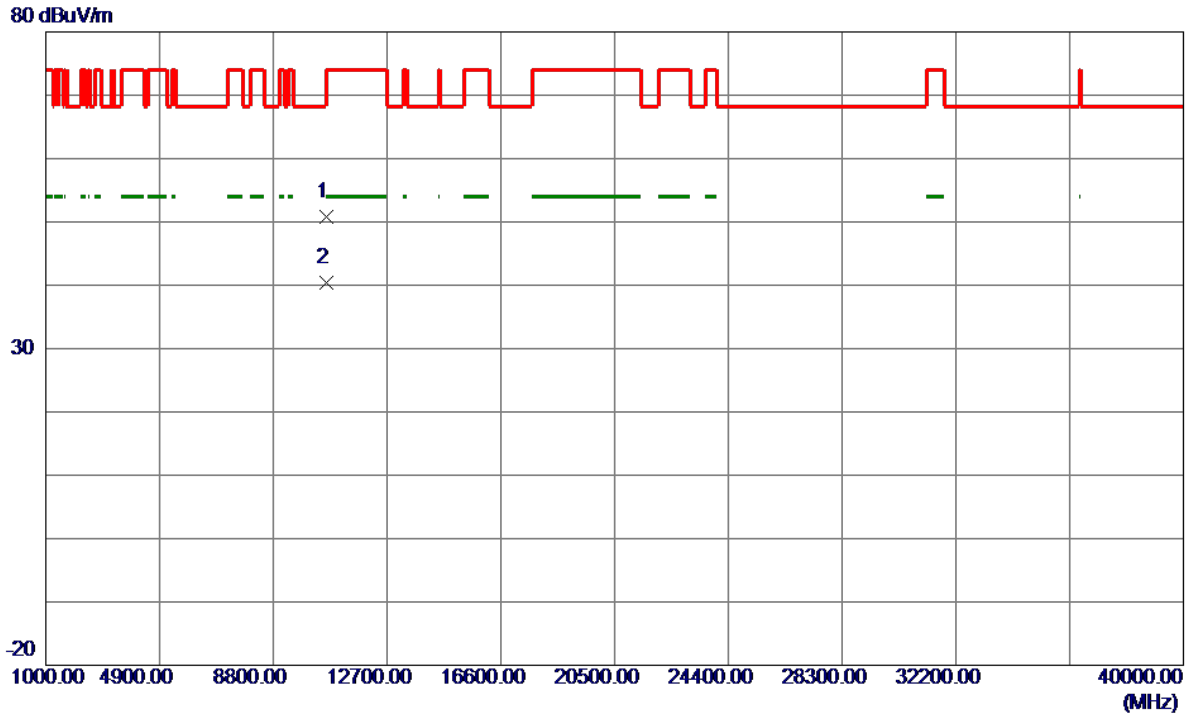
130 dBuV/m



No.	Freq. MHz	Reading Level dBuV/m	Correct Factor dB	Measure ment dBuV/m	Limit dBuV/m	Margin dB	Detector	Comment
1	5312.6000	45.07	41.93	87.00	999.00	-912.00	AVG	No Limit
2 *	5313.2000	52.89	41.93	94.82	68.30	26.52	Peak	No Limit
3	5350.0000	15.68	42.12	57.80	74.00	-16.20	Peak	
4	5350.0000	4.78	42.12	46.90	999.00	-952.10	AVG	

Orthogonal Axis :	X
Test Mode :	UNII-2A/ TX AC40 Mode 5310MHz

Horizontal

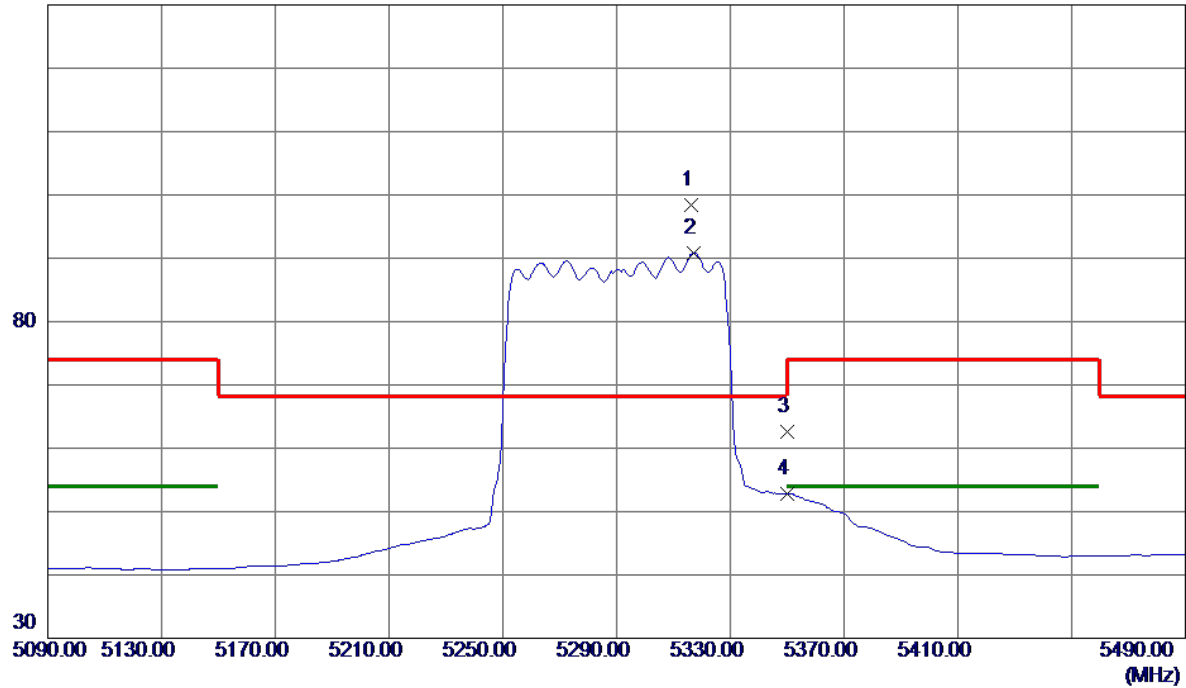


No.	Freq. MHz	Reading Level dBuV/m	Correct Factor dB	Measure ment dBuV/m	Limit dBuV/m	Margin dB	Detector	Comment
1	10616.4000	34.33	16.55	50.88	74.00	-23.12	Peak	
2 *	10619.8000	23.87	16.54	40.41	54.00	-13.59	AVG	

Orthogonal Axis :	X
Test Mode :	UNII-2A/ TX AC80 Mode 5290MHz

Vertical

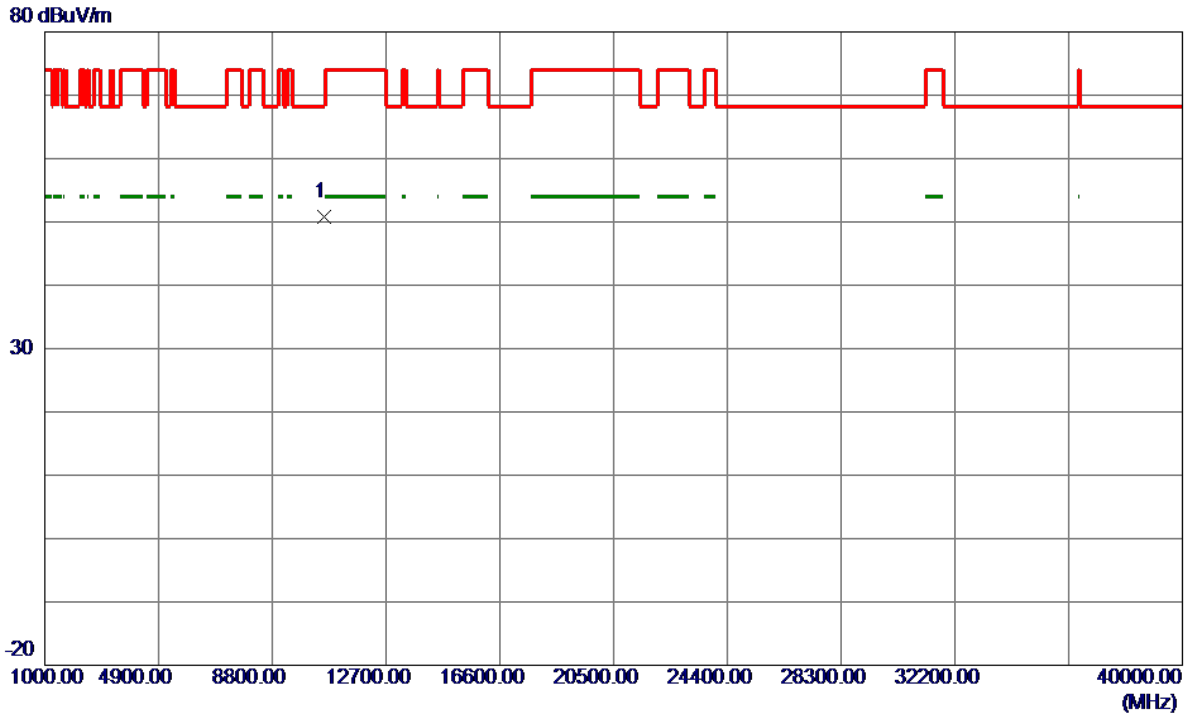
130 dBuV/m



No.	Freq. MHz	Reading Level dBuV/m	Correct Factor dB	Measure ment dBuV/m	Limit dBuV/m	Margin dB	Detector	Comment
1 *	5316.4000	56.51	41.95	98.46	68.30	30.16	Peak	No Limit
2	5317.2000	48.88	41.95	90.83	999.00	-908.17	AVG	No Limit
3	5350.2000	20.45	42.12	62.57	74.00	-11.43	Peak	
4	5350.2000	10.66	42.12	52.78	54.00	-1.22	AVG	

Orthogonal Axis :	X
Test Mode :	UNII-2A/ TX AC80 Mode 5290MHz

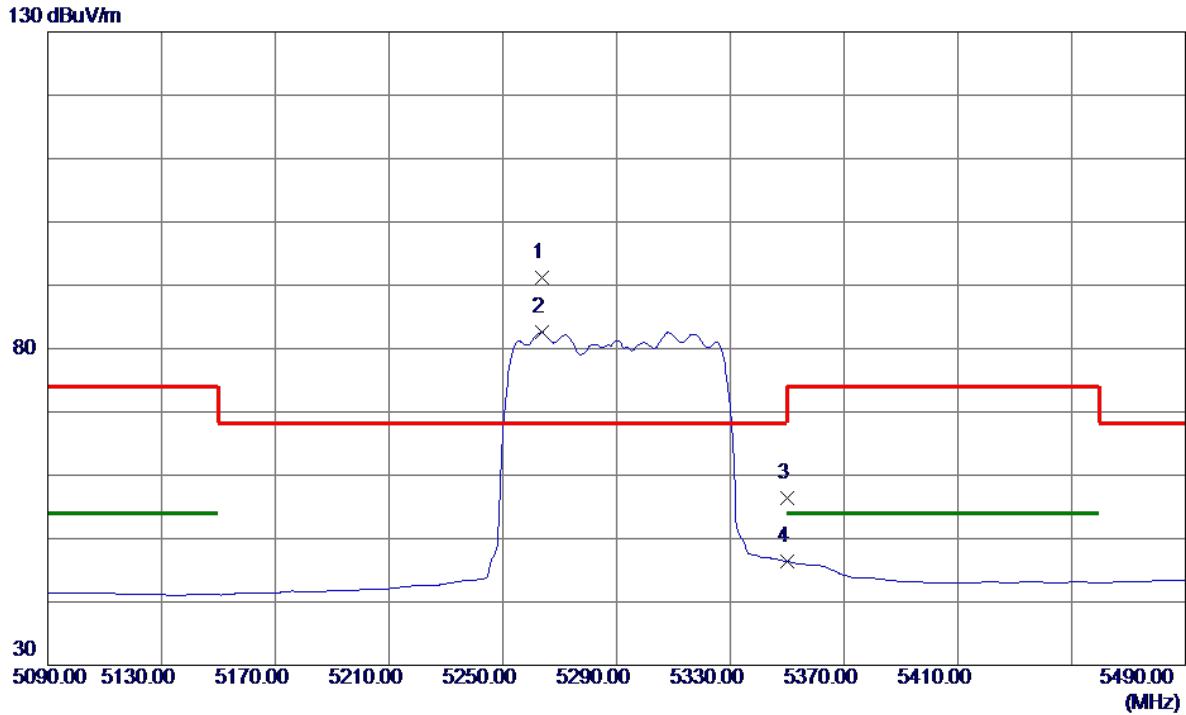
Vertical



No.	Freq. MHz	Reading Level dBuV/m	Correct Factor dB	Measure ment dBuV/m	Limit dBuV/m	Margin dB	Detector	Comment
1 *	10579.8000	34.15	16.60	50.75	68.30	-17.55	Peak	

Orthogonal Axis :	X
Test Mode :	UNII-2A/ TX AC80 Mode 5290MHz

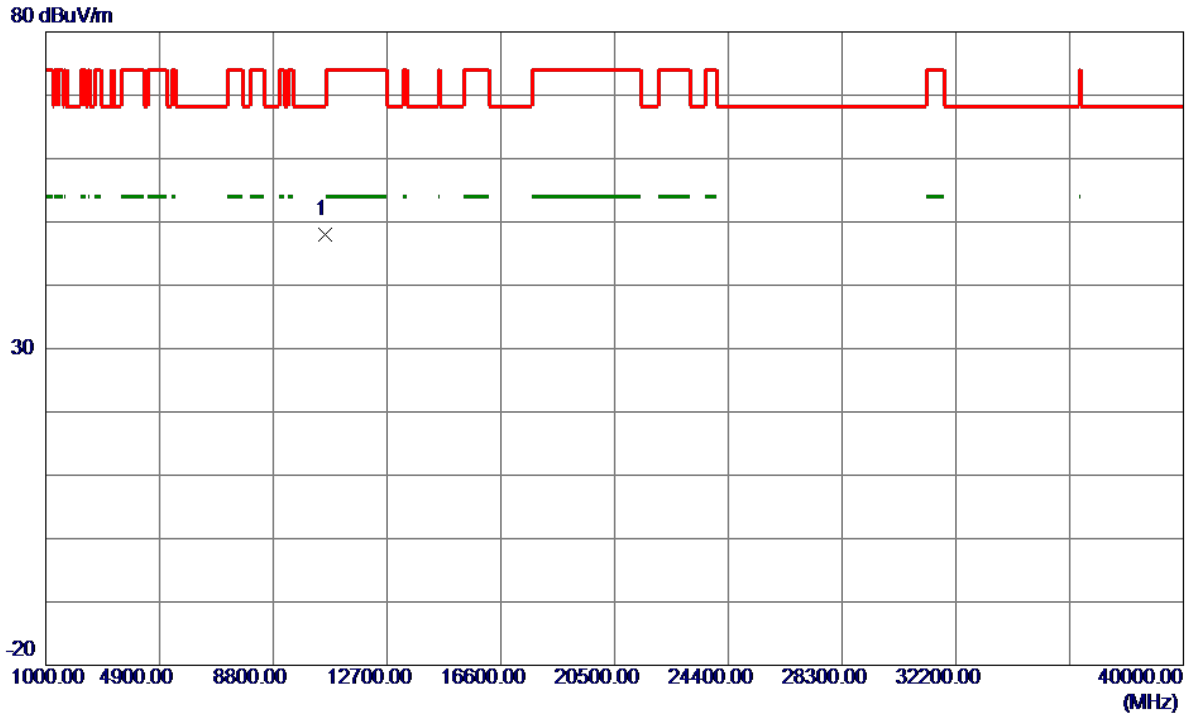
Horizontal



No.	Freq. MHz	Reading Level dBuV/m	Correct Factor dB	Measure ment dBuV/m	Limit dBuV/m	Margin dB	Detector	Comment
1 *	5263.6000	49.53	41.68	91.21	68.30	22.91	Peak	No Limit
2	5263.6000	40.87	41.68	82.55	999.00	-916.45	AVG	No Limit
3	5350.0000	14.26	42.12	56.38	74.00	-17.62	Peak	
4	5350.0000	4.23	42.12	46.35	999.00	-952.65	AVG	

Orthogonal Axis :	X
Test Mode :	UNII-2A/ TX AC80 Mode 5290MHz

Horizontal

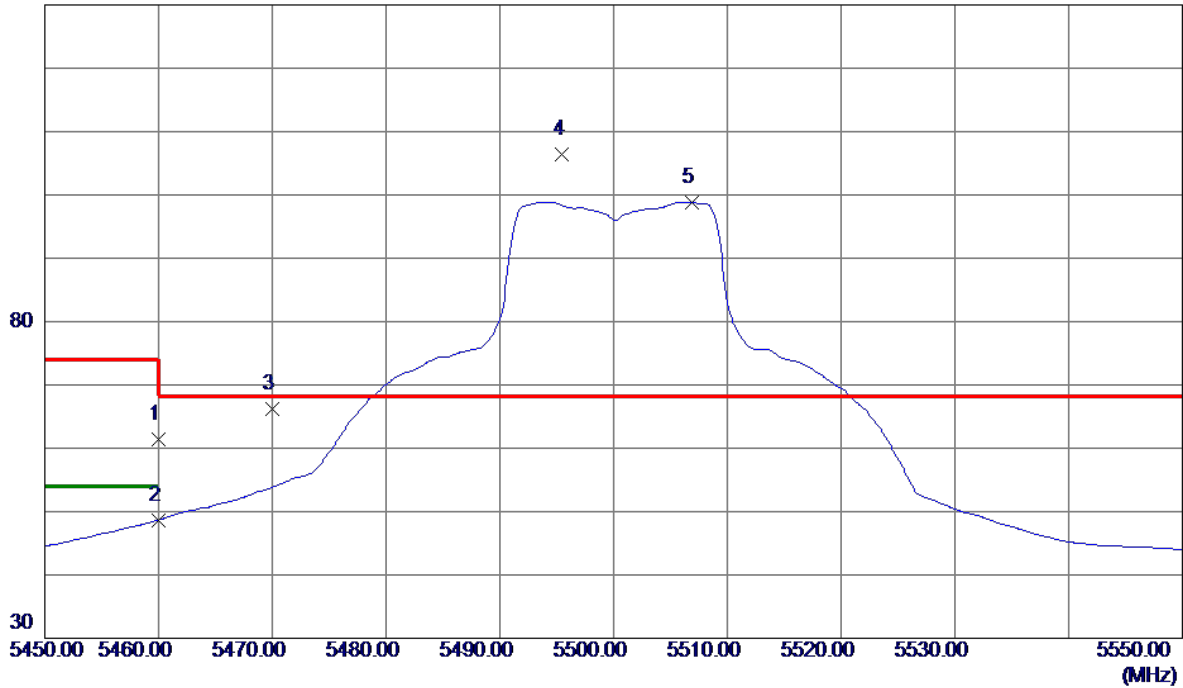


No.	Freq. MHz	Reading Level dBuV/m	Correct Factor dB	Measure ment dBuV/m	Limit dBuV/m	Margin dB	Detector	Comment
1 *	10579.8000	31.41	16.60	48.01	68.30	-20.29	Peak	

Orthogonal Axis :	X
Test Mode :	UNII-2C/ TX AC20 Mode 5500MHz

Vertical

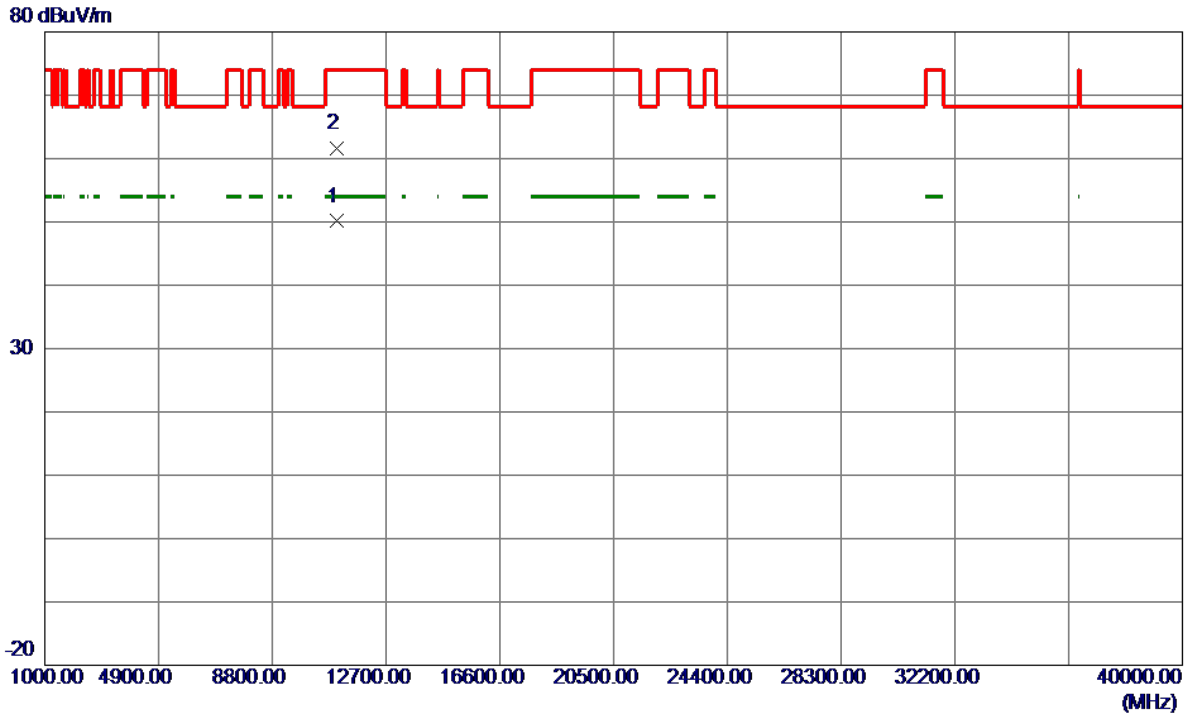
130 dBuV/m



No.	Freq. MHz	Reading Level dBuV/m	Correct Factor dB	Measure ment dBuV/m	Limit dBuV/m	Margin dB	Detector	Comment
1	5460.0000	18.77	42.68	61.45	74.00	-12.55	Peak	
2	5460.0000	5.90	42.68	48.58	54.00	-5.42	AVG	
3	5470.0000	23.51	42.73	66.24	68.30	-2.06	Peak	
4 *	5495.5000	63.60	42.86	106.46	68.30	38.16	Peak	No Limit
5	5506.9000	55.93	42.90	98.83	999.00	-900.17	AVG	No Limit

Orthogonal Axis :	X
Test Mode :	UNII-2C/ TX AC20 Mode 5500MHz

Vertical

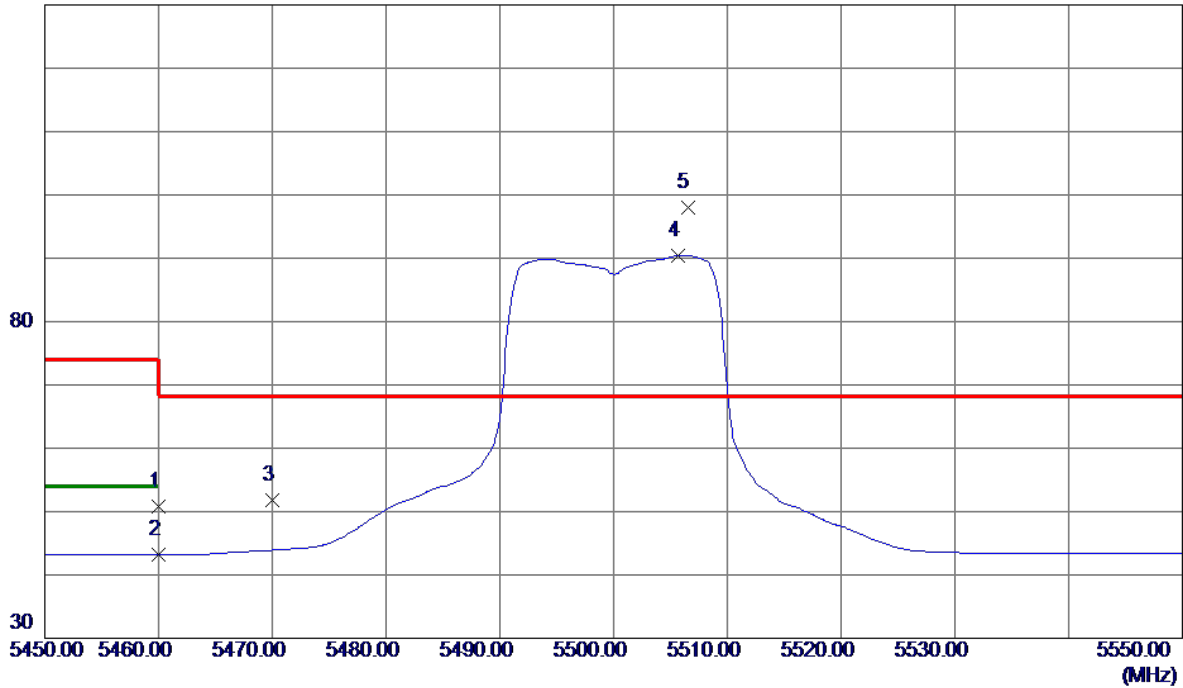


No.	Freq. MHz	Reading Level dBuV/m	Correct Factor dB	Measure ment dBuV/m	Limit dBuV/m	Margin dB	Detector	Comment
1 *	10999.8500	34.07	16.03	50.10	54.00	-3.90	AVG	
2	11001.1500	45.64	16.03	61.67	74.00	-12.33	Peak	

Orthogonal Axis :	X
Test Mode :	UNII-2C/ TX AC20 Mode 5500MHz

Horizontal

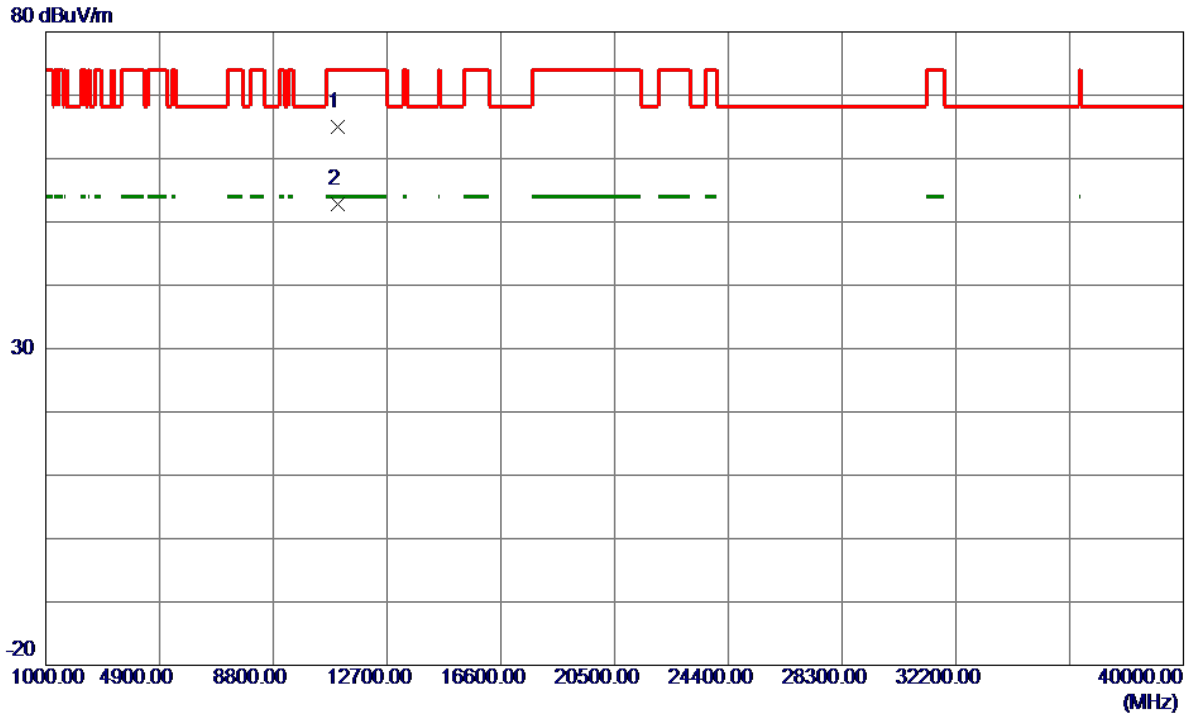
130 dBuV/m



No.	Freq. MHz	Reading Level dBuV/m	Correct Factor dB	Measure ment dBuV/m	Limit dBuV/m	Margin dB	Detector	Comment
1	5460.0000	8.09	42.68	50.77	74.00	-23.23	Peak	
2	5460.0000	0.45	42.68	43.13	54.00	-10.87	AVG	
3	5470.0000	9.01	42.73	51.74	68.30	-16.56	Peak	
4	5505.7000	47.54	42.90	90.44	999.00	-908.56	AVG	No Limit
5 *	5506.5000	55.12	42.90	98.02	68.30	29.72	Peak	No Limit

Orthogonal Axis :	X
Test Mode :	UNII-2C/ TX AC20 Mode 5500MHz

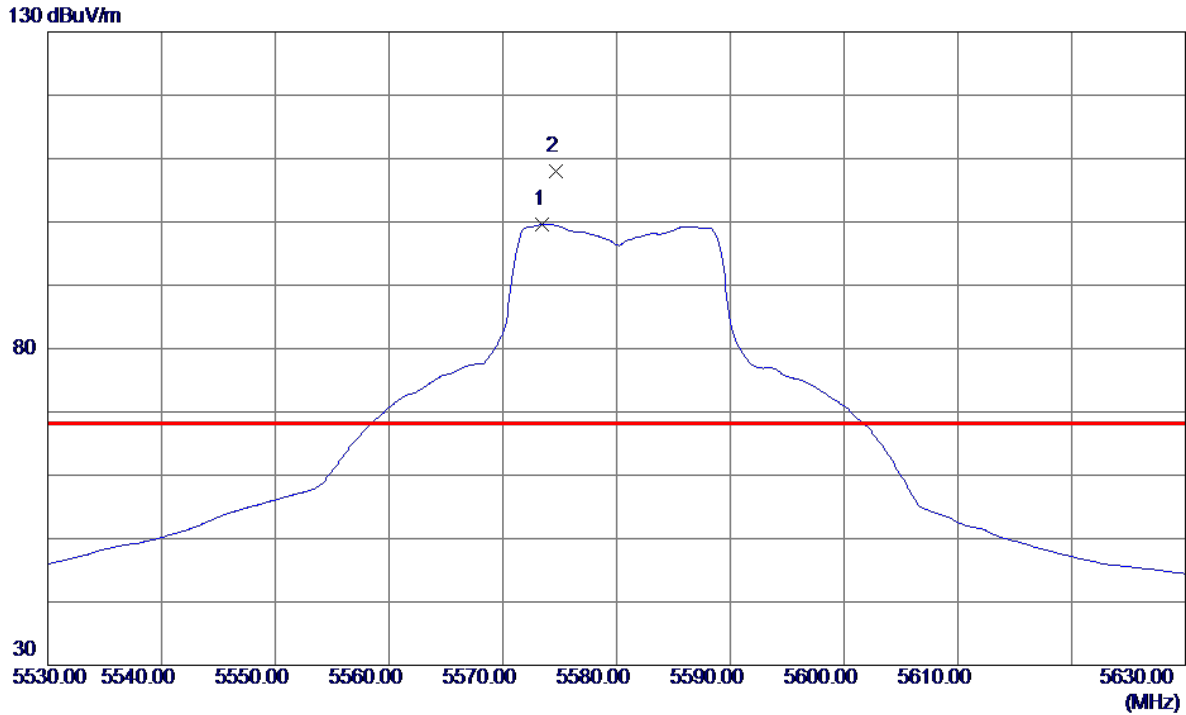
Horizontal



No.	Freq. MHz	Reading Level dBuV/m	Correct Factor dB	Measure ment dBuV/m	Limit dBuV/m	Margin dB	Detector	Comment
1	10999.1500	48.91	16.03	64.94	74.00	-9.06	Peak	
2 *	10999.9000	36.84	16.03	52.87	54.00	-1.13	AVG	

Orthogonal Axis :	X
Test Mode :	UNII-2C/ TX AC20 Mode 5580MHz

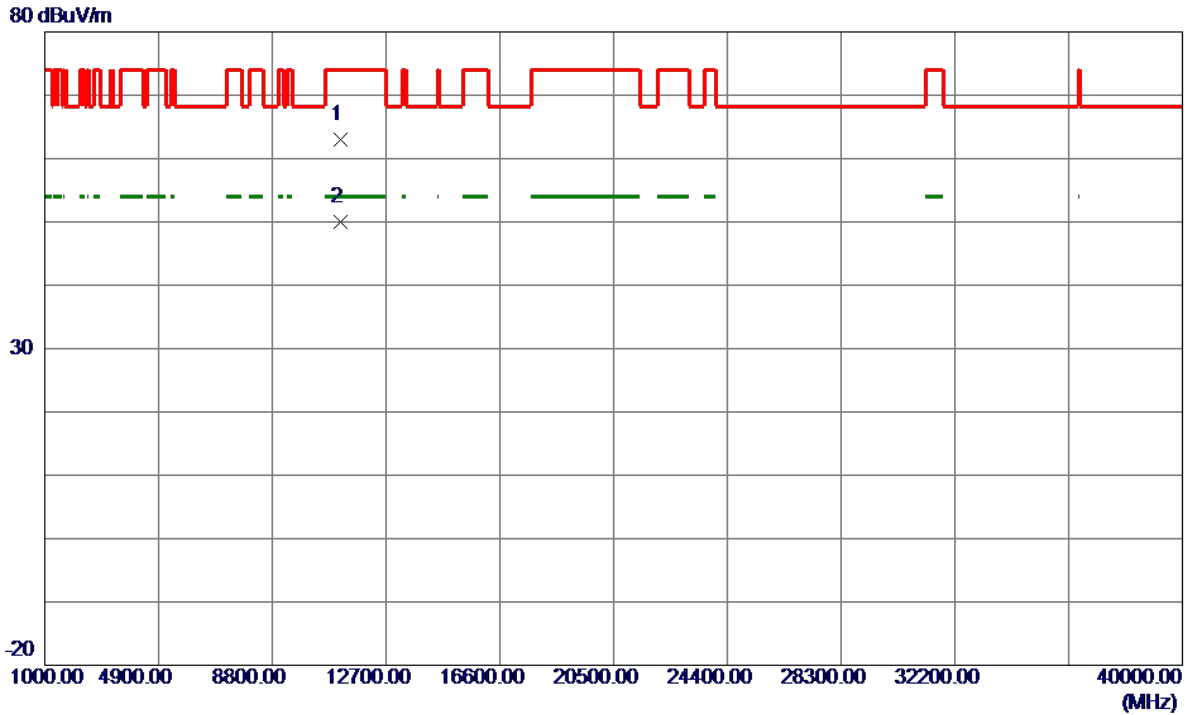
Vertical



No.	Freq. MHz	Reading Level dBuV/m	Correct Factor dB	Measure ment dBuV/m	Limit dBuV/m	Margin dB	Detector	Comment
1	5573.5000	56.45	43.10	99.55	999.00	-899.45	AVG	No Limit
2 *	5574.7000	64.99	43.11	108.10	68.30	39.80	Peak	No Limit

Orthogonal Axis :	X
Test Mode :	UNII-2C/ TX AC20 Mode 5580MHz

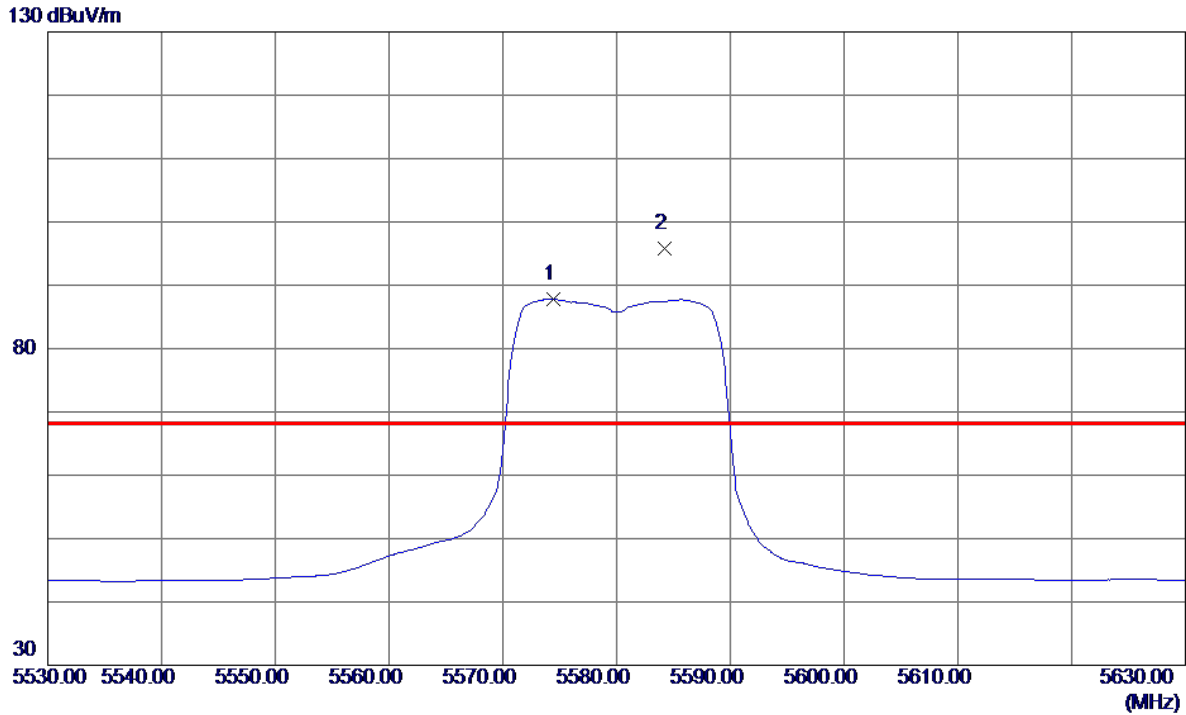
Vertical



No.	Freq. MHz	Reading Level dBuV/m	Correct Factor dB	Measure ment dBuV/m	Limit dBuV/m	Margin dB	Detector	Comment
1	11159.3000	46.43	16.59	63.02	74.00	-10.98	Peak	
2 *	11160.0500	33.40	16.59	49.99	54.00	-4.01	AVG	

Orthogonal Axis :	X
Test Mode :	UNII-2C/ TX AC20 Mode 5580MHz

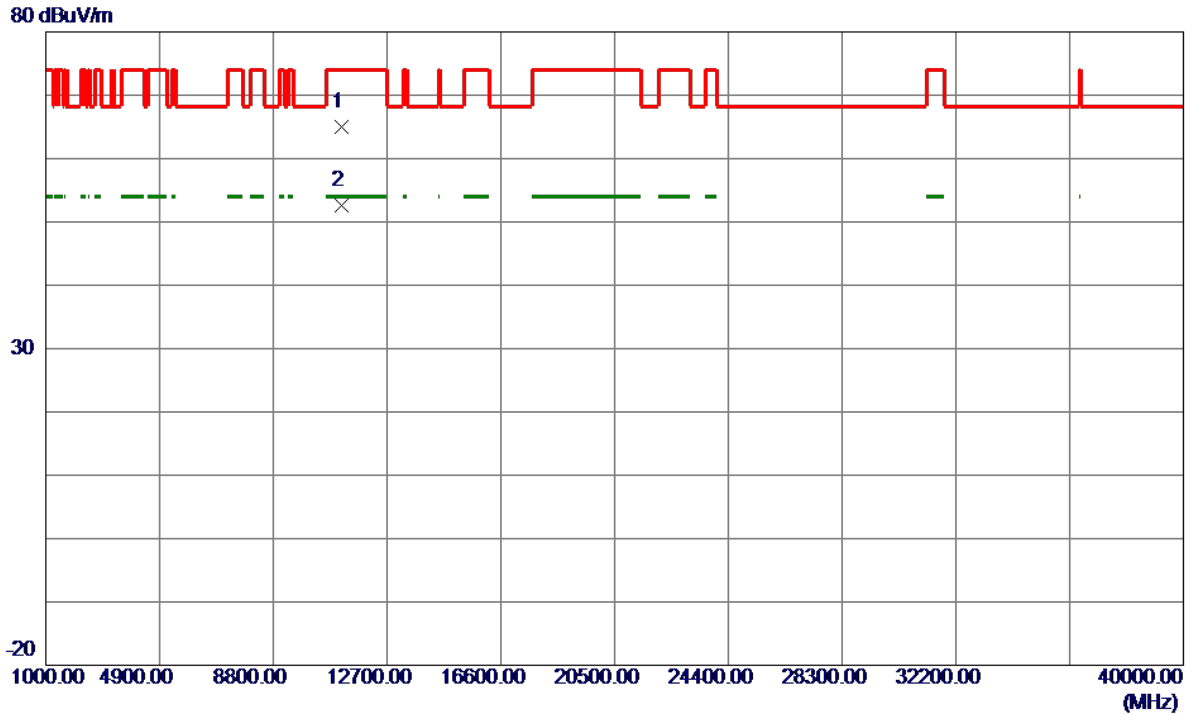
Horizontal



No.	Freq. MHz	Reading Level dBuV/m	Correct Factor dB	Measure ment dBuV/m	Limit dBuV/m	Margin dB	Detector	Comment
1	5574.4000	44.69	43.10	87.79	999.00	-911.21	AVG	No Limit
2 *	5584.2000	52.61	43.13	95.74	68.30	27.44	Peak	No Limit

Orthogonal Axis :	X
Test Mode :	UNII-2C/ TX AC20 Mode 5580MHz

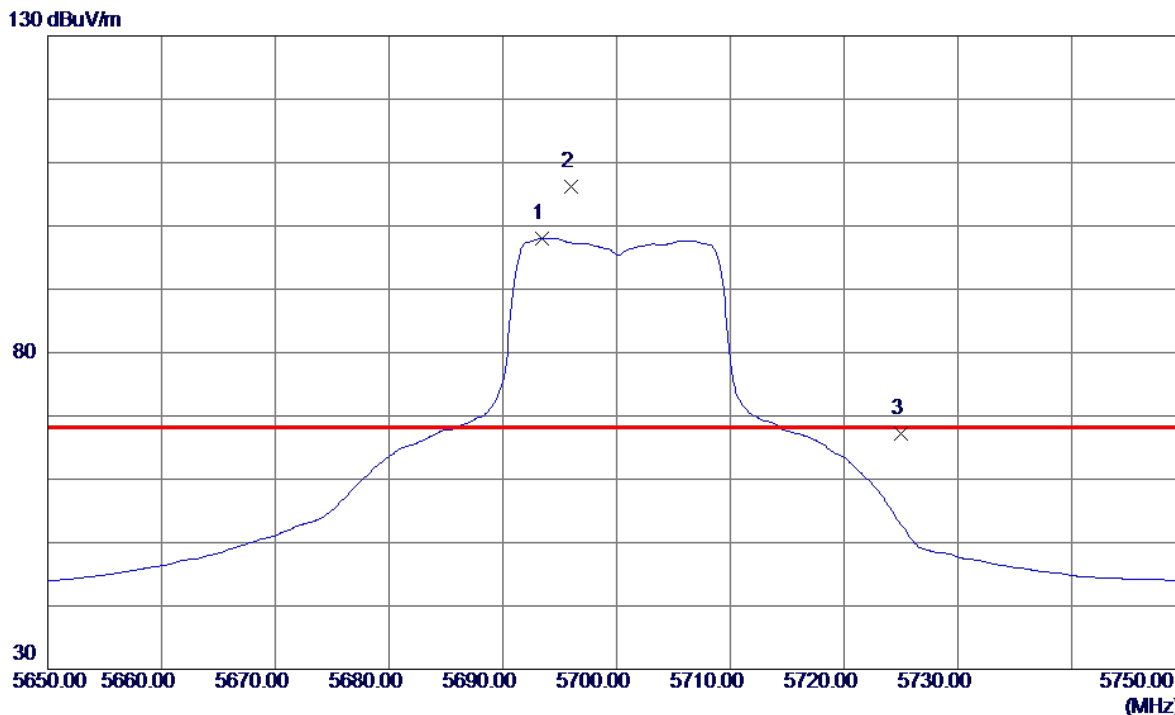
Horizontal



No.	Freq. MHz	Reading Level dBuV/m	Correct Factor dB	Measure ment dBuV/m	Limit dBuV/m	Margin dB	Detector	Comment
1	11159.9500	48.41	16.59	65.00	74.00	-9.00	Peak	
2 *	11160.0500	36.07	16.59	52.66	54.00	-1.34	AVG	

Orthogonal Axis :	X
Test Mode :	UNII-2C/ TX AC20 Mode 5700MHz

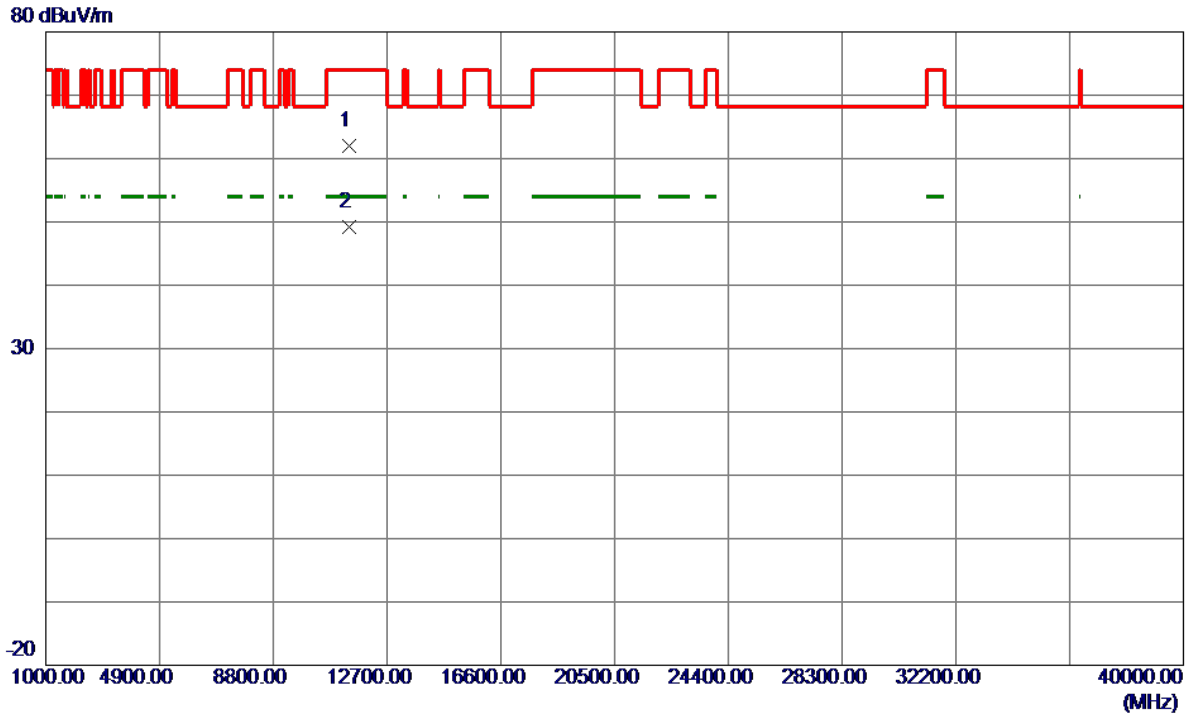
Vertical



No.	Freq. MHz	Reading Level dBuV/m	Correct Factor dB	Measure ment dBuV/m	Limit dBuV/m	Margin dB	Detector	Comment
1	5693.4000	54.60	43.46	98.06	999.00	-900.94	AVG	No Limit
2 *	5696.0000	62.72	43.47	106.19	68.30	37.89	Peak	No Limit
3	5725.0000	23.71	43.56	67.27	68.30	-1.03	Peak	

Orthogonal Axis :	X
Test Mode :	UNII-2C/ TX AC20 Mode 5700MHz

Vertical

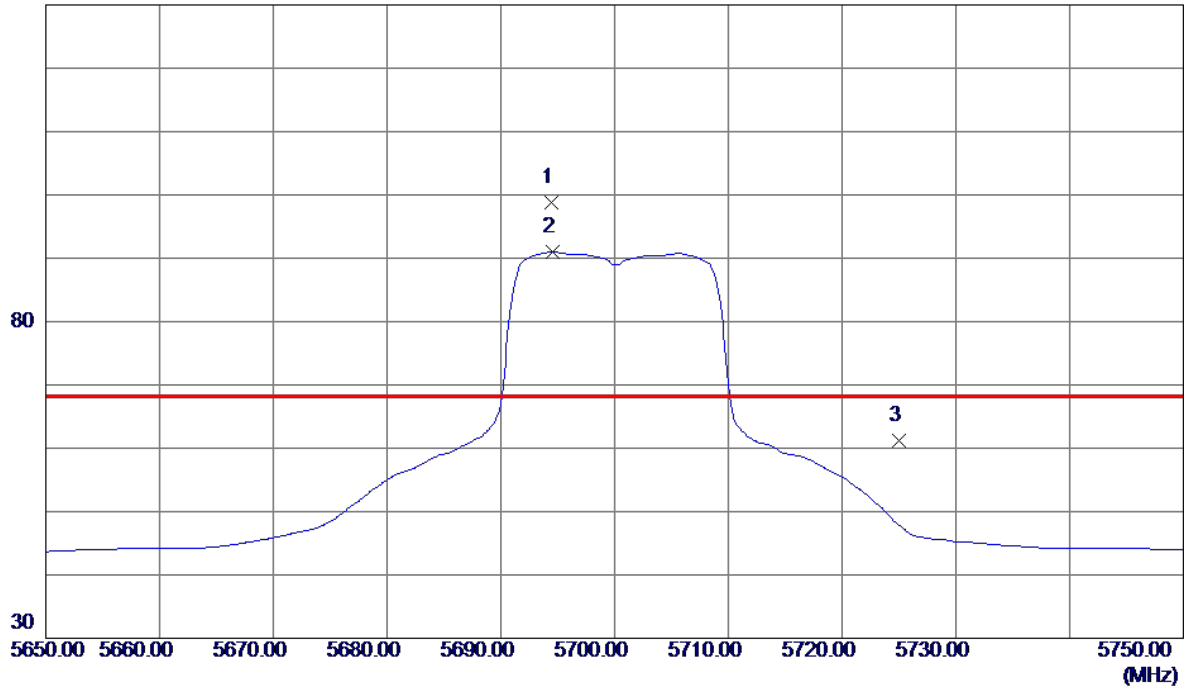


No.	Freq. MHz	Reading Level dBuV/m	Correct Factor dB	Measure ment dBuV/m	Limit dBuV/m	Margin dB	Detector	Comment
1	11399.8500	44.61	17.43	62.04	74.00	-11.96	Peak	
2 *	11400.8500	31.76	17.44	49.20	54.00	-4.80	AVG	

Orthogonal Axis :	X
Test Mode :	UNII-2C/ TX AC20 Mode 5700MHz

Horizontal

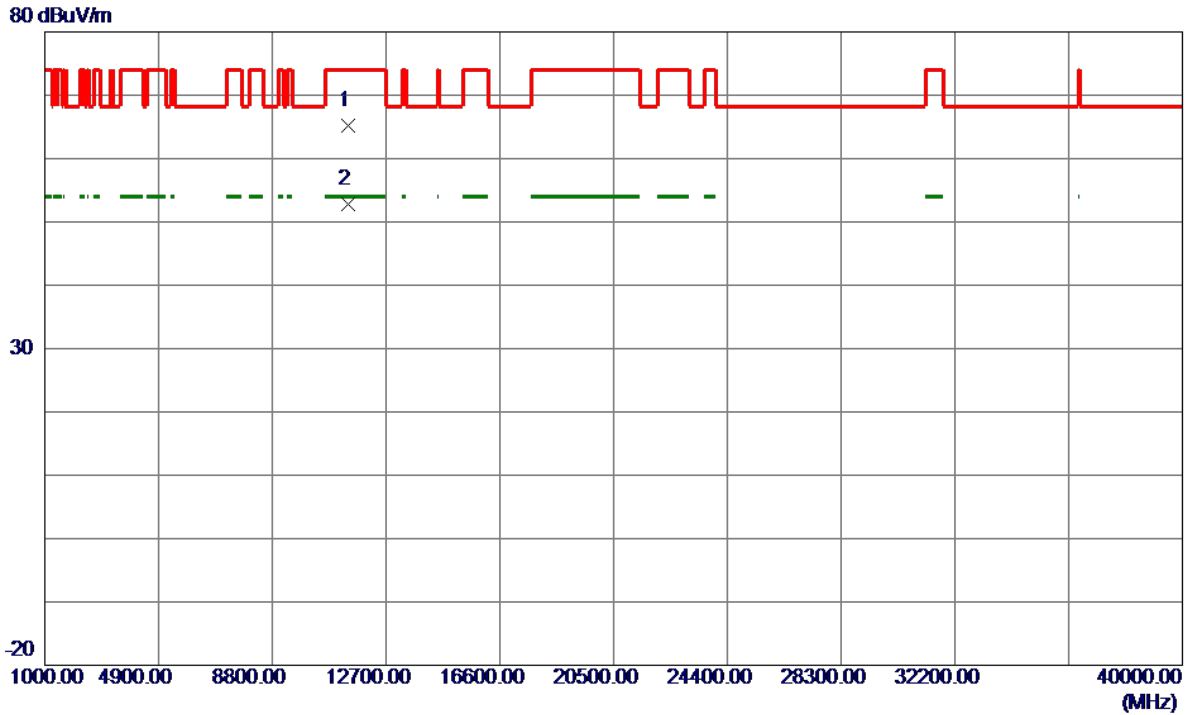
130 dBuV/m



No.	Freq. MHz	Reading Level dBuV/m	Correct Factor dB	Measure ment dBuV/m	Limit dBuV/m	Margin dB	Detector	Comment
1 *	5694.4000	55.26	43.47	98.73	68.30	30.43	Peak	No Limit
2	5694.6000	47.56	43.47	91.03	999.00	-907.97	AVG	No Limit
3	5725.0000	17.67	43.56	61.23	68.30	-7.07	Peak	

Orthogonal Axis :	X
Test Mode :	UNII-2C/ TX AC20 Mode 5700MHz

Horizontal

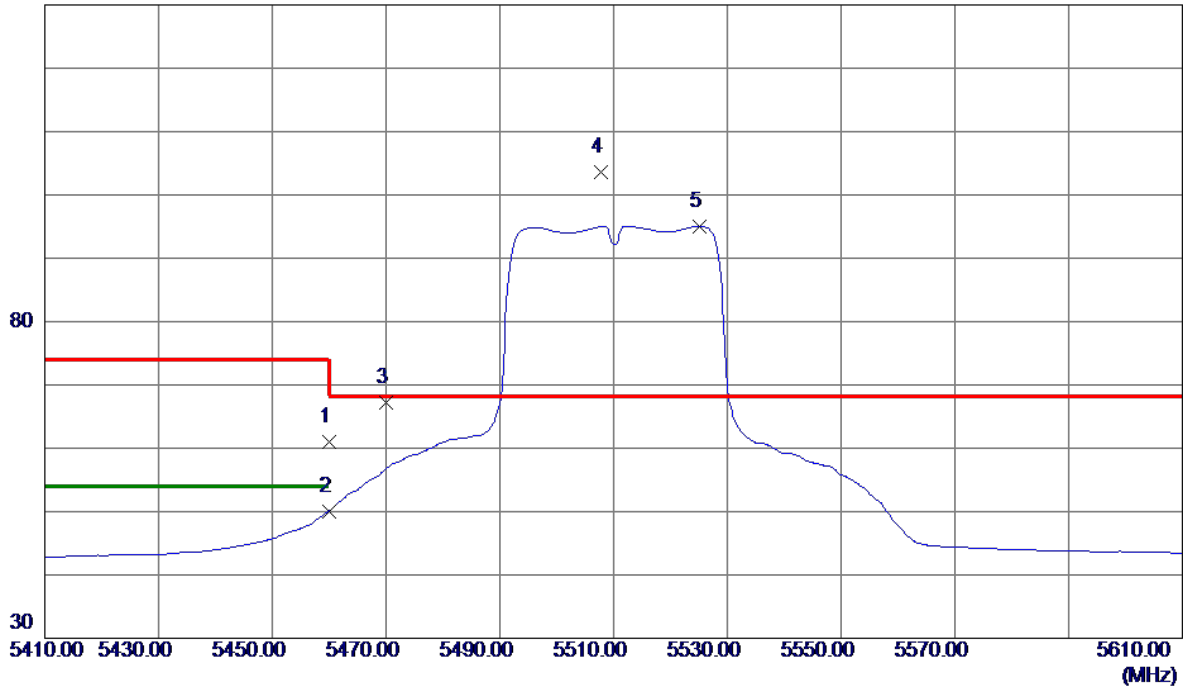


No.	Freq. MHz	Reading Level dBuV/m	Correct Factor dB	Measure ment dBuV/m	Limit dBuV/m	Margin dB	Detector	Comment
1	11398.1000	47.80	17.43	65.23	74.00	-8.77	Peak	
2 *	11400.1000	35.31	17.43	52.74	54.00	-1.26	AVG	

Orthogonal Axis :	X
Test Mode :	UNII-2C/ TX AC40 Mode 5510MHz

Vertical

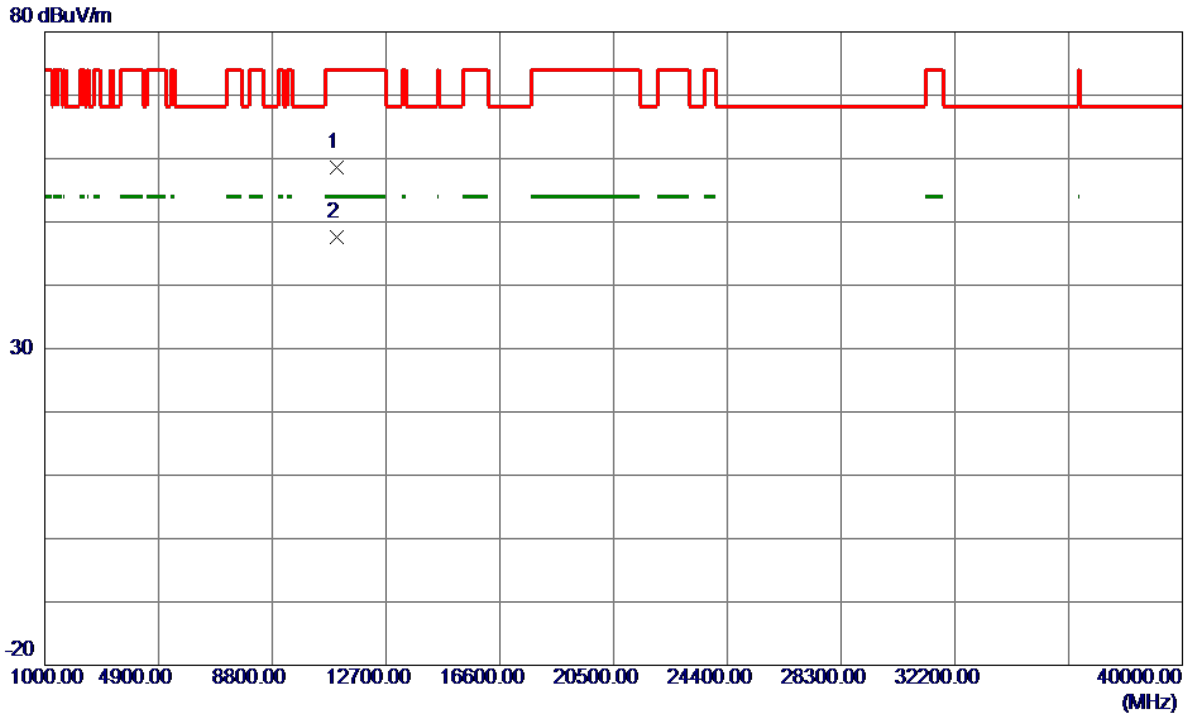
130 dBuV/m



No.	Freq. MHz	Reading Level dBuV/m	Correct Factor dB	Measure ment dBuV/m	Limit dBuV/m	Margin dB	Detector	Comment
1	5460.0000	18.31	42.68	60.99	74.00	-13.01	Peak	
2	5460.0000	7.28	42.68	49.96	54.00	-4.04	AVG	
3	5470.0000	24.54	42.73	67.27	68.30	-1.03	Peak	
4 *	5507.8000	60.71	42.90	103.61	68.30	35.31	Peak	No Limit
5	5525.2000	52.10	42.96	95.06	999.00	-903.94	AVG	No Limit

Orthogonal Axis :	X
Test Mode :	UNII-2C/ TX AC40 Mode 5510MHz

Vertical

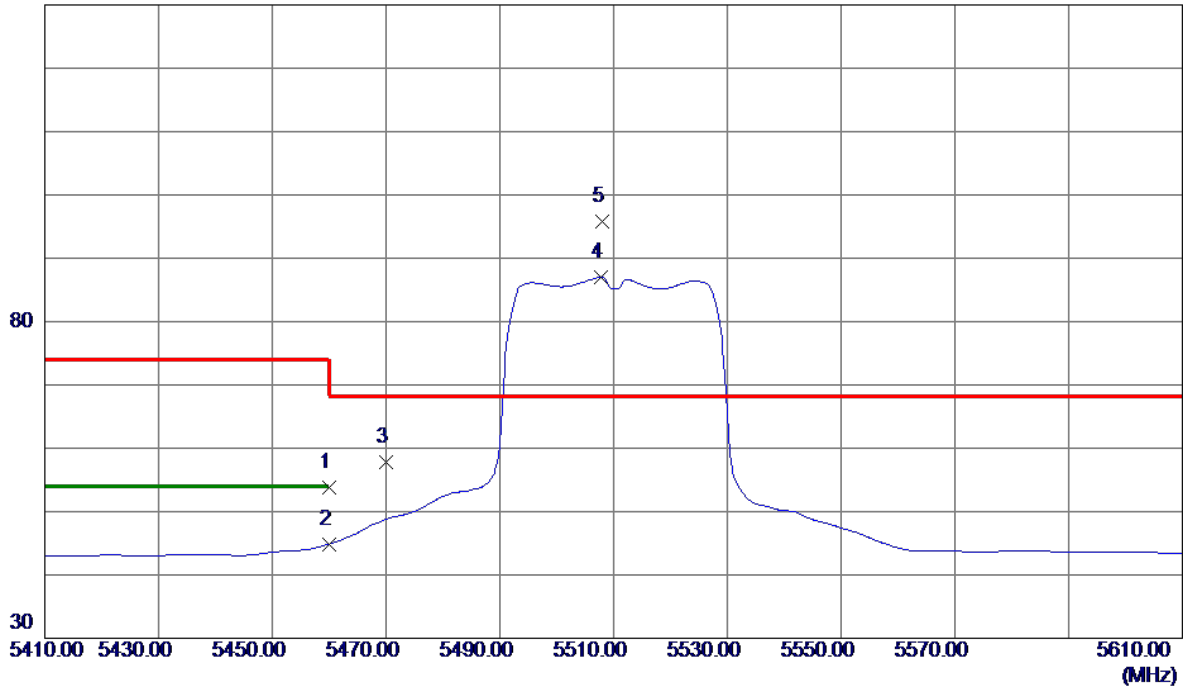


No.	Freq. MHz	Reading Level dBuV/m	Correct Factor dB	Measure ment dBuV/m	Limit dBuV/m	Margin dB	Detector	Comment
1	11017.3000	42.43	16.09	58.52	74.00	-15.48	Peak	
2 *	11021.6000	31.48	16.11	47.59	54.00	-6.41	AVG	

Orthogonal Axis :	X
Test Mode :	UNII-2C/ TX AC40 Mode 5510MHz

Horizontal

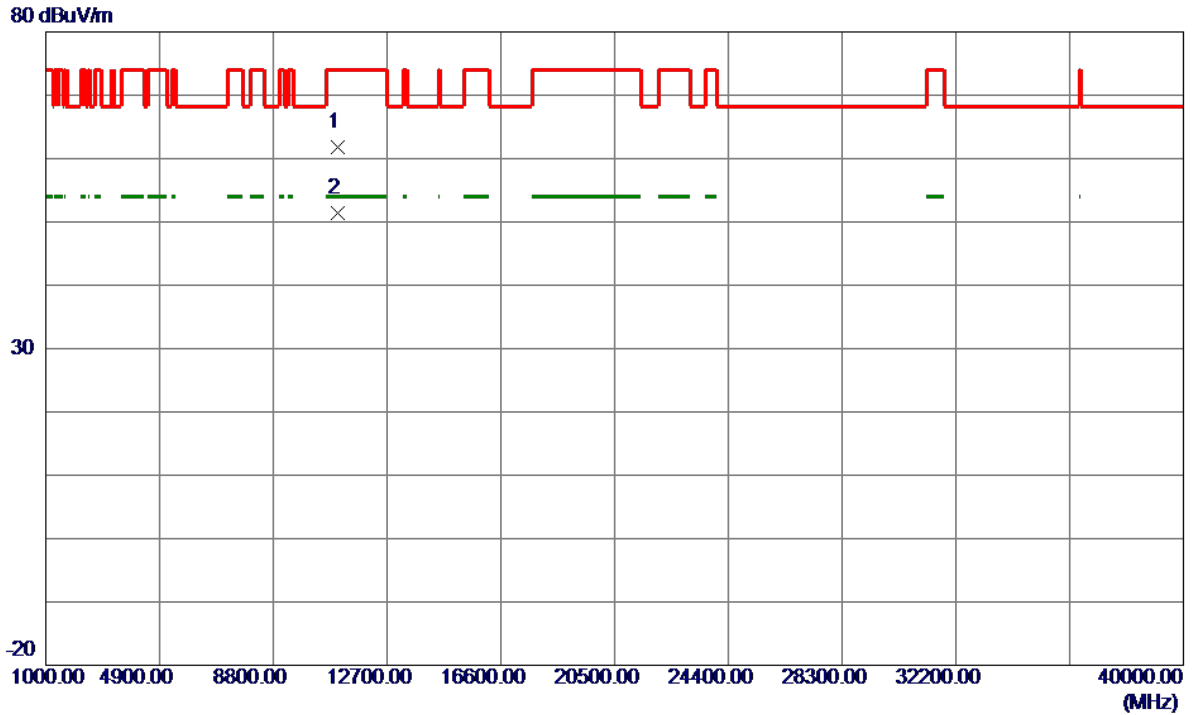
130 dBuV/m



No.	Freq. MHz	Reading Level dBuV/m	Correct Factor dB	Measure ment dBuV/m	Limit dBuV/m	Margin dB	Detector	Comment
1	5460.0000	11.09	42.68	53.77	74.00	-20.23	Peak	
2	5460.0000	2.18	42.68	44.86	54.00	-9.14	AVG	
3	5470.0000	15.06	42.73	57.79	68.30	-10.51	Peak	
4	5507.8000	44.10	42.90	87.00	999.00	-912.00	AVG	No Limit
5 *	5508.0000	52.88	42.90	95.78	68.30	27.48	Peak	No Limit

Orthogonal Axis :	X
Test Mode :	UNII-2C/ TX AC40 Mode 5510MHz

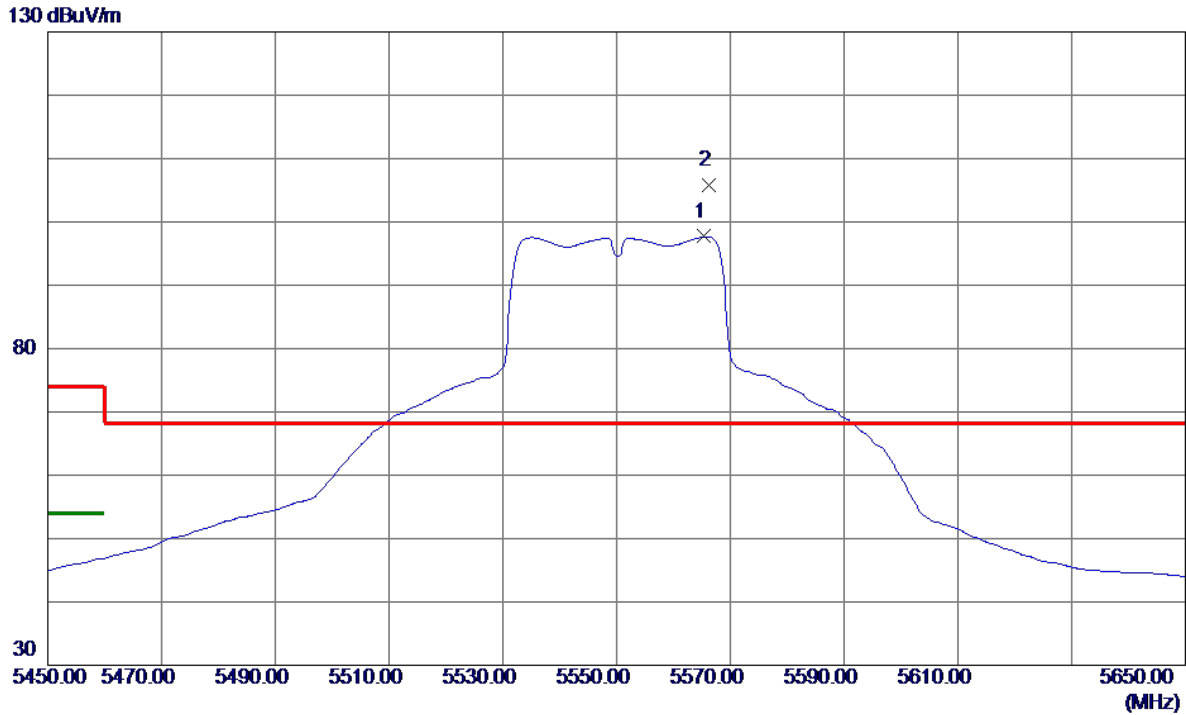
Horizontal



No.	Freq. MHz	Reading Level dBuV/m	Correct Factor dB	Measure ment dBuV/m	Limit dBuV/m	Margin dB	Detector	Comment
1	11019.8000	45.76	16.10	61.86	74.00	-12.14	Peak	
2 *	11020.1000	35.33	16.10	51.43	54.00	-2.57	AVG	

Orthogonal Axis :	X
Test Mode :	UNII-2C/ TX AC40 Mode 5550MHz

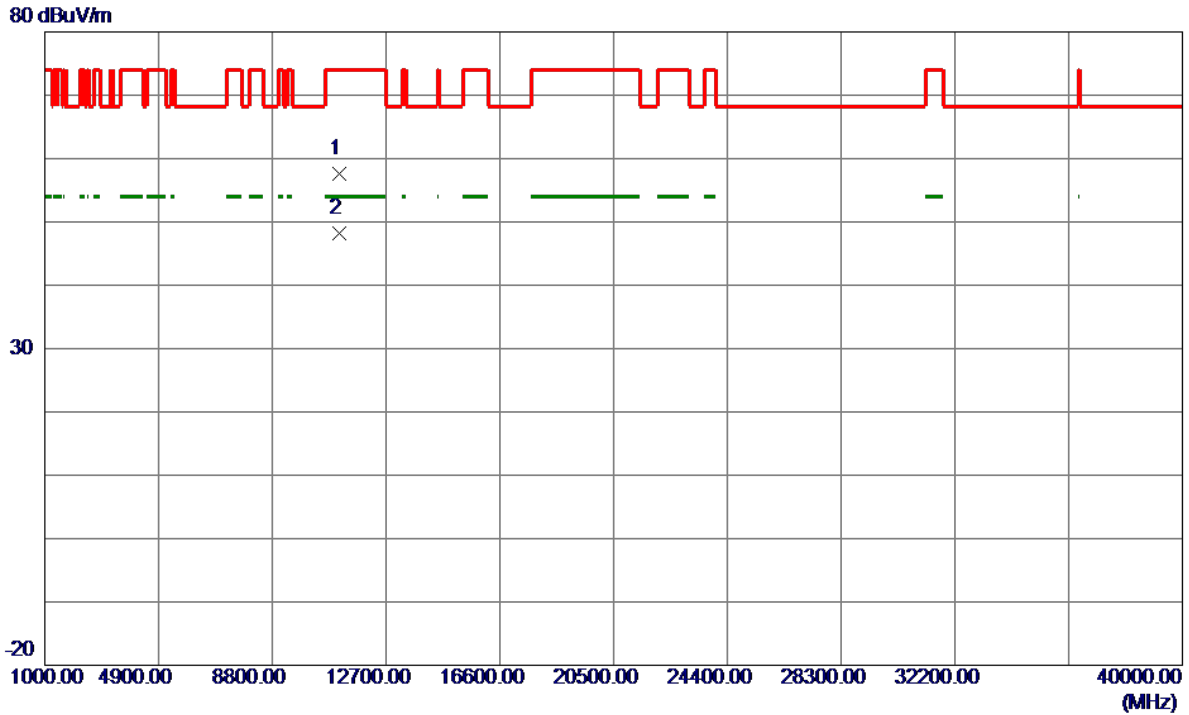
Vertical



No.	Freq. MHz	Reading Level dBuV/m	Correct Factor dB	Measure ment dBuV/m	Limit dBuV/m	Margin dB	Detector	Comment
1	5565.4000	54.62	43.08	97.70	999.00	-901.30	AVG	No Limit
2 *	5566.2000	62.76	43.08	105.84	68.30	37.54	Peak	No Limit

Orthogonal Axis :	X
Test Mode :	UNII-2C/ TX AC40 Mode 5550MHz

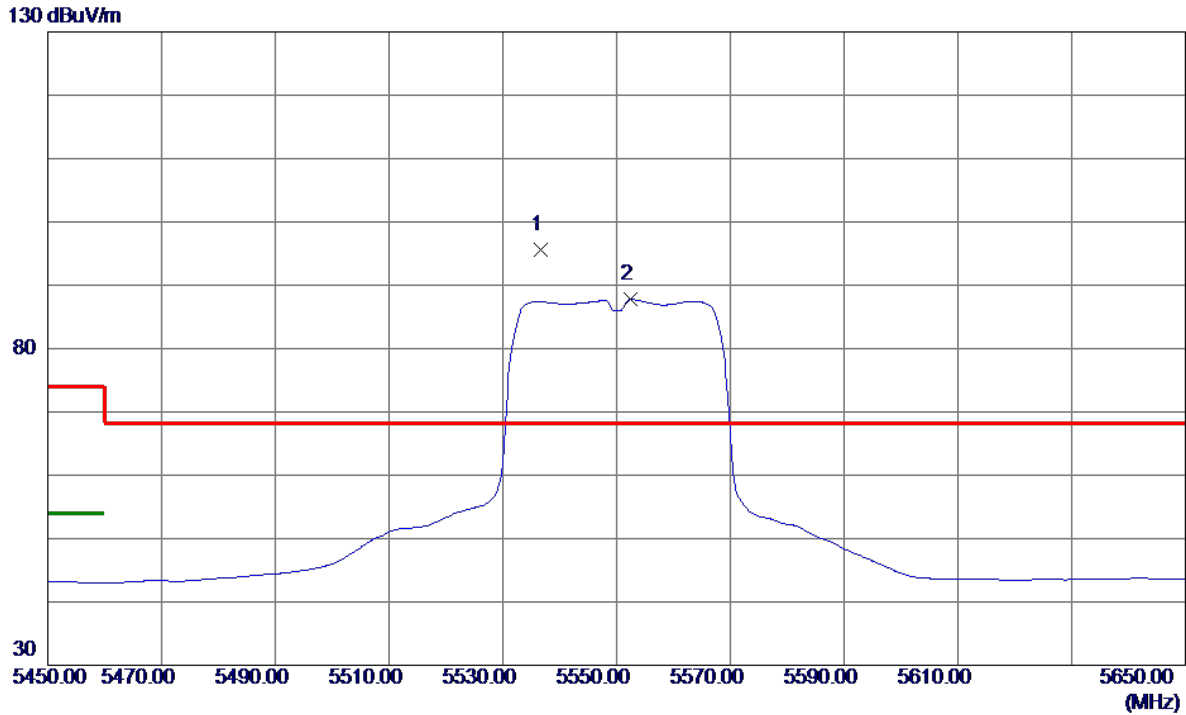
Vertical



No.	Freq. MHz	Reading Level dBuV/m	Correct Factor dB	Measure ment dBuV/m	Limit dBuV/m	Margin dB	Detector	Comment
1	11099.3000	41.16	16.38	57.54	74.00	-16.46	Peak	
2 *	11100.2000	31.80	16.38	48.18	54.00	-5.82	AVG	

Orthogonal Axis :	X
Test Mode :	UNII-2C/ TX AC40 Mode 5550MHz

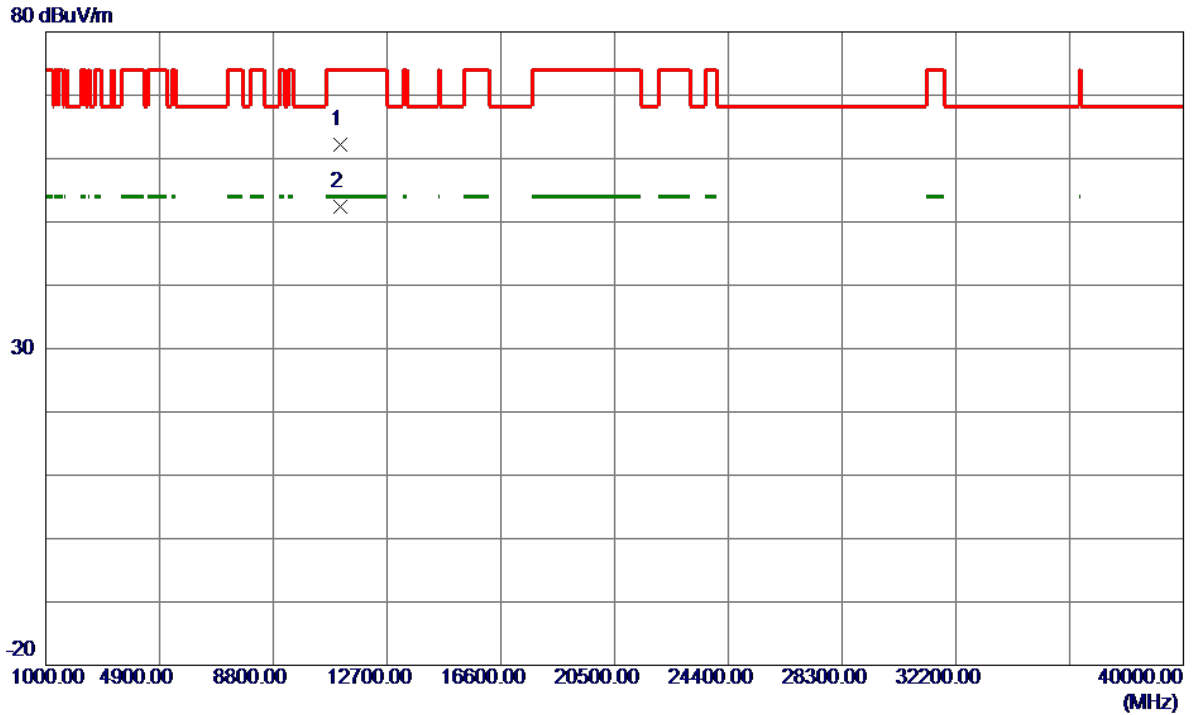
Horizontal



No.	Freq. MHz	Reading Level dBuV/m	Correct Factor dB	Measure ment dBuV/m	Limit dBuV/m	Margin dB	Detector	Comment
1 *	5536.6000	52.58	42.99	95.57	68.30	27.27	Peak	No Limit
2	5552.4000	44.75	43.04	87.79	999.00	-911.21	AVG	No Limit

Orthogonal Axis :	X
Test Mode :	UNII-2C/ TX AC40 Mode 5550MHz

Horizontal

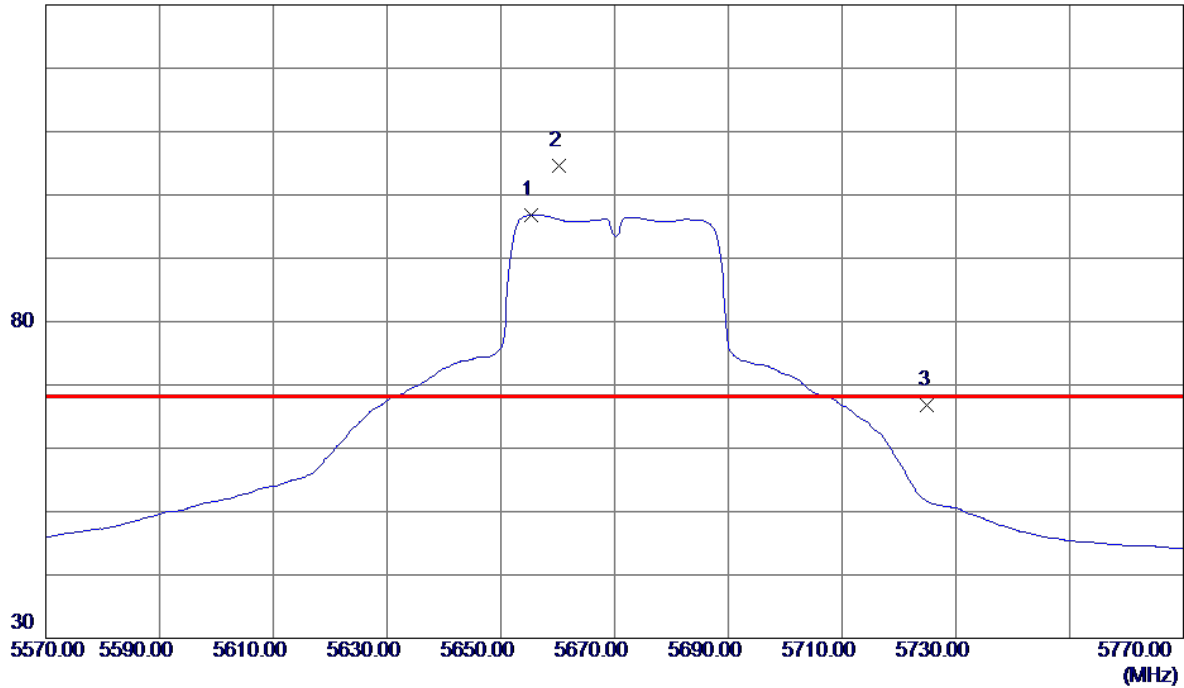


No.	Freq. MHz	Reading Level dBuV/m	Correct Factor dB	Measure ment dBuV/m	Limit dBuV/m	Margin dB	Detector	Comment
1	11099.5000	45.83	16.38	62.21	74.00	-11.79	Peak	
2 *	11100.2000	36.02	16.38	52.40	54.00	-1.60	AVG	

Orthogonal Axis :	X
Test Mode :	UNII-2C/ TX AC40 Mode 5670MHz

Vertical

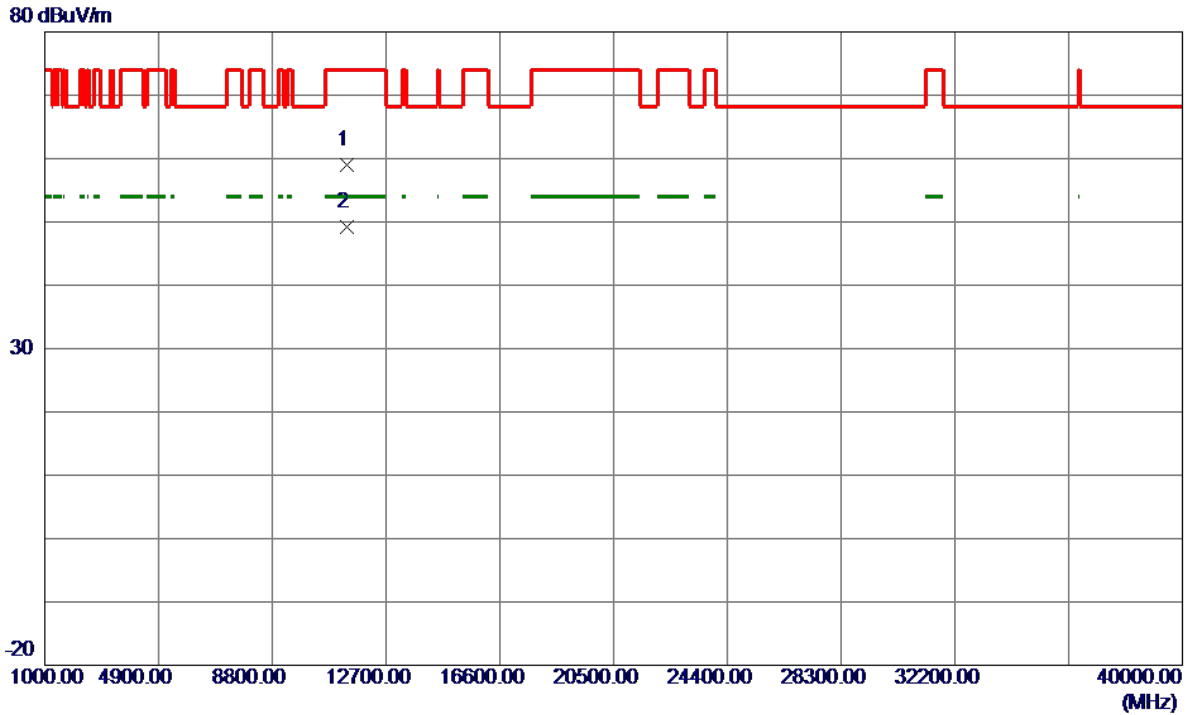
130 dBuV/m



No.	Freq. MHz	Reading Level dBuV/m	Correct Factor dB	Measure ment dBuV/m	Limit dBuV/m	Margin dB	Detector	Comment
1	5655.4000	53.50	43.35	96.85	999.00	-902.15	AVG	No Limit
2 *	5660.2000	61.21	43.36	104.57	68.30	36.27	Peak	No Limit
3	5725.0000	23.27	43.56	66.83	68.30	-1.47	Peak	

Orthogonal Axis :	X
Test Mode :	UNII-2C/ TX AC40 Mode 5670MHz

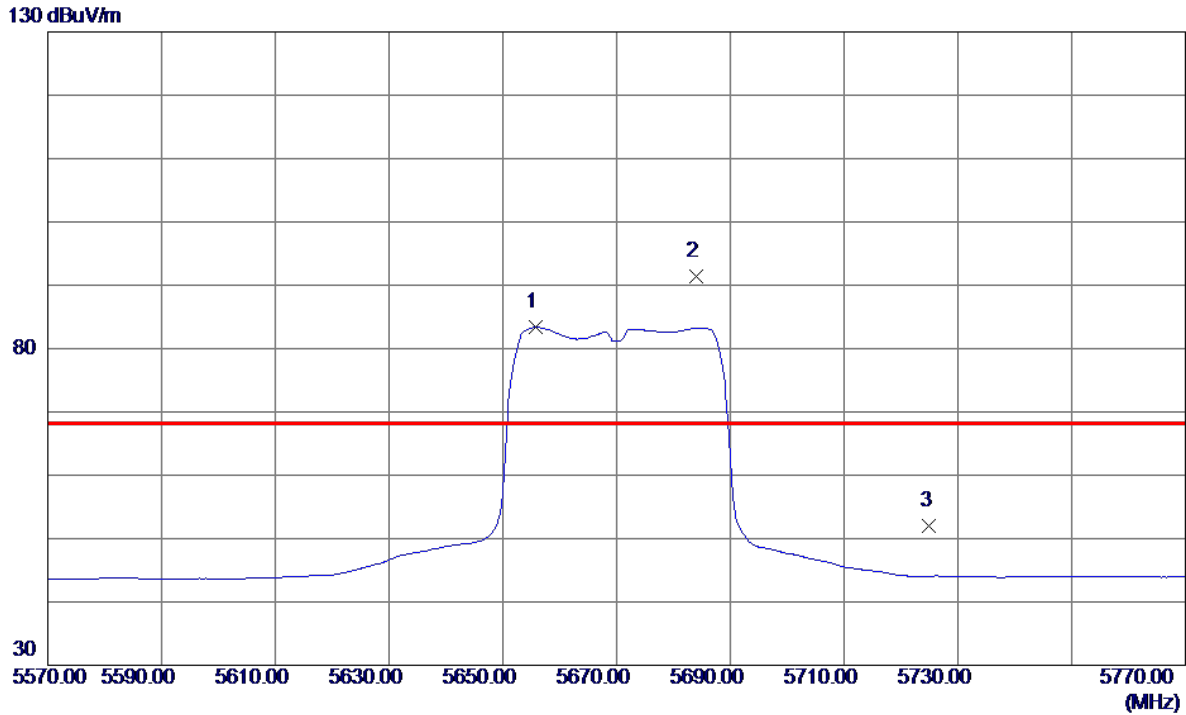
Vertical



No.	Freq. MHz	Reading Level dBuV/m	Correct Factor dB	Measure ment dBuV/m	Limit dBuV/m	Margin dB	Detector	Comment
1	11340.2000	41.71	17.22	58.93	74.00	-15.07	Peak	
2 *	11340.3000	31.97	17.22	49.19	54.00	-4.81	AVG	

Orthogonal Axis :	X
Test Mode :	UNII-2C/ TX AC40 Mode 5670MHz

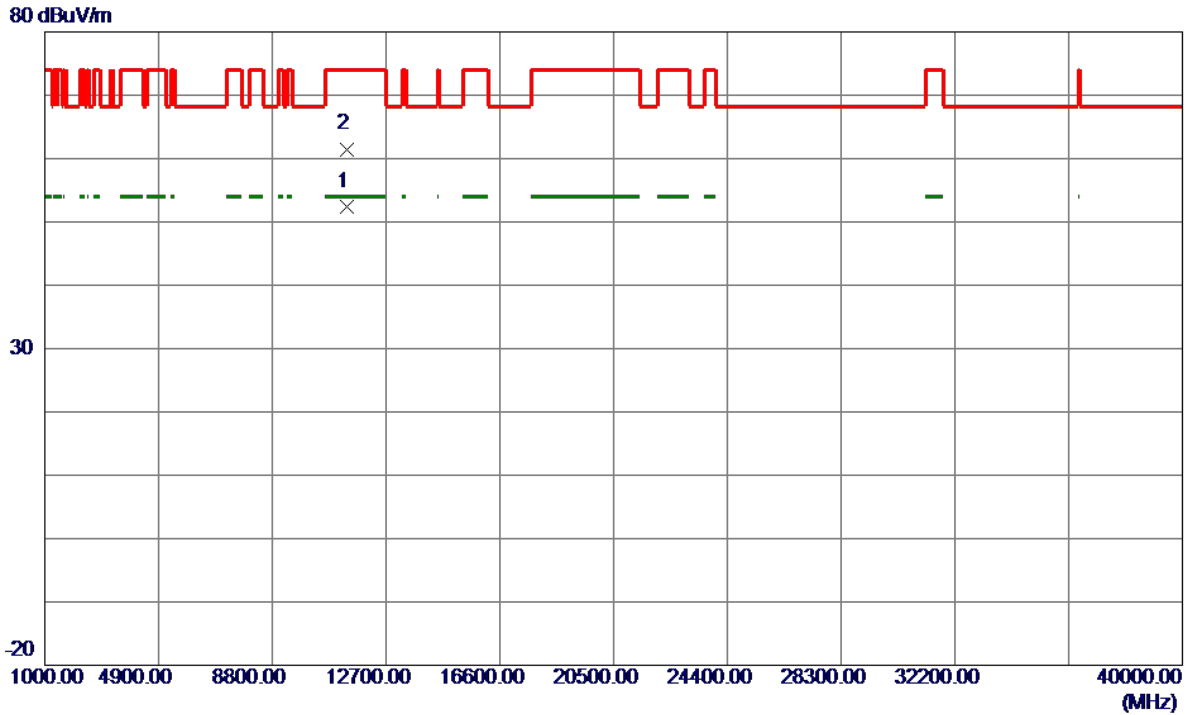
Horizontal



No.	Freq. MHz	Reading Level dBuV/m	Correct Factor dB	Measure ment dBuV/m	Limit dBuV/m	Margin dB	Detector	Comment
1	5655.8000	39.99	43.35	83.34	999.00	-915.66	AVG	No Limit
2 *	5684.0000	47.87	43.44	91.31	68.30	23.01	Peak	No Limit
3	5725.0000	8.50	43.56	52.06	68.30	-16.24	Peak	

Orthogonal Axis :	X
Test Mode :	UNII-2C/ TX AC40 Mode 5670MHz

Horizontal

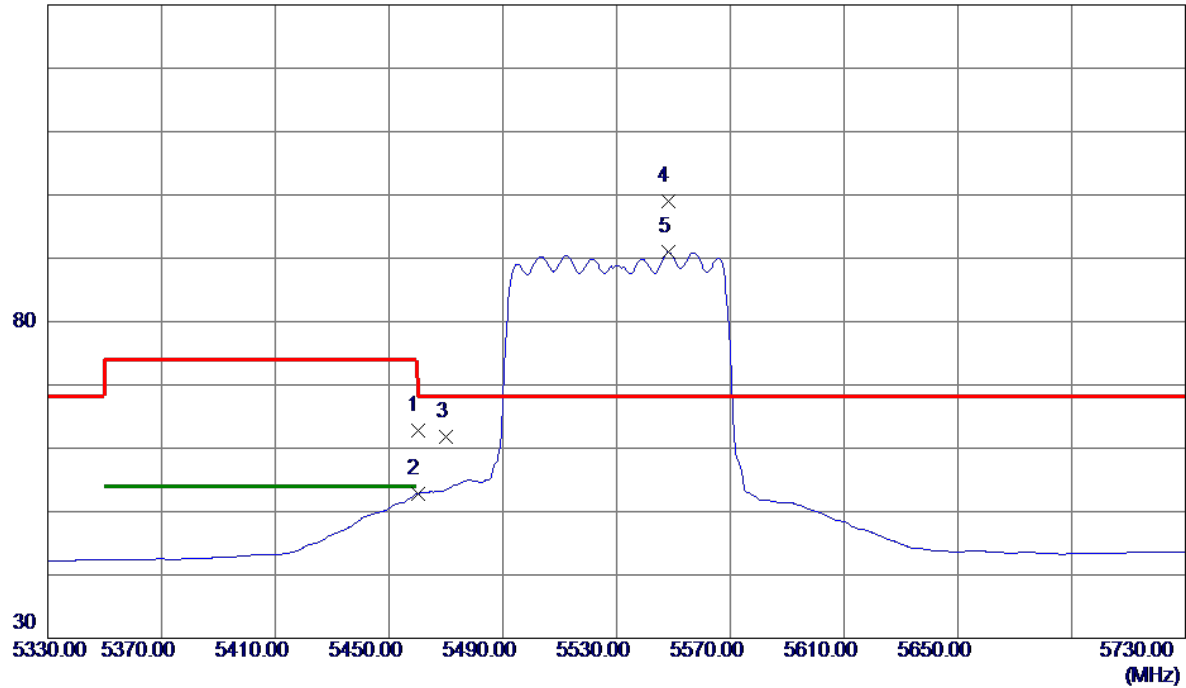


No.	Freq. MHz	Reading Level dBuV/m	Correct Factor dB	Measure ment dBuV/m	Limit dBuV/m	Margin dB	Detector	Comment
1 *	11340.2000	35.12	17.22	52.34	54.00	-1.66	AVG	
2	11340.8000	44.27	17.23	61.50	74.00	-12.50	Peak	

Orthogonal Axis :	X
Test Mode :	UNII-2C/ TX AC80 Mode 5530MHz

Vertical

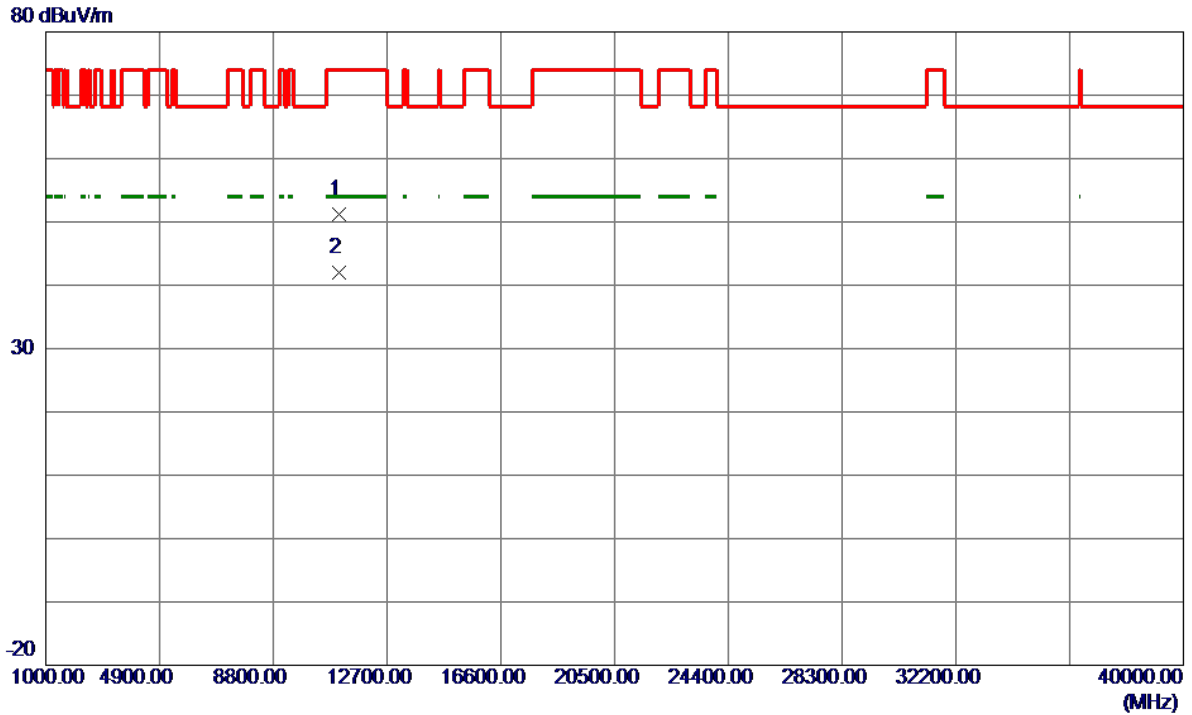
130 dBuV/m



No.	Freq. MHz	Reading Level dBuV/m	Correct Factor dB	Measure ment dBuV/m	Limit dBuV/m	Margin dB	Detector	Comment
1	5460.0000	20.12	42.68	62.80	74.00	-11.20	Peak	
2	5460.0000	10.13	42.68	52.81	54.00	-1.19	AVG	
3	5470.0000	19.07	42.73	61.80	68.30	-6.50	Peak	
4 *	5548.0000	55.88	43.02	98.90	68.30	30.60	Peak	No Limit
5	5548.4000	47.91	43.03	90.94	999.00	-908.06	AVG	No Limit

Orthogonal Axis :	X
Test Mode :	UNII-2C/ TX AC80 Mode 5530MHz

Vertical

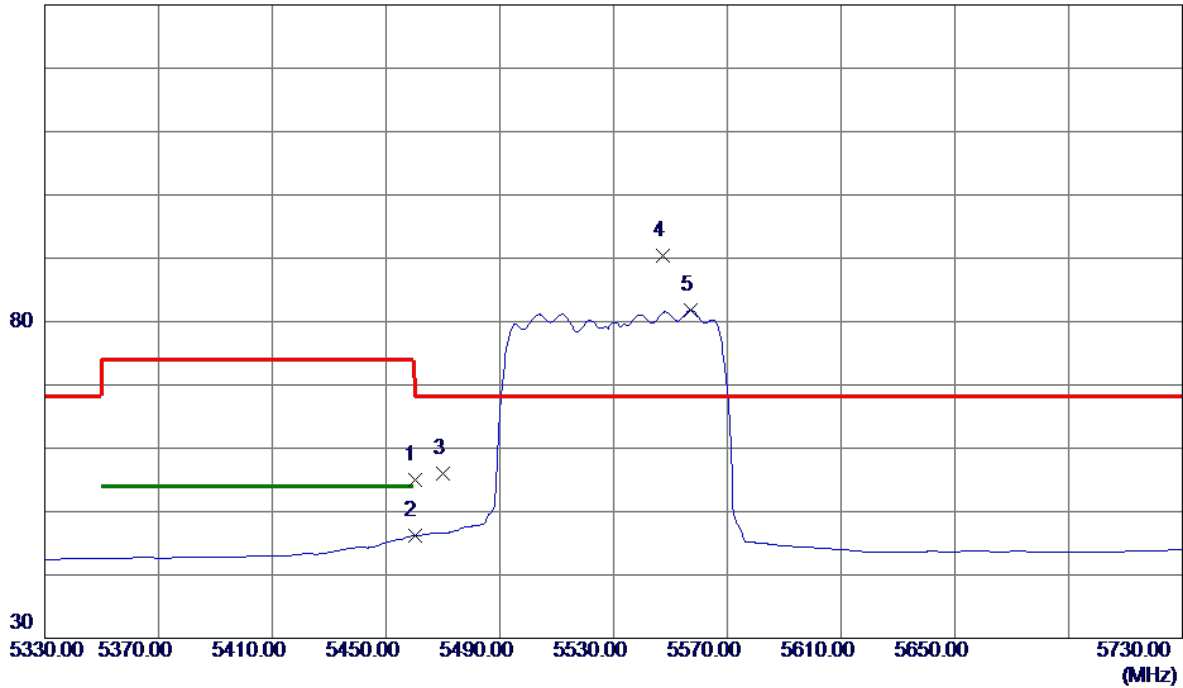


No.	Freq. MHz	Reading Level dBuV/m	Correct Factor dB	Measure ment dBuV/m	Limit dBuV/m	Margin dB	Detector	Comment
1	11059.6000	34.91	16.24	51.15	74.00	-22.85	Peak	
2 *	11060.1000	25.78	16.24	42.02	54.00	-11.98	AVG	

Orthogonal Axis :	X
Test Mode :	UNII-2C/ TX AC80 Mode 5530MHz

Horizontal

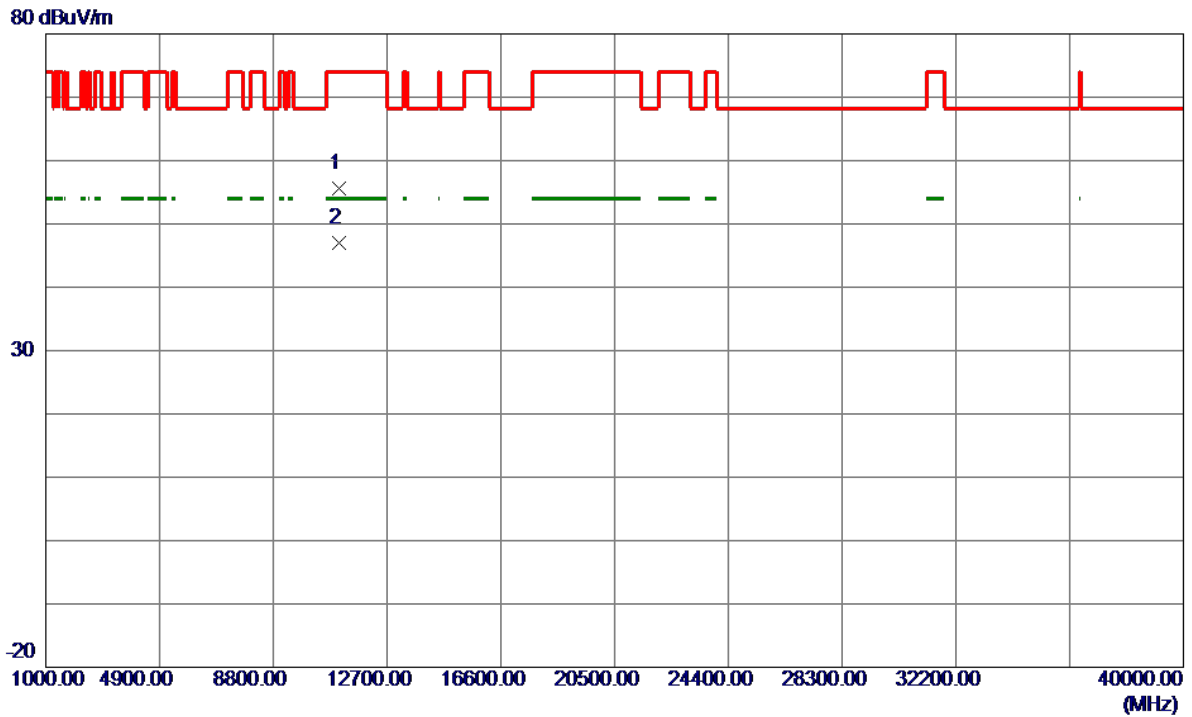
130 dBuV/m



No.	Freq. MHz	Reading Level dBuV/m	Correct Factor dB	Measure ment dBuV/m	Limit dBuV/m	Margin dB	Detector	Comment
1	5460.0000	12.32	42.68	55.00	74.00	-19.00	Peak	
2	5460.0000	3.53	42.68	46.21	54.00	-7.79	AVG	
3	5470.0000	13.25	42.73	55.98	68.30	-12.32	Peak	
4 *	5547.2000	47.37	43.02	90.39	68.30	22.09	Peak	No Limit
5	5557.2000	38.69	43.05	81.74	999.00	-917.26	AVG	No Limit

Orthogonal Axis :	X
Test Mode :	UNII-2C/ TX AC80 Mode 5530MHz

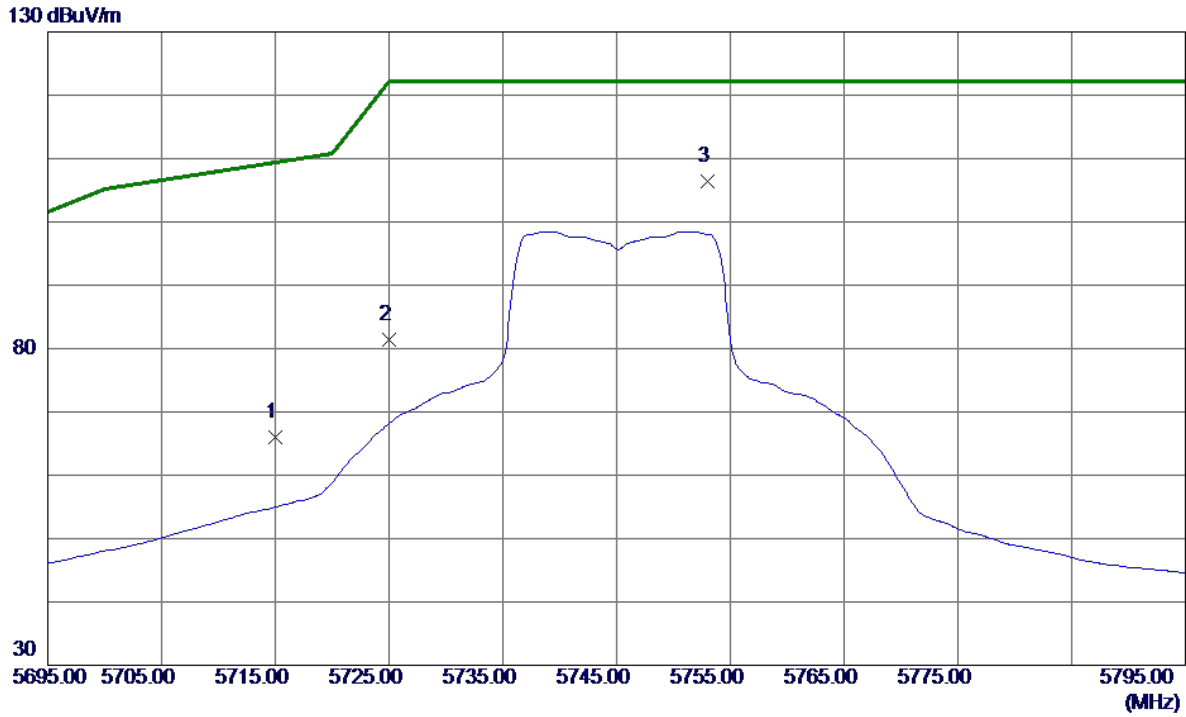
Horizontal



No.	Freq. MHz	Reading Level dBuV/m	Correct Factor dB	Measure ment dBuV/m	Limit dBuV/m	Margin dB	Detector	Comment
1	11059.8000	39.44	16.24	55.68	74.00	-18.32	Peak	
2 *	11060.2000	30.75	16.24	46.99	54.00	-7.01	AVG	

Orthogonal Axis:	X
Test Mode:	UNII-3/TX AC20 Mode 5745MHz

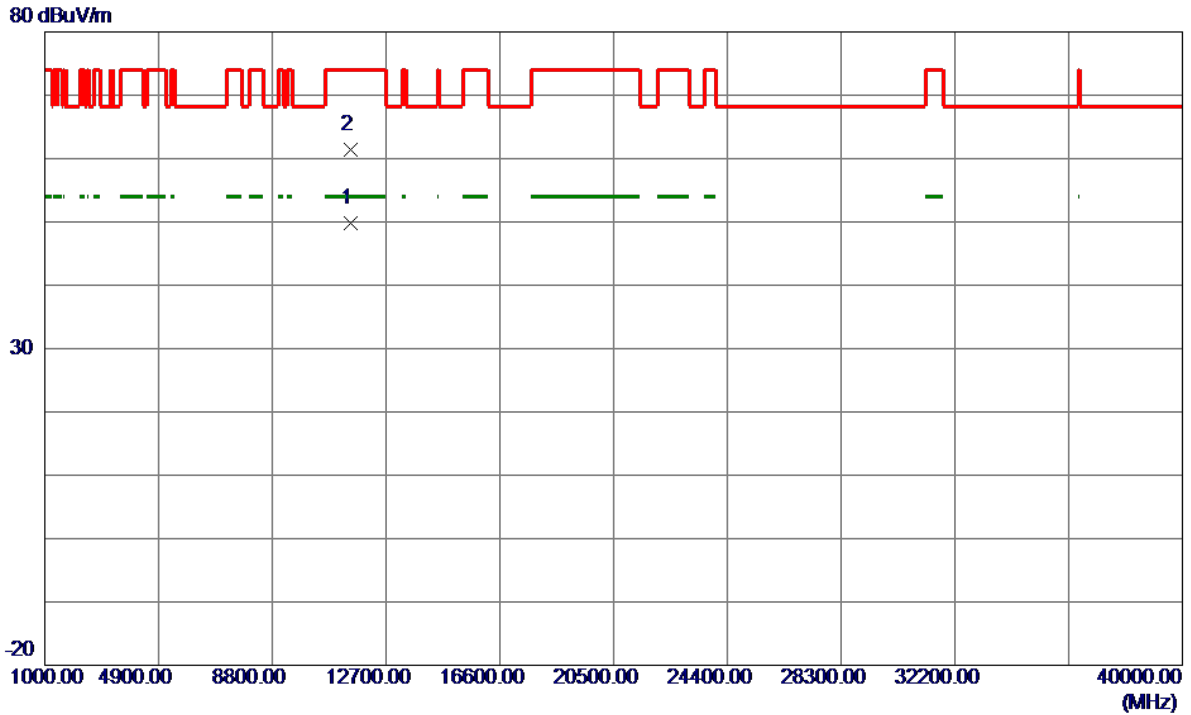
Vertical



No.	Freq. MHz	Reading Level dBuV/m	Correct Factor dB	Measure ment dBuV/m	Limit dBuV/m	Margin dB	Detector	Comment
1	5715.0000	22.42	43.53	65.95	109.40	-43.45	Peak	
2	5725.0000	37.88	43.56	81.44	122.20	-40.76	Peak	
3 *	5753.0000	62.73	43.64	106.37	122.20	-15.83	Peak	

Orthogonal Axis:	X
Test Mode:	UNII-3/TX AC20 Mode 5745MHz

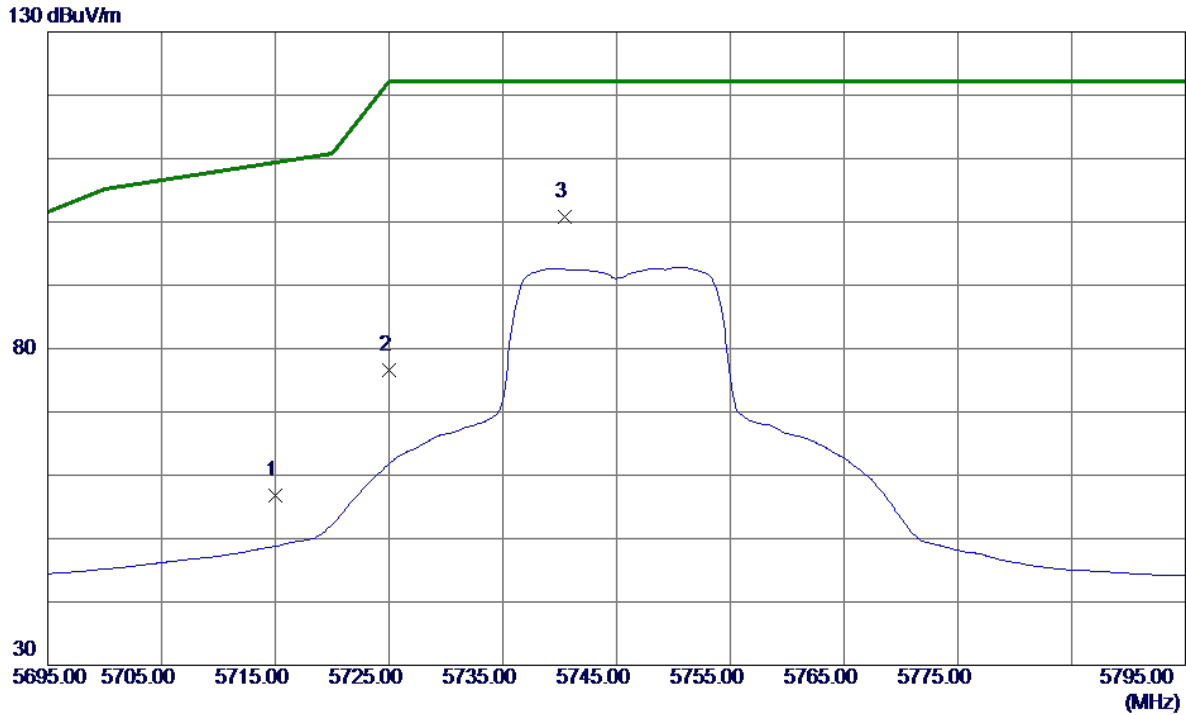
Vertical



No.	Freq. MHz	Reading Level dBuV/m	Correct Factor dB	Measure ment dBuV/m	Limit dBuV/m	Margin dB	Detector	Comment
1 *	11491.2000	31.98	17.75	49.73	54.00	-4.27	AVG	
2	11492.3000	43.55	17.76	61.31	74.00	-12.69	Peak	

Orthogonal Axis:	X
Test Mode:	UNII-3/TX AC20 Mode 5745MHz

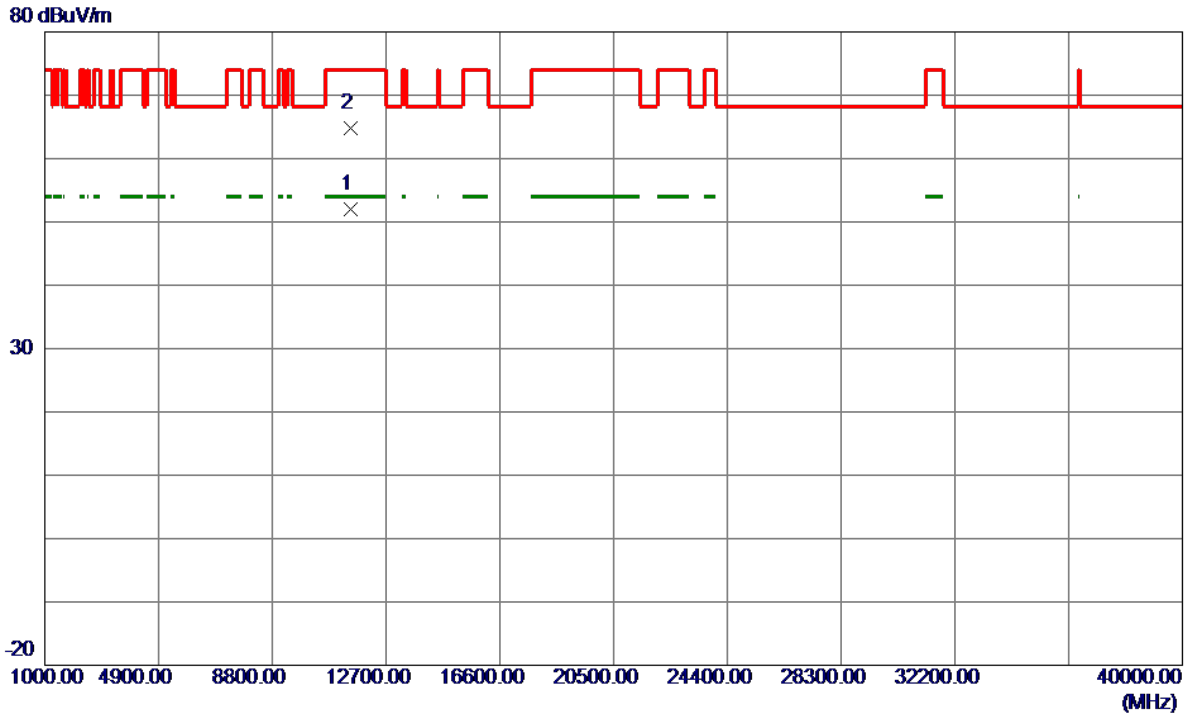
Horizontal



No.	Freq. MHz	Reading Level dBuV/m	Correct Factor dB	Measure ment dBuV/m	Limit dBuV/m	Margin dB	Detector	Comment
1	5715.0000	13.34	43.53	56.87	109.40	-52.53	Peak	
2	5725.0000	32.95	43.56	76.51	122.20	-45.69	Peak	
3 *	5740.4000	57.10	43.61	100.71	122.20	-21.49	Peak	

Orthogonal Axis:	X
Test Mode:	UNII-3/TX AC20 Mode 5745MHz

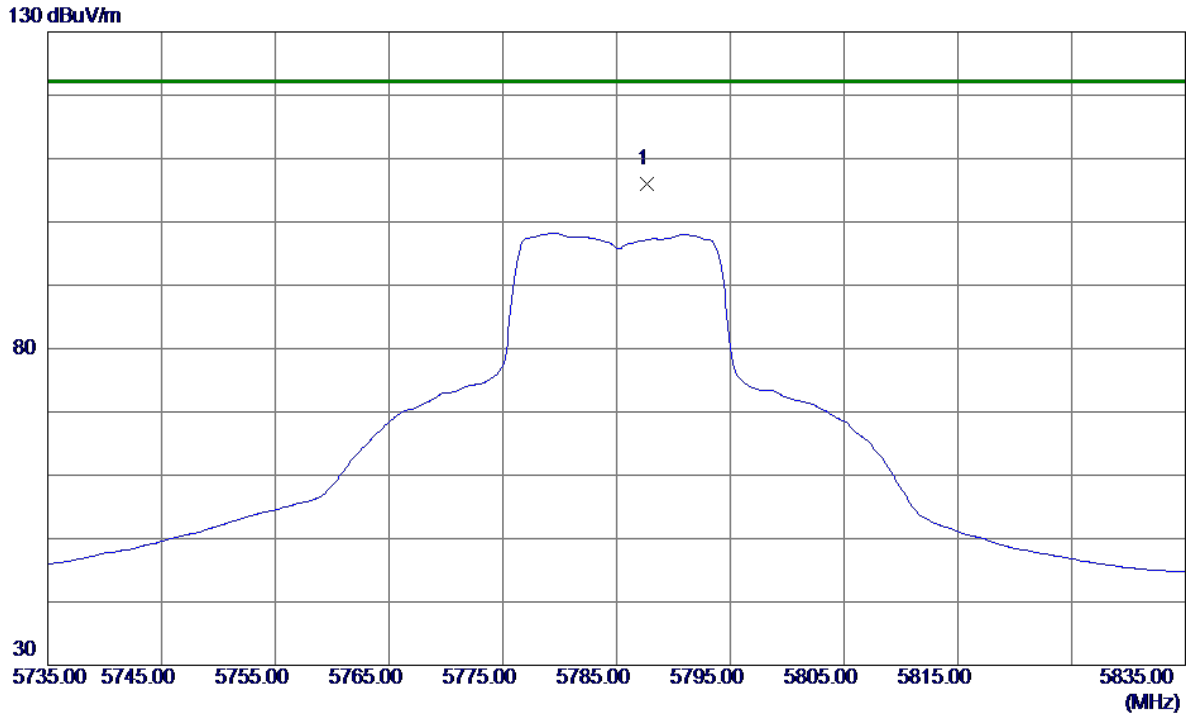
Horizontal



No.	Freq. MHz	Reading Level dBuV/m	Correct Factor dB	Measure ment dBuV/m	Limit dBuV/m	Margin dB	Detector	Comment
1 *	11490.3000	34.32	17.75	52.07	54.00	-1.93	AVG	
2	11490.6000	46.96	17.75	64.71	74.00	-9.29	Peak	

Orthogonal Axis:	X
Test Mode:	UNII-3/TX AC20 Mode 5785MHz

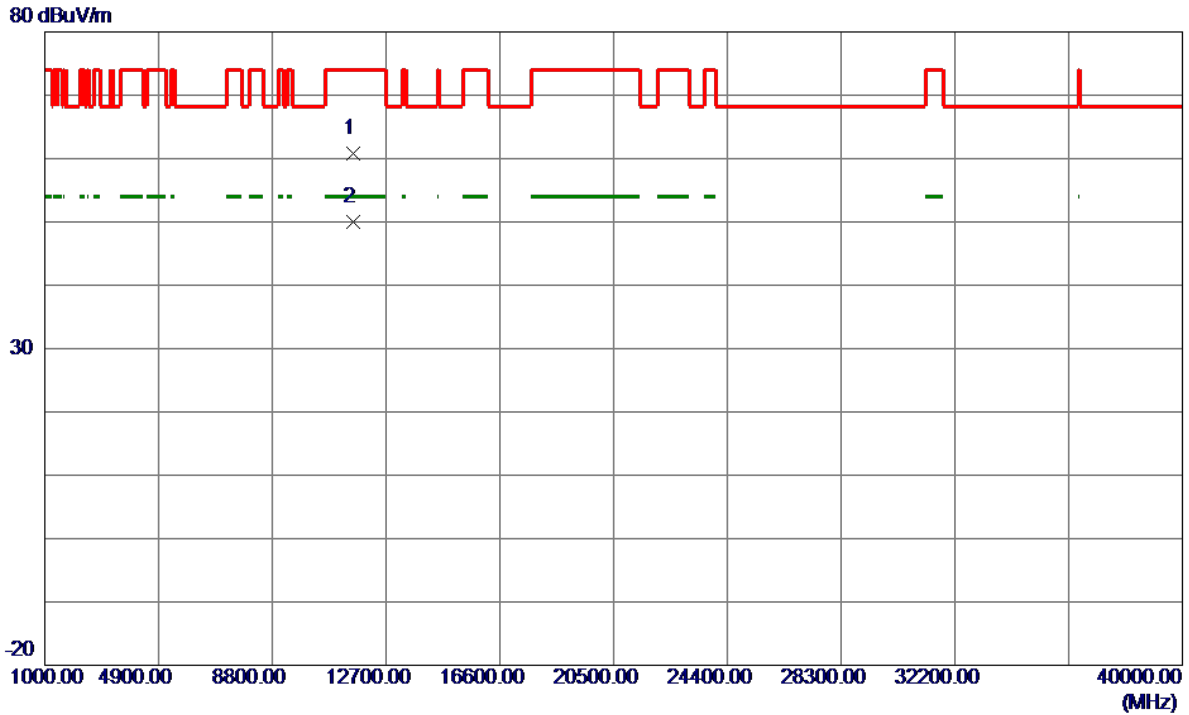
Vertical



No.	Freq. MHz	Reading Level dBuV/m	Correct Factor dB	Measure ment dBuV/m	Limit dBuV/m	Margin dB	Detector	Comment
1 *	5787.7000	62.29	43.75	106.04	122.20	-16.16	Peak	

Orthogonal Axis:	X
Test Mode:	UNII-3/TX AC20 Mode 5785MHz

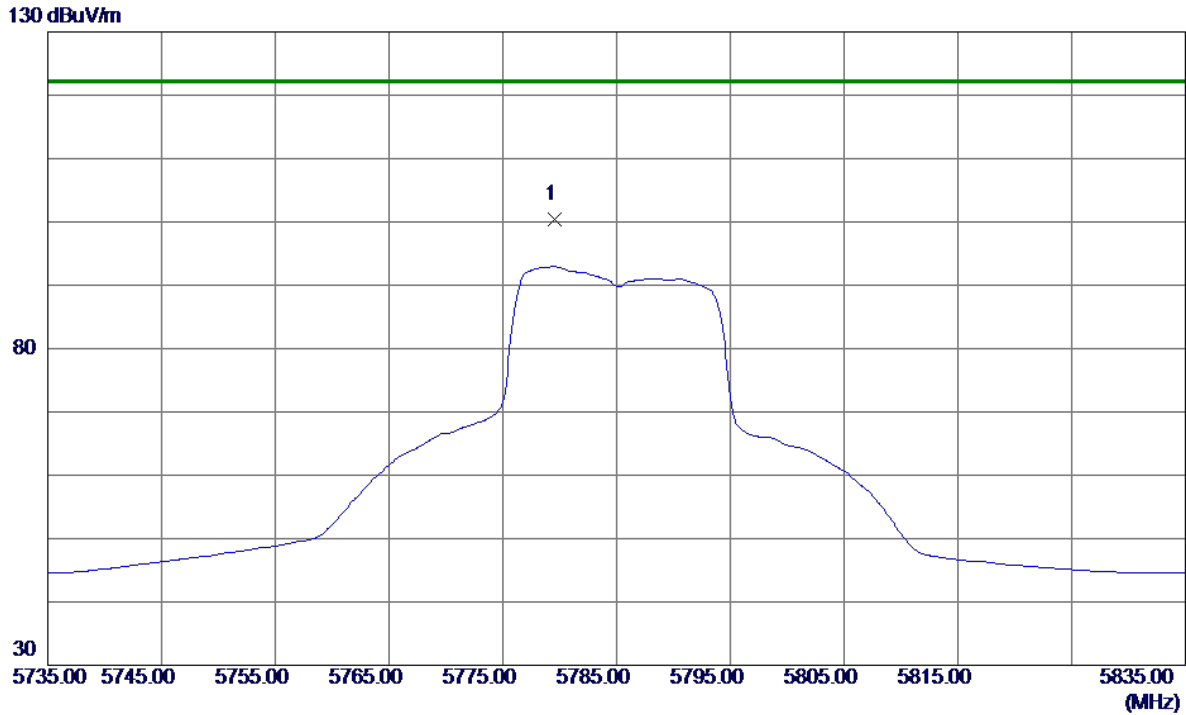
Vertical



No.	Freq. MHz	Reading Level dBuV/m	Correct Factor dB	Measure ment dBuV/m	Limit dBuV/m	Margin dB	Detector	Comment
1	11568.1000	43.04	17.82	60.86	74.00	-13.14	Peak	
2 *	11570.1000	32.14	17.82	49.96	54.00	-4.04	AVG	

Orthogonal Axis:	X
Test Mode:	UNII-3/TX AC20 Mode 5785MHz

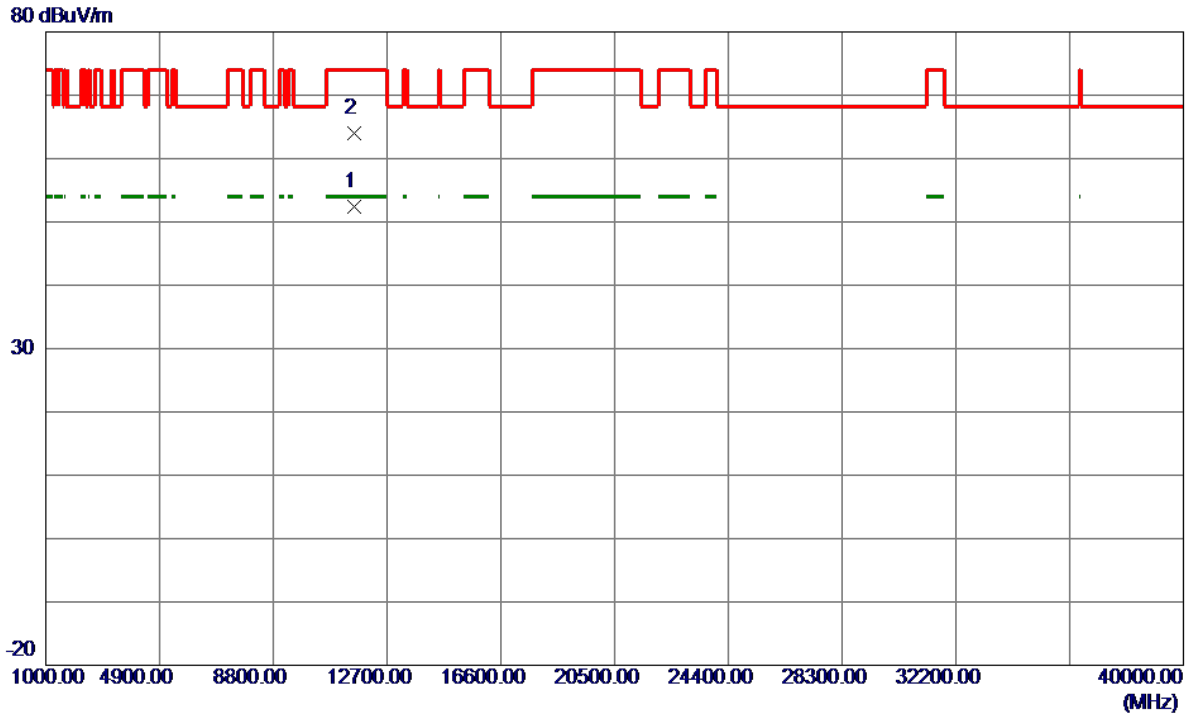
Horizontal



No.	Freq. MHz	Reading Level dBuV/m	Correct Factor dB	Measure ment dBuV/m	Limit dBuV/m	Margin dB	Detector	Comment
1 *	5779.6000	56.74	43.72	100.46	122.20	-21.74	Peak	

Orthogonal Axis:	X
Test Mode:	UNII-3/TX AC20 Mode 5785MHz

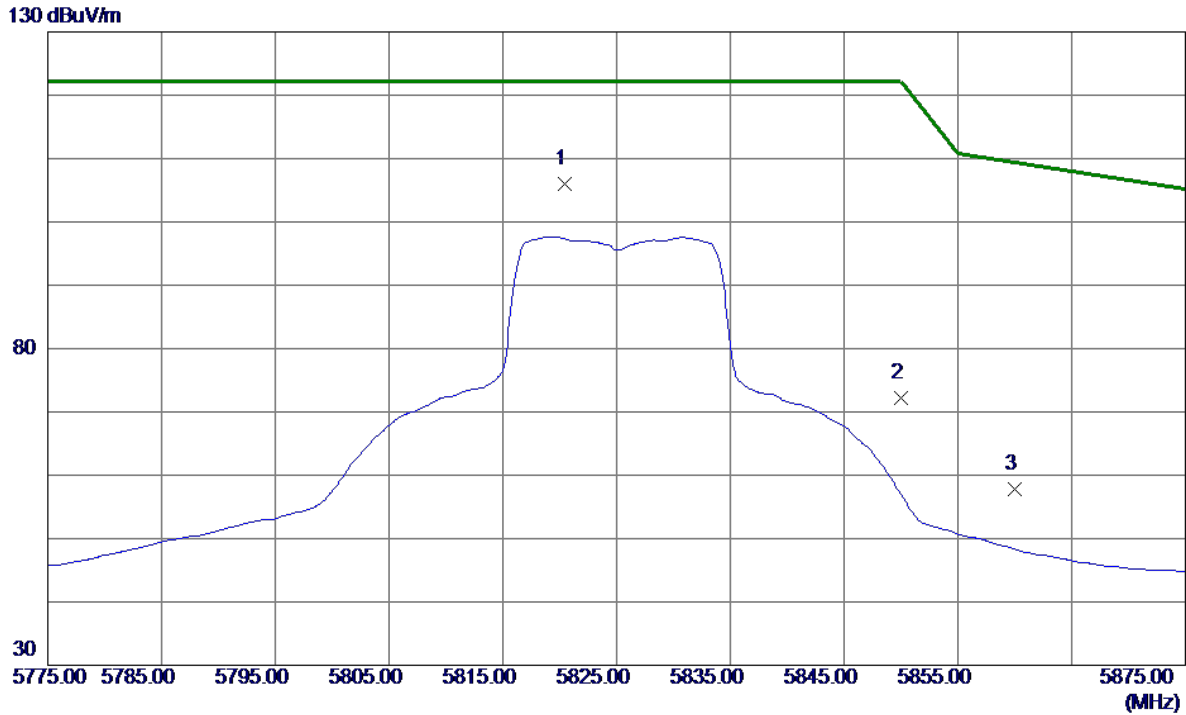
Horizontal



No.	Freq. MHz	Reading Level dBuV/m	Correct Factor dB	Measure ment dBuV/m	Limit dBuV/m	Margin dB	Detector	Comment
1 *	11570.2500	34.65	17.82	52.47	54.00	-1.53	AVG	
2	11570.4000	46.23	17.82	64.05	74.00	-9.95	Peak	

Orthogonal Axis:	X
Test Mode:	UNII-3/TX AC20 Mode 5825MHz

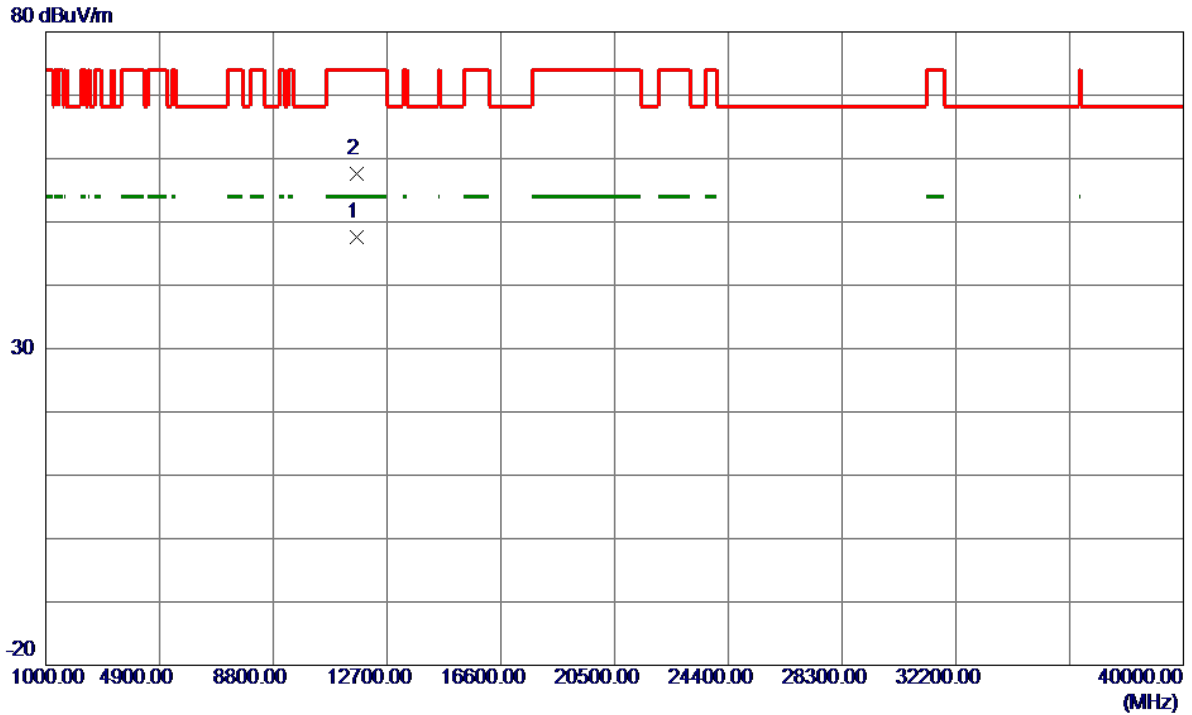
Vertical



No.	Freq. MHz	Reading Level dBuV/m	Correct Factor dB	Measure ment dBuV/m	Limit dBuV/m	Margin dB	Detector	Comment
1 *	5820.4000	62.21	43.85	106.06	122.20	-16.14	Peak	
2	5850.0000	28.32	43.94	72.26	122.20	-49.94	Peak	
3	5860.0000	13.88	43.97	57.85	109.40	-51.55	Peak	

Orthogonal Axis:	X
Test Mode:	UNII-3/TX AC20 Mode 5825MHz

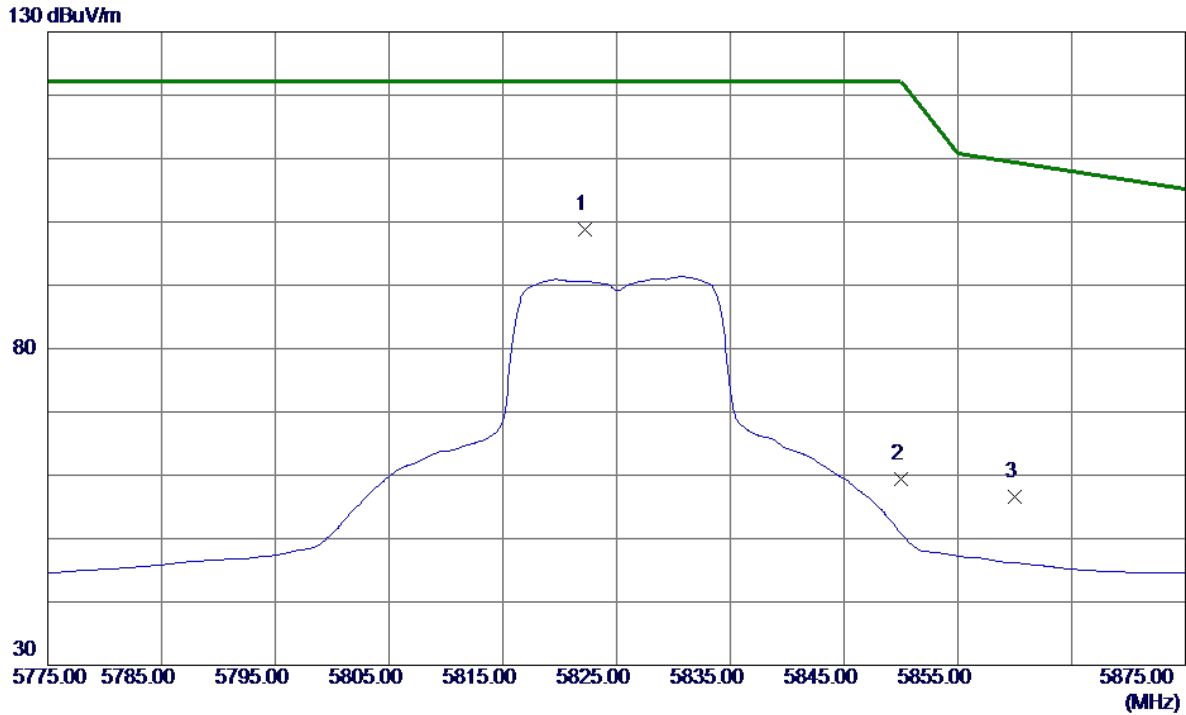
Vertical



No.	Freq. MHz	Reading Level dBuV/m	Correct Factor dB	Measure ment dBuV/m	Limit dBuV/m	Margin dB	Detector	Comment
1 *	11650.1500	29.75	17.86	47.61	54.00	-6.39	AVG	
2	11650.6000	39.66	17.86	57.52	74.00	-16.48	Peak	

Orthogonal Axis:	X
Test Mode:	UNII-3/TX AC20 Mode 5825MHz

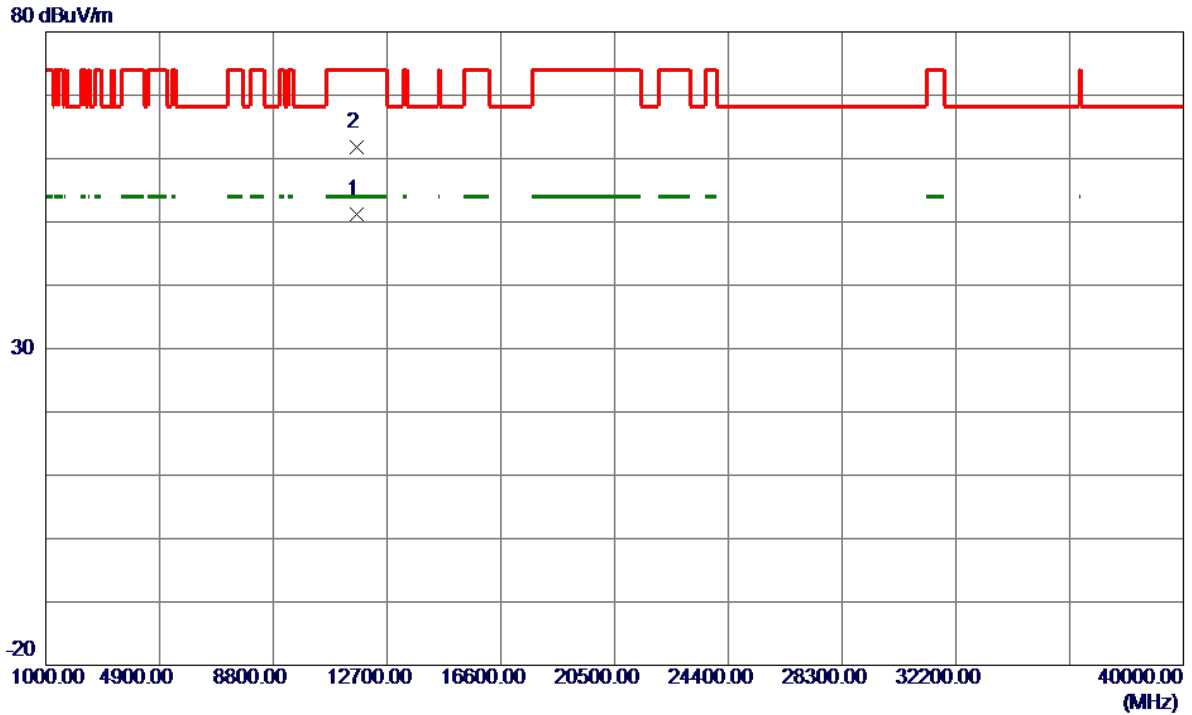
Horizontal



No.	Freq. MHz	Reading Level dBuV/m	Correct Factor dB	Measure ment dBuV/m	Limit dBuV/m	Margin dB	Detector	Comment
1 *	5822.2000	54.95	43.85	98.80	122.20	-23.40	Peak	
2	5850.0000	15.38	43.94	59.32	122.20	-62.88	Peak	
3	5860.0000	12.57	43.97	56.54	109.40	-52.86	Peak	

Orthogonal Axis:	X
Test Mode:	UNII-3/TX AC20 Mode 5825MHz

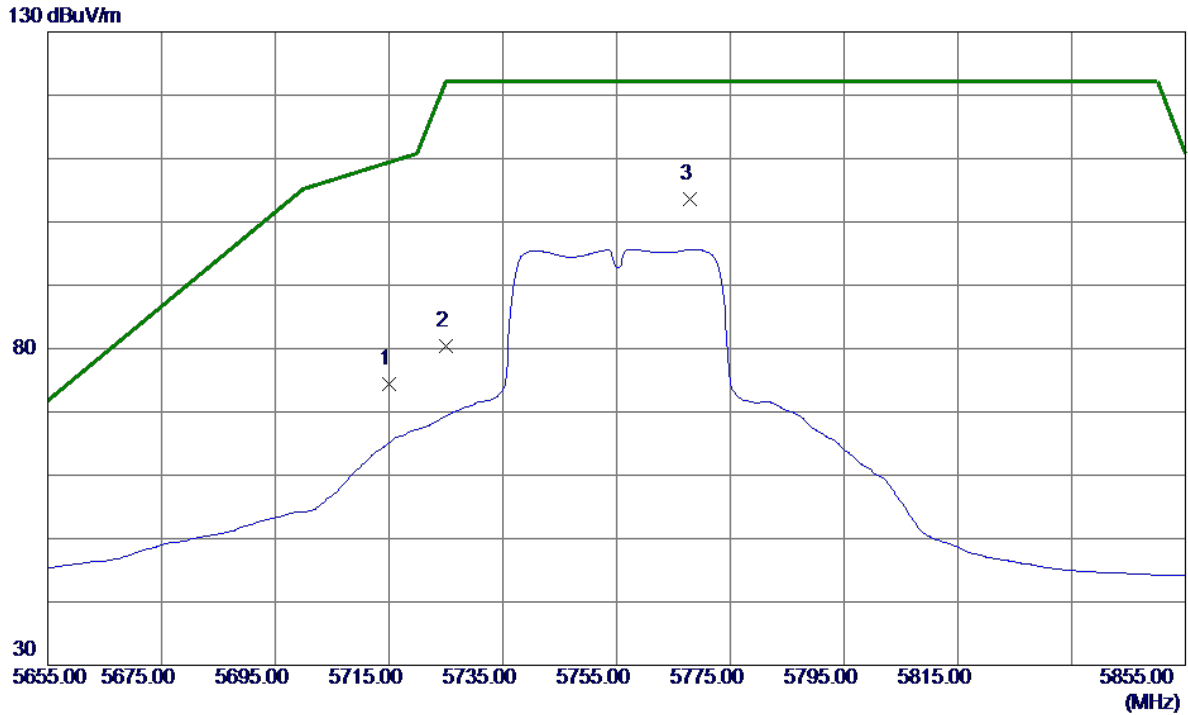
Horizontal



No.	Freq. MHz	Reading Level dBuV/m	Correct Factor dB	Measure ment dBuV/m	Limit dBuV/m	Margin dB	Detector	Comment
1 *	11650.3500	33.31	17.86	51.17	54.00	-2.83	AVG	
2	11650.9000	43.97	17.86	61.83	74.00	-12.17	Peak	

Orthogonal Axis:	X
Test Mode:	UNII-3/TX AC40 Mode 5755MHz

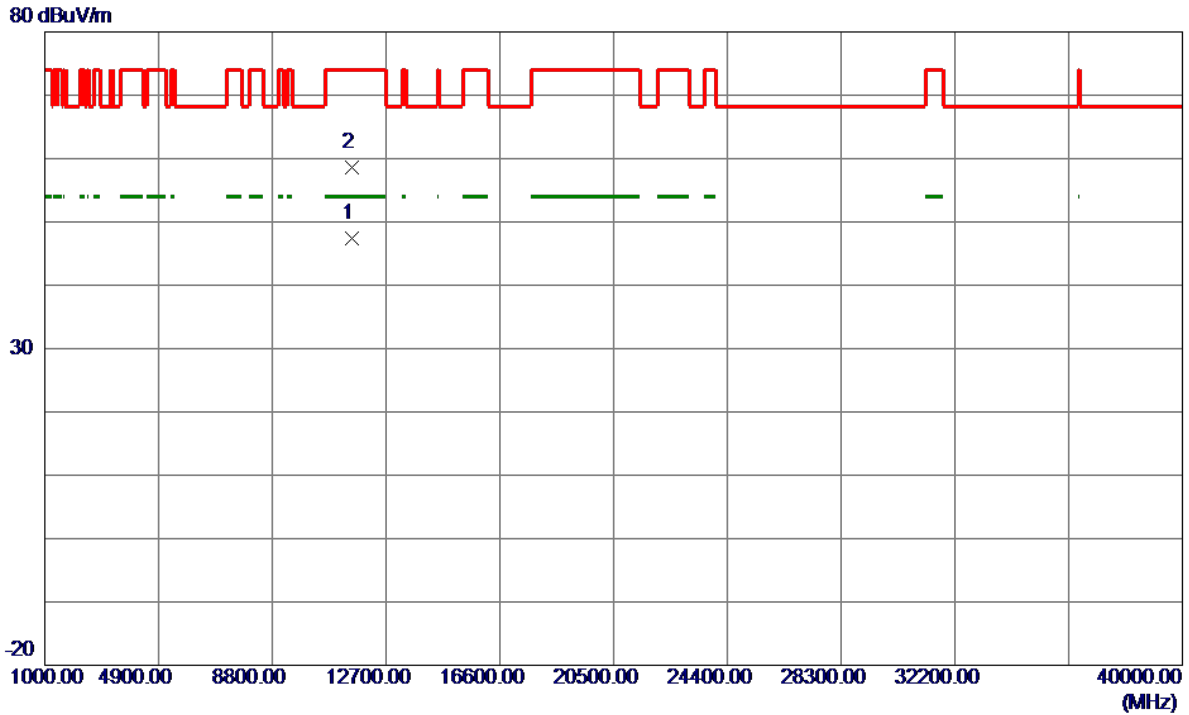
Vertical



No.	Freq. MHz	Reading Level dBuV/m	Correct Factor dB	Measure ment dBuV/m	Limit dBuV/m	Margin dB	Detector	Comment
1	5715.0000	30.79	43.53	74.32	109.40	-35.08	Peak	
2	5725.0000	36.87	43.56	80.43	122.20	-41.77	Peak	
3 *	5767.8000	59.85	43.69	103.54	122.20	-18.66	Peak	

Orthogonal Axis:	X
Test Mode:	UNII-3/TX AC40 Mode 5755MHz

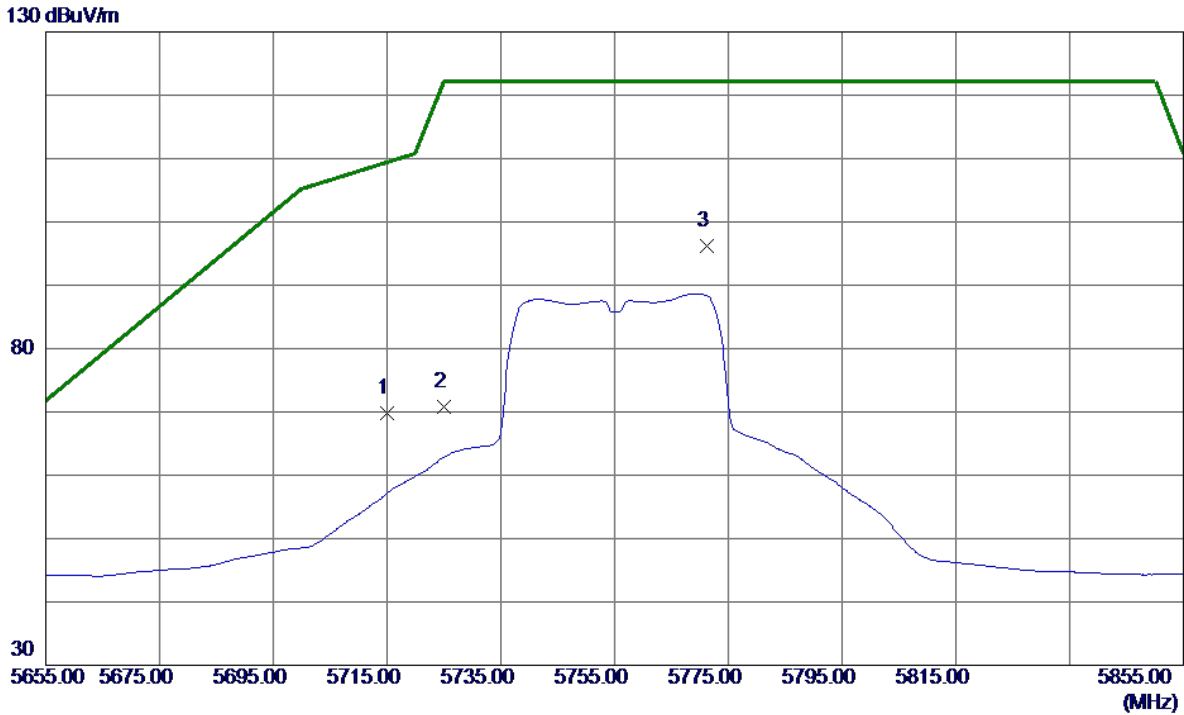
Vertical



No.	Freq. MHz	Reading Level dBuV/m	Correct Factor dB	Measure ment dBuV/m	Limit dBuV/m	Margin dB	Detector	Comment
1 *	11511.1000	29.70	17.79	47.49	54.00	-6.51	AVG	
2	11516.7000	40.72	17.79	58.51	74.00	-15.49	Peak	

Orthogonal Axis:	X
Test Mode:	UNII-3/TX AC40 Mode 5755MHz

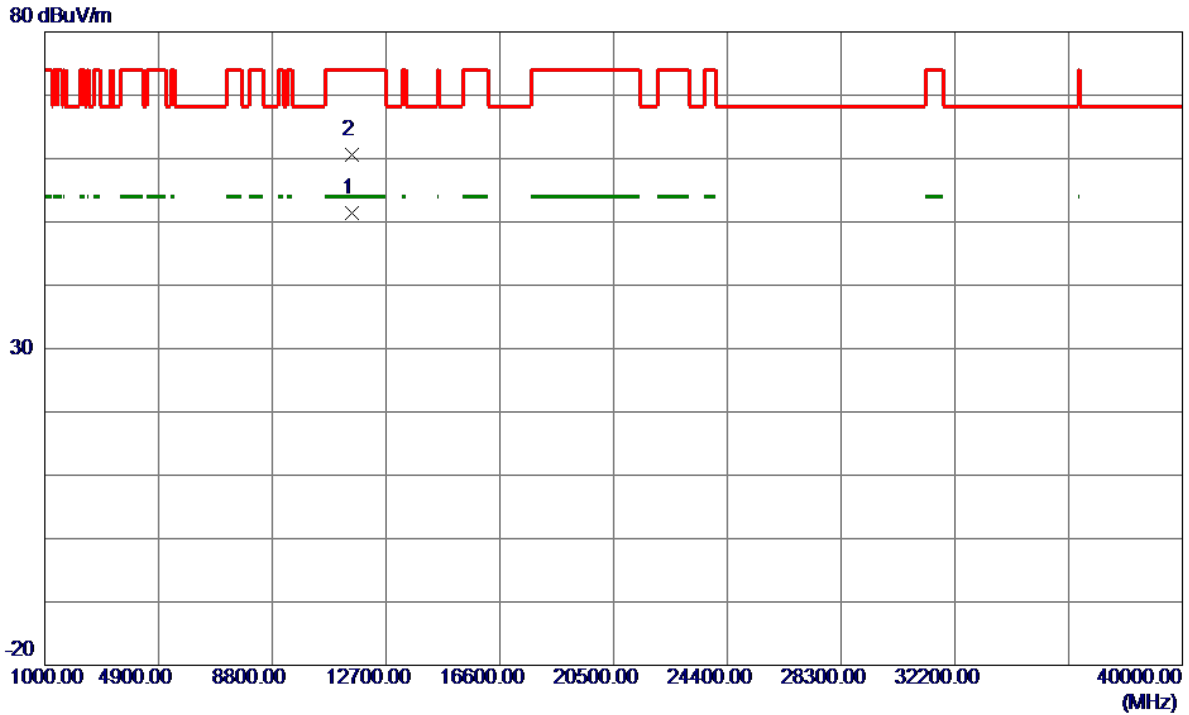
Horizontal



No.	Freq. MHz	Reading Level dBuV/m	Correct Factor dB	Measure ment dBuV/m	Limit dBuV/m	Margin dB	Detector	Comment
1	5715.0000	26.30	43.53	69.83	109.40	-39.57	Peak	
2	5725.0000	27.25	43.56	70.81	122.20	-51.39	Peak	
3 *	5771.2000	52.57	43.70	96.27	122.20	-25.93	Peak	

Orthogonal Axis:	X
Test Mode:	UNII-3/TX AC40 Mode 5755MHz

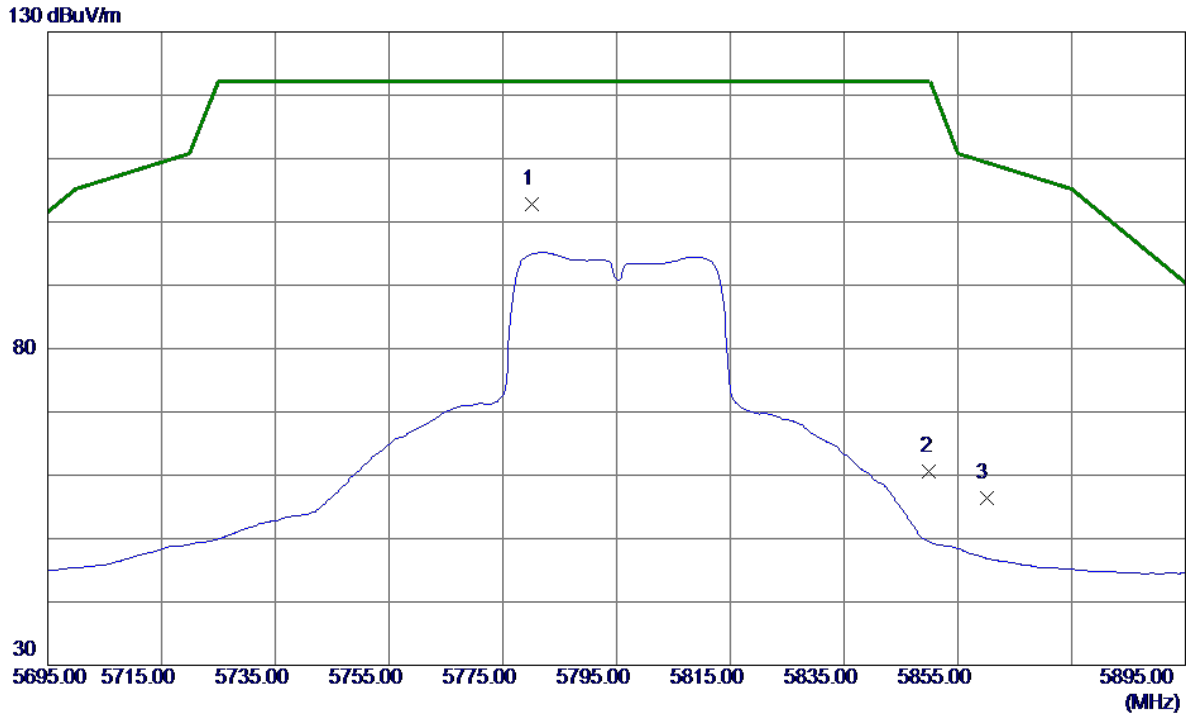
Horizontal



No.	Freq. MHz	Reading Level dBuV/m	Correct Factor dB	Measure ment dBuV/m	Limit dBuV/m	Margin dB	Detector	Comment
1 *	11510.2000	33.53	17.79	51.32	54.00	-2.68	AVG	
2	11511.1000	42.73	17.79	60.52	74.00	-13.48	Peak	

Orthogonal Axis:	X
Test Mode:	UNII-3/TX AC40 Mode 5795MHz

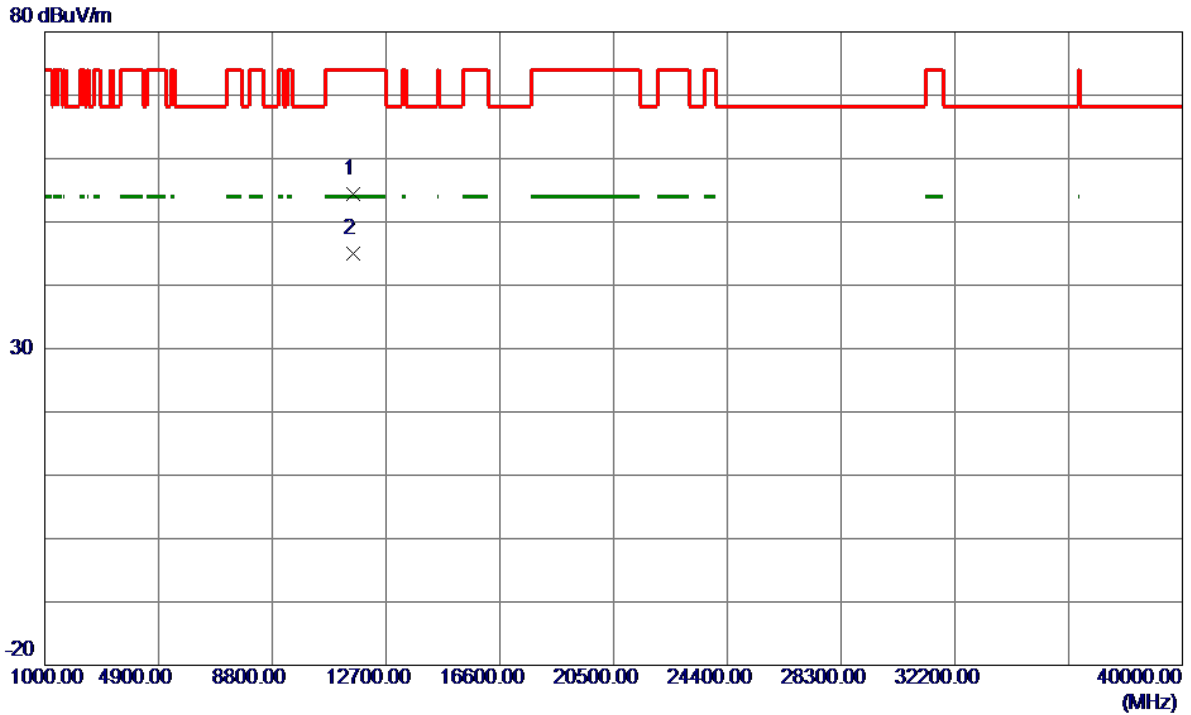
Vertical



No.	Freq. MHz	Reading Level dBuV/m	Correct Factor dB	Measure ment dBuV/m	Limit dBuV/m	Margin dB	Detector	Comment
1 *	5780.2000	59.00	43.73	102.73	122.20	-19.47	Peak	
2	5850.0000	16.72	43.94	60.66	122.20	-61.54	Peak	
3	5860.0000	12.48	43.97	56.45	109.40	-52.95	Peak	

Orthogonal Axis:	X
Test Mode:	UNII-3/TX AC40 Mode 5795MHz

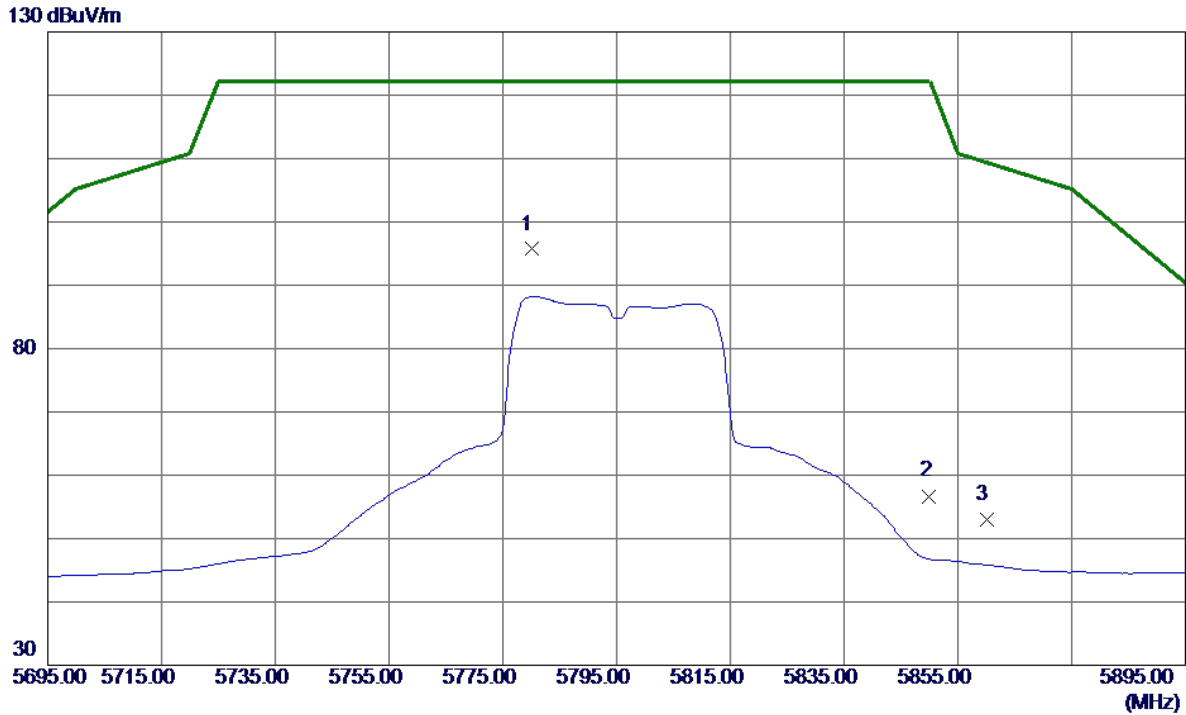
Vertical



No.	Freq. MHz	Reading Level dBuV/m	Correct Factor dB	Measure ment dBuV/m	Limit dBuV/m	Margin dB	Detector	Comment
1	11589.2000	36.56	17.83	54.39	74.00	-19.61	Peak	
2 *	11590.2000	27.16	17.83	44.99	54.00	-9.01	AVG	

Orthogonal Axis:	X
Test Mode:	UNII-3/TX AC40 Mode 5795MHz

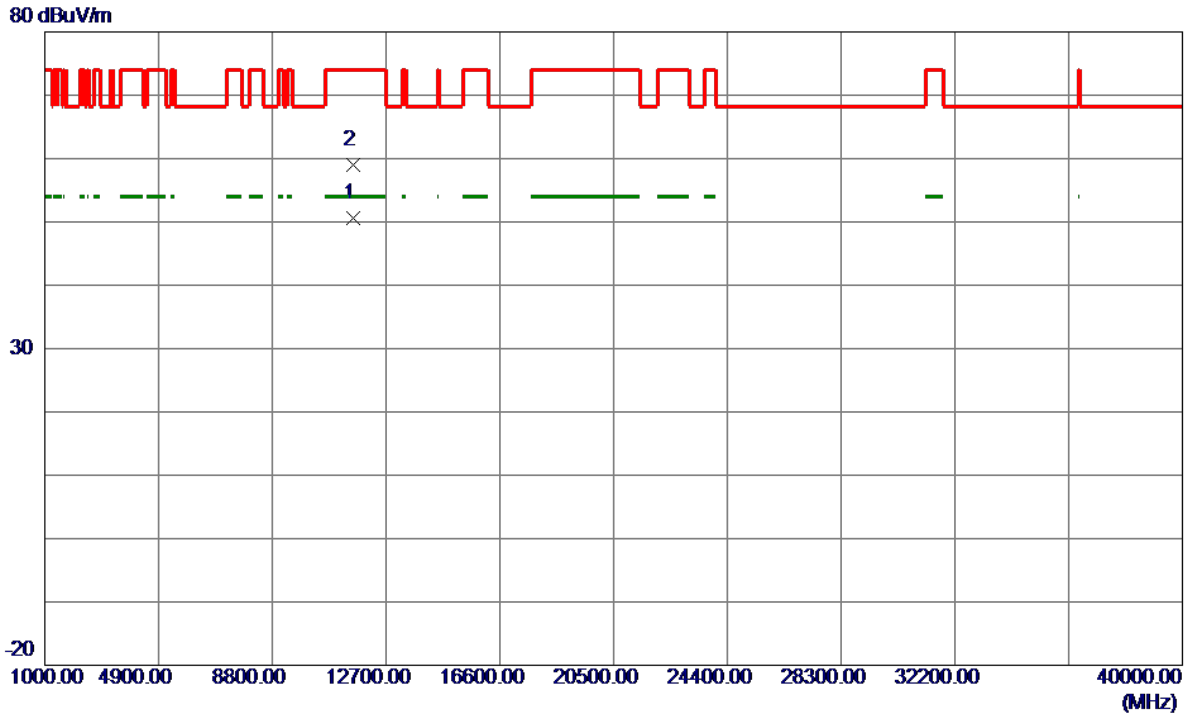
Horizontal



No.	Freq. MHz	Reading Level dBuV/m	Correct Factor dB	Measure ment dBuV/m	Limit dBuV/m	Margin dB	Detector	Comment
1 *	5780.0000	51.97	43.73	95.70	122.20	-26.50	Peak	
2	5850.0000	12.76	43.94	56.70	122.20	-65.50	Peak	
3	5860.0000	9.02	43.97	52.99	109.40	-56.41	Peak	

Orthogonal Axis:	X
Test Mode:	UNII-3/TX AC40 Mode 5795MHz

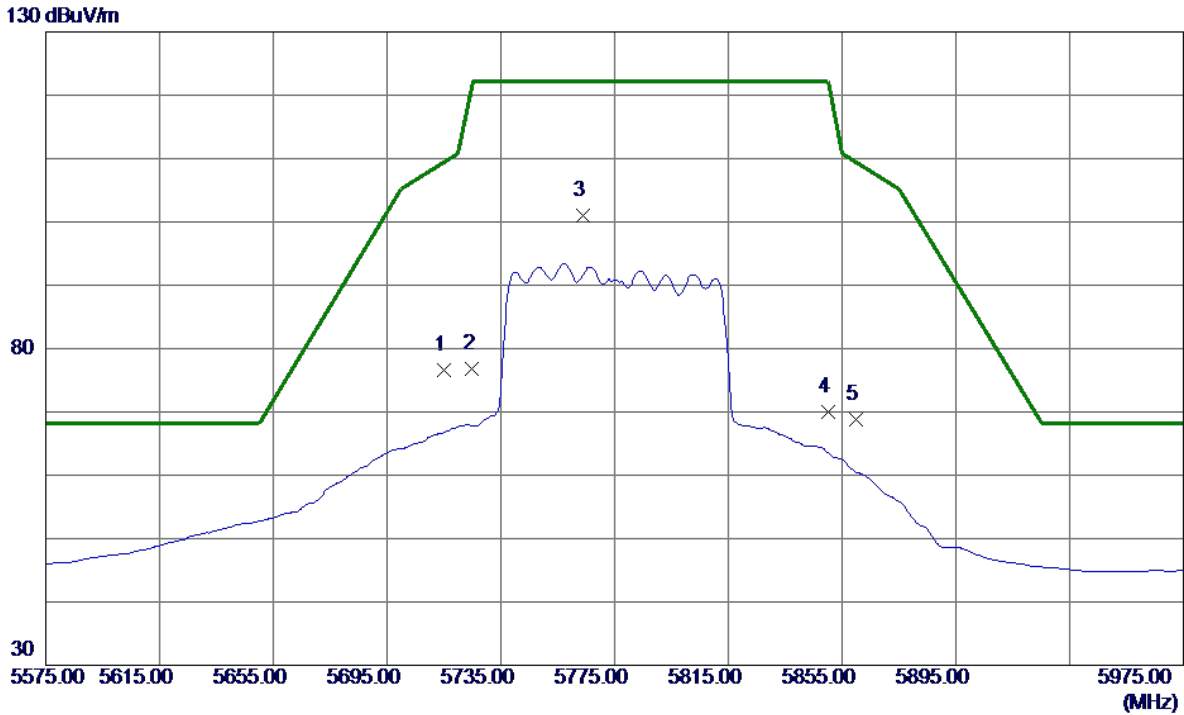
Horizontal



No.	Freq. MHz	Reading Level dBuV/m	Correct Factor dB	Measure ment dBuV/m	Limit dBuV/m	Margin dB	Detector	Comment
1 *	11590.1000	32.79	17.83	50.62	54.00	-3.38	AVG	
2	11593.5000	41.11	17.83	58.94	74.00	-15.06	Peak	

Orthogonal Axis:	X
Test Mode:	UNII-3/TX AC80 Mode 5775MHz

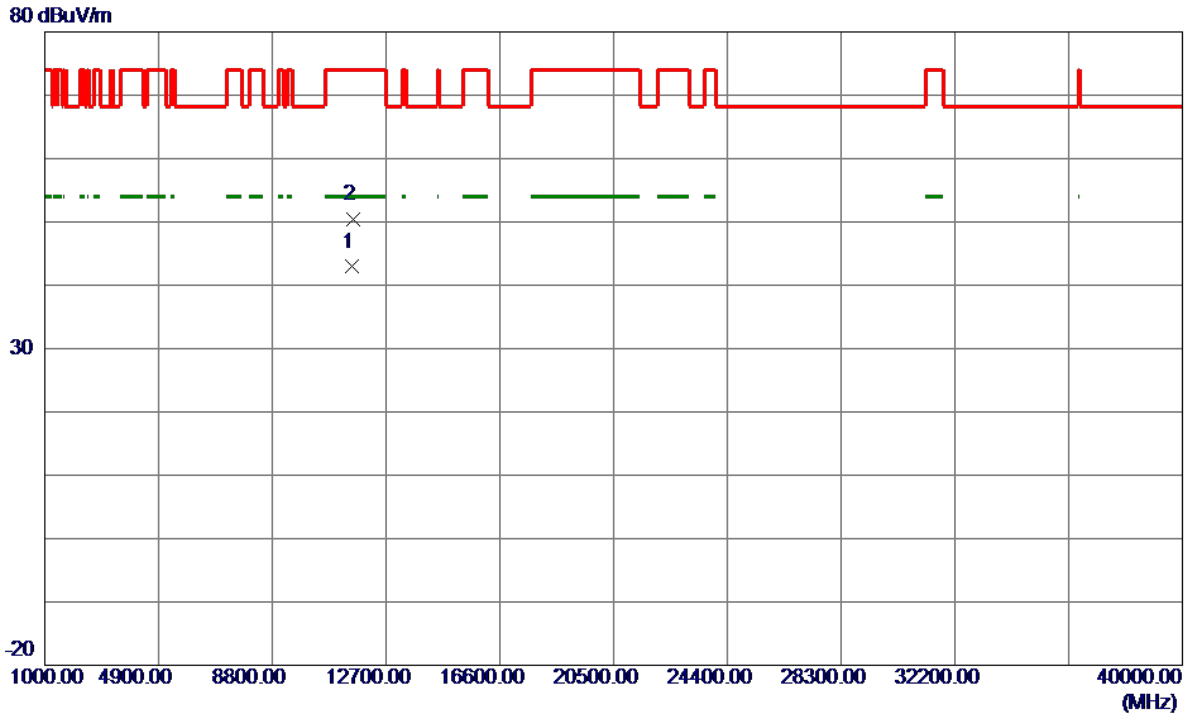
Vertical



No.	Freq. MHz	Reading Level dBuV/m	Correct Factor dB	Measure ment dBuV/m	Limit dBuV/m	Margin dB	Detector	Comment
1	5715.0000	33.00	43.53	76.53	109.40	-32.87	Peak	
2	5725.0000	33.29	43.56	76.85	122.20	-45.35	Peak	
3 *	5763.8000	57.24	43.68	100.92	122.20	-21.28	Peak	
4	5850.0000	25.97	43.94	69.91	122.20	-52.29	Peak	
5	5860.0000	24.85	43.97	68.82	109.40	-40.58	Peak	

Orthogonal Axis:	X
Test Mode:	UNII-3/TX AC80 Mode 5775MHz

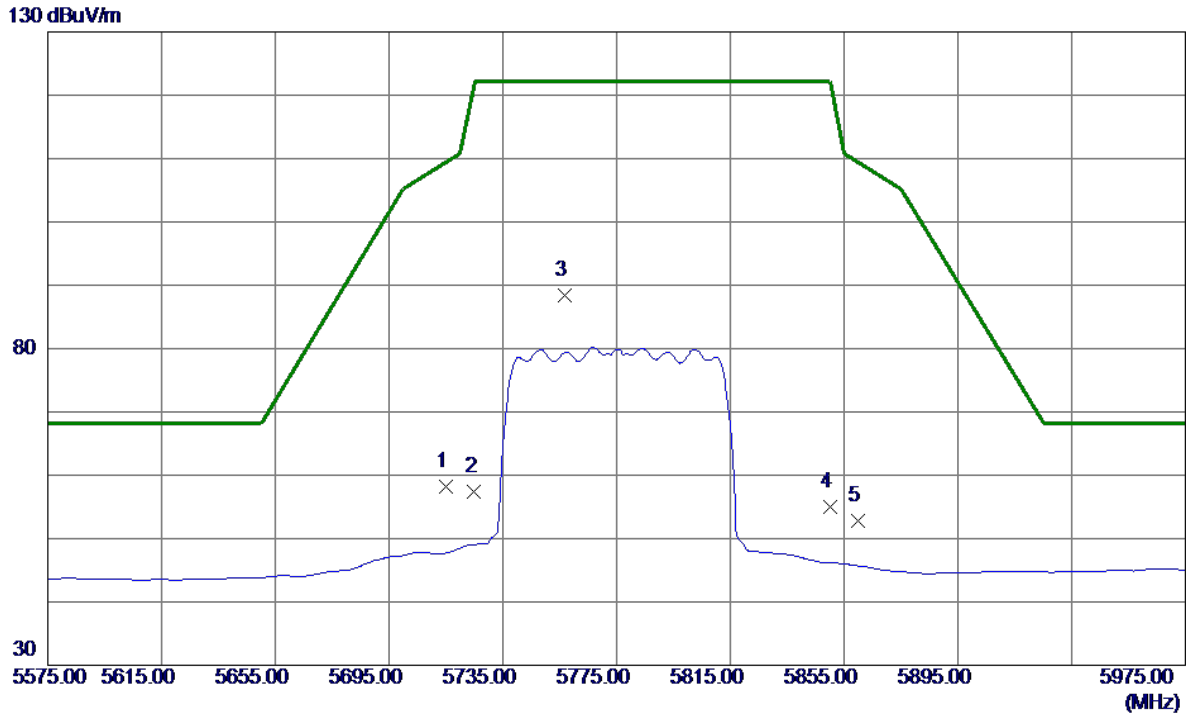
Vertical



No.	Freq. MHz	Reading Level dBuV/m	Correct Factor dB	Measure ment dBuV/m	Limit dBuV/m	Margin dB	Detector	Comment
1 *	11550.4000	25.09	17.81	42.90	54.00	-11.10	AVG	
2	11556.2000	32.67	17.81	50.48	74.00	-23.52	Peak	

Orthogonal Axis:	X
Test Mode:	UNII-3/TX AC80 Mode 5775MHz

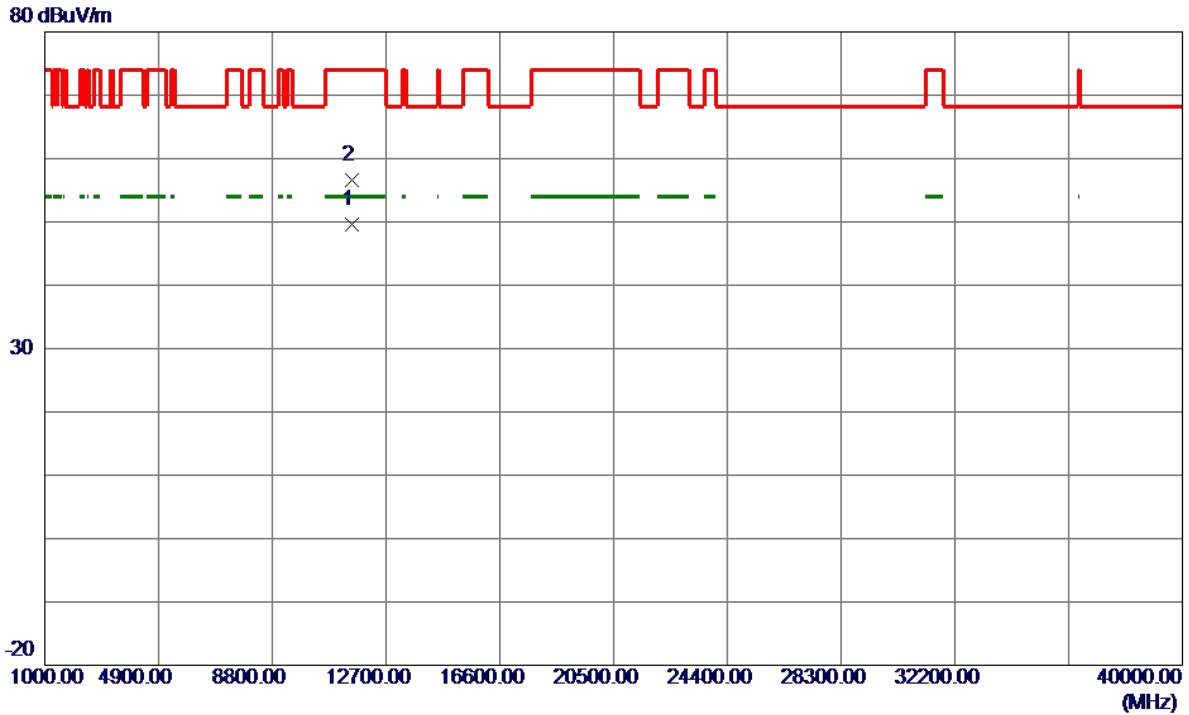
Horizontal



No.	Freq. MHz	Reading Level dBuV/m	Correct Factor dB	Measurement dBuV/m	Limit dBuV/m	Margin dB	Detector	Comment
1	5715.0000	14.58	43.53	58.11	109.40	-51.29	Peak	
2	5725.0000	13.81	43.56	57.37	122.20	-64.83	Peak	
3 *	5756.6000	44.80	43.65	88.45	122.20	-33.75	Peak	
4	5850.0000	11.02	43.94	54.96	122.20	-67.24	Peak	
5	5860.0000	8.84	43.97	52.81	109.40	-56.59	Peak	

Orthogonal Axis:	X
Test Mode:	UNII-3/TX AC80 Mode 5775MHz

Horizontal



No.	Freq. MHz	Reading Level dBuV/m	Correct Factor dB	Measure ment dBuV/m	Limit dBuV/m	Margin dB	Detector	Comment
1 *	11549.8000	31.76	17.81	49.57	54.00	-4.43	AVG	
2	11550.0000	38.84	17.81	56.65	74.00	-17.35	Peak	

TX A Mode_DUTY CYCLE

Duty cycle: TX DUTYMHZ

Duty cycle = T_{ON} / T_{Total}

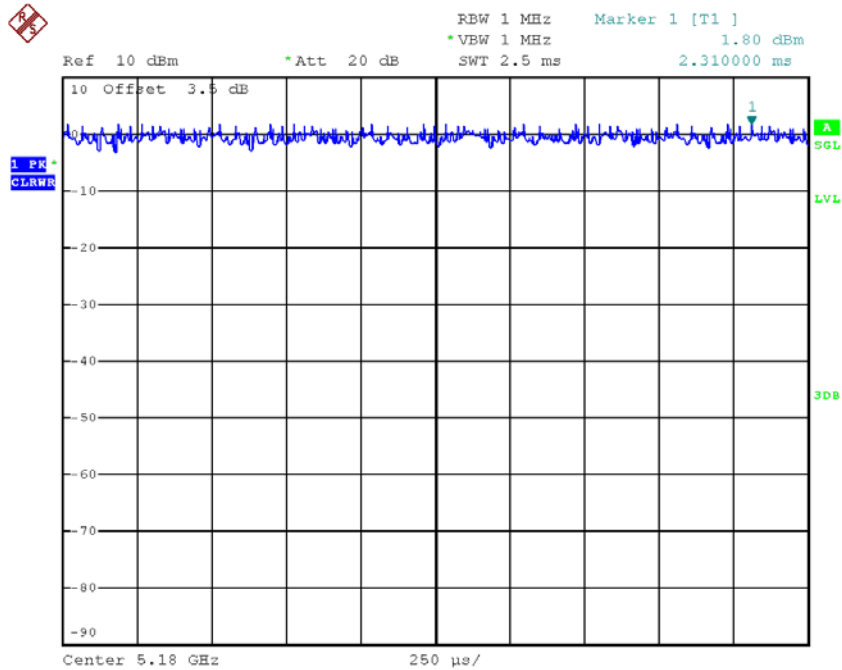
T_{ON} : 100000.00 msec

T_{Total} : 100000.00 msec

Duty cycle: 100.00%

Duty Factor = $10 \log(1/Duty \text{ cycle})$

Duty Factor = 0.00



Date: 28.DEC.2017 20:16:49

Note: The EUT was programmed to be in continuously transmitting mode and the transmit duty cycle is not less than 98 %, so, the output power and power density should be cacluated as Output Power = Measured power + Ducus factor
 Power Spectral Density = Measured density + Duty factor

TX N20 Mode_DUTY CYCLE

Duty cycle: TX DUTYMHZ

$$\text{Duty cycle} = T_{\text{ON}} / T_{\text{Total}}$$

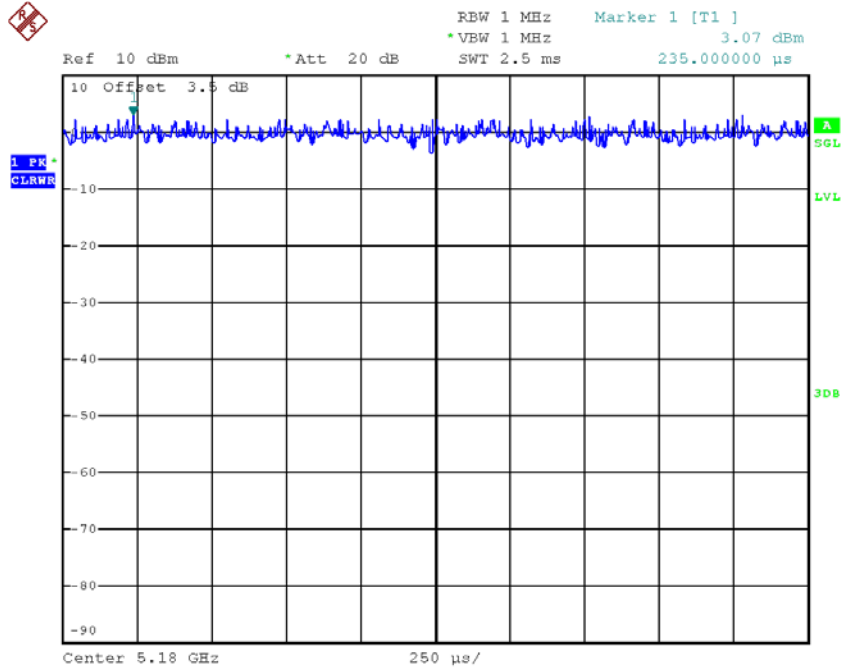
T_{ON} : 100000.00 msec

T_{Total} : 100000.00 msec

Duty cycle: 100.00%

$$\text{Duty Factor} = 10 \log(1/\text{Duty cycle})$$

Duty Factor = 0.00



Date: 28.DEC.2017 20:17:12

Note: The EUT was programmed to be in continuously transmitting mode and the transmit duty cycle is not less than 98 %, so, the output power and power density should be calculated as Output Power = Measured power + Duty factor
 Power Spectral Density = Measured density + Duty factor

TX N40 Mode_DUTY CYCLE

Duty cycle: TX DUTYMHZ

$$\text{Duty cycle} = T_{\text{ON}} / T_{\text{Total}}$$

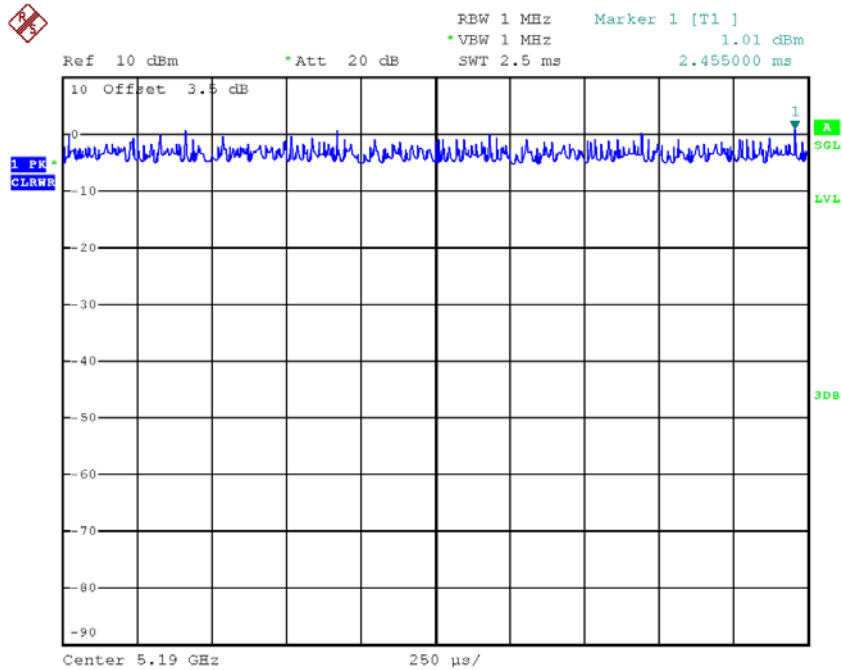
T_{ON} : 100000.00 msec

T_{Total} : 100000.00 msec

Duty cycle: 100.00%

$$\text{Duty Factor} = 10 \log(1/\text{Duty cycle})$$

Duty Factor = 0.00



Date: 28.DEC.2017 20:17:56

Note: The EUT was programmed to be in continuously transmitting mode and the transmit duty cycle is not less than 98 %, so, the output power and power density should be calculated as Output Power = Measured power + Duty factor
 Power Spectral Density = Measured density + Duty factor

TX AC20 Mode_DUTY CYCLE

Duty cycle: TX DUTYMHZ

$$\text{Duty cycle} = T_{\text{ON}} / T_{\text{Total}}$$

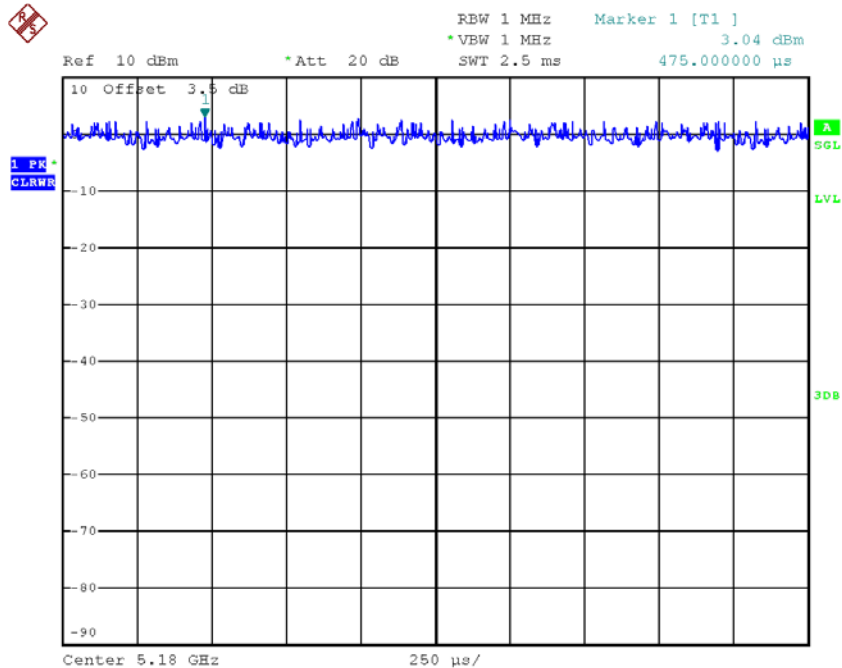
T_{ON} : 100000.00 msec

T_{Total} : 100000.00 msec

Duty cycle: 100.00%

$$\text{Duty Factor} = 10 \log(1/\text{Duty cycle})$$

Duty Factor = 0.00



Date: 28.DEC.2017 20:17:37

Note: The EUT was programmed to be in continuously transmitting mode and the transmit duty cycle is not less than 98 %, so, the output power and power density should be calculated as Output Power = Measured power + Duty factor
 Power Spectral Density = Measured density + Duty factor

TX AC40 Mode_DUTY CYCLE

Duty cycle: TX DUTYMHZ

$$\text{Duty cycle} = T_{\text{ON}} / T_{\text{Total}}$$

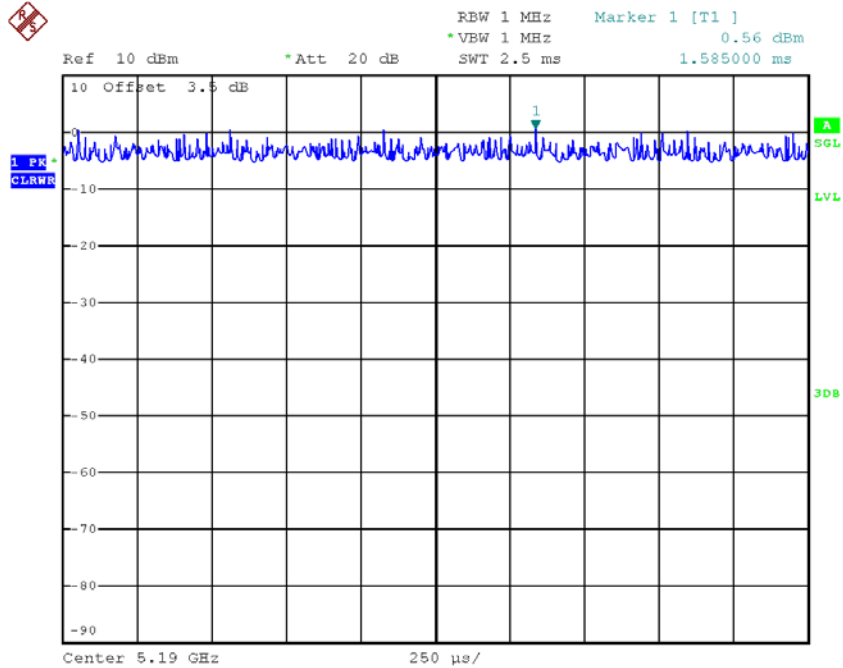
T_{ON} : 100000.00 msec

T_{Total} : 100000.00 msec

Duty cycle: 100.00%

$$\text{Duty Factor} = 10 \log(1/\text{Duty cycle})$$

Duty Factor = 0.00



Date: 28.DEC.2017 20:18:16

Note: The EUT was programmed to be in continuously transmitting mode and the transmit duty cycle is not less than 98 %, so, the output power and power density should be cacluated as Output Power = Measured power + Ducus factor
 Power Spectral Density = Measured density + Duty factor

TX AC80 Mode_DUTY CYCLE

Duty cycle: TX DUTYMHz

$$\text{Duty cycle} = T_{\text{ON}} / T_{\text{Total}}$$

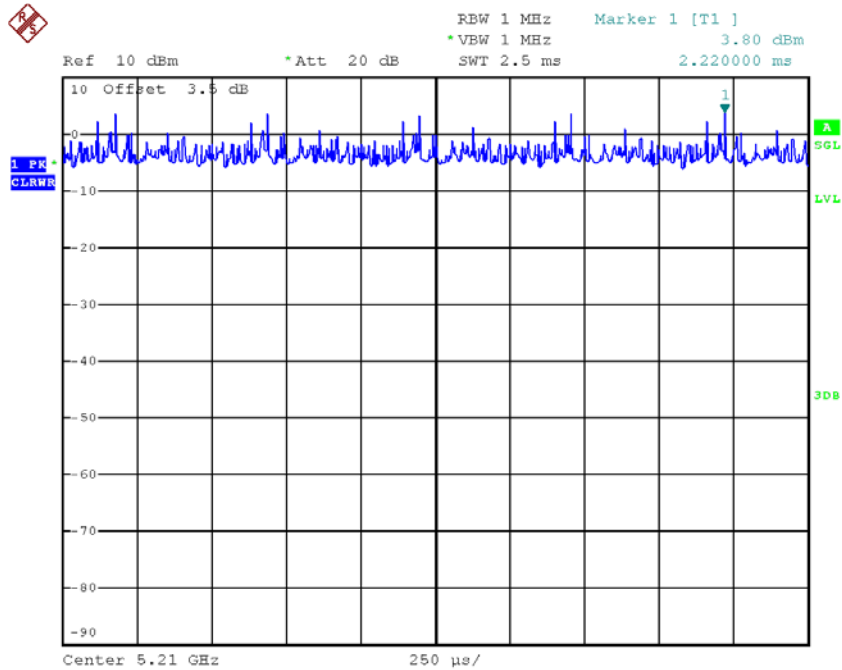
T_{ON} : 100000.00 msec

T_{Total} : 100000.00 msec

Duty cycle: 100.00%

$$\text{Duty Factor} = 10 \log(1/\text{Duty cycle})$$

Duty Factor = 0.00



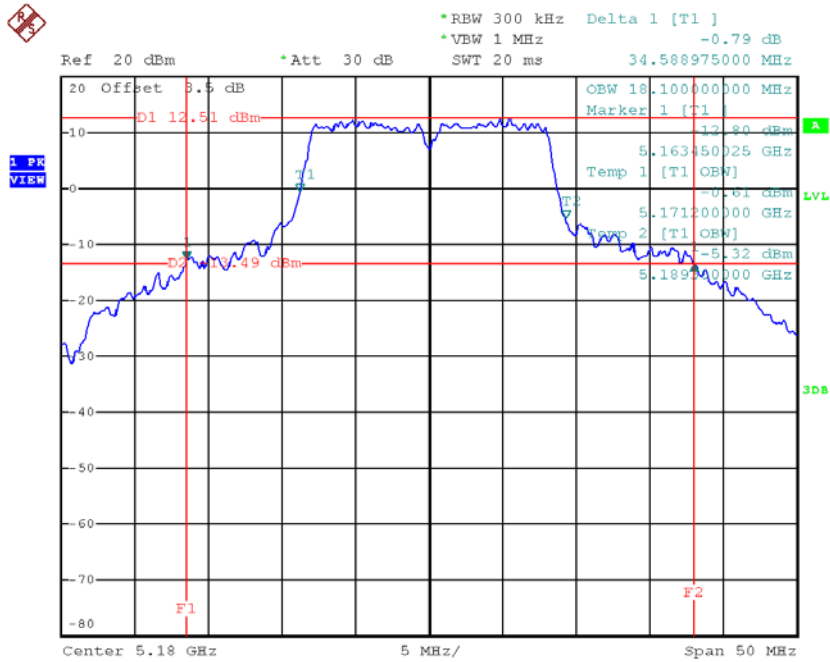
Date: 28.DEC.2017 20:18:49

Note: The EUT was programmed to be in continuously transmitting mode and the transmit duty cycle is not less than 98 %, so, the output power and power density should be calculated as Output Power = Measured power + Duty factor
 Power Spectral Density = Measured density + Duty factor

APPENDIX E - BANDWIDTH

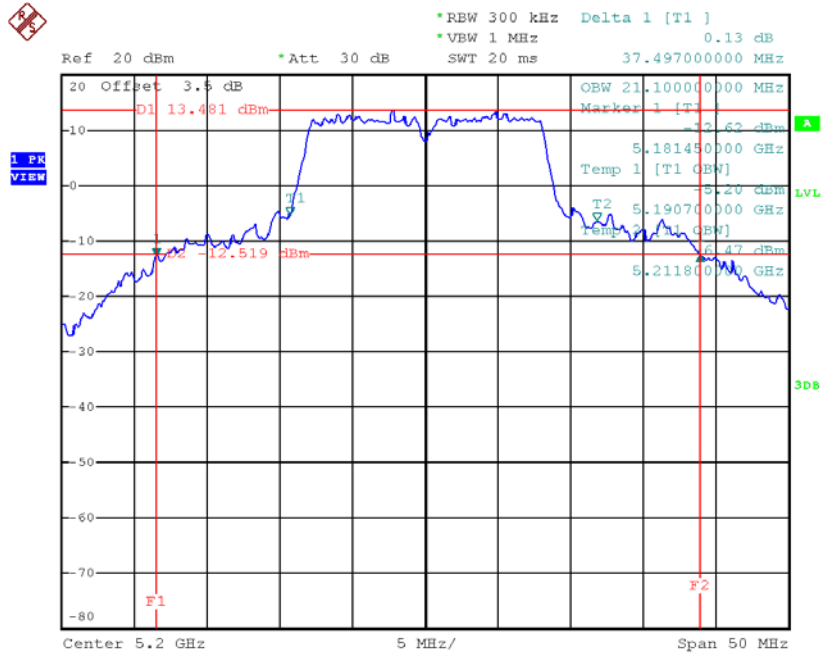
Test Mode: UNII-1/TX A Mode_CH36/CH40/CH48

Channel	Frequency (MHz)	26dB Bandwidth (MHz)	99% Occupied Bandwidth (MHz)
CH36	5180	34.59	18.10
CH40	5200	37.50	21.10
CH48	5240	39.51	25.00

TX CH36


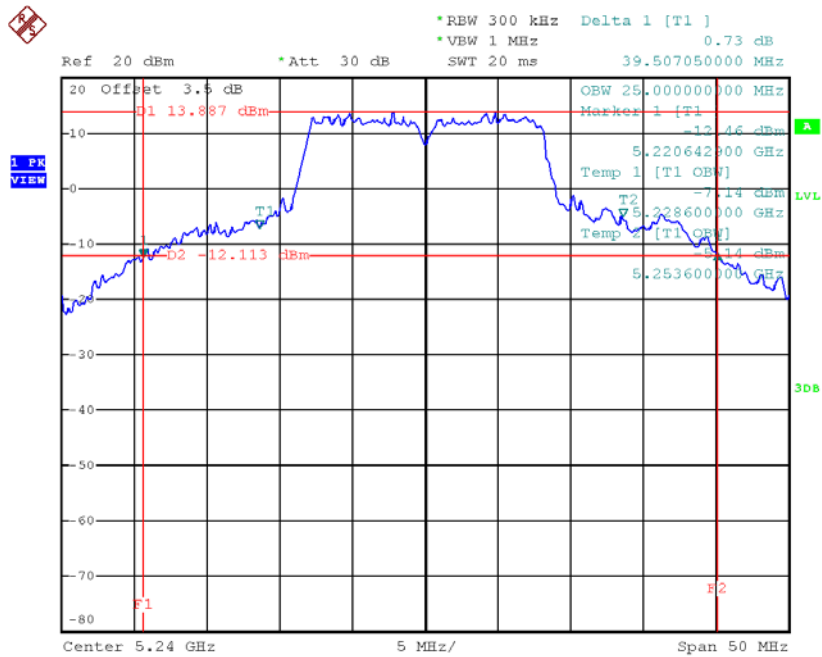
Date: 28.DEC.2017 20:21:00

TX CH40



Date: 28.DEC.2017 20:30:45

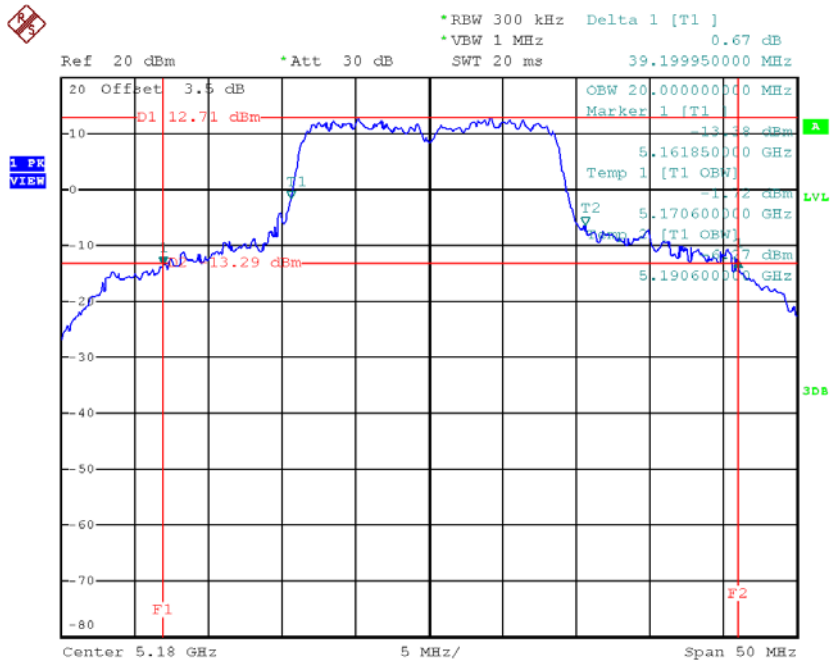
TX CH48



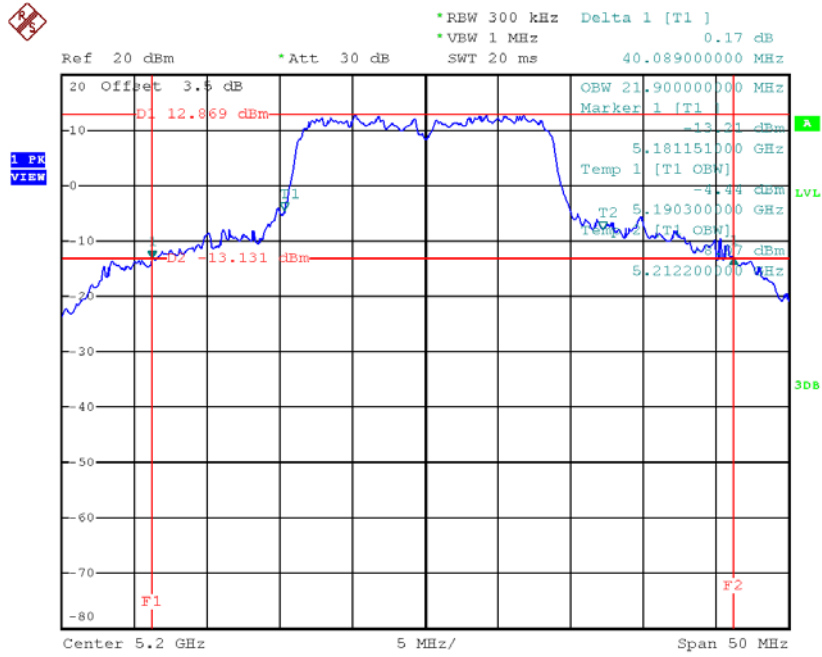
Date: 28.DEC.2017 20:31:13

Test Mode: UNII-1/TX N20 Mode_CH36/CH40/CH48

Channel	Frequency (MHz)	26dB Bandwidth (MHz)	99% Occupied Bandwidth (MHz)
CH36	5180	39.20	20.00
CH40	5200	40.09	21.90
CH48	5240	44.70	26.40

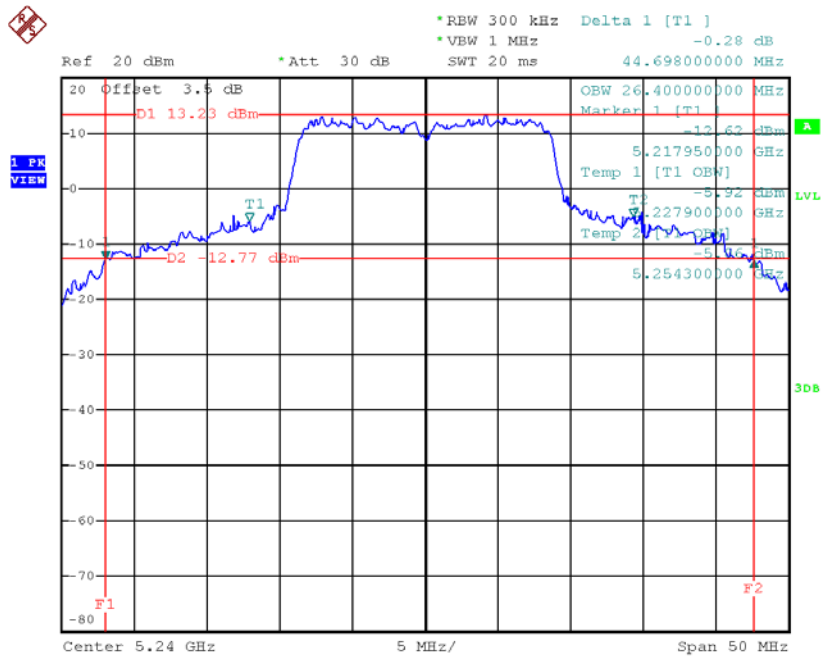
TX CH36


TX CH40



Date: 28.DEC.2017 20:42:41

TX CH48

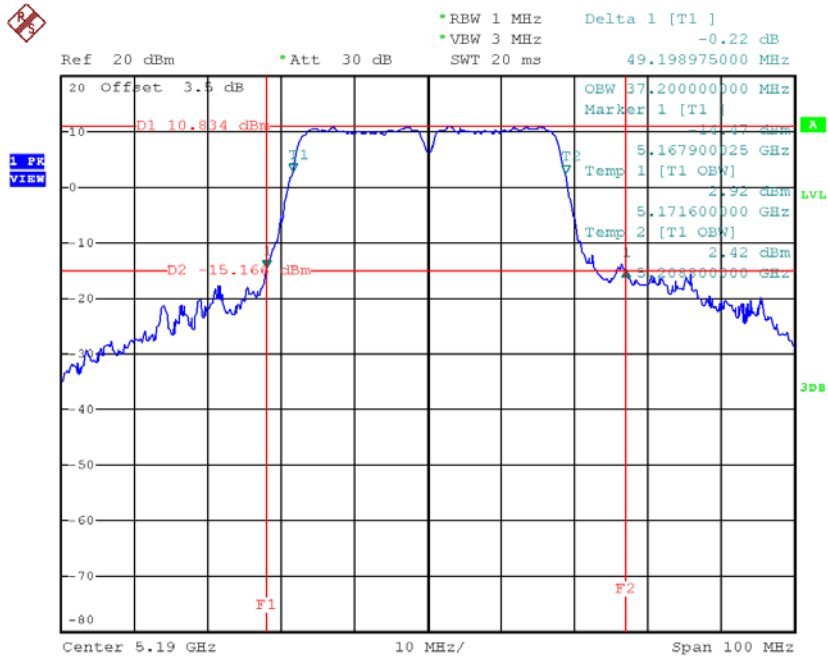


Date: 28.DEC.2017 20:43:48

Test Mode: UNII-1/TX N40 Mode_CH38/CH46

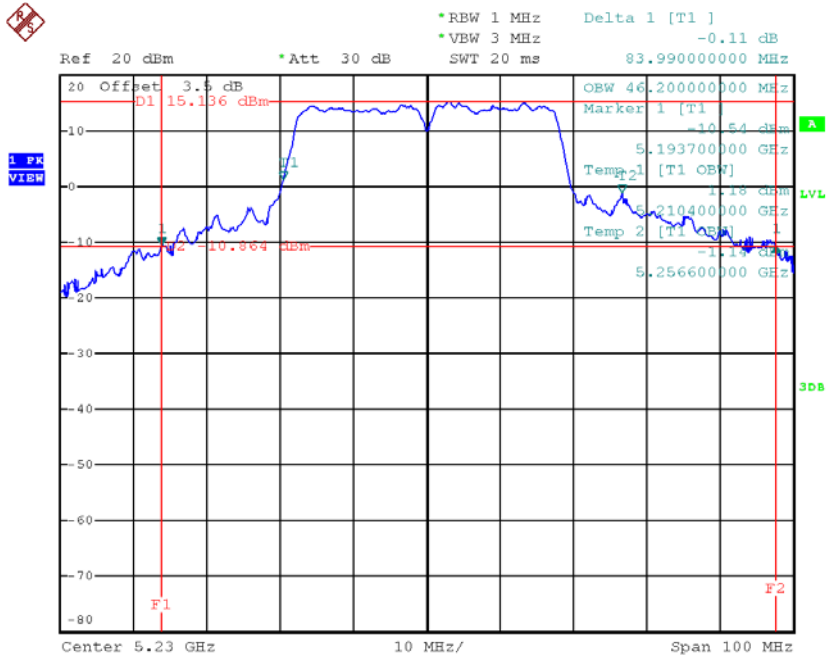
Channel	Frequency (MHz)	26dB Bandwidth (MHz)	99% Occupied Bandwidth (MHz)
CH38	5190	49.20	37.20
CH46	5230	83.99	46.20

TX CH38



Date: 29.DEC.2017 08:47:39

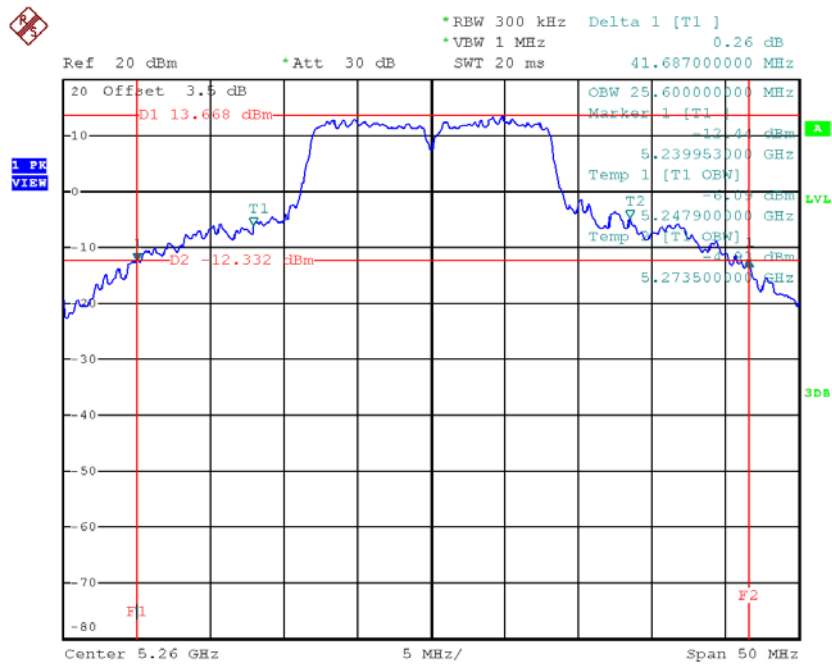
TX CH46



Date: 29.DEC.2017 09:50:25

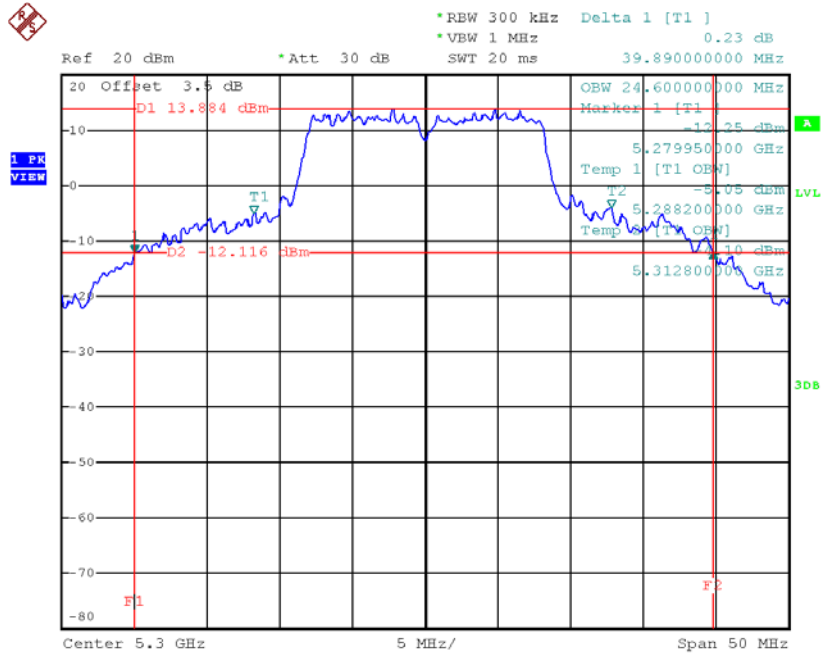
Test Mode: UNII-2A/TX A Mode_CH52/CH60/CH64

Channel	Frequency (MHz)	26dB Bandwidth (MHz)	99% Occupied Bandwidth (MHz)
CH52	5260	41.69	25.60
CH60	5300	39.89	24.60
CH64	5320	37.99	21.20

TX CH52


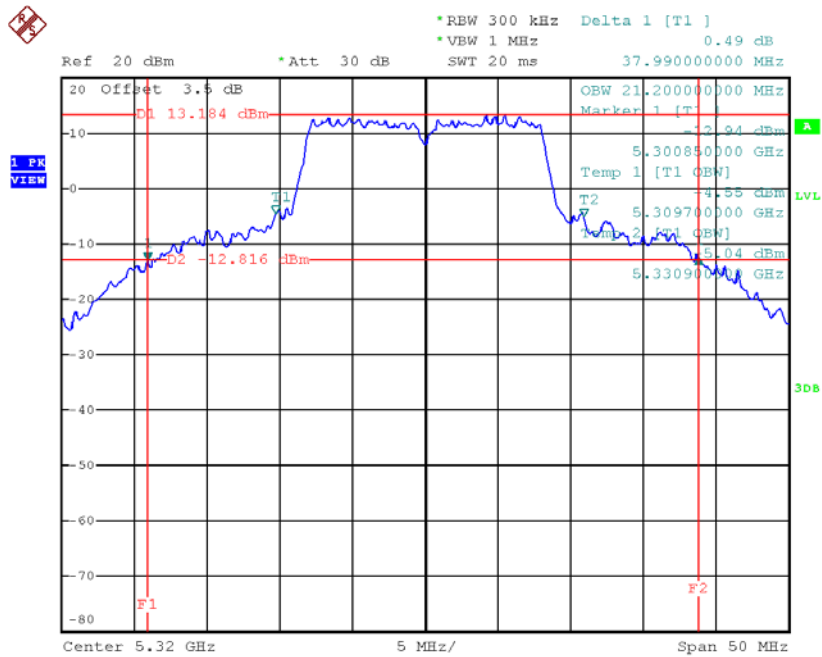
Date: 28.DEC.2017 20:31:42

TX CH60



Date: 28.DEC.2017 20:32:25

TX CH64

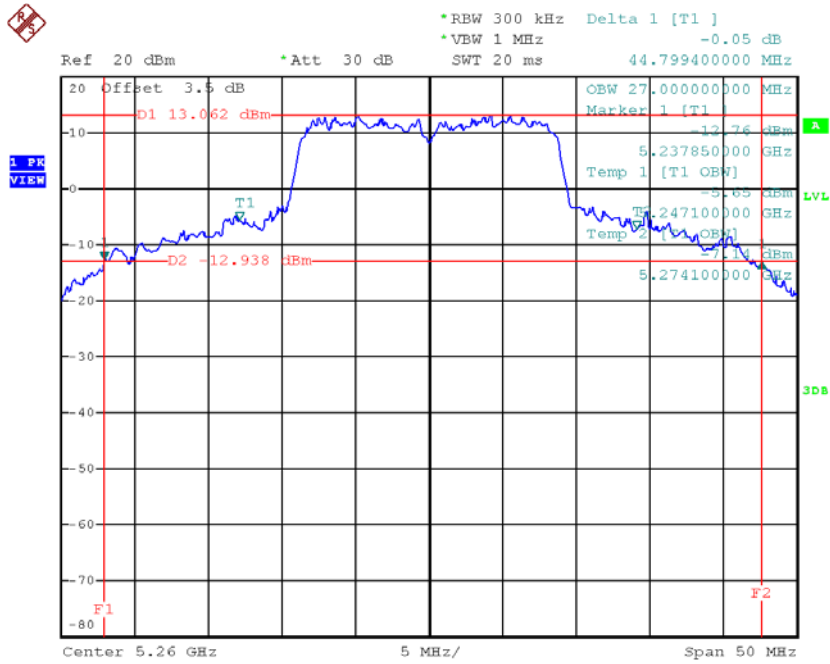


Date: 28.DEC.2017 20:33:03

Test Mode: UNII-2A/TX N20 Mode_CH52/CH60/CH64

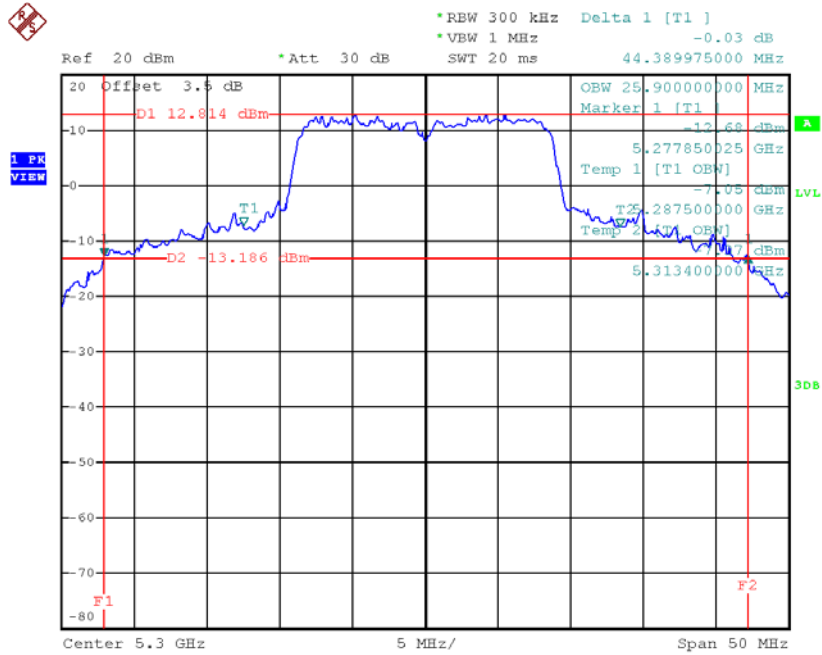
Channel	Frequency (MHz)	26dB Bandwidth (MHz)	99% Occupied Bandwidth (MHz)
CH52	5260	44.80	27.00
CH60	5300	44.39	25.90
CH64	5320	40.10	19.70

TX CH52



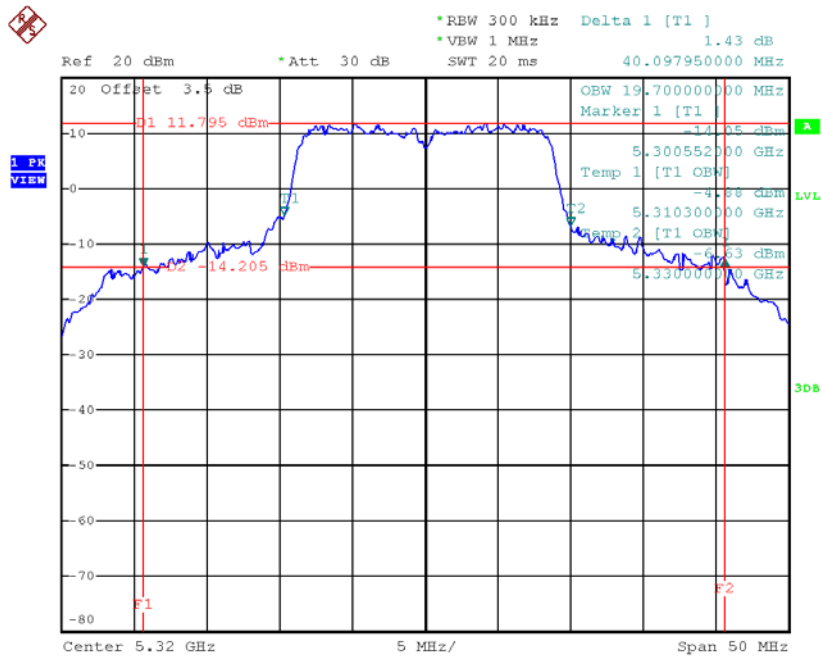
Date: 28.DEC.2017 20:45:03

TX CH60



Date: 28.DEC.2017 20:45:40

TX CH64

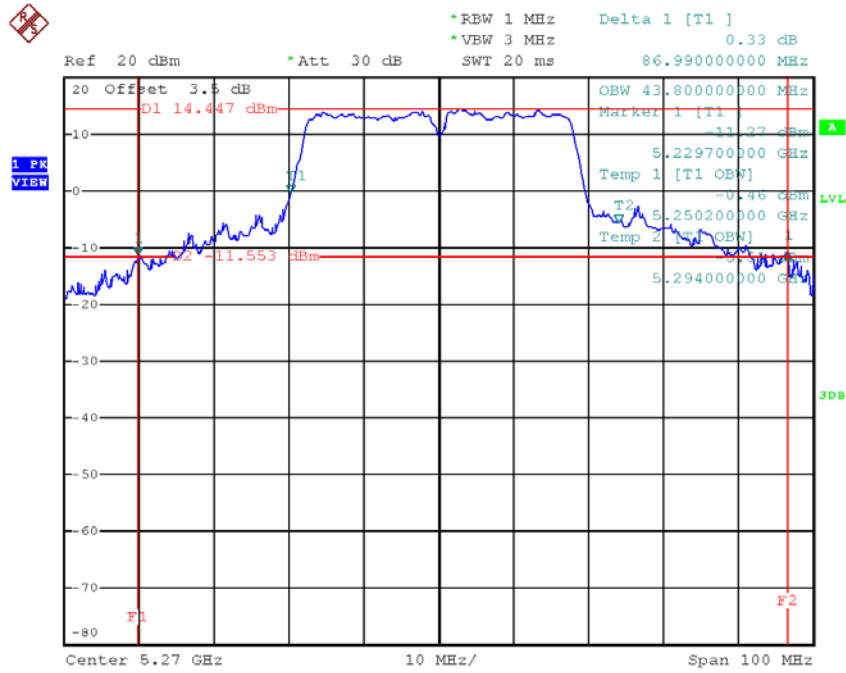


Date: 28.DEC.2017 20:46:23

Test Mode: UNII-2A/TX N40 Mode_CH54/CH62

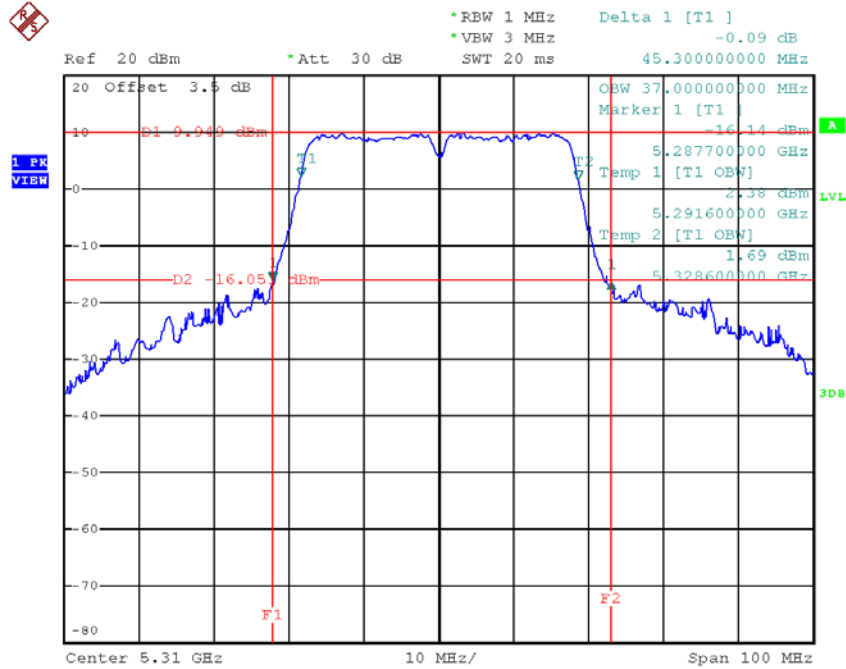
Channel	Frequency (MHz)	26dB Bandwidth (MHz)	99% Occupied Bandwidth (MHz)
CH54	5270	86.99	43.80
CH62	5310	45.30	37.00

TX CH54



Date: 29.DEC.2017 09:51:33

TX CH62

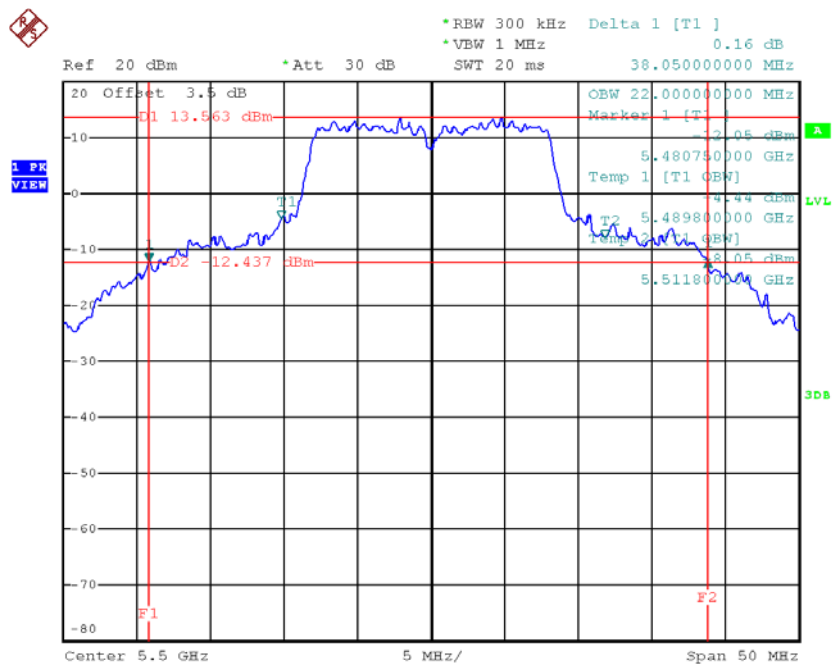


Date: 29.DEC.2017 08:58:00

Test Mode: UNII-2C/TX A Mode_CH100/CH116/CH140

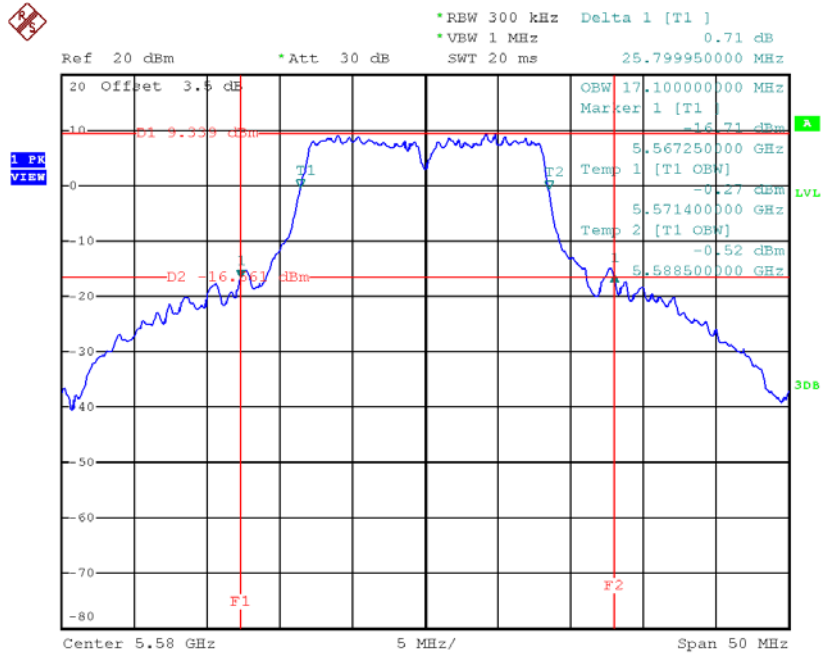
Channel	Frequency (MHz)	26dB Bandwidth (MHz)	99% Occupied Bandwidth (MHz)
CH100	5500	38.05	22.00
CH116	5580	25.80	17.10
CH140	5700	38.49	22.20

TX CH100



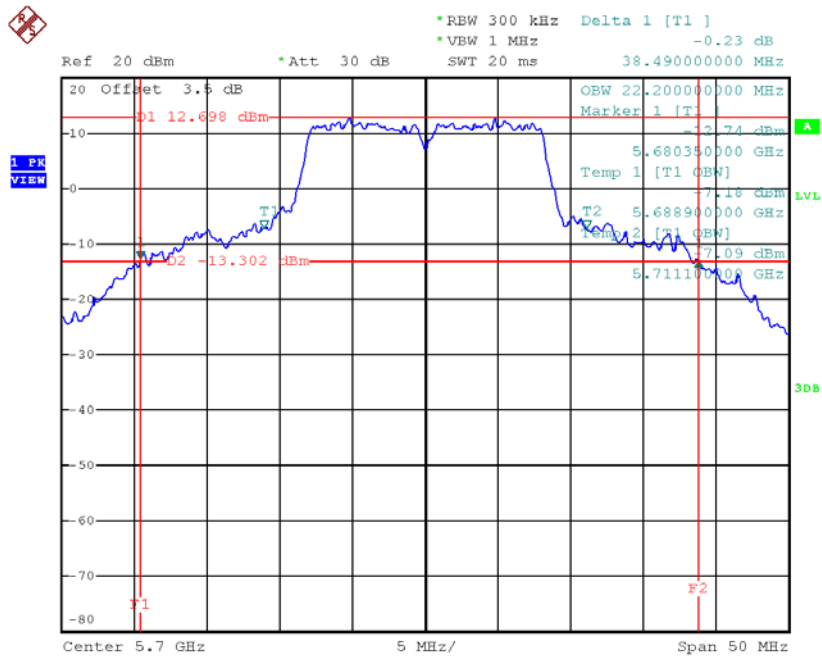
Date: 28.DEC.2017 20:34:39

TX CH116



Date: 28.DEC.2017 20:35:15

TX CH140

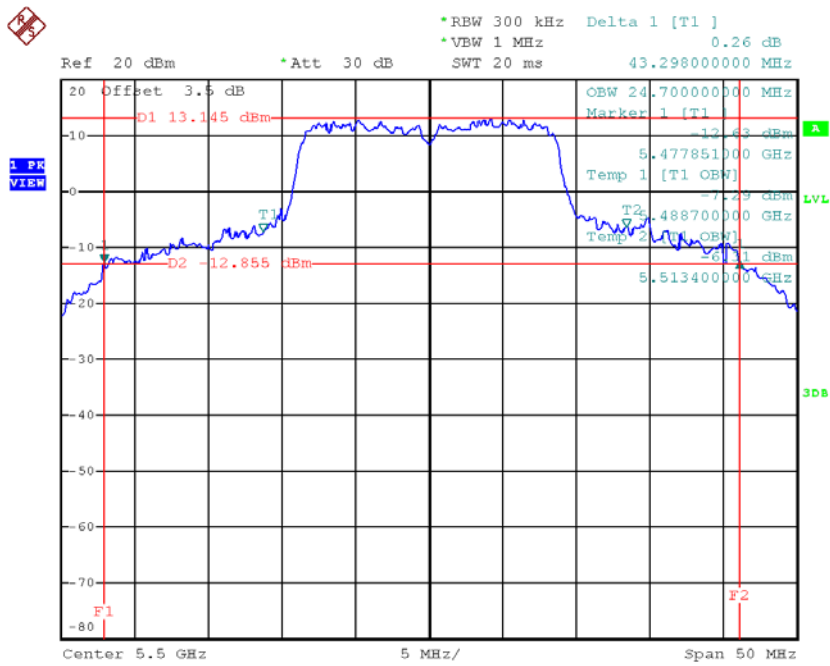


Date: 28.DEC.2017 20:35:42

Test Mode: UNII-2C/TX N20 Mode_CH100/CH116/CH140

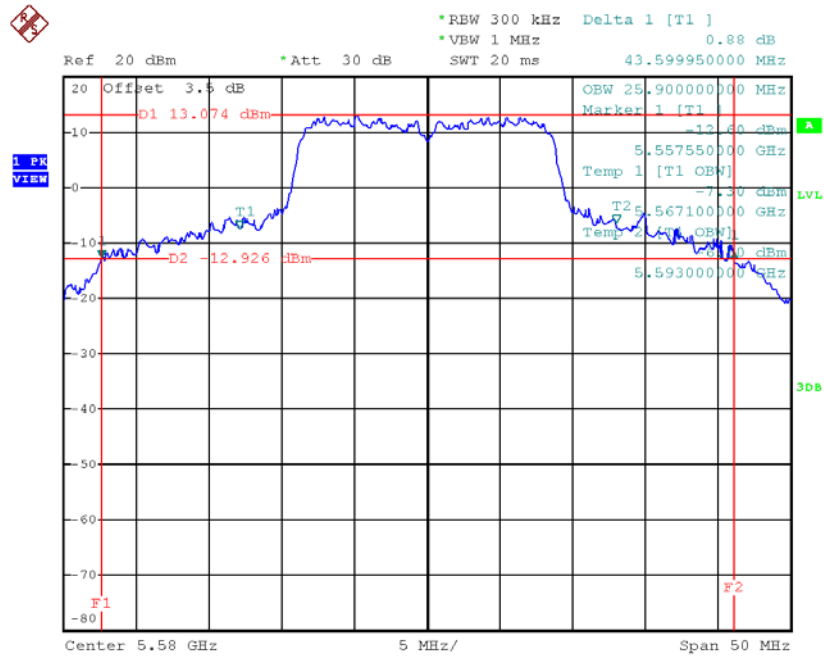
Channel	Frequency (MHz)	26dB Bandwidth (MHz)	99% Occupied Bandwidth (MHz)
CH100	5500	43.30	24.70
CH116	5580	43.60	25.90
CH140	5700	40.65	19.20

TX CH100



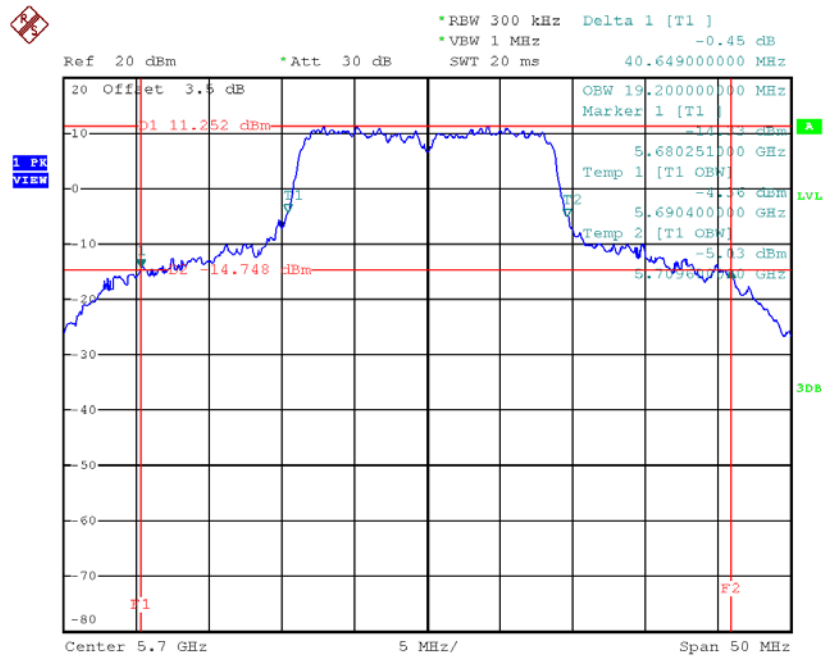
Date: 28.DEC.2017 20:47:01

TX CH116



Date: 28.DEC.2017 20:47:44

TX CH140

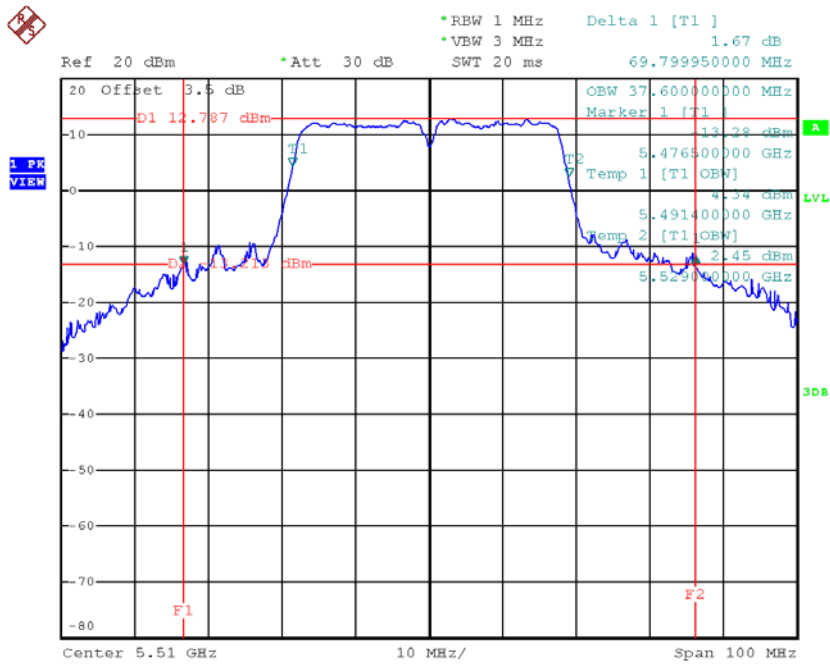


Date: 28.DEC.2017 20:48:26

Test Mode: UNII-2C/TX N40 Mode_CH102/CH110/CH134

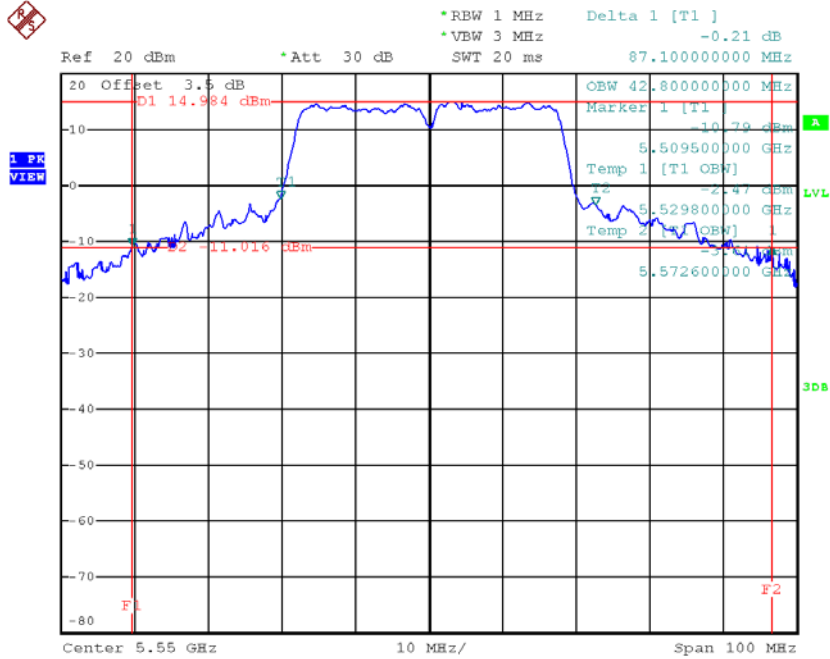
Channel	Frequency (MHz)	26dB Bandwidth (MHz)	99% Occupied Bandwidth (MHz)
CH102	5510	69.80	37.60
CH110	5550	87.10	42.80
CH134	5670	92.19	49.60

TX CH102



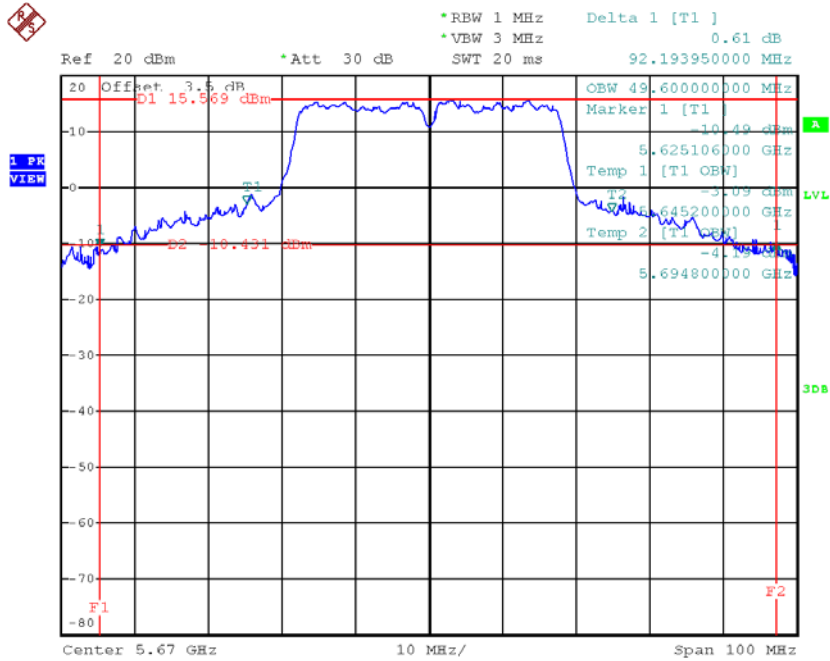
Date: 29.DEC.2017 08:59:22

TX CH110



Date: 29.DEC.2017 09:53:36

TX CH134

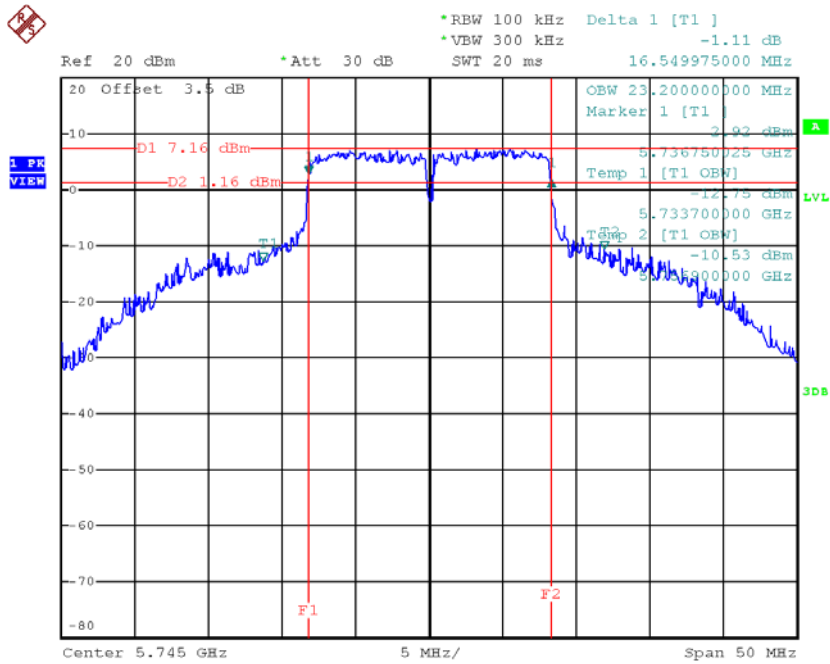


Date: 29.DEC.2017 09:54:46

Test Mode: UNII-3/ TX A Mode_CH149/CH157/CH165

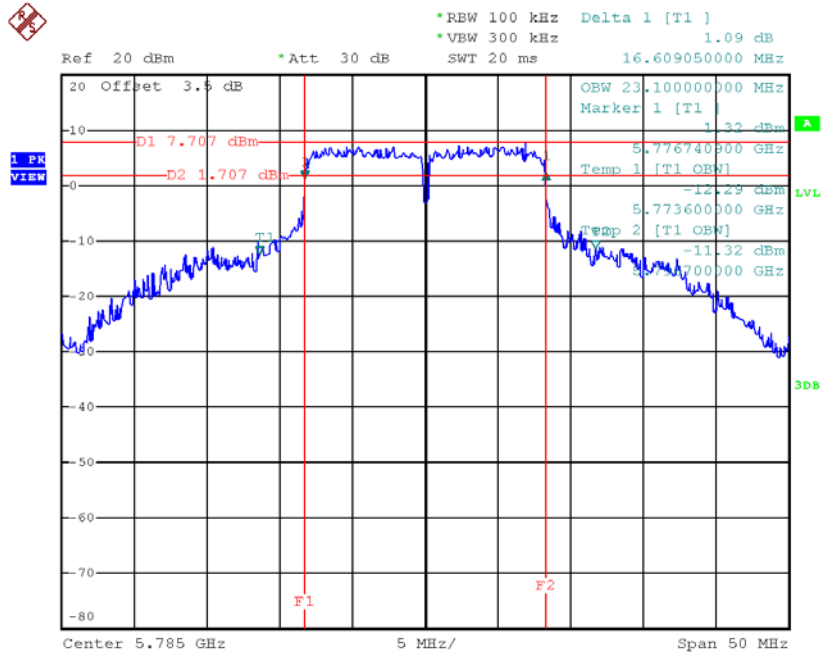
Channel	Frequency (MHz)	6dB Bandwidth (MHz)	99% Occupied Bandwidth (MHz)	Limit (kHz)
CH149	5745	16.55	23.20	>=500
CH157	5785	16.61	23.10	>=500
CH165	5825	16.70	22.50	>=500

TX CH 149



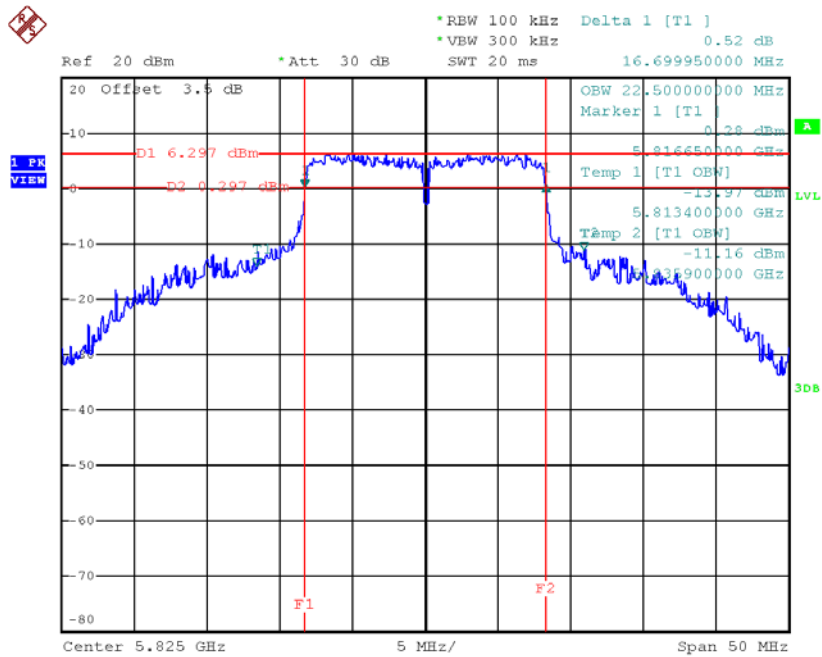
Date: 28.DEC.2017 20:36:44

TX CH 157



Date: 28.DEC.2017 20:37:35

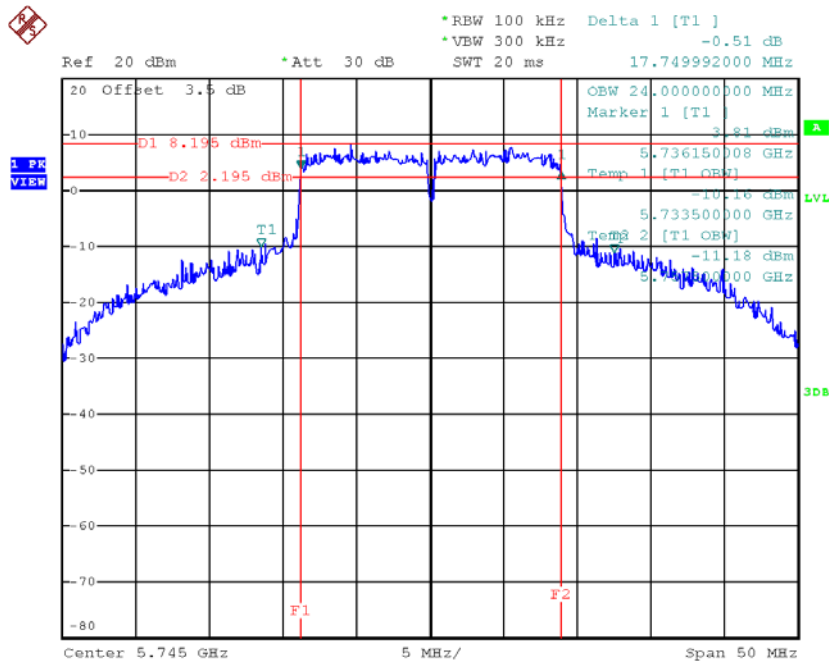
TX CH 165



Date: 28.DEC.2017 20:38:22

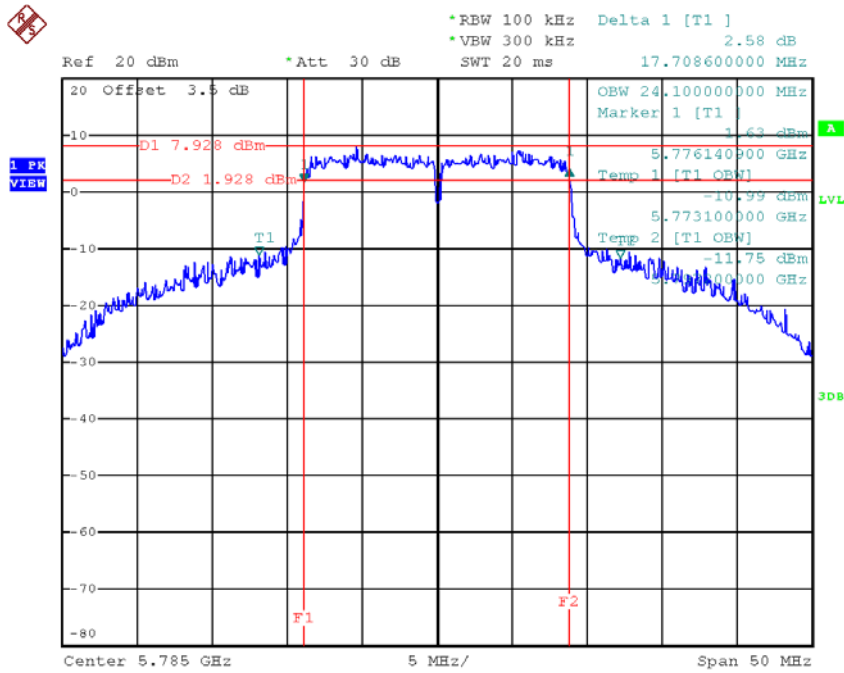
Test Mode: UNII-3/ TX N20 Mode_CH149/CH157/CH165

Channel	Frequency (MHz)	6dB Bandwidth (MHz)	99% Occupied Bandwidth (MHz)	Limit (kHz)
CH149	5745	17.75	24.00	>=500
CH157	5785	17.71	24.10	>=500
CH165	5825	17.90	23.40	>=500

TX CH 149


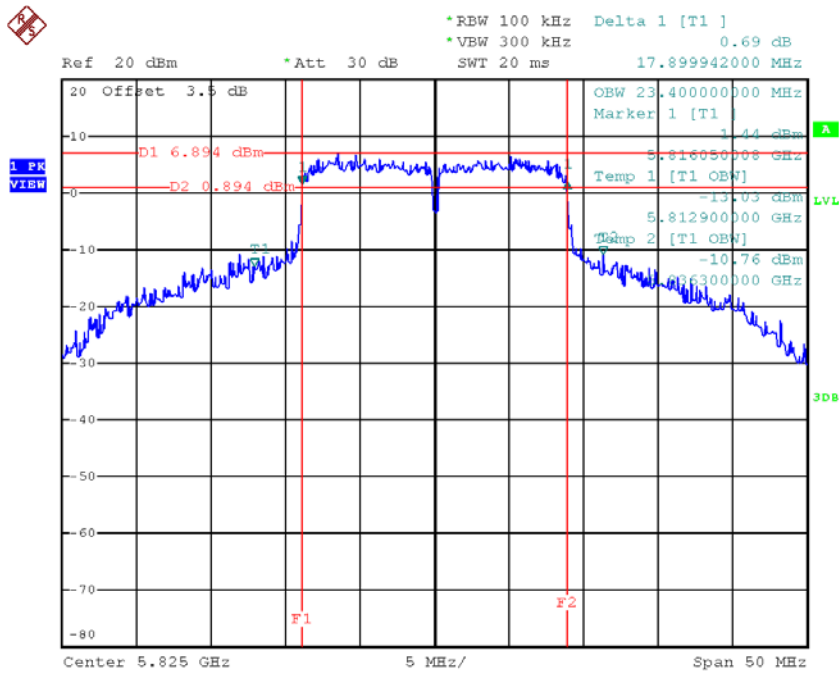
Date: 28.DEC.2017 20:49:15

TX CH 157



Date: 28.DEC.2017 20:50:07

TX CH 165

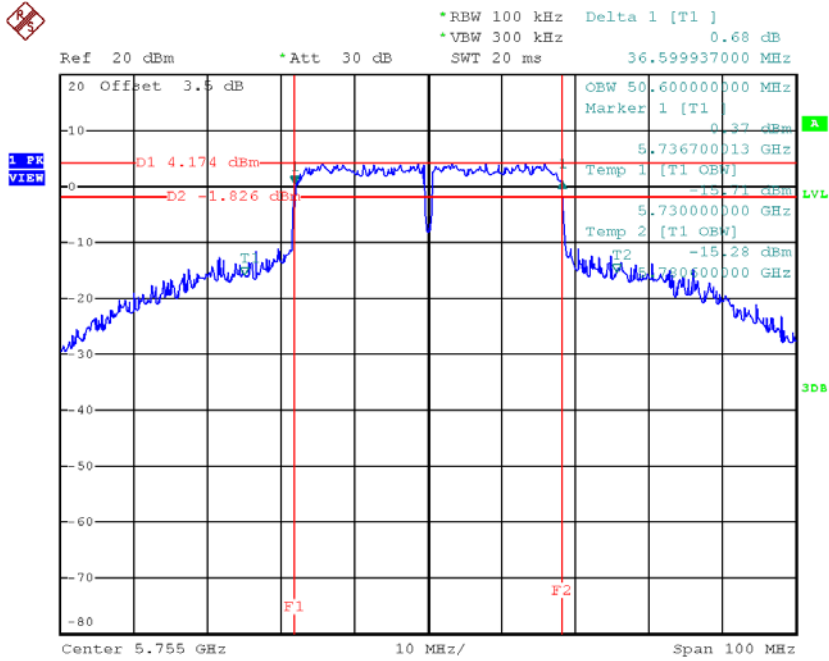


Date: 28.DEC.2017 20:50:54

Test Mode: UNII-3/ TX N40 Mode_CH151/CH159

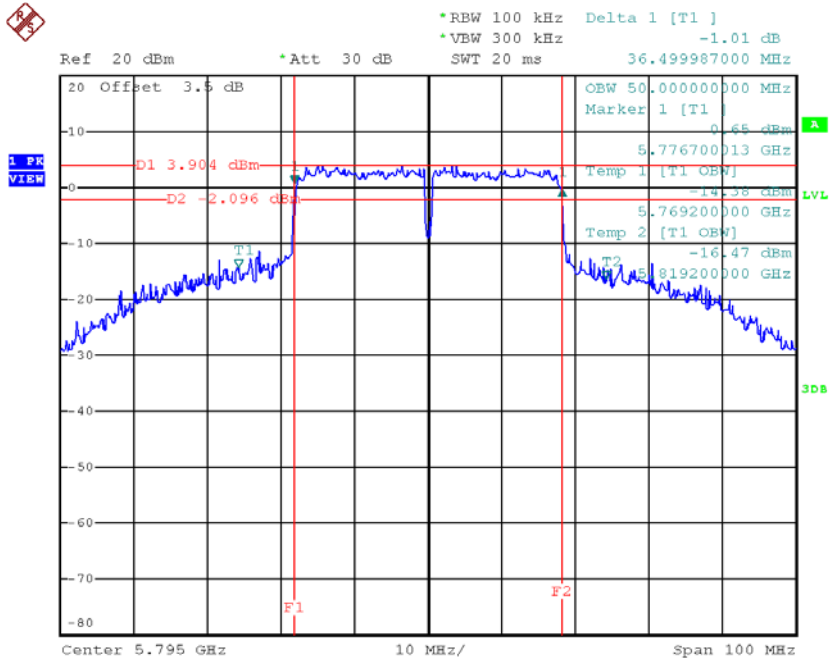
Channel	Frequency (MHz)	6dB Bandwidth (MHz)	99% Occupied Bandwidth (MHz)	Limit (kHz)
CH151	5755	36.60	50.60	>=500
CH159	5795	36.50	50.00	>=500

TX CH 151



Date: 29.DEC.2017 09:56:11

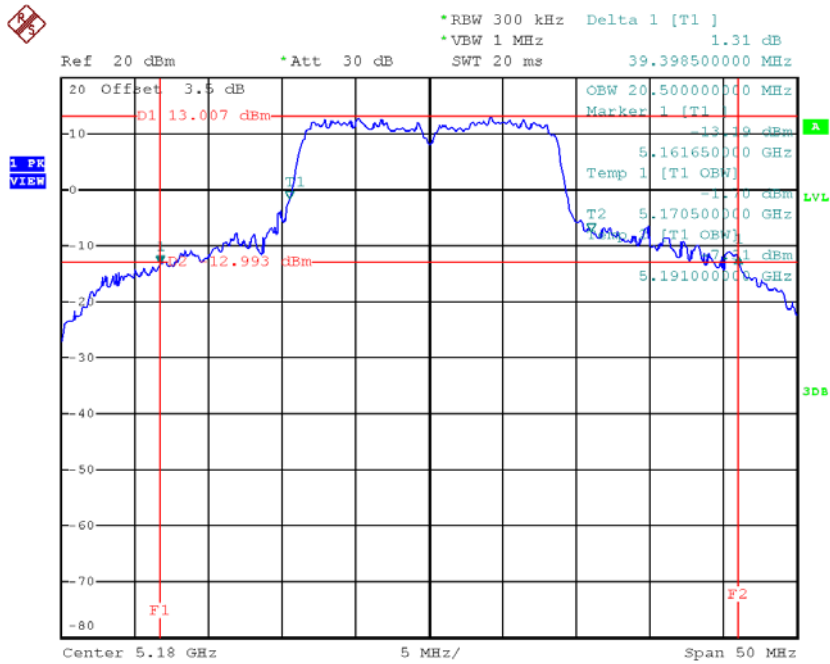
TX CH 159



Date: 29.DEC.2017 09:57:21

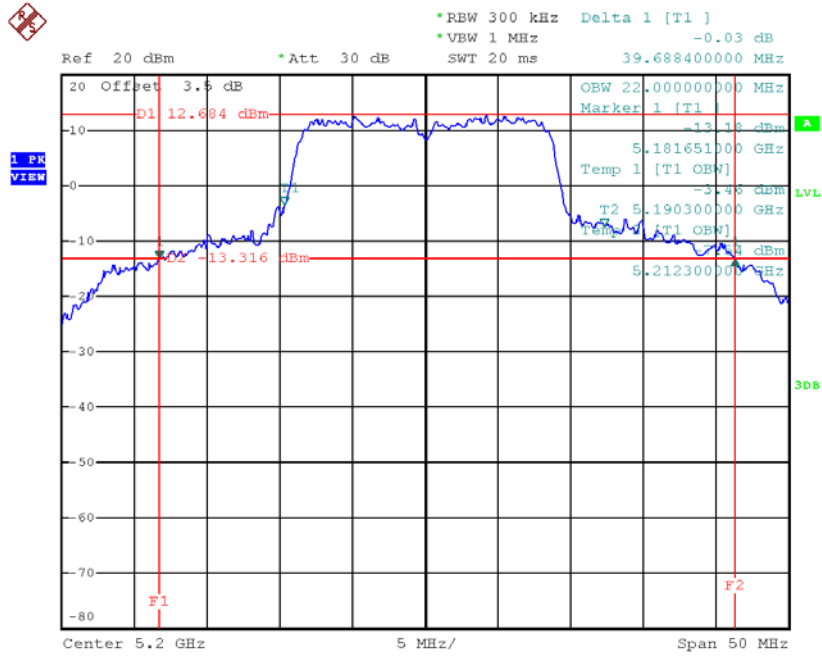
Test Mode: UNII-1/TX AC20 Mode_CH36/CH40/CH48

Channel	Frequency (MHz)	26dB Bandwidth (MHz)	99% Occupied Bandwidth (MHz)
CH36	5180	39.40	20.50
CH40	5200	39.69	22.00
CH48	5240	44.89	26.40

TX CH36


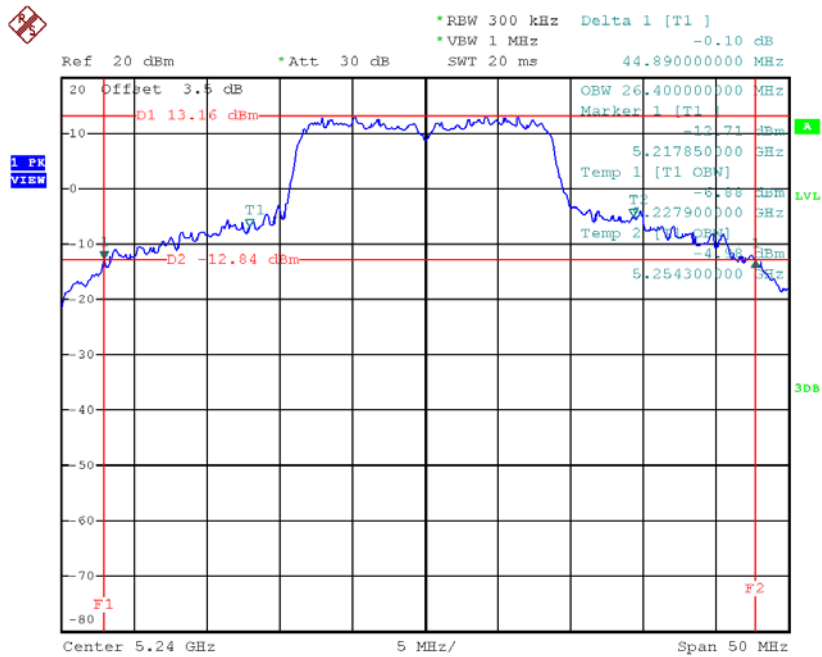
Date: 28.DEC.2017 20:52:32

TX CH40



Date: 28.DEC.2017 20:54:44

TX CH48

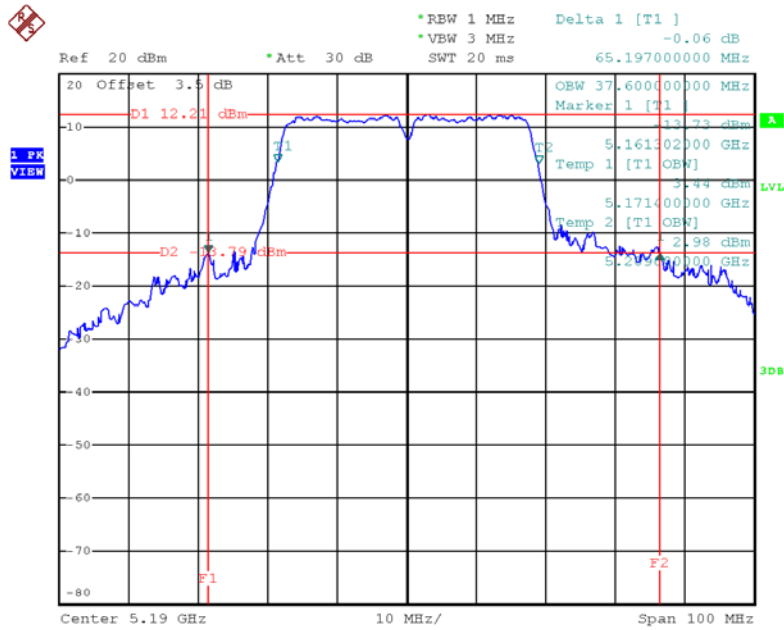


Date: 28.DEC.2017 20:55:20

Test Mode: UNII-1/TX AC40 Mode_CH38/CH46

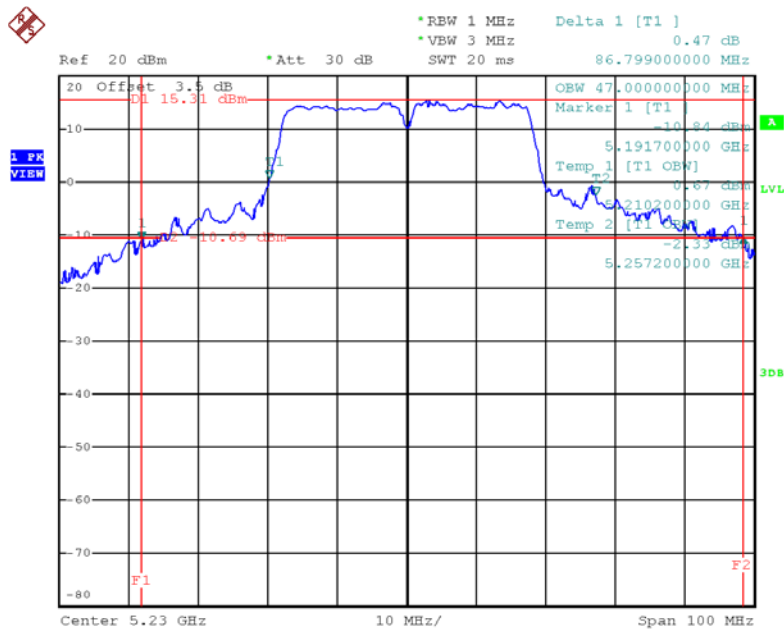
Channel	Frequency (MHz)	26dB Bandwidth (MHz)	99% Occupied Bandwidth (MHz)
CH38	5190	65.20	37.60
CH46	5230	86.80	47.00

TX CH38



Date: 29.DEC.2017 10:01:37

TX CH46

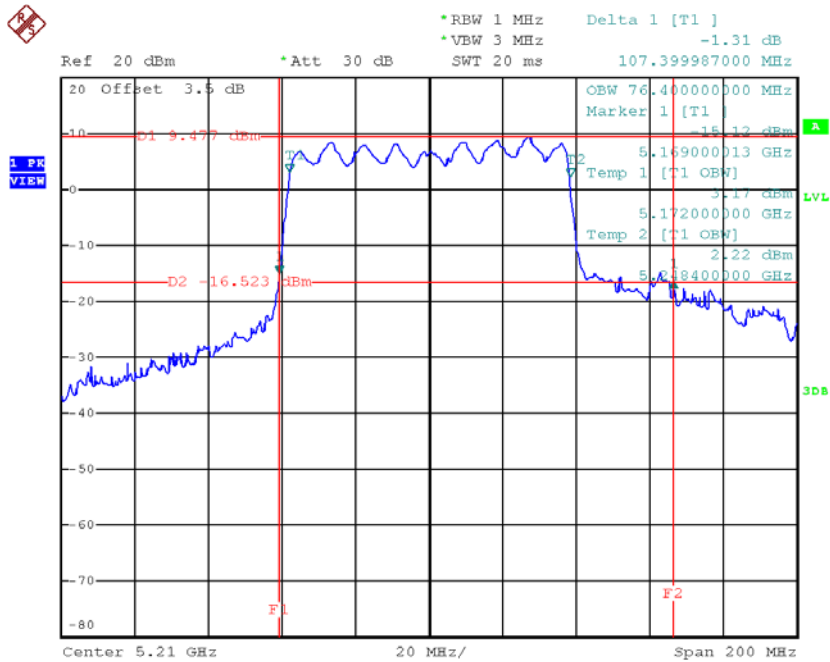


Date: 29.DEC.2017 10:02:52

Test Mode: UNII-1/TX AC80 Mode_CH42

Channel	Frequency (MHz)	26dB Bandwidth (MHz)	99% Occupied Bandwidth (MHz)
CH42	5210	107.40	76.40

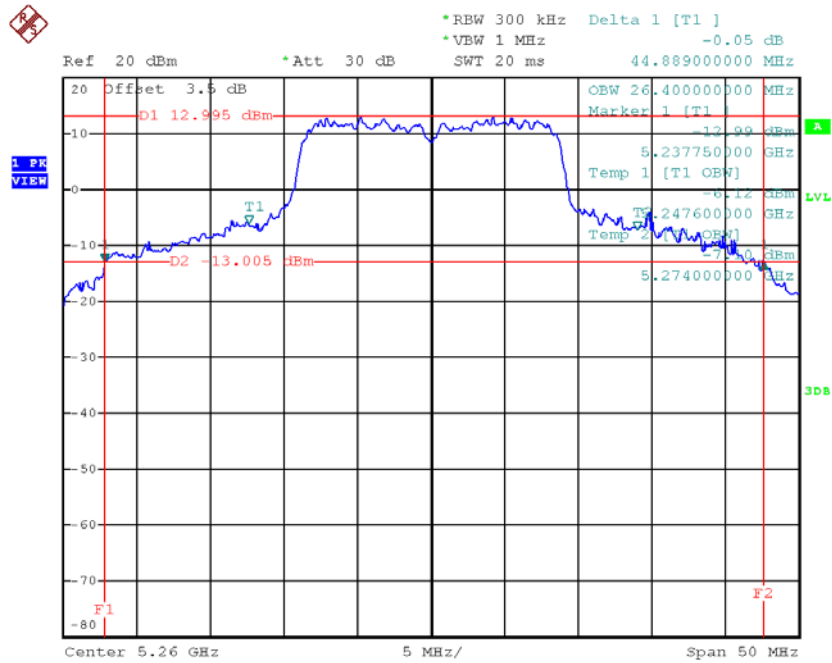
TX CH42



Date: 29.DEC.2017 10:20:51

Test Mode: UNII-2A/TX AC20 Mode_CH52/CH60/CH64

Channel	Frequency (MHz)	26dB Bandwidth (MHz)	99% Occupied Bandwidth (MHz)
CH52	5260	44.89	26.40
CH60	5300	43.60	25.70
CH64	5320	40.19	19.60

TX CH52


Date: 28.DEC.2017 20:55:59