

Test Laboratory: Compliance Certification Services Inc.

## **D2450V2-SN 728-Body**

**DUT: Dipole 2450 MHz; Type: D2450V2; Serial: D2450V2 - SN:728**

Communication System: CW2450; Frequency: 2450 MHz; Duty Cycle: 1:1

Medium parameters used:  $f = 2450$  MHz;  $\sigma = 1.98$  mho/m;  $\epsilon_r = 50.7$ ;  $\rho = 1000$  kg/m<sup>3</sup>

Air Temperature: 24.0 deg C; Liquid Temperature: 23.1 deg C

Phantom section: Flat Section

DASY4 Configuration:

- Probe: EX3DV4 - SN3554; ConvF(6.14, 6.14, 6.14); Calibrated: 11/19/2004
- Sensor-Surface: 4mm (Mechanical Surface Detection) Sensor-Surface: 0mm (Fix Surface)
- Electronics: DAE3 Sn558; Calibrated: 8/24/2004
- Phantom: SAM 34; Type: SAM V4.0; Serial: TP-1150
- Measurement SW: DASY4, V4.4 Build 3; Postprocessing SW: SEMCAD, V1.8 Build 130

**Pin=250mW,d=10mm/Area Scan (6x6x1):** Measurement grid: dx=15mm, dy=15mm

Maximum value of SAR (measured) = 9.71 mW/g

**Pin=250mW,d=10mm/Zoom Scan (5x5x7)/Cube 0:** Measurement grid: dx=7.5mm, dy=7.5mm, dz=5mm

Reference Value = 85.2 V/m; Power Drift = 0.1 dB

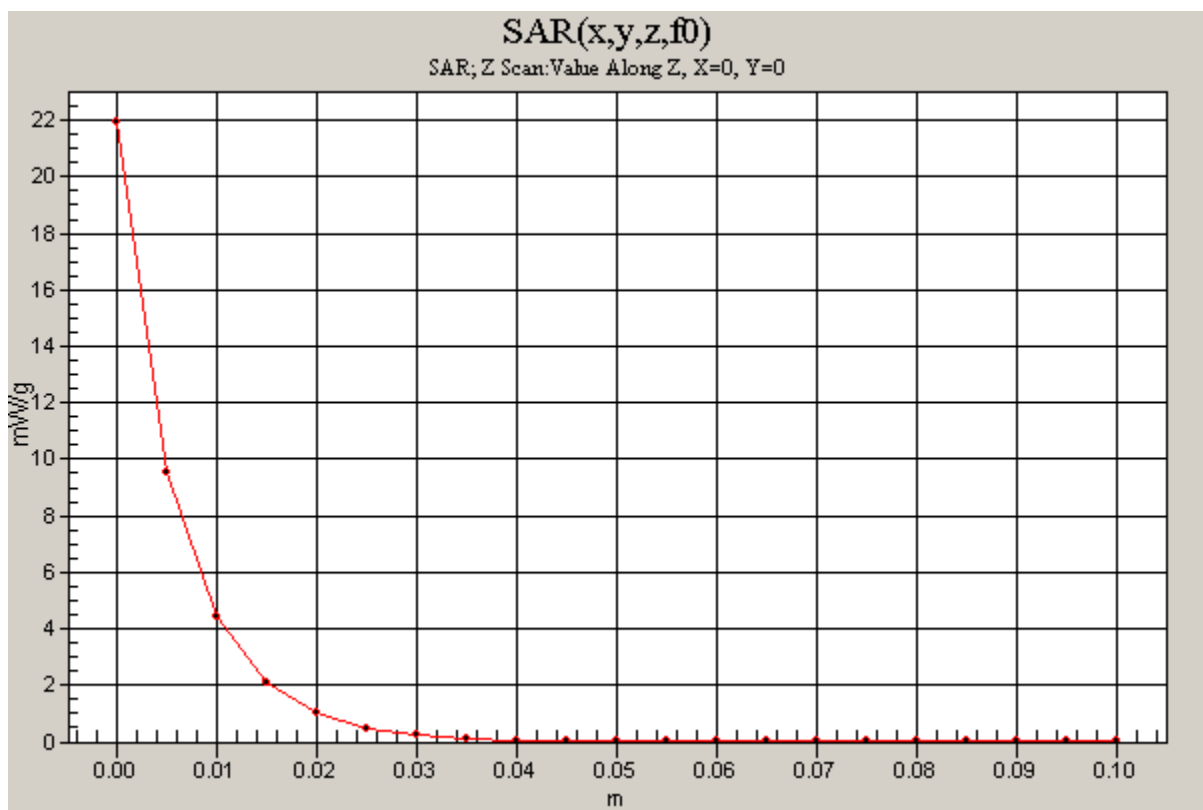
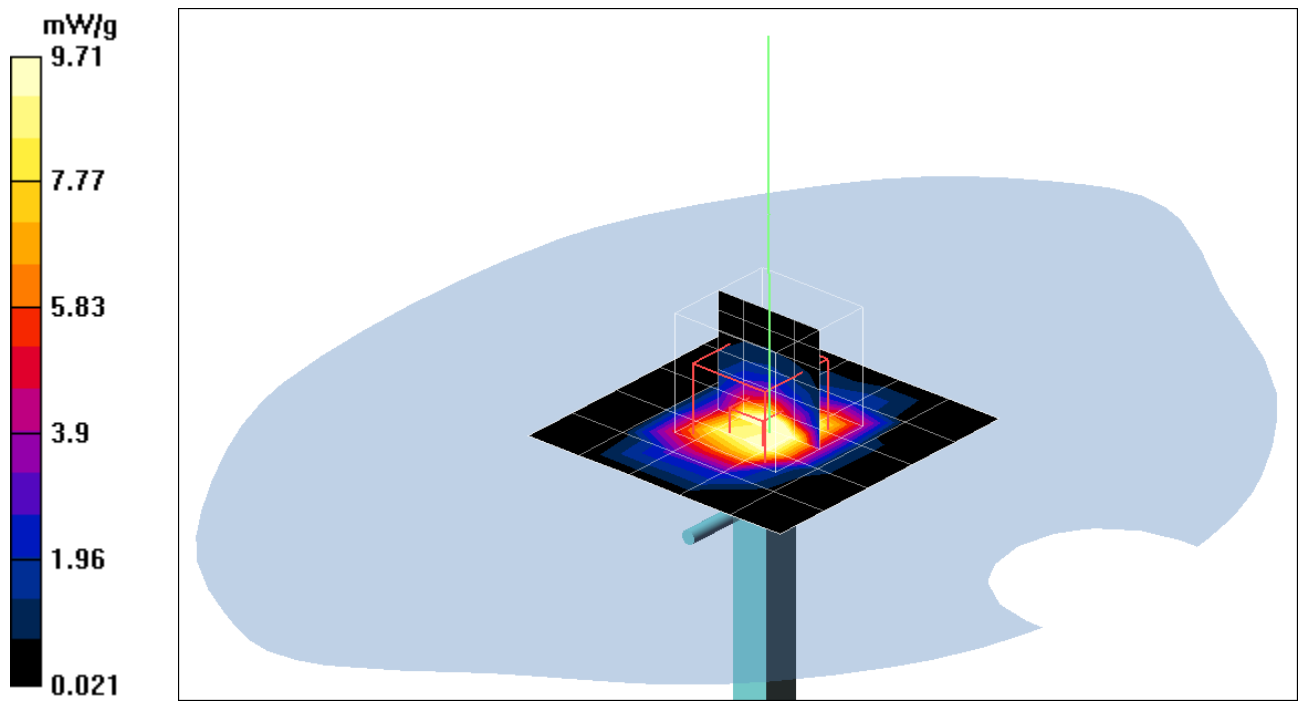
Peak SAR (extrapolated) = 31 W/kg

**SAR(1 g) = 13.7 mW/g; SAR(10 g) = 5.95 mW/g**

Maximum value of SAR (measured) = 15.4 mW/g

**Pin=250mW,d=10mm/Z Scan (1x1x21):** Measurement grid: dx=20mm, dy=20mm, dz=5mm

Maximum value of SAR (measured) = 21.9 mW/g



Test Laboratory: Compliance Certification Services Inc.

## **D2450V2-SN 728-Body**

**DUT: Dipole 2450 MHz; Type: D2450V2; Serial: D2450V2 - SN:728**

Communication System: CW2450; Frequency: 2450 MHz; Duty Cycle: 1:1

Medium parameters used:  $f = 2450$  MHz;  $\sigma = 2.00$  mho/m;  $\epsilon = 50.2$ ;  $\rho = 1000$  kg/m<sup>3</sup>

Air Temperature: 24.2 deg C; Liquid Temperature: 23.3 deg C

Phantom section: Flat Section

DASY4 Configuration:

- Probe: EX3DV4 - SN3554; ConvF(6.14, 6.14, 6.14); Calibrated: 11/19/2004
- Sensor-Surface: 4mm (Mechanical Surface Detection) Sensor-Surface: 0mm (Fix Surface)
- Electronics: DAE3 Sn558; Calibrated: 8/24/2004
- Phantom: SAM 34; Type: SAM V4.0; Serial: TP-1150
- Measurement SW: DASY4, V4.4 Build 3; Postprocessing SW: SEMCAD, V1.8 Build 130

**Pin=250mW, d=10mm/Area Scan (6x6x1):** Measurement grid: dx=15mm, dy=15mm

Maximum value of SAR (measured) = 9.81 mW/g

**Pin=250mW, d=10mm/Z Scan (1x1x21):** Measurement grid: dx=20mm, dy=20mm, dz=5mm

Maximum value of SAR (measured) = 22.8 mW/g

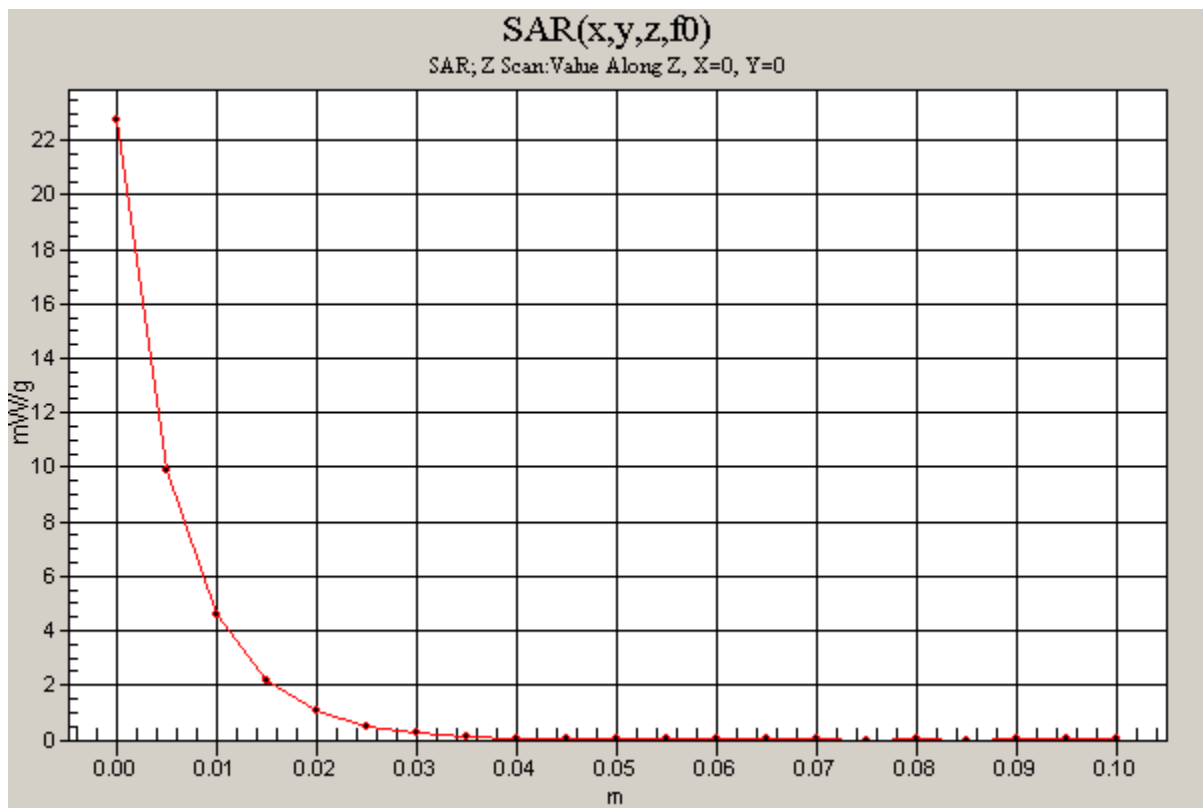
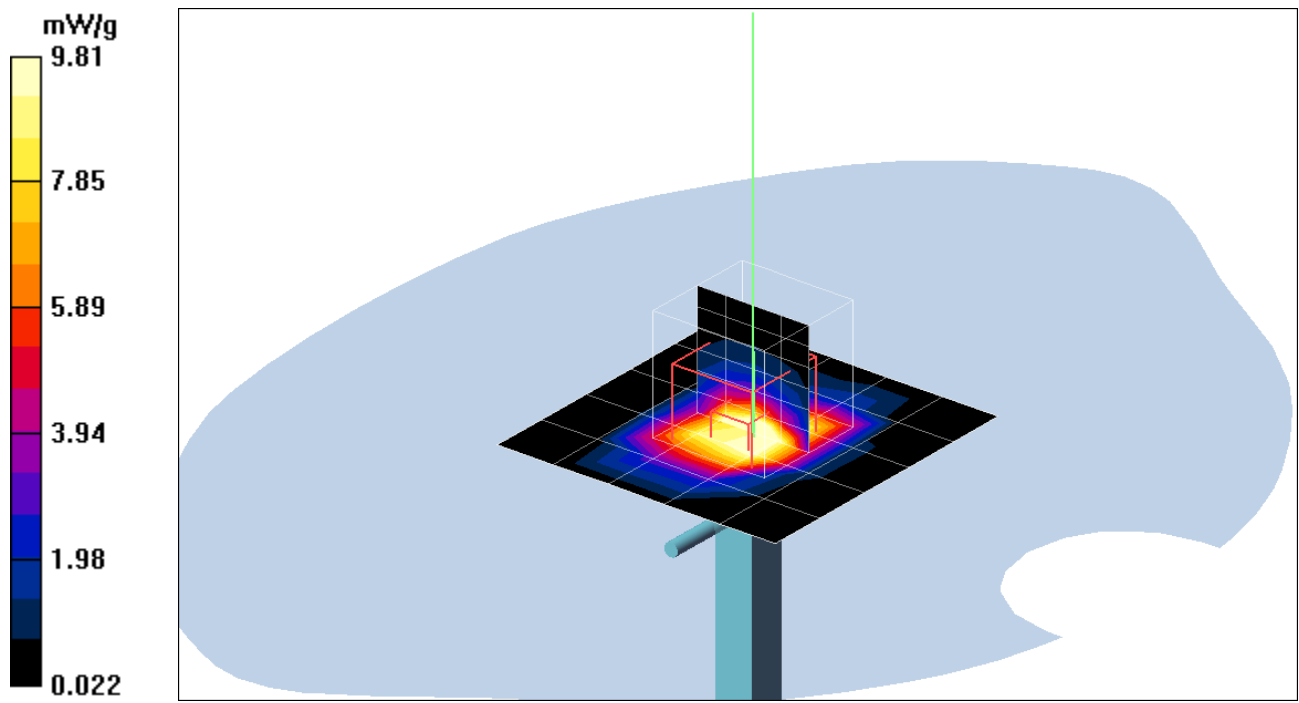
**Pin=250mW, d=10mm/Zoom Scan (5x5x7)/Cube 0:** Measurement grid: dx=7.5mm, dy=7.5mm, dz=5mm

Reference Value = 86.9 V/m; Power Drift = 0.1 dB

Peak SAR (extrapolated) = 31.6 W/kg

**SAR(1 g) = 13.9 mW/g; SAR(10 g) = 6.05 mW/g**

Maximum value of SAR (measured) = 15.6 mW/g



Test Laboratory: Compliance Certification Services Inc.

## **D2450V2-SN 728-Body**

**DUT: Dipole 2450 MHz; Type: D2450V2; Serial: D2450V2 - SN:728**

Communication System: CW2450; Frequency: 2450 MHz; Duty Cycle: 1:1

Medium parameters used:  $f = 2450$  MHz;  $\sigma = 2.03$  mho/m;  $\epsilon_r = 50.3$ ;  $\rho = 1000$  kg/m<sup>3</sup>

Air Temperature: 23.6 deg C; Liquid Temperature: 22.4 deg C

Phantom section: Flat Section

DASY4 Configuration:

- Probe: EX3DV4 - SN3554; ConvF(6.14, 6.14, 6.14); Calibrated: 11/19/2004
- Sensor-Surface: 4mm (Mechanical Surface Detection) Sensor-Surface: 0mm (Fix Surface)
- Electronics: DAE3 Sn558; Calibrated: 8/24/2004
- Phantom: SAM 34; Type: SAM V4.0; Serial: TP-1150
- Measurement SW: DASY4, V4.4 Build 3; Postprocessing SW: SEMCAD, V1.8 Build 130

**Pin=250mW,d=10mm/Area Scan (6x6x1):** Measurement grid: dx=15mm, dy=15mm

Maximum value of SAR (measured) = 9.95 mW/g

**Pin=250mW,d=10mm/Z Scan (1x1x21):** Measurement grid: dx=20mm, dy=20mm, dz=5mm

Maximum value of SAR (measured) = 23.1 mW/g

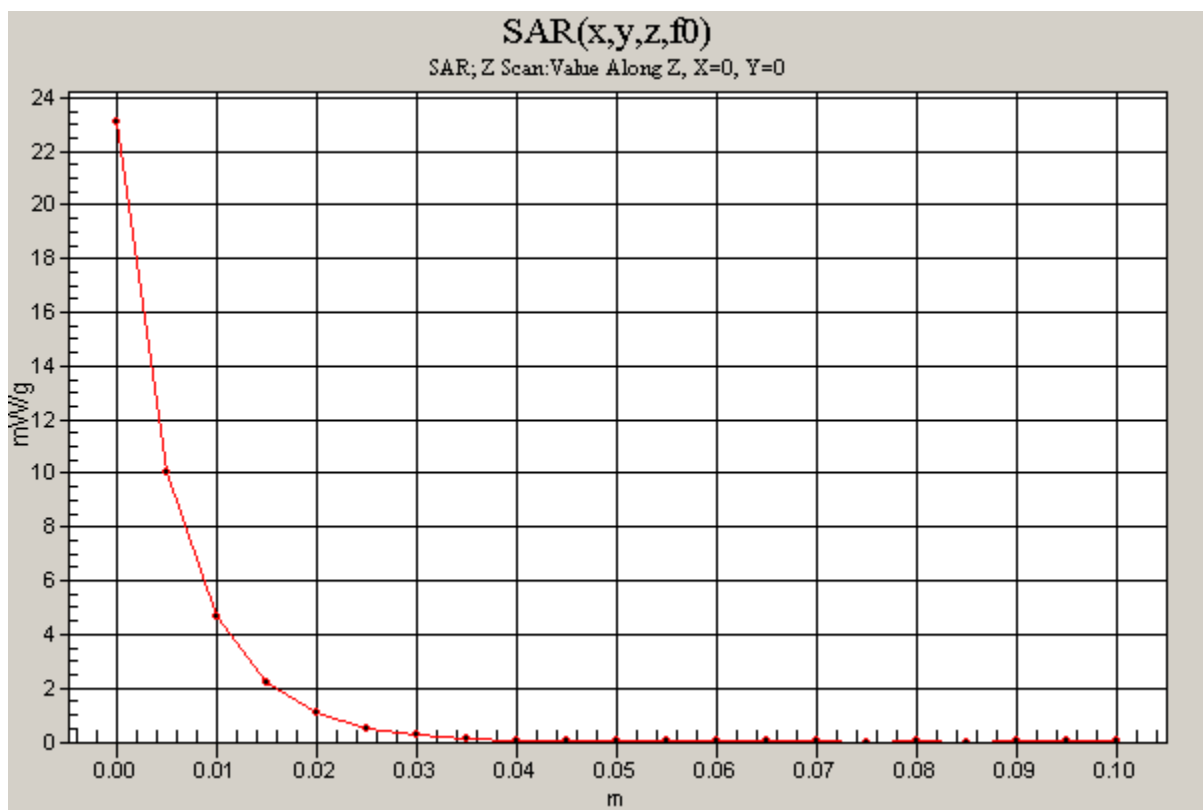
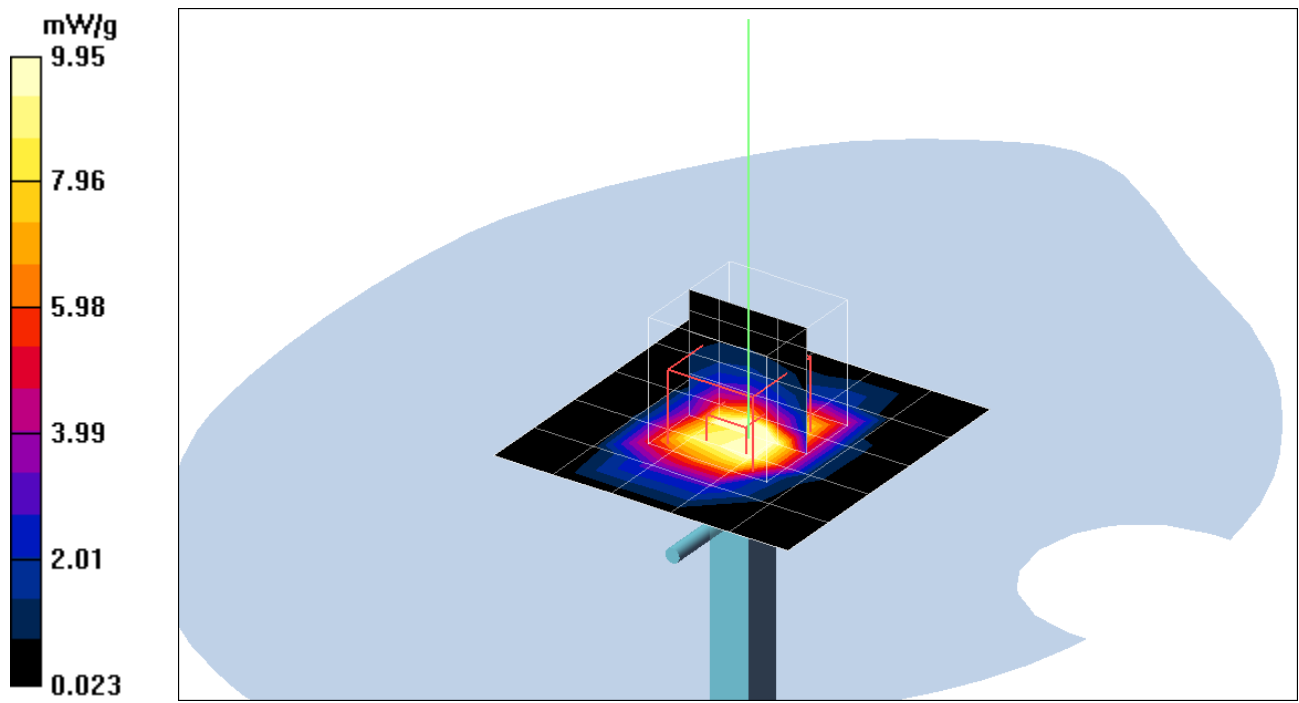
**Pin=250mW,d=10mm/Zoom Scan (5x5x7)/Cube 0:** Measurement grid: dx=7.5mm, dy=7.5mm, dz=5mm

Reference Value = 88.9 V/m; Power Drift = 0.1 dB

Peak SAR (extrapolated) = 32.1 W/kg

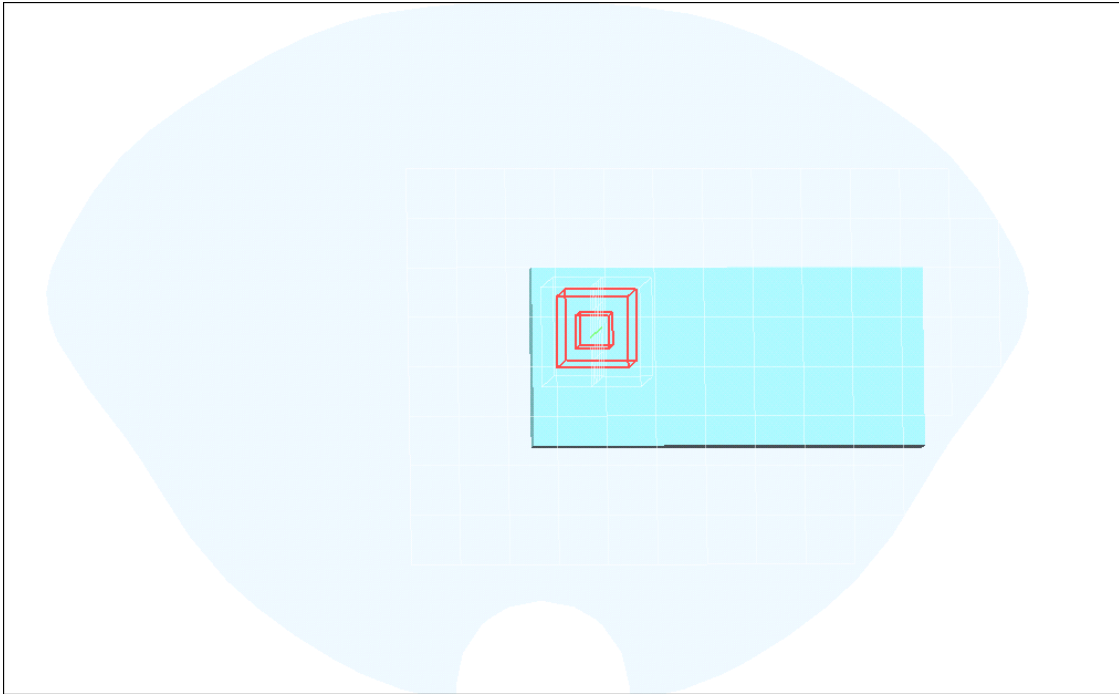
**SAR(1 g) = 14.0 mW/g; SAR(10 g) = 6.14 mW/g**

Maximum value of SAR (measured) = 15.9 mW/g



Test Laboratory: Compliance Certification Services Inc.

# Body



Test Laboratory: Compliance Certification Services Inc.

### 802.11b Touch mode Parallel Phantom(Acer)

**DUT: 802.11g WLAN Cardbus Adapter; Type: DWL-G680; Serial: N/A**

Communication System: IEEE 802.11b WLAN; Frequency: 2437 MHz; Duty Cycle: 1:1

Medium parameters used:  $f = 2437$  MHz;  $\sigma = 1.98$  mho/m;  $\epsilon_r = 50.7$ ;  $\rho = 1000$  kg/m<sup>3</sup>

Air Temperature: 24.0 deg C; Liquid Temperature: 23.1 deg C

Area scan setting: Find secondary maxima within 2 dB, and with a peak SAR value greater than 0.01 mW/g

Zoom scan setting: Maximum number of cubes to measure is 2

Phantom section: Flat Section

DASY4 Configuration:

- Probe: EX3DV4 - SN3554; ConvF(6.14, 6.14, 6.14); Calibrated: 11/19/2004
- Sensor-Surface: 4mm (Mechanical Surface Detection)
- Electronics: DAE3 Sn558; Calibrated: 8/24/2004
- Phantom: SAM 34; Type: SAM V4.0; Serial: TP-1150
- Measurement SW: DASY4, V4.4 Build 3; Postprocessing SW: SEMCAD, V1.8 Build 130

**Ant-A Middle CH Rate=11M bit/Area Scan (9x13x1):** Measurement grid: dx=15mm, dy=15mm

Maximum value of SAR (measured) = 0.068 mW/g

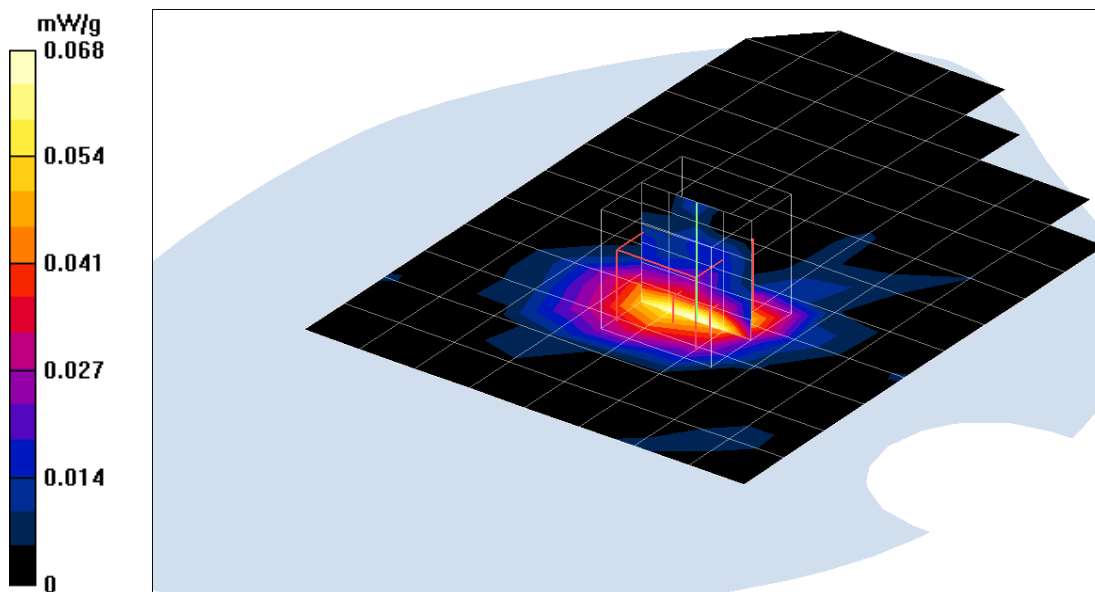
**Ant-A Middle CH Rate=11M bit/Zoom Scan (5x5x7)/Cube 0:** Measurement grid: dx=7.5mm, dy=7.5mm, dz=5mm

Reference Value = 3.28 V/m; Power Drift = 0.1 dB

Peak SAR (extrapolated) = 1.15 W/kg

**SAR(1 g) = 0.067 mW/g; SAR(10 g) = 0.032 mW/g**

Maximum value of SAR (measured) = 0.075 mW/g



Test Laboratory: Compliance Certification Services Inc.

### 802.11b Touch mode Parallel Phantom(Acer)

**DUT: 802.11g WLAN Cardbus Adapter; Type: DWL-G680; Serial: N/A**

Communication System: IEEE 802.11b WLAN; Frequency: 2412 MHz; Duty Cycle: 1:1

Medium parameters used:  $f = 2412$  MHz;  $\sigma = 1.98$  mho/m;  $\epsilon_r = 50.7$ ;  $\rho = 1000$  kg/m<sup>3</sup>

Air Temperature: 24.0 deg C; Liquid Temperature: 23.1 deg C

Area scan setting: Find secondary maxima within 2 dB, and with a peak SAR value greater than 0.1 mW/g

Zoom scan setting: Maximum number of cubes to measure is 2

Phantom section: Flat Section

DASY4 Configuration:

- Probe: EX3DV4 - SN3554; ConvF(6.14, 6.14, 6.14); Calibrated: 11/19/2004
- Sensor-Surface: 4mm (Mechanical Surface Detection)
- Electronics: DAE3 Sn558; Calibrated: 8/24/2004
- Phantom: SAM 34; Type: SAM V4.0; Serial: TP-1150
- Measurement SW: DASY4, V4.4 Build 3; Postprocessing SW: SEMCAD, V1.8 Build 130

**Ant-B Low CH Rate=11M bit/Area Scan (9x13x1):** Measurement grid: dx=15mm, dy=15mm

Maximum value of SAR (measured) = 1.13 mW/g

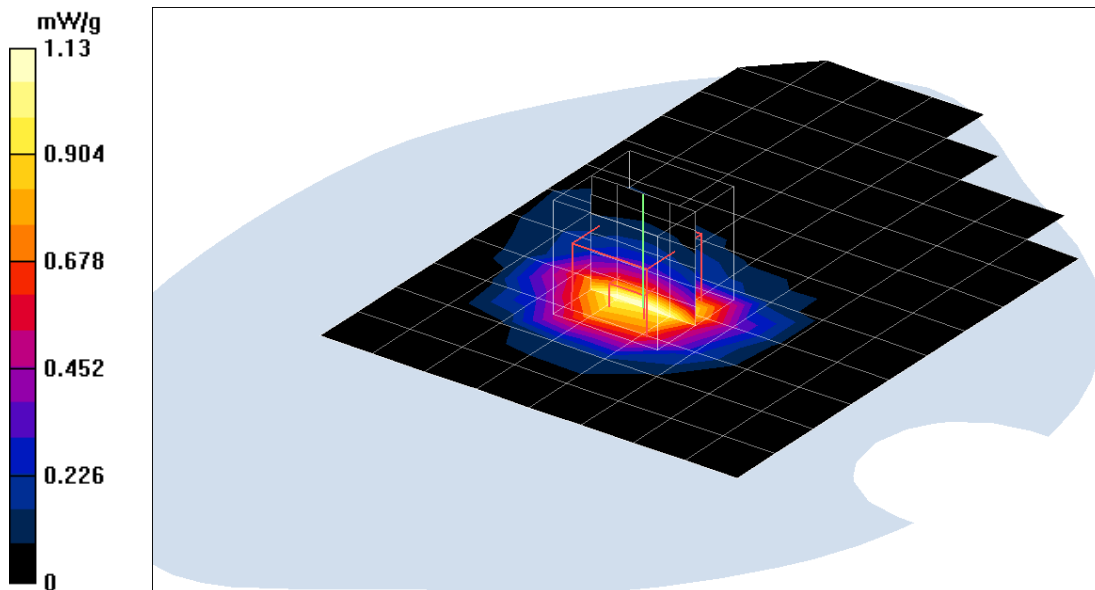
**Ant-B Low CH Rate=11M bit/Zoom Scan (5x5x7)/Cube 0:** Measurement grid: dx=7.5mm, dy=7.5mm, dz=5mm

Reference Value = 15.5 V/m; Power Drift = -0.2 dB

Peak SAR (extrapolated) = 2.06 W/kg

**SAR(1 g) = 1.120 mW/g; SAR(10 g) = 0.578 mW/g**

Maximum value of SAR (measured) = 1.23 mW/g



Test Laboratory: Compliance Certification Services Inc.

### 802.11b Touch mode Parallel Phantom(Acer)

**DUT: 802.11g WLAN Cardbus Adapter; Type: DWL-G680; Serial: N/A**

Communication System: IEEE 802.11b WLAN; Frequency: 2437 MHz;Duty Cycle: 1:1

Medium parameters used:  $f = 2437$  MHz;  $\sigma = 1.98$  mho/m;  $\epsilon_r = 50.7$ ;  $\rho = 1000$  kg/m<sup>3</sup>

Air Temperature:24.0 deg C;Liquid Temperature:23.1 deg C

Area scan setting: Find secondary maxima within 2 dB, and with a peak SAR value greater than 0.1 mW/g

Zoom scan setting: Maximum number of cubes to measure is 2

Phantom section: Flat Section

DASY4 Configuration:

- Probe: EX3DV4 - SN3554; ConvF(6.14, 6.14, 6.14); Calibrated: 11/19/2004
- Sensor-Surface: 4mm (Mechanical Surface Detection)
- Electronics: DAE3 Sn558; Calibrated: 8/24/2004
- Phantom: SAM 34; Type: SAM V4.0; Serial: TP-1150
- Measurement SW: DASY4, V4.4 Build 3; Postprocessing SW: SEMCAD, V1.8 Build 130

**Ant-B Middle CH Rate=11M bit/Area Scan (9x13x1):** Measurement grid: dx=15mm, dy=15mm

Maximum value of SAR (measured) = 1.49 mW/g

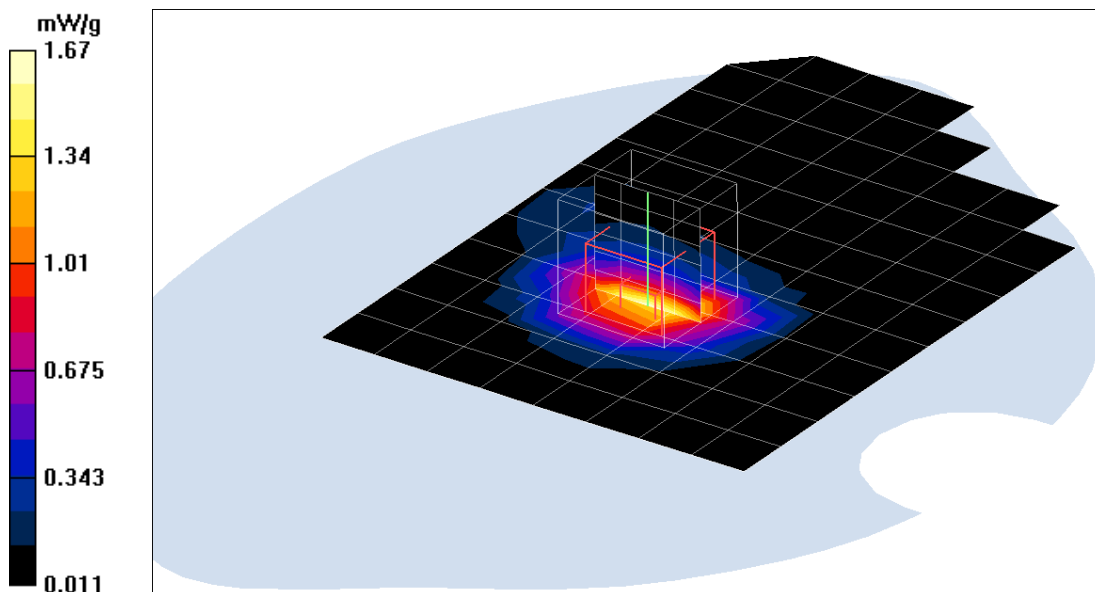
**Ant-B Middle CH Rate=11M bit/Zoom Scan (5x5x7)/Cube 0:** Measurement grid: dx=7.5mm, dy=7.5mm, dz=5mm

Reference Value = 17.4 V/m; Power Drift = 0.0 dB

Peak SAR (extrapolated) = 2.79 W/kg

**SAR(1 g) = 1.510 mW/g; SAR(10 g) = 0.778 mW/g**

Maximum value of SAR (measured) = 1.67 mW/g



Test Laboratory: Compliance Certification Services Inc.

### 802.11b Touch mode Parallel Phantom(Acer)

**DUT: 802.11g WLAN Cardbus Adapter; Type: DWL-G680; Serial: N/A**

Communication System: IEEE 802.11b WLAN; Frequency: 2462 MHz;Duty Cycle: 1:1

Medium parameters used:  $f = 2462$  MHz;  $\sigma = 1.98$  mho/m;  $\epsilon_r = 50.7$ ;  $\rho = 1000$  kg/m<sup>3</sup>

Air Temperature:24.0 deg C;Liquid Temperature:23.1 deg C

Area scan setting: Find secondary maxima within 2 dB, and with a peak SAR value greater than 0.1 mW/g

Zoom scan setting: Maximum number of cubes to measure is 2

Phantom section: Flat Section

DASY4 Configuration:

- Probe: EX3DV4 - SN3554; ConvF(6.14, 6.14, 6.14); Calibrated: 11/19/2004
- Sensor-Surface: 4mm (Mechanical Surface Detection)
- Electronics: DAE3 Sn558; Calibrated: 8/24/2004
- Phantom: SAM 34; Type: SAM V4.0; Serial: TP-1150
- Measurement SW: DASY4, V4.4 Build 3; Postprocessing SW: SEMCAD, V1.8 Build 130

**Ant-B High CH Rate=11M bit/Area Scan (9x13x1):** Measurement grid: dx=15mm, dy=15mm

Maximum value of SAR (measured) = 0.894 mW/g

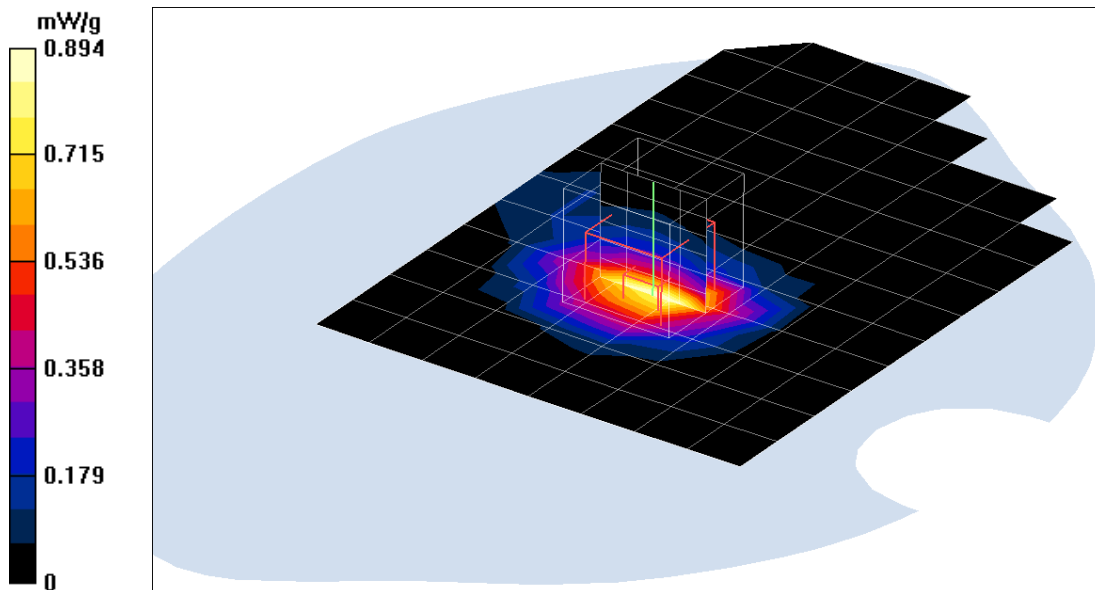
**Ant-B High CH Rate=11M bit/Zoom Scan (5x5x7)/Cube 0:** Measurement grid: dx=7.5mm, dy=7.5mm, dz=5mm

Reference Value = 11.9 V/m; Power Drift = 0.0 dB

Peak SAR (extrapolated) = 1.67 W/kg

**SAR(1 g) = 0.863 mW/g; SAR(10 g) = 0.441 mW/g**

Maximum value of SAR (measured) = 0.944 mW/g



Test Laboratory: Compliance Certification Services Inc.

### 802.11g Touch mode Parallel Phantom(Acer)

**DUT: 802.11g WLAN Cardbus Adapter; Type: DWL-G680; Serial: N/A**

Communication System: IEEE 802.11g WLAN; Frequency: 2437 MHz; Duty Cycle: 1:1

Medium parameters used:  $f = 2437$  MHz;  $\sigma = 1.98$  mho/m;  $\epsilon_r = 50.7$ ;  $\rho = 1000$  kg/m<sup>3</sup>

Air Temperature: 24.0 deg C; Liquid Temperature: 23.1 deg C

Area scan setting: Find secondary maxima within 2 dB, and with a peak SAR value greater than 0.01 mW/g

Zoom scan setting: Maximum number of cubes to measure is 2

Phantom section: Flat Section

DASY4 Configuration:

- Probe: EX3DV4 - SN3554; ConvF(6.14, 6.14, 6.14); Calibrated: 11/19/2004
- Sensor-Surface: 4mm (Mechanical Surface Detection)
- Electronics: DAE3 Sn558; Calibrated: 8/24/2004
- Phantom: SAM 34; Type: SAM V4.0; Serial: TP-1150
- Measurement SW: DASY4, V4.4 Build 3; Postprocessing SW: SEMCAD, V1.8 Build 130

**Ant-A Middle CH Rate=6M bit/Area Scan (8x13x1):** Measurement grid: dx=15mm, dy=15mm

Maximum value of SAR (measured) = 0.049 mW/g

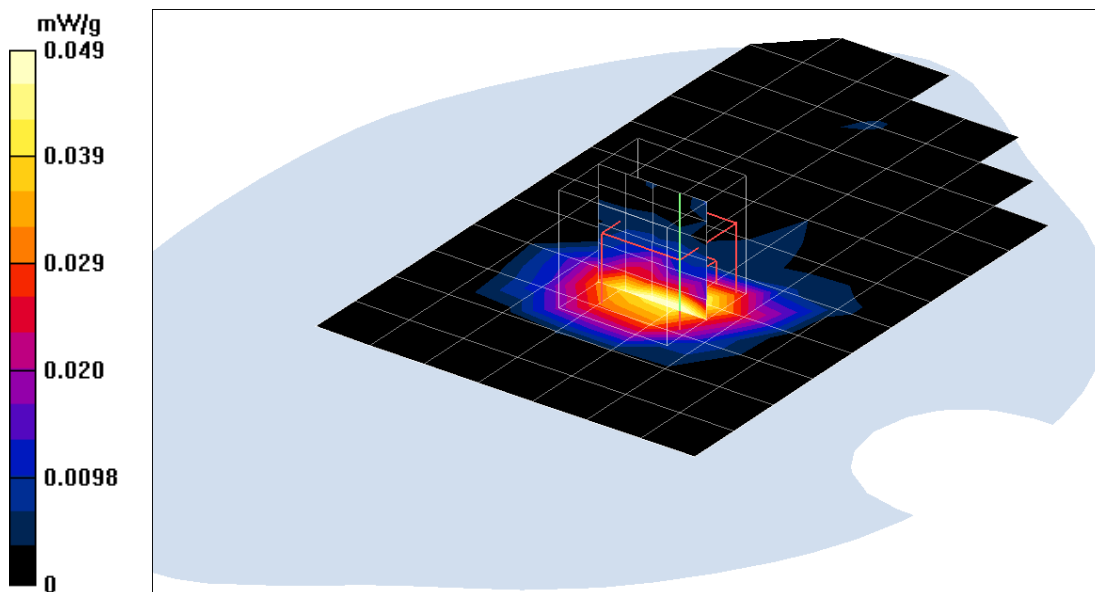
**Ant-A Middle CH Rate=6M bit/Zoom Scan (5x5x7)/Cube 0:** Measurement grid: dx=7.5mm, dy=7.5mm, dz=5mm

Reference Value = 3.01 V/m; Power Drift = 0.2 dB

Peak SAR (extrapolated) = 1.5 W/kg

**SAR(1 g) = 0.058 mW/g; SAR(10 g) = 0.025 mW/g**

Maximum value of SAR (measured) = 0.055 mW/g



Test Laboratory: Compliance Certification Services Inc.

## 802.11g Touch mode Parallel Phantom(Acer)

**DUT: 802.11g WLAN Cardbus Adapter; Type: DWL-G680; Serial: N/A**

Communication System: IEEE 802.11g WLAN; Frequency: 2412 MHz; Duty Cycle: 1:1

Medium parameters used:  $f = 2412$  MHz;  $\sigma = 1.98$  mho/m;  $\epsilon_r = 50.7$ ;  $\rho = 1000$  kg/m<sup>3</sup>

Air Temperature: 24.0 deg C; Liquid Temperature: 23.1 deg C

Area scan setting: Find secondary maxima within 2 dB, and with a peak SAR value greater than 0.1 mW/g

Zoom scan setting: Maximum number of cubes to measure is 2

Phantom section: Flat Section

DASY4 Configuration:

- Probe: EX3DV4 - SN3554; ConvF(6.14, 6.14, 6.14); Calibrated: 11/19/2004
- Sensor-Surface: 4mm (Mechanical Surface Detection)
- Electronics: DAE3 Sn558; Calibrated: 8/24/2004
- Phantom: SAM 34; Type: SAM V4.0; Serial: TP-1150
- Measurement SW: DASY4, V4.4 Build 3; Postprocessing SW: SEMCAD, V1.8 Build 130

**Ant-B Low CH Rate=6M bit/Area Scan (9x13x1):** Measurement grid: dx=15mm, dy=15mm

Maximum value of SAR (measured) = 1.25 mW/g

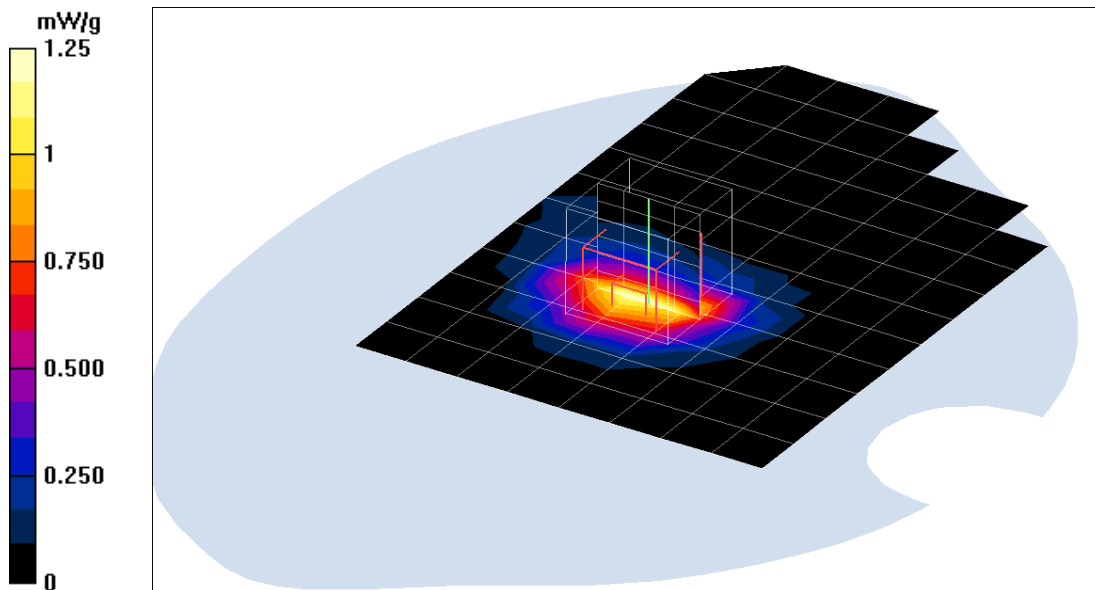
**Ant-B Low CH Rate=6M bit/Zoom Scan (5x5x7)/Cube 0:** Measurement grid: dx=7.5mm, dy=7.5mm, dz=5mm

Reference Value = 14.7 V/m; Power Drift = -0.1 dB

Peak SAR (extrapolated) = 2.28 W/kg

**SAR(1 g) = 1.190 mW/g; SAR(10 g) = 0.614 mW/g**

Maximum value of SAR (measured) = 1.29 mW/g



Test Laboratory: Compliance Certification Services Inc.

### 802.11g Touch mode Parallel Phantom(Acer)

**DUT: 802.11g WLAN Cardbus Adapter; Type: DWL-G680; Serial: N/A**

Communication System: IEEE 802.11g WLAN; Frequency: 2437 MHz;Duty Cycle: 1:1

Medium parameters used:  $f = 2437$  MHz;  $\sigma = 1.98$  mho/m;  $\epsilon_r = 50.7$ ;  $\rho = 1000$  kg/m<sup>3</sup>

Air Temperature:24.0 deg C;Liquid Temperature:23.1 deg C

Area scan setting: Find secondary maxima within 2 dB, and with a peak SAR value greater than 0.1 mW/g

Zoom scan setting: Maximum number of cubes to measure is 2

Phantom section: Flat Section

DASY4 Configuration:

- Probe: EX3DV4 - SN3554; ConvF(6.14, 6.14, 6.14); Calibrated: 11/19/2004
- Sensor-Surface: 4mm (Mechanical Surface Detection)
- Electronics: DAE3 Sn558; Calibrated: 8/24/2004
- Phantom: SAM 34; Type: SAM V4.0; Serial: TP-1150
- Measurement SW: DASY4, V4.4 Build 3; Postprocessing SW: SEMCAD, V1.8 Build 130

**Ant-B Middle CH Rate=6M bit/Area Scan (9x13x1):** Measurement grid: dx=15mm, dy=15mm

Maximum value of SAR (measured) = 1.44 mW/g

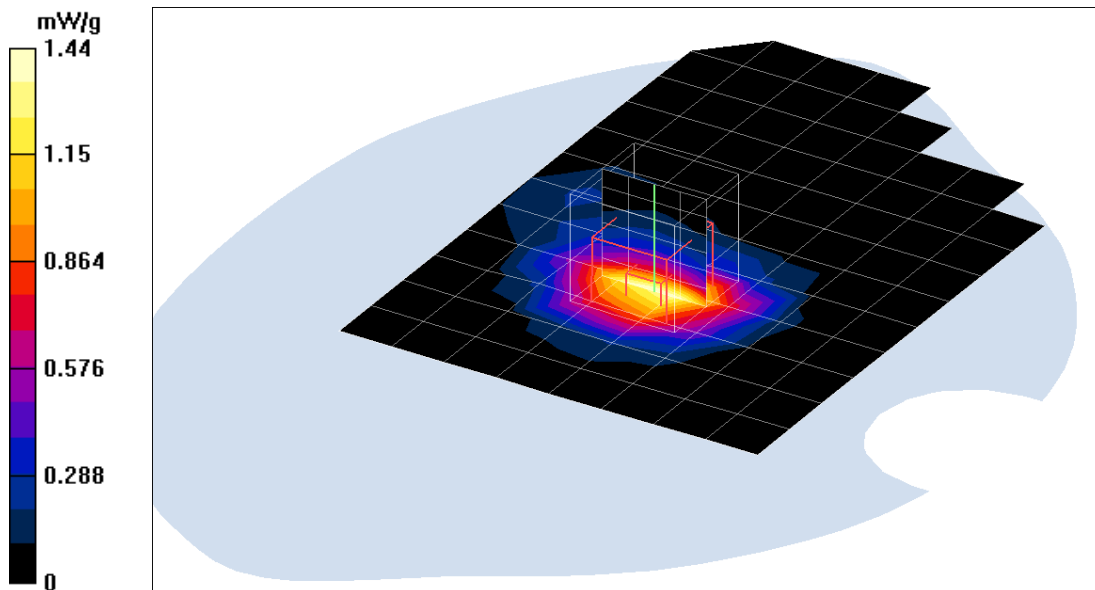
**Ant-B Middle CH Rate=6M bit/Zoom Scan (5x5x7)/Cube 0:** Measurement grid: dx=7.5mm, dy=7.5mm, dz=5mm

Reference Value = 17 V/m; Power Drift = 0.0 dB

Peak SAR (extrapolated) = 2.59 W/kg

**SAR(1 g) = 1.380 mW/g; SAR(10 g) = 0.722 mW/g**

Maximum value of SAR (measured) = 1.52 mW/g



Test Laboratory: Compliance Certification Services Inc.

### 802.11g Touch mode Parallel Phantom(Acer)

**DUT: 802.11g WLAN Cardbus Adapter; Type: DWL-G680; Serial: N/A**

Communication System: IEEE 802.11g WLAN; Frequency: 2462 MHz; Duty Cycle: 1:1

Medium parameters used:  $f = 2462$  MHz;  $\sigma = 1.98$  mho/m;  $\epsilon_r = 50.7$ ;  $\rho = 1000$  kg/m<sup>3</sup>

Air Temperature: 24.0 deg C; Liquid Temperature: 23.1 deg C

Area scan setting: Find secondary maxima within 2 dB, and with a peak SAR value greater than 0.1 mW/g

Zoom scan setting: Maximum number of cubes to measure is 2

Phantom section: Flat Section

DASY4 Configuration:

- Probe: EX3DV4 - SN3554; ConvF(6.14, 6.14, 6.14); Calibrated: 11/19/2004
- Sensor-Surface: 4mm (Mechanical Surface Detection)
- Electronics: DAE3 Sn558; Calibrated: 8/24/2004
- Phantom: SAM 34; Type: SAM V4.0; Serial: TP-1150
- Measurement SW: DASY4, V4.4 Build 3; Postprocessing SW: SEMCAD, V1.8 Build 130

**Ant-B High CH Rate=6M bit/Area Scan (9x13x1):** Measurement grid: dx=15mm, dy=15mm

Maximum value of SAR (measured) = 0.775 mW/g

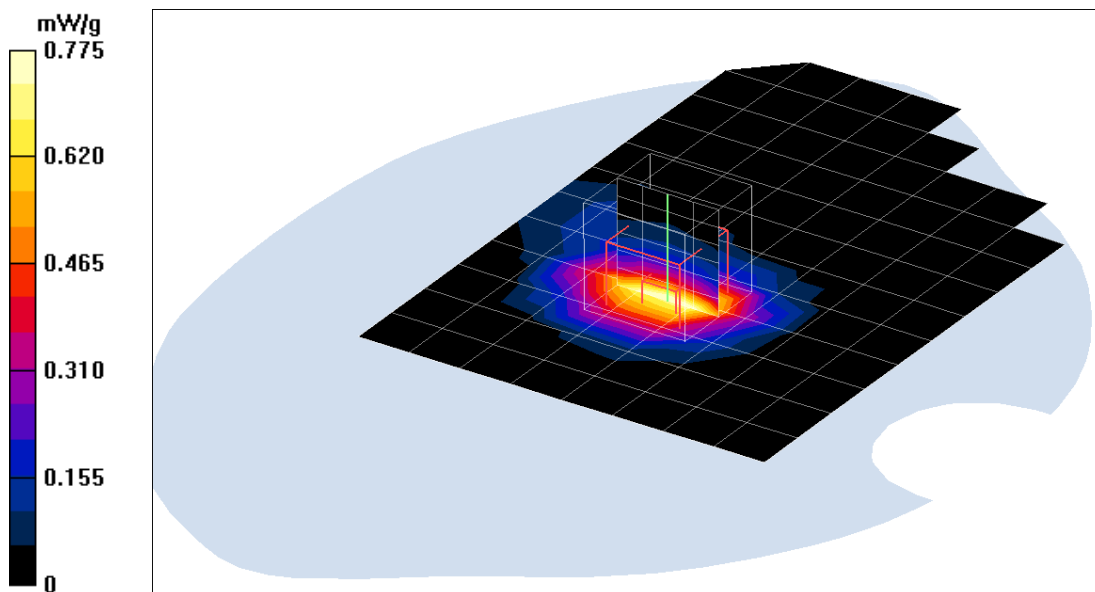
**Ant-B High CH Rate=6M bit/Zoom Scan (5x5x7)/Cube 0:** Measurement grid: dx=7.5mm, dy=7.5mm, dz=5mm

Reference Value = 11 V/m; Power Drift = 0.2 dB

Peak SAR (extrapolated) = 1.49 W/kg

**SAR(1 g) = 0.780 mW/g; SAR(10 g) = 0.395 mW/g**

Maximum value of SAR (measured) = 0.862 mW/g



Test Laboratory: Compliance Certification Services Inc.

### 802.11g TURBO Touch mode Parallel Phantom(Acer)

**DUT: 802.11g WLAN Cardbus Adapter; Type: DWL-G680; Serial: N/A**

Communication System: IEEE 802.11g WLAN; Frequency: 2437 MHz; Duty Cycle: 1:1

Medium parameters used:  $f = 2437$  MHz;  $\sigma = 1.98$  mho/m;  $\epsilon_r = 50.7$ ;  $\rho = 1000$  kg/m<sup>3</sup>

Air Temperature: 24.0 deg C; Liquid Temperature: 23.1 deg C

Area scan setting: Find secondary maxima within 2 dB, and with a peak SAR value greater than 0.01 mW/g

Zoom scan setting: Maximum number of cubes to measure is 2

Phantom section: Flat Section

DASY4 Configuration:

- Probe: EX3DV4 - SN3554; ConvF(6.14, 6.14, 6.14); Calibrated: 11/19/2004
- Sensor-Surface: 4mm (Mechanical Surface Detection)
- Electronics: DAE3 Sn558; Calibrated: 8/24/2004
- Phantom: SAM 34; Type: SAM V4.0; Serial: TP-1150
- Measurement SW: DASY4, V4.4 Build 3; Postprocessing SW: SEMCAD, V1.8 Build 130

**Ant-A Middle CH Rate=12M bit/Area Scan (8x13x1):** Measurement grid: dx=15mm, dy=15mm

Maximum value of SAR (measured) = 0.069 mW/g

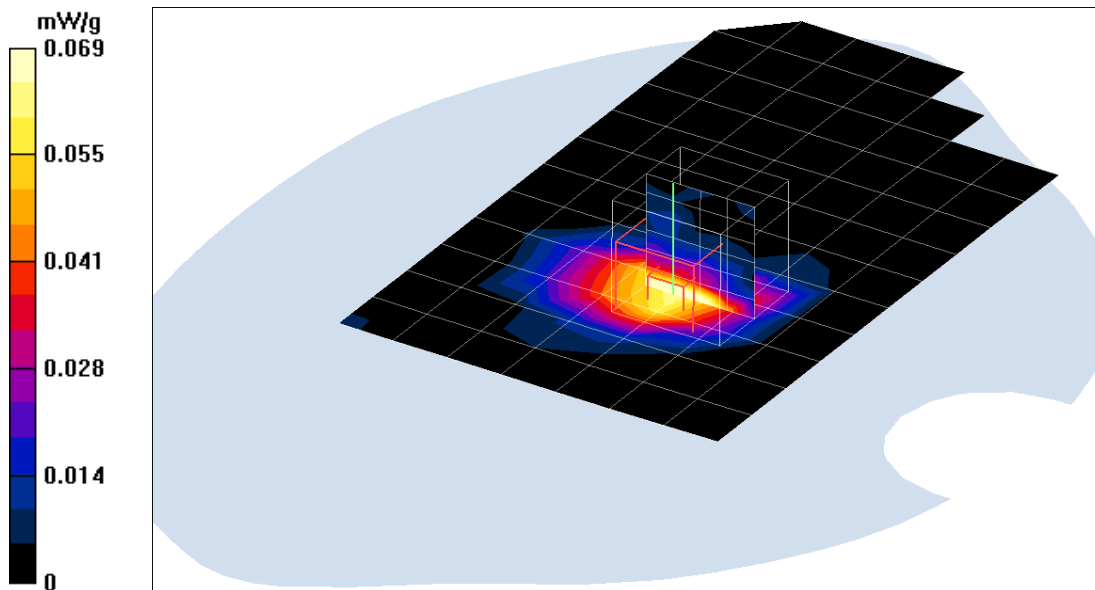
**Ant-A Middle CH Rate=12M bit/Zoom Scan (5x5x7)/Cube 0:** Measurement grid: dx=7.5mm, dy=7.5mm, dz=5mm

Reference Value = 4.36 V/m; Power Drift = -0.1 dB

Peak SAR (extrapolated) = 0.281 W/kg

**SAR(1 g) = 0.076 mW/g; SAR(10 g) = 0.035 mW/g**

Maximum value of SAR (measured) = 0.087 mW/g



Test Laboratory: Compliance Certification Services Inc.

## **802.11g TURBO Touch mode Parallel Phantom(Acer)**

**DUT: 802.11g WLAN Cardbus Adapter; Type: DWL-G680; Serial: N/A**

Communication System: IEEE 802.11g WLAN; Frequency: 2437 MHz; Duty Cycle: 1:1

Medium parameters used:  $f = 2437$  MHz;  $\sigma = 1.98$  mho/m;  $\epsilon_r = 50.7$ ;  $\rho = 1000$  kg/m<sup>3</sup>

Air Temperature: 24.0 deg C; Liquid Temperature: 23.1 deg C

Area scan setting: Find secondary maxima within 2 dB,

and with a peak SAR value greater than 0.1 mW/g

Zoom scan setting: Maximum number of cubes to measure is 2

Phantom section: Flat Section

DASY4 Configuration:

- Probe: EX3DV4 - SN3554; ConvF(6.14, 6.14, 6.14); Calibrated: 11/19/2004
- Sensor-Surface: 4mm (Mechanical Surface Detection) Sensor-Surface: 0mm (Fix Surface)
- Electronics: DAE3 Sn558; Calibrated: 8/24/2004
- Phantom: SAM 34; Type: SAM V4.0; Serial: TP-1150
- Measurement SW: DASY4, V4.4 Build 3; Postprocessing SW: SEMCAD, V1.8 Build 130

**Ant-B Middle CH Rate=12M bit/Area Scan (9x13x1):** Measurement grid:

dx=15mm, dy=15mm

Maximum value of SAR (measured) = 1.49 mW/g

**Ant-B Middle CH Rate=12M bit/Z Scan (1x1x21):** Measurement grid:

dx=20mm, dy=20mm, dz=5mm

Maximum value of SAR (measured) = 2.25 mW/g

**Ant-B Middle CH Rate=12M bit/Zoom Scan (5x5x7)/Cube 0:** Measurement

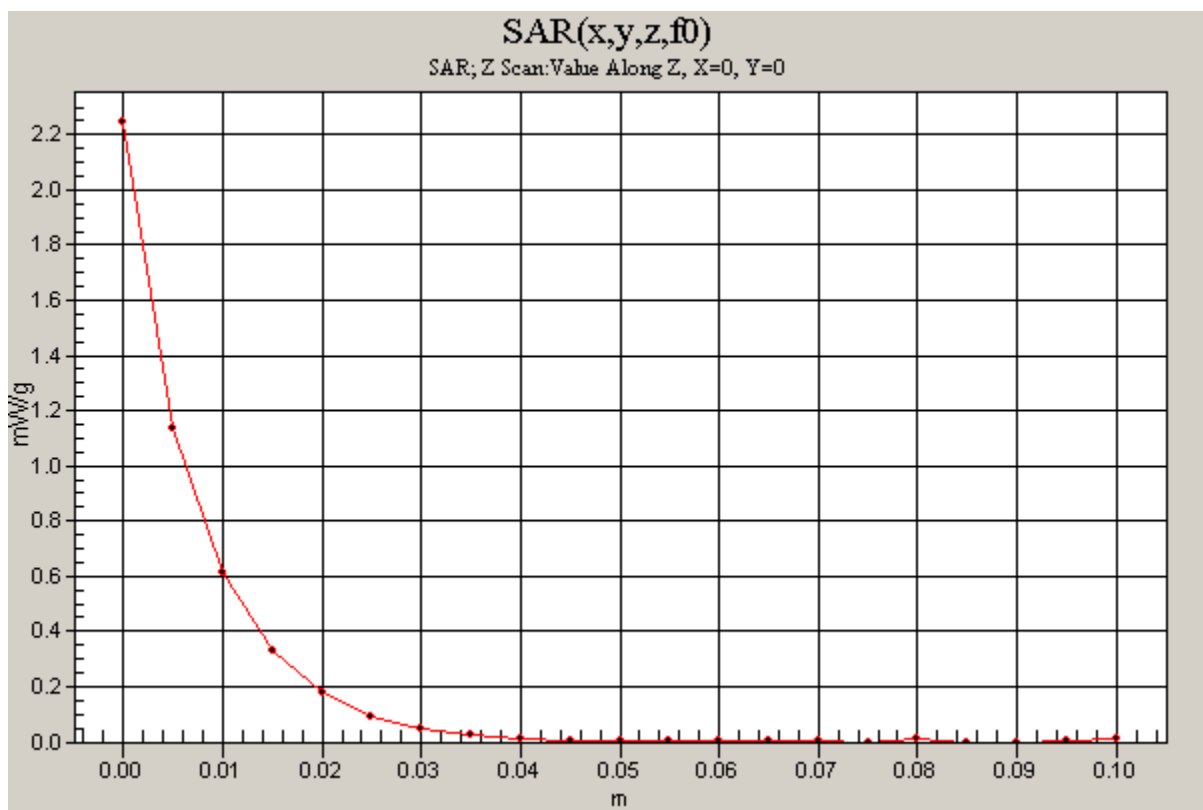
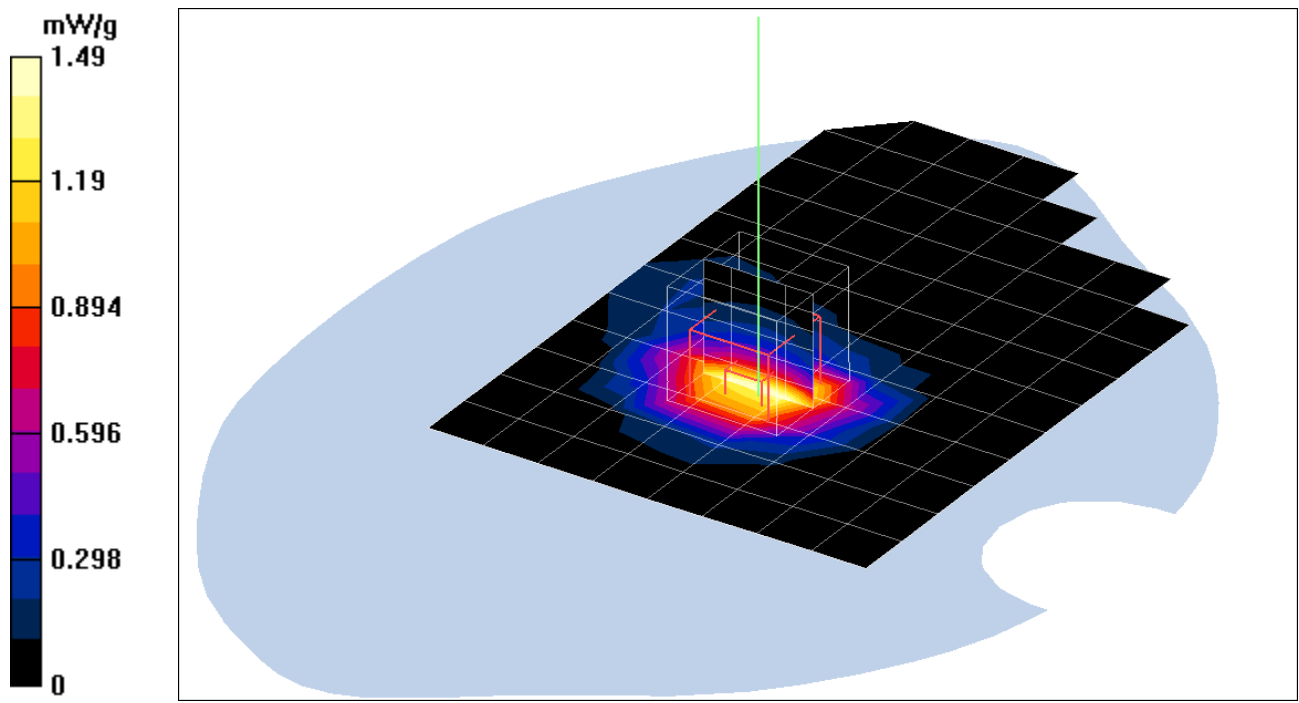
grid: dx=7.5mm, dy=7.5mm, dz=5mm

Reference Value = 18 V/m; Power Drift = 0.0 dB

Peak SAR (extrapolated) = 2.89 W/kg

**SAR(1 g) = 1.520 mW/g; SAR(10 g) = 0.786 mW/g**

Maximum value of SAR (measured) = 1.68 mW/g



Test Laboratory: Compliance Certification Services Inc.

### 802.11b Touch mode Parallel Phantom(Dell)

**DUT: 802.11g WLAN Cardbus Adapter; Type: DWL-G680; Serial: N/A**

Communication System: IEEE 802.11b WLAN; Frequency: 2412 MHz;Duty Cycle: 1:1

Medium parameters used:  $f = 2412$  MHz;  $\sigma = 2.00$  mho/m;  $\epsilon_r = 50.2$ ;  $\rho = 1000$  kg/m<sup>3</sup>

Air Temperature:24.2 deg C;Liquid Temperature:23.3 deg C

Area scan setting: Find secondary maxima within 2 dB, and with a peak SAR value greater than 0.1 mW/g

Zoom scan setting: Maximum number of cubes to measure is 2

Phantom section: Flat Section

DASY4 Configuration:

- Probe: EX3DV4 - SN3554; ConvF(6.14, 6.14, 6.14); Calibrated: 11/19/2004
- Sensor-Surface: 4mm (Mechanical Surface Detection)
- Electronics: DAE3 Sn558; Calibrated: 8/24/2004
- Phantom: SAM 34; Type: SAM V4.0; Serial: TP-1150
- Measurement SW: DASY4, V4.4 Build 3; Postprocessing SW: SEMCAD, V1.8 Build 130

**Ant-B Low CH Rate=11M bit/Area Scan (9x13x1):** Measurement grid: dx=15mm, dy=15mm

Maximum value of SAR (measured) = 0.841 mW/g

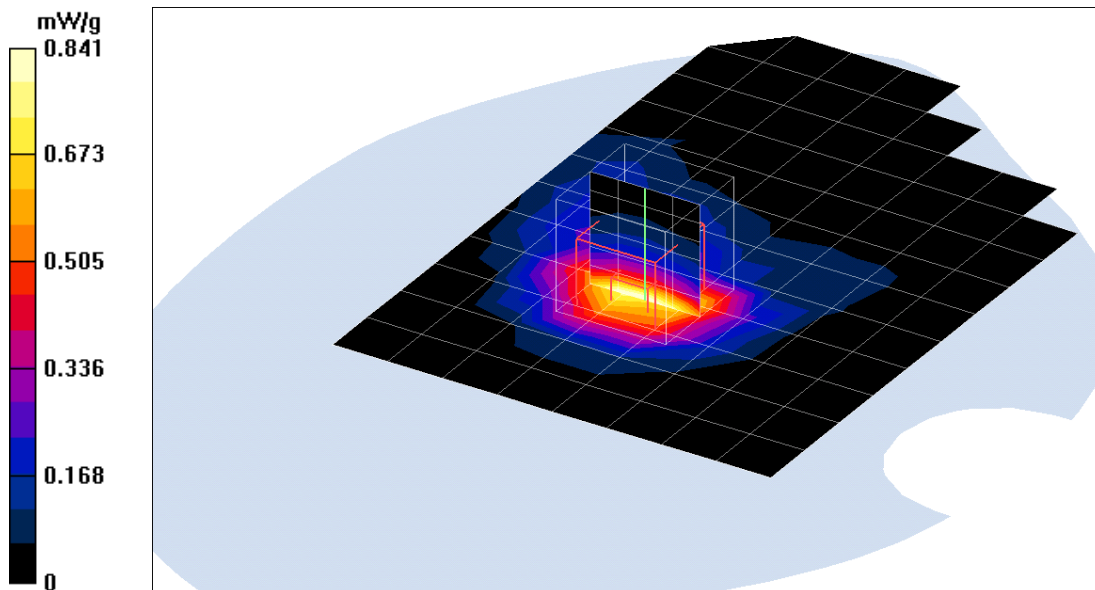
**Ant-B Low CH Rate=11M bit/Zoom Scan (5x5x7)/Cube 0:** Measurement grid: dx=7.5mm, dy=7.5mm, dz=5mm

Reference Value = 12.8 V/m; Power Drift = 0.0 dB

Peak SAR (extrapolated) = 1.54 W/kg

**SAR(1 g) = 0.811 mW/g; SAR(10 g) = 0.419 mW/g**

Maximum value of SAR (measured) = 0.888 mW/g



Test Laboratory: Compliance Certification Services Inc.

## 802.11b Touch mode Parallel Phantom(Dell)

**DUT: 802.11g WLAN Cardbus Adapter; Type: DWL-G680; Serial: N/A**

Communication System: IEEE 802.11b WLAN; Frequency: 2437 MHz; Duty Cycle: 1:1

Medium parameters used:  $f = 2437$  MHz;  $\sigma = 2.00$  mho/m;  $\epsilon_r = 50.2$ ;  $\rho = 1000$  kg/m<sup>3</sup>

Air Temperature: 24.2 deg C; Liquid Temperature: 23.3 deg C

Area scan setting: Find secondary maxima within 2 dB, and with a peak SAR value greater than 0.1 mW/g

Zoom scan setting: Maximum number of cubes to measure is 2

Phantom section: Flat Section

DASY4 Configuration:

- Probe: EX3DV4 - SN3554; ConvF(6.14, 6.14, 6.14); Calibrated: 11/19/2004
- Sensor-Surface: 4mm (Mechanical Surface Detection)
- Electronics: DAE3 Sn558; Calibrated: 8/24/2004
- Phantom: SAM 34; Type: SAM V4.0; Serial: TP-1150
- Measurement SW: DASY4, V4.4 Build 3; Postprocessing SW: SEMCAD, V1.8 Build 130

**Ant-B Middle CH Rate=11M bit/Area Scan (9x13x1):** Measurement grid: dx=15mm, dy=15mm

Maximum value of SAR (measured) = 1.01 mW/g

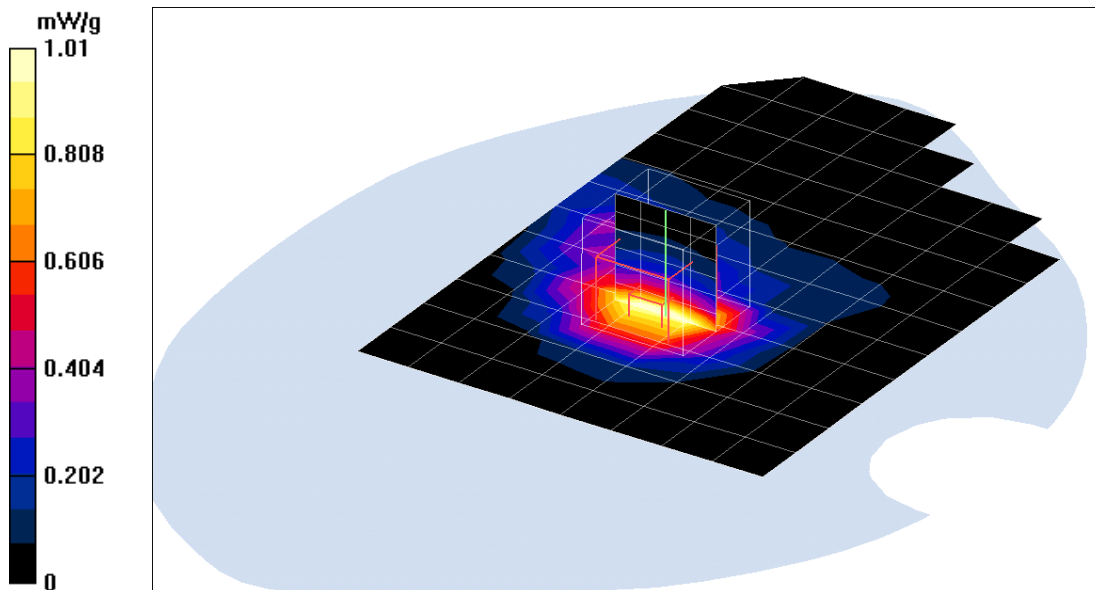
**Ant-B Middle CH Rate=11M bit/Zoom Scan (5x5x7)/Cube 0:** Measurement grid: dx=7.5mm, dy=7.5mm, dz=5mm

Reference Value = 14.5 V/m; Power Drift = -0.1 dB

Peak SAR (extrapolated) = 1.97 W/kg

**SAR(1 g) = 1.040 mW/g; SAR(10 g) = 0.539 mW/g**

Maximum value of SAR (measured) = 1.14 mW/g



Test Laboratory: Compliance Certification Services Inc.

### 802.11b Touch mode Parallel Phantom(Dell)

**DUT: 802.11g WLAN Cardbus Adapter; Type: DWL-G680; Serial: N/A**

Communication System: IEEE 802.11b WLAN; Frequency: 2462 MHz; Duty Cycle: 1:1

Medium parameters used:  $f = 2462$  MHz;  $\sigma = 2.00$  mho/m;  $\epsilon_r = 50.2$ ;  $\rho = 1000$  kg/m<sup>3</sup>

Air Temperature: 24.2 deg C; Liquid Temperature: 23.3 deg C

Area scan setting: Find secondary maxima within 2 dB, and with a peak SAR value greater than 0.1 mW/g

Zoom scan setting: Maximum number of cubes to measure is 2

Phantom section: Flat Section

DASY4 Configuration:

- Probe: EX3DV4 - SN3554; ConvF(6.14, 6.14, 6.14); Calibrated: 11/19/2004
- Sensor-Surface: 4mm (Mechanical Surface Detection)
- Electronics: DAE3 Sn558; Calibrated: 8/24/2004
- Phantom: SAM 34; Type: SAM V4.0; Serial: TP-1150
- Measurement SW: DASY4, V4.4 Build 3; Postprocessing SW: SEMCAD, V1.8 Build 130

**Ant-B High CH Rate=11M bit/Area Scan (9x13x1):** Measurement grid: dx=15mm, dy=15mm

Maximum value of SAR (measured) = 0.560 mW/g

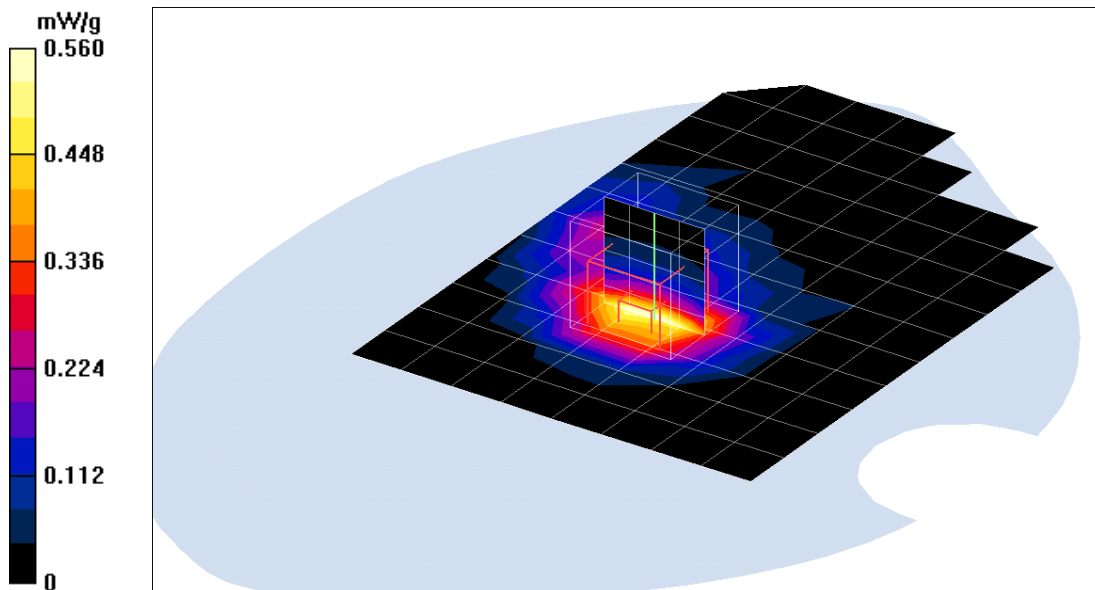
**Ant-B High CH Rate=11M bit/Zoom Scan (5x5x7)/Cube 0:** Measurement grid: dx=7.5mm, dy=7.5mm, dz=5mm

Reference Value = 10.8 V/m; Power Drift = -0.0 dB

Peak SAR (extrapolated) = 1.06 W/kg

**SAR(1 g) = 0.552 mW/g; SAR(10 g) = 0.284 mW/g**

Maximum value of SAR (measured) = 0.608 mW/g



Test Laboratory: Compliance Certification Services Inc.

## 802.11g Touch mode Parallel Phantom(Dell)

**DUT: 802.11g WLAN Cardbus Adapter; Type: DWL-G680; Serial: N/A**

Communication System: IEEE 802.11g WLAN; Frequency: 2412 MHz; Duty Cycle: 1:1

Medium parameters used:  $f = 2412$  MHz;  $\sigma = 2.00$  mho/m;  $\epsilon_r = 50.2$ ;  $\rho = 1000$  kg/m<sup>3</sup>

Air Temperature: 24.2 deg C; Liquid Temperature: 23.3 deg C

Area scan setting: Find secondary maxima within 2 dB, and with a peak SAR value greater than 0.1 mW/g

Zoom scan setting: Maximum number of cubes to measure is 2

Phantom section: Flat Section

DASY4 Configuration:

- Probe: EX3DV4 - SN3554; ConvF(6.14, 6.14, 6.14); Calibrated: 11/19/2004
- Sensor-Surface: 4mm (Mechanical Surface Detection)
- Electronics: DAE3 Sn558; Calibrated: 8/24/2004
- Phantom: SAM 34; Type: SAM V4.0; Serial: TP-1150
- Measurement SW: DASY4, V4.4 Build 3; Postprocessing SW: SEMCAD, V1.8 Build 130

**Ant-B Low CH Rate=6M bit/Area Scan (10x13x1):** Measurement grid: dx=15mm, dy=15mm

Maximum value of SAR (measured) = 0.967 mW/g

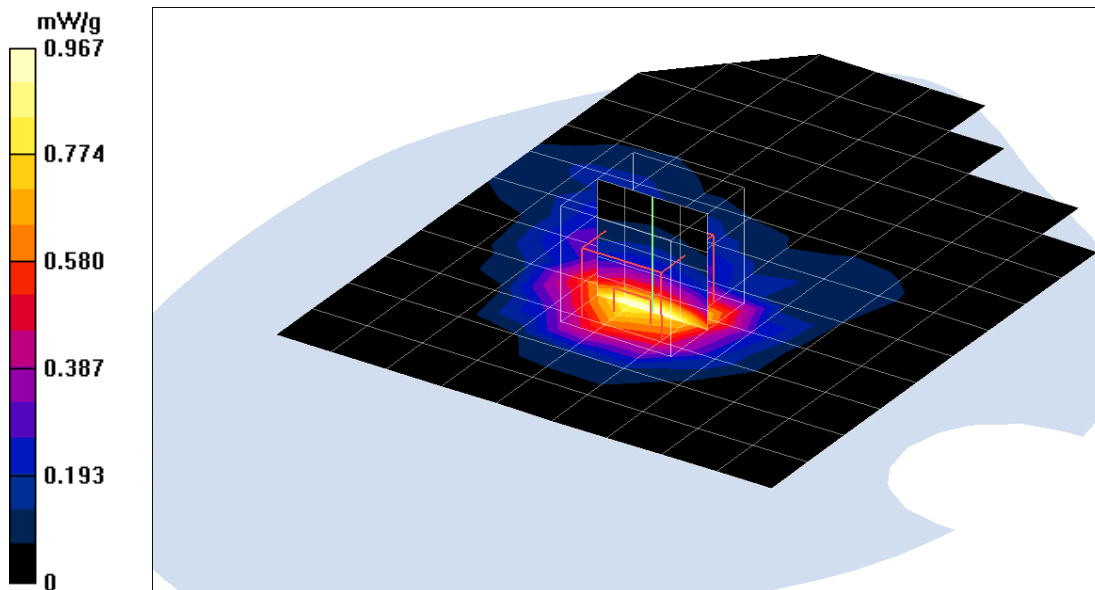
**Ant-B Low CH Rate=6M bit/Zoom Scan (5x5x7)/Cube 0:** Measurement grid: dx=7.5mm, dy=7.5mm, dz=5mm

Reference Value = 13.8 V/m; Power Drift = 0.1 dB

Peak SAR (extrapolated) = 1.81 W/kg

**SAR(1 g) = 0.962 mW/g; SAR(10 g) = 0.498 mW/g**

Maximum value of SAR (measured) = 1.05 mW/g



Test Laboratory: Compliance Certification Services Inc.

## 802.11g Touch mode Parallel Phantom(Dell)

**DUT: 802.11g WLAN Cardbus Adapter; Type: DWL-G680; Serial: N/A**

Communication System: IEEE 802.11g WLAN; Frequency: 2437 MHz; Duty Cycle: 1:1

Medium parameters used:  $f = 2437$  MHz;  $\sigma = 2.00$  mho/m;  $\epsilon_r = 50.2$ ;  $\rho = 1000$  kg/m<sup>3</sup>

Air Temperature: 24.2 deg C; Liquid Temperature: 23.3 deg C

Area scan setting: Find secondary maxima within 2 dB, and with a peak SAR value greater than 0.1 mW/g

Zoom scan setting: Maximum number of cubes to measure is 2

Phantom section: Flat Section

DASY4 Configuration:

- Probe: EX3DV4 - SN3554; ConvF(6.14, 6.14, 6.14); Calibrated: 11/19/2004
- Sensor-Surface: 4mm (Mechanical Surface Detection)
- Electronics: DAE3 Sn558; Calibrated: 8/24/2004
- Phantom: SAM 34; Type: SAM V4.0; Serial: TP-1150
- Measurement SW: DASY4, V4.4 Build 3; Postprocessing SW: SEMCAD, V1.8 Build 130

**Ant-B Middle CH Rate=6M bit/Area Scan (9x13x1):** Measurement grid: dx=15mm, dy=15mm

Maximum value of SAR (measured) = 1.05 mW/g

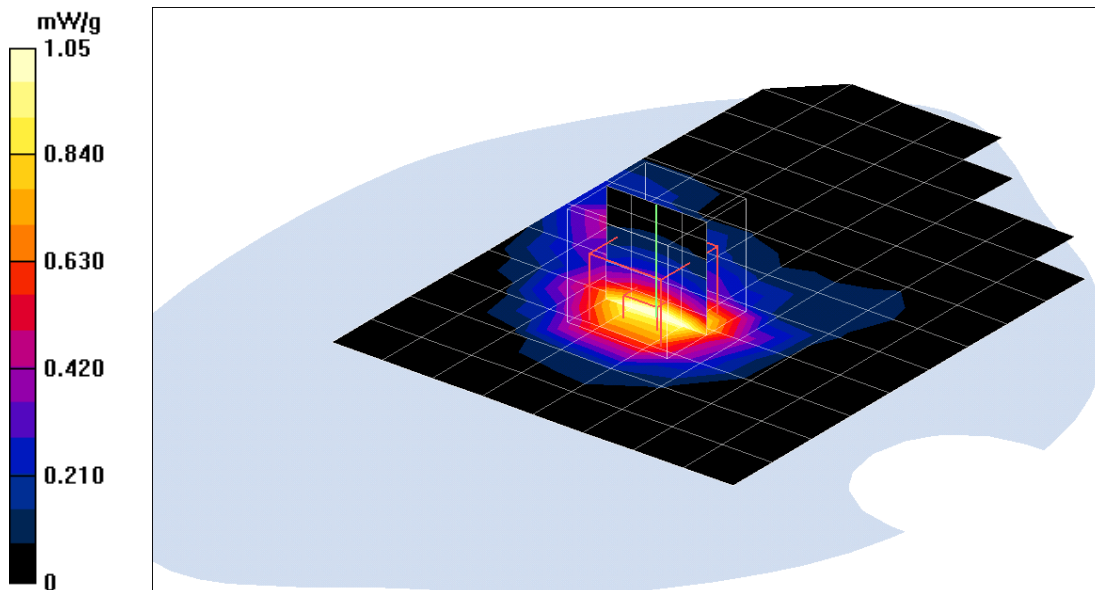
**Ant-B Middle CH Rate=6M bit/Zoom Scan (5x5x7)/Cube 0:** Measurement grid: dx=7.5mm, dy=7.5mm, dz=5mm

Reference Value = 14.9 V/m; Power Drift = -0.2 dB

Peak SAR (extrapolated) = 2.08 W/kg

**SAR(1 g) = 1.090 mW/g; SAR(10 g) = 0.567 mW/g**

Maximum value of SAR (measured) = 1.21 mW/g



Test Laboratory: Compliance Certification Services Inc.

## 802.11g Touch mode Parallel Phantom(Dell)

**DUT: 802.11g WLAN Cardbus Adapter; Type: DWL-G680; Serial: N/A**

Communication System: IEEE 802.11g WLAN; Frequency: 2462 MHz; Duty Cycle: 1:1

Medium parameters used:  $f = 2462$  MHz;  $\sigma = 2.00$  mho/m;  $\epsilon_r = 50.2$ ;  $\rho = 1000$  kg/m<sup>3</sup>

Air Temperature: 24.2 deg C; Liquid Temperature: 23.3 deg C

Area scan setting: Find secondary maxima within 2 dB, and with a peak SAR value greater than 0.1 mW/g

Zoom scan setting: Maximum number of cubes to measure is 2

Phantom section: Flat Section

DASY4 Configuration:

- Probe: EX3DV4 - SN3554; ConvF(6.14, 6.14, 6.14); Calibrated: 11/19/2004
- Sensor-Surface: 4mm (Mechanical Surface Detection)
- Electronics: DAE3 Sn558; Calibrated: 8/24/2004
- Phantom: SAM 34; Type: SAM V4.0; Serial: TP-1150
- Measurement SW: DASY4, V4.4 Build 3; Postprocessing SW: SEMCAD, V1.8 Build 130

**Ant-B High CH Rate=6M bit/Area Scan (9x13x1):** Measurement grid: dx=15mm, dy=15mm

Maximum value of SAR (measured) = 0.558 mW/g

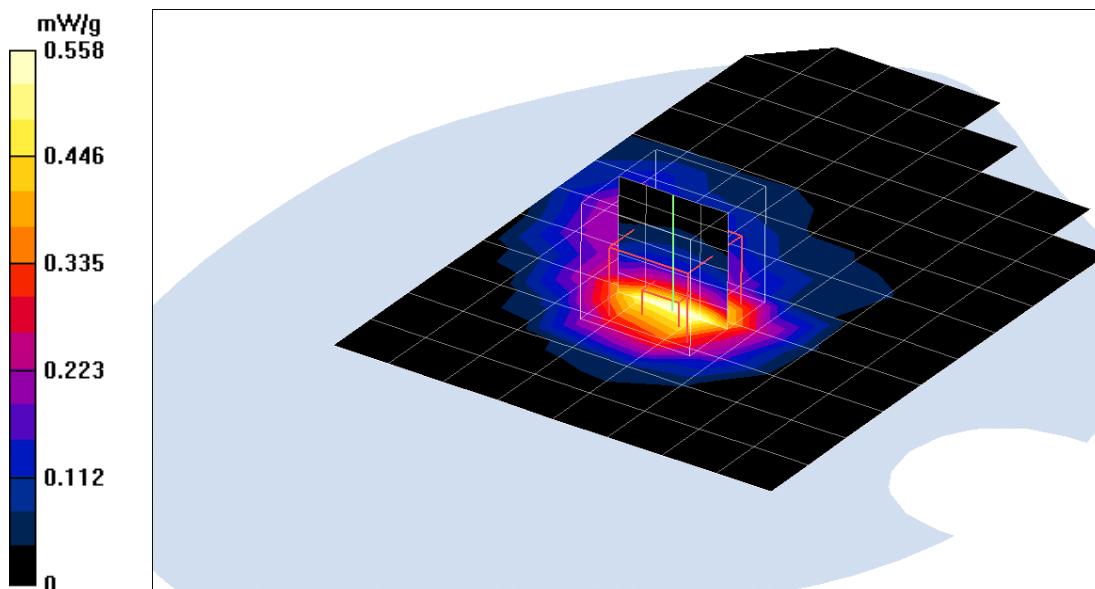
**Ant-B High CH Rate=6M bit/Zoom Scan (5x5x7)/Cube 0:** Measurement grid: dx=7.5mm, dy=7.5mm, dz=5mm

Reference Value = 10.3 V/m; Power Drift = 0.2 dB

Peak SAR (extrapolated) = 1.08 W/kg

**SAR(1 g) = 0.564 mW/g; SAR(10 g) = 0.290 mW/g**

Maximum value of SAR (measured) = 0.621 mW/g



Test Laboratory: Compliance Certification Services Inc.

### 802.11g TURBO Touch mode Parallel Phantom(Dell)

**DUT: 802.11g WLAN Cardbus Adapter; Type: DWL-G680; Serial: N/A**

Communication System: IEEE 802.11g WLAN; Frequency: 2437 MHz; Duty Cycle: 1:1

Medium parameters used:  $f = 2437$  MHz;  $\sigma = 2.00$  mho/m;  $\epsilon_r = 50.2$ ;  $\rho = 1000$  kg/m<sup>3</sup>

Air Temperature: 24.2 deg C; Liquid Temperature: 23.3 deg C

Area scan setting: Find secondary maxima within 2 dB, and with a peak SAR value greater than 0.1 mW/g

Zoom scan setting: Maximum number of cubes to measure is 2

Phantom section: Flat Section

DASY4 Configuration:

- Probe: EX3DV4 - SN3554; ConvF(6.14, 6.14, 6.14); Calibrated: 11/19/2004
- Sensor-Surface: 4mm (Mechanical Surface Detection)
- Electronics: DAE3 Sn558; Calibrated: 8/24/2004
- Phantom: SAM 34; Type: SAM V4.0; Serial: TP-1150
- Measurement SW: DASY4, V4.4 Build 3; Postprocessing SW: SEMCAD, V1.8 Build 130

**Ant-B Middle CH Rate=12M bit/Area Scan (10x13x1):** Measurement grid: dx=15mm, dy=15mm

Maximum value of SAR (measured) = 0.795 mW/g

**Ant-B Middle CH Rate=12M bit/Zoom Scan (5x5x7)/Cube 0:** Measurement grid: dx=7.5mm, dy=7.5mm, dz=5mm

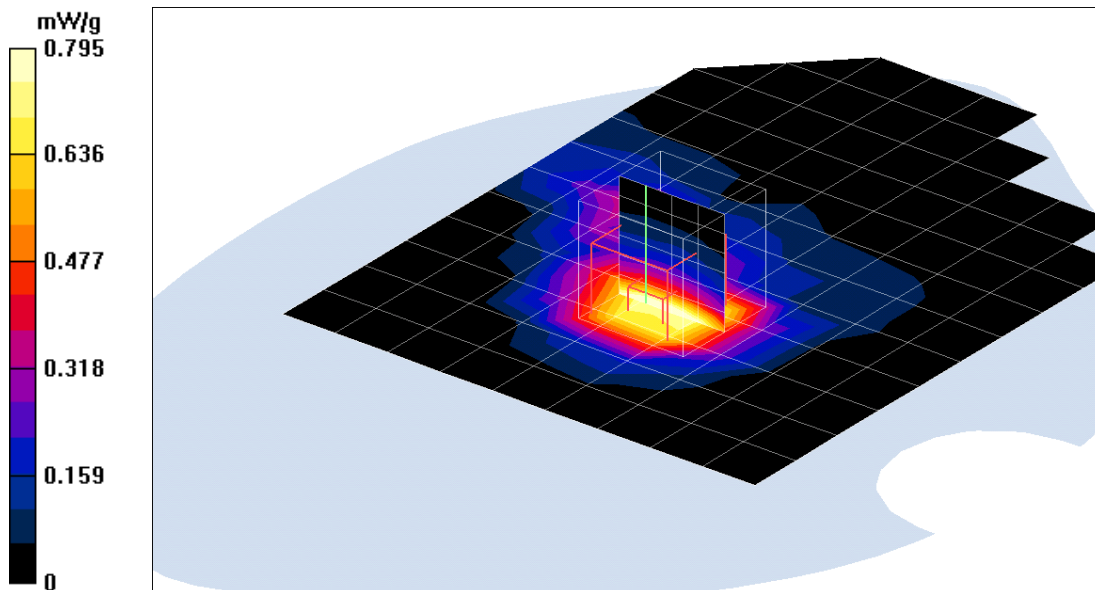
Reference Value = 15.5 V/m; Power Drift = -0.1 dB

Peak SAR (extrapolated) = 1.53 W/kg

Peak SAR (extrapolated) = 1.53 W/kg

**SAR(1 g) = 0.823 mW/g; SAR(10 g) = 0.434 mW/g**

Maximum value of SAR (measured) = 0.895 mW/g



Test Laboratory: Compliance Certification Services Inc.

## 802.11b Touch mode Parallel Phantom (IBM)

**DUT: 802.11g WLAN Cardbus Adapter; Type: DWL-G680; Serial: N/A**

Communication System: IEEE 802.11b WLAN; Frequency: 2412 MHz; Duty Cycle: 1:1

Medium parameters used:  $f = 2412$  MHz;  $\sigma = 2.03$  mho/m;  $\epsilon_r = 50.3$ ;  $\rho = 1000$  kg/m<sup>3</sup>

Air Temperature: 23.6 deg C; Liquid Temperature: 22.4 deg C

Area scan setting: Find secondary maxima within 2 dB, and with a peak SAR value greater than 0.1 mW/g

Zoom scan setting: Maximum number of cubes to measure is 2

Phantom section: Flat Section

DASY4 Configuration:

- Probe: EX3DV4 - SN3554; ConvF(6.14, 6.14, 6.14); Calibrated: 11/19/2004
- Sensor-Surface: 4mm (Mechanical Surface Detection)
- Electronics: DAE3 Sn558; Calibrated: 8/24/2004
- Phantom: SAM 34; Type: SAM V4.0; Serial: TP-1150
- Measurement SW: DASY4, V4.4 Build 3; Postprocessing SW: SEMCAD, V1.8 Build 130

**Ant-B Low CH Rate=11M bit/Area Scan (9x13x1):** Measurement grid: dx=15mm, dy=15mm

Maximum value of SAR (measured) = 1.03 mW/g

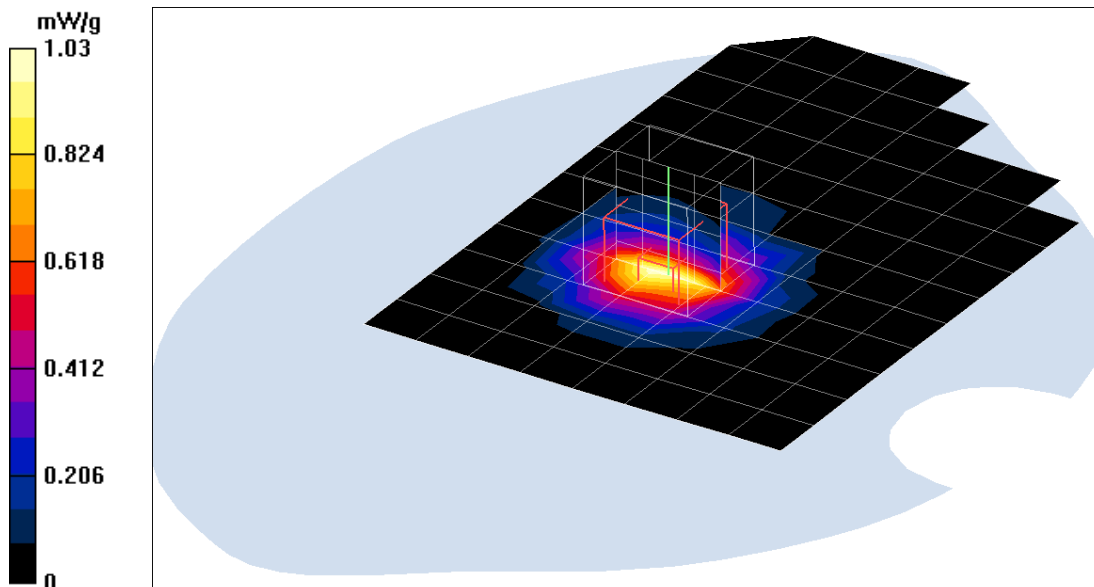
**Ant-B Low CH Rate=11M bit/Zoom Scan (5x5x7)/Cube 0:** Measurement grid: dx=7.5mm, dy=7.5mm, dz=5mm

Reference Value = 12.6 V/m; Power Drift = 0.1 dB

Peak SAR (extrapolated) = 1.82 W/kg

**SAR(1 g) = 0.968 mW/g; SAR(10 g) = 0.506 mW/g**

Maximum value of SAR (measured) = 1.06 mW/g



Test Laboratory: Compliance Certification Services Inc.

## 802.11b Touch mode Parallel Phantom (IBM)

**DUT: 802.11g WLAN Cardbus Adapter; Type: DWL-G680; Serial: N/A**

Communication System: IEEE 802.11b WLAN; Frequency: 2437 MHz; Duty Cycle: 1:1

Medium parameters used:  $f = 2437$  MHz;  $\sigma = 2.03$  mho/m;  $\epsilon_r = 50.3$ ;  $\rho = 1000$  kg/m<sup>3</sup>

Air Temperature: 23.6 deg C; Liquid Temperature: 22.4 deg C

Area scan setting: Find secondary maxima within 2 dB, and with a peak SAR value greater than 0.1 mW/g

Zoom scan setting: Maximum number of cubes to measure is 2

Phantom section: Flat Section

DASY4 Configuration:

- Probe: EX3DV4 - SN3554; ConvF(6.14, 6.14, 6.14); Calibrated: 11/19/2004
- Sensor-Surface: 4mm (Mechanical Surface Detection)
- Electronics: DAE3 Sn558; Calibrated: 8/24/2004
- Phantom: SAM 34; Type: SAM V4.0; Serial: TP-1150
- Measurement SW: DASY4, V4.4 Build 3; Postprocessing SW: SEMCAD, V1.8 Build 130

**Ant-B Middle CH Rate=11M bit/Area Scan (9x13x1):** Measurement grid: dx=15mm, dy=15mm

Maximum value of SAR (measured) = 1.38 mW/g

**Ant-B Middle CH Rate=11M bit/Zoom Scan (5x5x7)/Cube 0:** Measurement grid: dx=7.5mm,

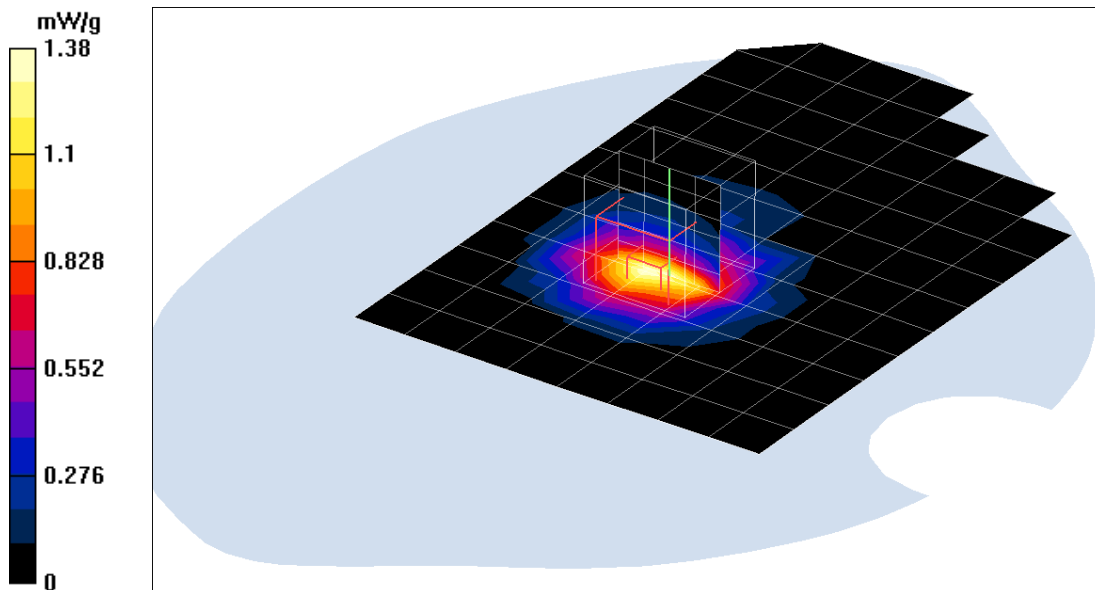
dy=7.5mm, dz=5mm

Reference Value = 13.6 V/m; Power Drift = -0.0 dB

Peak SAR (extrapolated) = 2.44 W/kg

**SAR(1 g) = 1.290 mW/g; SAR(10 g) = 0.678 mW/g**

Maximum value of SAR (measured) = 1.39 mW/g



Test Laboratory: Compliance Certification Services Inc.

## 802.11b Touch mode Parallel Phantom (IBM)

**DUT: 802.11g WLAN Cardbus Adapter; Type: DWL-G680; Serial: N/A**

Communication System: IEEE 802.11b WLAN; Frequency: 2462 MHz; Duty Cycle: 1:1

Medium parameters used:  $f = 2462$  MHz;  $\sigma = 2.03$  mho/m;  $\epsilon_r = 50.3$ ;  $\rho = 1000$  kg/m<sup>3</sup>

Air Temperature: 23.6 deg C; Liquid Temperature: 22.4 deg C

Area scan setting: Find secondary maxima within 2 dB, and with a peak SAR value greater than 0.1 mW/g

Zoom scan setting: Maximum number of cubes to measure is 2

Phantom section: Flat Section

DASY4 Configuration:

- Probe: EX3DV4 - SN3554; ConvF(6.14, 6.14, 6.14); Calibrated: 11/19/2004
- Sensor-Surface: 4mm (Mechanical Surface Detection)
- Electronics: DAE3 Sn558; Calibrated: 8/24/2004
- Phantom: SAM 34; Type: SAM V4.0; Serial: TP-1150
- Measurement SW: DASY4, V4.4 Build 3; Postprocessing SW: SEMCAD, V1.8 Build 130

**Ant-B High CH Rate=11M bit/Area Scan (9x13x1):** Measurement grid: dx=15mm, dy=15mm

Maximum value of SAR (measured) = 0.728 mW/g

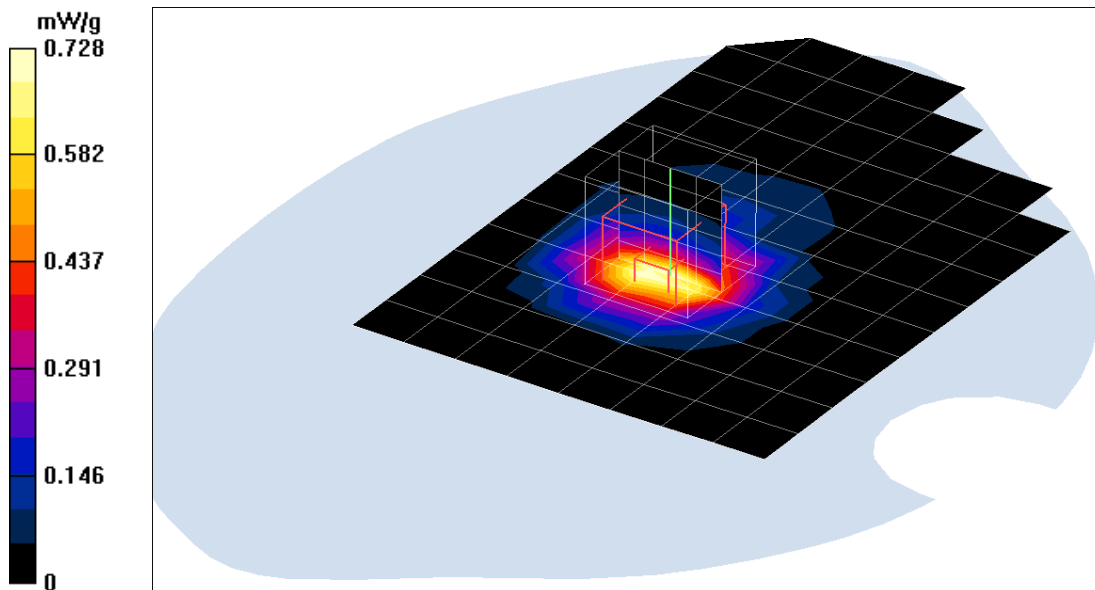
**Ant-B High CH Rate=11M bit/Zoom Scan (5x5x7)/Cube 0:** Measurement grid: dx=7.5mm, dy=7.5mm, dz=5mm

Reference Value = 9.35 V/m; Power Drift = 0.2 dB

Peak SAR (extrapolated) = 1.31 W/kg

**SAR(1 g) = 0.697 mW/g; SAR(10 g) = 0.365 mW/g**

Maximum value of SAR (measured) = 0.759 mW/g



Test Laboratory: Compliance Certification Services Inc.

## 802.11g Touch mode Parallel Phantom (IBM)

**DUT: 802.11g WLAN Cardbus Adapter; Type: DWL-G680; Serial: N/A**

Communication System: IEEE 802.11g WLAN; Frequency: 2412 MHz; Duty Cycle: 1:1

Medium parameters used:  $f = 2412$  MHz;  $\sigma = 2.03$  mho/m;  $\epsilon_r = 50.3$ ;  $\rho = 1000$  kg/m<sup>3</sup>

Air Temperature: 23.6 deg C; Liquid Temperature: 22.4 deg C

Area scan setting: Find secondary maxima within 2 dB, and with a peak SAR value greater than 0.1 mW/g

Zoom scan setting: Maximum number of cubes to measure is 2

Phantom section: Flat Section

DASY4 Configuration:

- Probe: EX3DV4 - SN3554; ConvF(6.14, 6.14, 6.14); Calibrated: 11/19/2004
- Sensor-Surface: 4mm (Mechanical Surface Detection)
- Electronics: DAE3 Sn558; Calibrated: 8/24/2004
- Phantom: SAM 34; Type: SAM V4.0; Serial: TP-1150
- Measurement SW: DASY4, V4.4 Build 3; Postprocessing SW: SEMCAD, V1.8 Build 130

**Ant-B Low CH Rate=6M bit/Area Scan (9x13x1):** Measurement grid: dx=15mm, dy=15mm

Maximum value of SAR (measured) = 1.11 mW/g

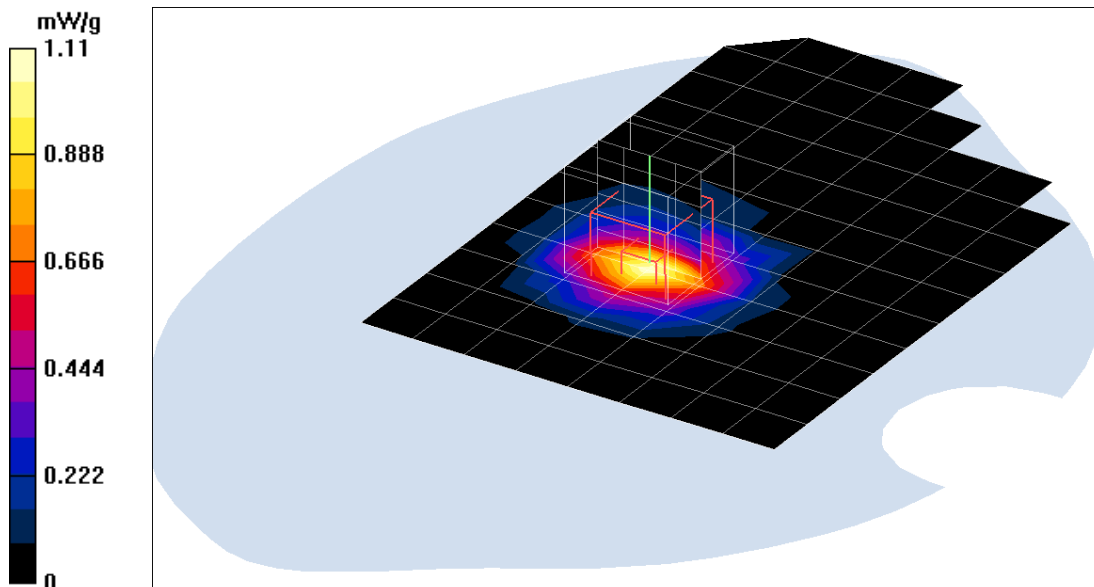
**Ant-B Low CH Rate=6M bit/Zoom Scan (5x5x7)/Cube 0:** Measurement grid: dx=7.5mm, dy=7.5mm, dz=5mm

Reference Value = 11.5 V/m; Power Drift = -0.1 dB

Peak SAR (extrapolated) = 1.93 W/kg

**SAR(1 g) = 1.010 mW/g; SAR(10 g) = 0.526 mW/g**

Maximum value of SAR (measured) = 1.06 mW/g



Test Laboratory: Compliance Certification Services Inc.

### 802.11g Touch mode Parallel Phantom (IBM)

**DUT: 802.11g WLAN Cardbus Adapter; Type: DWL-G680; Serial: N/A**

Communication System: IEEE 802.11g WLAN; Frequency: 2437 MHz; Duty Cycle: 1:1

Medium parameters used:  $f = 2437$  MHz;  $\sigma = 2.03$  mho/m;  $\epsilon_r = 50.3$ ;  $\rho = 1000$  kg/m<sup>3</sup>

Air Temperature: 23.6 deg C; Liquid Temperature: 22.4 deg C

Area scan setting: Find secondary maxima within 2 dB, and with a peak SAR value greater than 0.1 mW/g

Zoom scan setting: Maximum number of cubes to measure is 2

Phantom section: Flat Section

DASY4 Configuration:

- Probe: EX3DV4 - SN3554; ConvF(6.14, 6.14, 6.14); Calibrated: 11/19/2004
- Sensor-Surface: 4mm (Mechanical Surface Detection)
- Electronics: DAE3 Sn558; Calibrated: 8/24/2004
- Phantom: SAM 34; Type: SAM V4.0; Serial: TP-1150
- Measurement SW: DASY4, V4.4 Build 3; Postprocessing SW: SEMCAD, V1.8 Build 130

**Ant-B Middle CH Rate=6M bit/Area Scan (9x13x1):** Measurement grid: dx=15mm, dy=15mm

Maximum value of SAR (measured) = 1.51 mW/g

**Ant-B Middle CH Rate=6M bit/Zoom Scan (5x5x7)/Cube 0:** Measurement grid: dx=7.5mm,

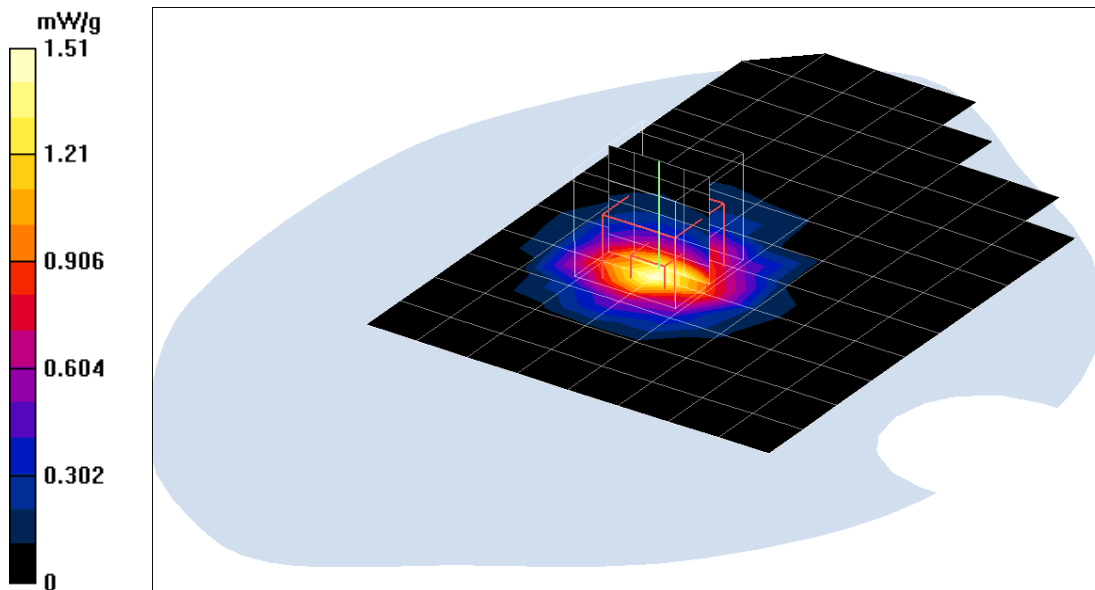
dy=7.5mm, dz=5mm

Reference Value = 11.8 V/m; Power Drift = 0.0 dB

Peak SAR (extrapolated) = 2.56 W/kg

**SAR(1 g) = 1.370 mW/g; SAR(10 g) = 0.710 mW/g**

Maximum value of SAR (measured) = 1.46 mW/g



Test Laboratory: Compliance Certification Services Inc.

### 802.11g Touch mode Parallel Phantom (IBM)

**DUT: 802.11g WLAN Cardbus Adapter; Type: DWL-G680; Serial: N/A**

Communication System: IEEE 802.11g WLAN; Frequency: 2462 MHz; Duty Cycle: 1:1

Medium parameters used:  $f = 2462$  MHz;  $\sigma = 2.03$  mho/m;  $\epsilon_r = 50.3$ ;  $\rho = 1000$  kg/m<sup>3</sup>

Air Temperature: 23.6 deg C; Liquid Temperature: 22.4 deg C

Area scan setting: Find secondary maxima within 2 dB, and with a peak SAR value greater than 0.1 mW/g

Zoom scan setting: Maximum number of cubes to measure is 2

Phantom section: Flat Section

DASY4 Configuration:

- Probe: EX3DV4 - SN3554; ConvF(6.14, 6.14, 6.14); Calibrated: 11/19/2004
- Sensor-Surface: 4mm (Mechanical Surface Detection)
- Electronics: DAE3 Sn558; Calibrated: 8/24/2004
- Phantom: SAM 34; Type: SAM V4.0; Serial: TP-1150
- Measurement SW: DASY4, V4.4 Build 3; Postprocessing SW: SEMCAD, V1.8 Build 130

**Ant-B High CH Rate=6M bit/Area Scan (9x13x1):** Measurement grid: dx=15mm, dy=15mm

Maximum value of SAR (measured) = 0.681 mW/g

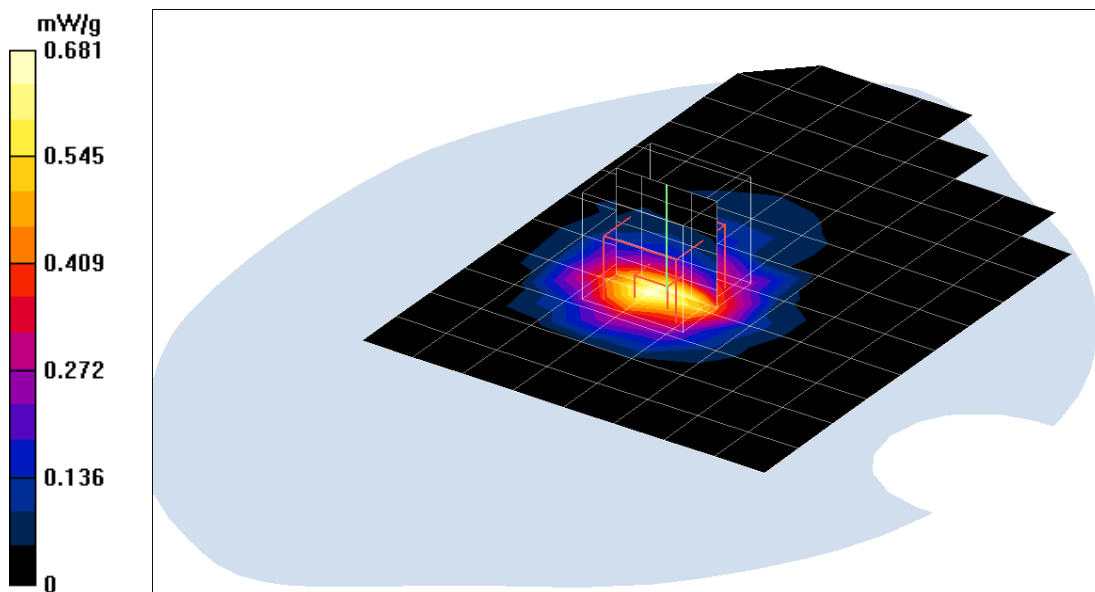
**Ant-B High CH Rate=6M bit/Zoom Scan (5x5x7)/Cube 0:** Measurement grid: dx=7.5mm, dy=7.5mm, dz=5mm

Reference Value = 8.93 V/m; Power Drift = 0.0 dB

Peak SAR (extrapolated) = 1.27 W/kg

**SAR(1 g) = 0.646 mW/g; SAR(10 g) = 0.335 mW/g**

Maximum value of SAR (measured) = 0.700 mW/g



Test Laboratory: Compliance Certification Services Inc.

### 802.11g TURBO Touch mode Parallel Phantom (IBM)

**DUT: 802.11g WLAN Cardbus Adapter; Type: DWL-G680; Serial: N/A**

Communication System: IEEE 802.11g WLAN; Frequency: 2437 MHz; Duty Cycle: 1:1

Medium parameters used:  $f = 2437$  MHz;  $\sigma = 2.03$  mho/m;  $\epsilon_r = 50.3$ ;  $\rho = 1000$  kg/m<sup>3</sup>

Air Temperature: 23.6 deg C; Liquid Temperature: 22.4 deg C

Area scan setting: Find secondary maxima within 2 dB, and with a peak SAR value greater than 0.1 mW/g

Zoom scan setting: Maximum number of cubes to measure is 2

Phantom section: Flat Section

DASY4 Configuration:

- Probe: EX3DV4 - SN3554; ConvF(6.14, 6.14, 6.14); Calibrated: 11/19/2004
- Sensor-Surface: 4mm (Mechanical Surface Detection)
- Electronics: DAE3 Sn558; Calibrated: 8/24/2004
- Phantom: SAM 34; Type: SAM V4.0; Serial: TP-1150
- Measurement SW: DASY4, V4.4 Build 3; Postprocessing SW: SEMCAD, V1.8 Build 130

**Ant-B Middle CH Rate=12M bit/Area Scan (9x13x1):** Measurement grid: dx=15mm, dy=15mm

Maximum value of SAR (measured) = 1.33 mW/g

**Ant-B Middle CH Rate=12M bit/Zoom Scan (5x5x7)/Cube 0:** Measurement grid: dx=7.5mm, dy=7.5mm, dz=5mm

Reference Value = 13 V/m; Power Drift = -0.1 dB

Peak SAR (extrapolated) = 2.43 W/kg

**SAR(1 g) = 1.260 mW/g; SAR(10 g) = 0.652 mW/g**

Maximum value of SAR (measured) = 1.38 mW/g

