

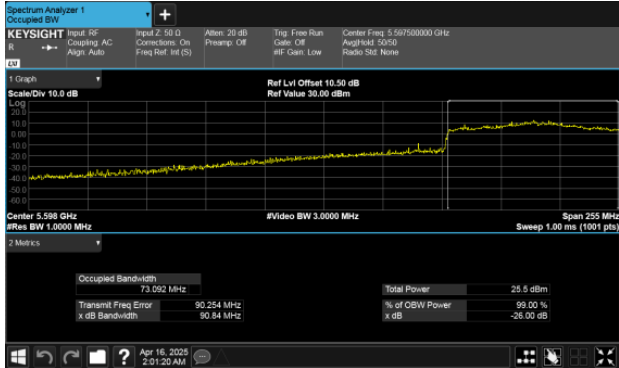


99% Bandwidth

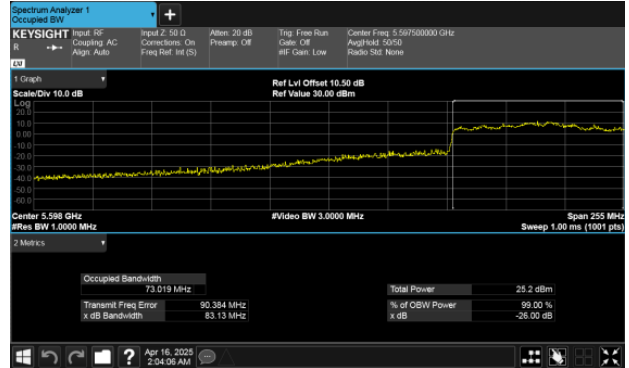
Within 5470-5725MHz Band, Straddle Channel

Modulation Type: 802.11ax HE80

CH138 Ant 1



CH138 Ant 2





10. Average Power

10.1. Test Limit

Output Power:

Frequency Band	Limit	
<input checked="" type="checkbox"/> 5.15~5.25GHz		
Operating Mode		
<input type="checkbox"/>	Outdoor access point	The maximum conducted output power over the frequency band of operation shall not exceed 1 W (30dBm) provided the maximum antenna gain does not exceed 6 dBi. If transmitting antennas of directional gain greater than 6 dBi are used, both the maximum conducted output power and the maximum power spectral density shall be reduced by the amount in dB that the directional gain of the antenna exceeds 6 dBi. The maximum e.i.r.p. at any elevation angle above 30degrees as measured from the horizon must not exceed 125 mW (21 dBm).
<input checked="" type="checkbox"/>	Indoor access point	The maximum conducted output power over the frequency band of operation shall not exceed 1 W (30dBm) provided the maximum antenna gain does not exceed 6 dBi. If transmitting antennas of directional gain greater than 6 dBi are used, both the maximum conducted output power and the maximum power spectral density shall be reduced by the amount in dB that the directional gain of the antenna exceeds 6 dBi.
<input type="checkbox"/>	Fixed point-to-point access points	The maximum conducted output power over the frequency band of operation shall not exceed 1 W (30dBm). Fixed point-to-point U-NII devices may employ antennas with directional gain up to 23 dBi without any corresponding reduction in the maximum conducted output power or maximum power spectral density. For fixed point-to-point transmitters that employ a directional antenna gain greater than 23 dBi, a 1 dB reduction in maximum conducted output power and maximum power spectral density is required for each 1 dB of antenna gain in excess of 23 dBi.
<input type="checkbox"/>	client devices	The maximum conducted output power over the frequency band of operation shall not exceed 250 mW (24dBm) provided the maximum antenna gain does not exceed 6 dBi. If transmitting antennas of directional gain greater than 6 dBi are used, both the maximum conducted output power and the maximum power spectral density shall be reduced by the amount in dB that the directional gain of the antenna exceeds 6 dBi.



Frequency Band	Limit
<input checked="" type="checkbox"/> 5.25-5.35 GHz	The maximum conducted output power over the frequency bands of operation shall not exceed the lesser of 250 mW (24dBm) or 11 dBm 10 log B, where B is the 26 dB emission bandwidth in megahertz. If transmitting antennas of directional gain greater than 6 dBi are used, both the maximum conducted output power and the maximum power spectral density shall be reduced by the amount in dB that the directional gain of the antenna exceeds 6 dBi.
<input checked="" type="checkbox"/> 5.470-5.725 GHz	
<input checked="" type="checkbox"/> 5.725~5.85 GHz	

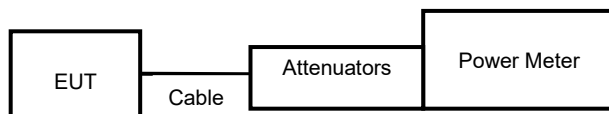
10.2. Test Procedure

According to the methods defined in ANSI C63.10-2013 Section 12.3

The transmitter output is connected to a power meter.

The cable assembly insertion loss of 10.5 dB (including 10 dB pad and 0.5 dB cable) was entered as an offset in the power meter to allow for direct reading of power.

10.3. Test Setup Layout



**10.4. Test Result and Data**

Non-Beamforming
In the 5.2GBand

Modulation Type	Data Rate	Conducted Setting	Channel	Frequency (MHz)	Measured value of each antenna port (dBm)		Total power (dBm)	Total power (mW)	FCC Limit (dBm)
					ANT A	ANT B			
11a	6 Mbps	19	36	5180	18.75	19.54	22.17	164.939	30.00
11a	6 Mbps	20	40	5200	18.94	20.04	22.54	179.268	30.00
11a	6 Mbps	21	48	5240	20.25	21.14	23.73	235.942	30.00
11ax HE20	NSS1-MCS0	18	36	5180	17.82	18.64	21.26	133.648	30.00
11ax HE20	NSS1-MCS0	20	40	5200	19.36	20.22	22.82	191.494	30.00
11ax HE20	NSS1-MCS0	21	48	5240	20.14	21.27	23.75	237.244	30.00
11ax HE40	NSS1-MCS0	15.5	38	5190	15.63	16.08	18.87	77.110	30.00
11ax HE40	NSS1-MCS0	19	46	5230	19.38	19.48	22.44	175.412	30.00
11ax HE80	NSS1-MCS0	13.5	42	5210	13.34	13.68	16.52	44.912	30.00

In the 5.3GBand

Modulation Type	Data Rate	Conducted Setting	Channel	Frequency (MHz)	Measured value of each antenna port (dBm)		Total power (dBm)	Total power (mW)	FCC Limit (dBm)
					ANT A	ANT B			
11a	6 Mbps	21	52	5260	20.01	21.30	23.71	235.127	24.00
11a	6 Mbps	19.5	60	5300	18.99	19.39	22.20	166.146	24.00
11a	6 Mbps	18	64	5320	17.63	18.08	20.87	122.212	23.74
11ax HE20	NSS1-MCS0	21	52	5260	20.06	21.30	23.73	236.287	24.00
11ax HE20	NSS1-MCS0	19.5	60	5300	18.76	19.18	21.99	157.957	24.00
11ax HE20	NSS1-MCS0	18.5	64	5320	17.87	18.35	21.13	129.626	24.00
11ax HE40	NSS1-MCS0	19.5	54	5270	18.52	19.29	21.93	156.039	24.00
11ax HE40	NSS1-MCS0	15.5	62	5310	14.64	15.24	17.96	62.527	24.00
11ax HE80	NSS1-MCS0	14.5	58	5290	14.06	14.28	17.18	52.260	24.00



Non-Beamforming
In the 5.5GBand

Modulation Type	Data Rate	Conducted Setting	Channel	Frequency (MHz)	Measured value of each antenna port (dBm)		Total power (dBm)	Total power (mW)	FCC Limit (dBm)
					ANT A	ANT B			
11a	6 Mbps	18	100	5500	16.62	17.63	20.16	103.863	23.71
11a	6 Mbps	21	120	5600	19.15	19.48	22.33	170.940	24.00
11a	6 Mbps	16.5	140	5700	16.65	16.38	19.53	89.689	23.73
11ax HE20	NSS1-MCS0	17	100	5500	15.48	16.36	18.95	78.570	24.00
11ax HE20	NSS1-MCS0	21.5	120	5600	20.48	20.48	23.49	223.373	24.00
11ax HE20	NSS1-MCS0	15	140	5700	15.14	14.60	17.89	61.499	24.00
11ax HE40	NSS1-MCS0	14.5	102	5510	12.71	13.27	16.01	39.896	24.00
11ax HE40	NSS1-MCS0	21	118	5590	20.09	20.27	23.19	208.508	24.00
11ax HE40	NSS1-MCS0	18	134	5670	18.51	17.90	21.23	132.617	24.00
11ax HE80	NSS1-MCS0	15.5	106	5530	14.01	14.62	17.34	54.150	24.00
11ax HE80	NSS1-MCS0	18	122	5610	17.11	17.16	20.15	103.404	24.00
11ax HE160	NSS1-MCS0	12	114	5570	11.02	10.46	13.76	23.765	24.00

In the 5.8GBand

Modulation Type	Data Rate	Conducted Setting	Channel	Frequency (MHz)	Measured value of each antenna port (dBm)		Total power (dBm)	Total power (mW)	FCC Limit (dBm)
					ANT A	ANT B			
11a	6 Mbps	21.5	149	5745	21.45	21.18	24.33	270.857	30.00
11a	6 Mbps	21.5	157	5785	21.34	20.64	24.01	252.022	30.00
11a	6 Mbps	21.5	165	5825	20.77	21.09	23.94	247.927	30.00
11ax HE20	NSS1-MCS0	21.5	149	5745	21.35	21.26	24.32	270.118	30.00
11ax HE20	NSS1-MCS0	21.5	157	5785	20.77	20.57	23.68	233.424	30.00
11ax HE20	NSS1-MCS0	21.5	165	5825	20.71	20.44	23.59	228.423	30.00
11ax HE40	NSS1-MCS0	20	151	5755	19.84	19.63	22.75	188.216	30.00
11ax HE40	NSS1-MCS0	19.5	159	5795	19.82	19.21	22.54	179.308	30.00
11ax HE80	NSS1-MCS0	17.5	155	5775	17.47	17.34	20.42	110.047	30.00



Non-Beamforming

Maximum Conducted Output Power (Within 5470-5725MHz band) RF Output Power(dBm)										
Setting	Modulation Type	Data Rate	Frequency (MHz)	W/O Duty Factor Measured value of each antenna port (dBm)		W/O duty factor Total power (dBm)	Duty Factor (dB)	With duty factor Total power (mW)	With duty factor Total power (dBm)	FCC Limit (dBm)
				ANT A	ANT B					
21	11a	6M	5720	18.59	18.43	21.52	0.22	149.315	21.74	23.46
21	11ax HE20	NSS1-MCS0	5720	17.98	18.33	21.17	0.39	143.180	21.56	23.56
20	11ax HE40	NSS1-MCS0	5710	18.33	18.11	21.23	0.37	144.600	21.60	24.00
18.5	11ax HE80	NSS1-MCS0	5690	17.15	16.81	19.99	0.39	109.235	20.38	24.00

Maximum Conducted Output Power (Extends across 5725MHz band) RF Output Power(dBm)										
Setting	Modulation Type	Data Rate	Frequency (MHz)	W/O Duty Factor Measured value of each antenna port (dBm)		W/O duty factor Total power (dBm)	Duty Factor (dB)	With duty factor Total power (mW)	With duty factor Total power (dBm)	FCC Limit (dBm)
				ANT A	ANT B					
21	11a	6M	5720	9.91	10.36	13.15	0.22	21.733	13.37	30.00
21	11ax HE20	NSS1-MCS0	5720	11.01	10.43	13.74	0.39	25.882	14.13	30.00
20	11ax HE40	NSS1-MCS0	5710	7.01	5.75	9.44	0.37	9.563	9.81	30.00
18.5	11ax HE80	NSS1-MCS0	5690	1.61	-0.11	3.84	0.39	2.651	4.23	30.00

Channel	Setting	Modulation Type	Data Rate	Frequency (MHz)	Avg Power Output (dBm)		Total Power (dBm)
					ANT A	ANT B	
Meter power (for full power)							
Ch144	21	11a	6 Mbps	5720MHz	20.43	20.28	23.37
Ch144	21	11ax HE20	NSS1-MCS0	5720MHz	20.42	20.24	23.34
Ch142	20	11ax HE40	NSS1-MCS0	5710MHz	20.48	19.84	23.18
Ch138	18.5	11ax HE80	NSS1-MCS0	5690MHz	18.61	17.85	21.26

*For reference only



Non-Beamforming

Maximum Conducted Output Power (Within 5150-5250MHz band) RF Output Power(dBm)										
Setting	Modulation Type	Data Rate	Frequency (MHz)	W/O Duty Factor Measured value of each antenna port (dBm)		W/O duty factor Total power (dBm)	Duty Factor (dB)	With duty factor Total power (mW)	With duty factor Total power (dBm)	FCC Limit (dBm)
				ANT A	ANT B					
10.5	11ax HE160	NSS1-MCS0	5250	7.14	6.67	9.92	0.39	10.744	10.31	30.00

Maximum Conducted Output Power (Extends across 5250MHz band) RF Output Power(dBm)										
Setting	Modulation Type	Data Rate	Frequency (MHz)	W/O Duty Factor Measured value of each antenna port (dBm)		W/O duty factor Total power (dBm)	Duty Factor (dB)	With duty factor Total power (mW)	With duty factor Total power (dBm)	FCC Limit (dBm)
				ANT A	ANT B					
10.5	11ax HE160	NSS1-MCS0	5250	6.51	6.74	9.64	0.39	10.062	10.03	24.00

Channel	Setting	Modulation Type	Data Rate	Frequency (MHz)	Avg Power Output (dBm)		Total Power (dBm)
					ANT A	ANT B	
Meter power (for full power)							
Ch50	10.5	11ax HE160	NSS1-MCS0	5250	9.7	9.67	12.70

*For reference only



Beamforming
In the 5.2GBand

Modulation Type	Data Rate	Conducted Setting	Channel	Frequency (MHz)	Measured value of each antenna port (dBm)		Total power (dBm)	Total power (mW)	FCC Limit (dBm)
					ANT A	ANT B			
11ax HE20	NSS1-MCS0	15.5	36	5180	14.59	14.98	17.80	60.251	22.04
11ax HE20	NSS1-MCS0	17.5	40	5200	16.48	17.07	19.80	95.396	22.04
11ax HE20	NSS1-MCS0	18	48	5240	17.34	18.04	20.71	117.880	22.04
11ax HE40	NSS1-MCS0	13.5	38	5190	12.45	13.10	15.80	37.997	22.04
11ax HE40	NSS1-MCS0	16.5	46	5230	15.67	16.25	18.98	79.067	22.04
11ax HE80	NSS1-MCS0	11.5	42	5210	10.27	10.68	13.49	22.336	22.04

In the 5.3GBand

Modulation Type	Data Rate	Conducted Setting	Channel	Frequency (MHz)	Measured value of each antenna port (dBm)		Total power (dBm)	Total power (mW)	FCC Limit (dBm)
					ANT A	ANT B			
11ax HE20	NSS1-MCS0	18	52	5260	16.95	17.56	20.28	106.561	22.01
11ax HE20	NSS1-MCS0	16.5	60	5300	15.35	15.94	18.67	73.541	22.01
11ax HE20	NSS1-MCS0	16	64	5320	14.71	15.12	17.93	62.089	21.75
11ax HE40	NSS1-MCS0	16.5	54	5270	15.37	16.01	18.71	74.337	22.01
11ax HE40	NSS1-MCS0	12.5	62	5310	11.27	12.04	14.68	29.392	22.01
11ax HE80	NSS1-MCS0	14.5	58	5290	10.33	11.02	13.70	23.437	22.01

In the 5.5GBand

Modulation Type	Data Rate	Conducted Setting	Channel	Frequency (MHz)	Measured value of each antenna port (dBm)		Total power (dBm)	Total power (mW)	FCC Limit (dBm)
					ANT A	ANT B			
11ax HE20	NSS1-MCS0	14.5	100	5500	12.70	12.96	15.84	38.391	21.80
11ax HE20	NSS1-MCS0	18.5	120	5600	16.96	17.49	20.24	105.764	22.09
11ax HE20	NSS1-MCS0	13	140	5700	11.43	11.45	14.45	27.863	21.82
11ax HE40	NSS1-MCS0	11	102	5510	9.51	9.54	12.54	17.928	22.09
11ax HE40	NSS1-MCS0	18	118	5590	16.50	16.98	19.76	94.557	22.09
11ax HE40	NSS1-MCS0	16.5	134	5670	14.69	15.30	18.02	63.329	22.09
11ax HE80	NSS1-MCS0	13	106	5530	11.01	11.42	14.23	26.486	22.09
11ax HE80	NSS1-MCS0	15.5	122	5610	13.61	14.14	16.89	48.903	22.09
11ax HE160	NSS1-MCS0	8.5	114	5570	7.63	7.89	10.77	11.946	22.09



Beamforming
In the 5.8GBand

Modulation Type	Data Rate	Conducted Setting	Channel	Frequency (MHz)	Measured value of each antenna port (dBm)		Total power (dBm)	Total power (mW)	FCC Limit (dBm)
					ANT A	ANT B			
11ax HE20	NSS1-MCS0	19.5	149	5745	17.77	17.89	20.84	121.359	28.06
11ax HE20	NSS1-MCS0	19	157	5785	17.50	17.21	20.37	108.836	28.06
11ax HE20	NSS1-MCS0	19	165	5825	17.37	16.85	20.13	102.993	28.06
11ax HE40	NSS1-MCS0	18	151	5755	16.28	16.70	19.51	89.235	28.06
11ax HE40	NSS1-MCS0	17.5	159	5795	16.38	16.11	19.26	84.283	28.06
11ax HE80	NSS1-MCS0	16	155	5775	14.28	14.39	17.35	54.271	28.06

Maximum Conducted Output Power (Within 5470-5725MHz band) RF Output Power(dBm)										
Setting	Modulation Type	Data Rate	Frequency (MHz)	W/O Duty Factor Measured value of each antenna port (dBm)		W/O duty factor Total power (dBm)	Duty Factor (dB)	With duty factor Total power (mW)	With duty factor Total power (dBm)	FCC Limit (dBm)
				ANT A	ANT B					
18.5	11ax HE20	NSS1-MCS0	5720	15.18	14.71	17.96	0.38	68.260	18.34	21.65
18	11ax HE40	NSS1-MCS0	5710	14.96	14.36	17.68	0.37	63.836	18.05	22.09
16	11ax HE80	NSS1-MCS0	5690	14.02	13.35	16.71	0.39	51.265	17.10	22.09

Maximum Conducted Output Power (Extends across 5725MHz band) RF Output Power(dBm)										
Setting	Modulation Type	Data Rate	Frequency (MHz)	W/O Duty Factor Measured value of each antenna port (dBm)		W/O duty factor Total power (dBm)	Duty Factor (dB)	With duty factor Total power (mW)	With duty factor Total power (dBm)	FCC Limit (dBm)
				ANT A	ANT B					
18.5	11ax HE20	NSS1-MCS0	5720	8.17	6.71	10.51	0.38	12.278	10.89	28.06
18	11ax HE40	NSS1-MCS0	5710	3.34	1.87	5.68	0.37	4.025	6.05	28.06
16	11ax HE80	NSS1-MCS0	5690	-1.82	-3.40	0.47	0.39	1.219	0.86	28.06

Channel	Setting	Modulation Type	Data Rate	Frequency (MHz)	Avg Power Output (dBm)		Total Power (dBm)
					ANT A	ANT B	
Meter power (for full power)							
Ch144	18.5	11ax HE20	NSS1-MCS0	5720MHz	17.18	17.08	20.14
Ch142	18	11ax HE40	NSS1-MCS0	5710MHz	16.54	16.52	19.54
Ch138	16	11ax HE80	NSS1-MCS0	5690MHz	14.45	14.71	17.59

*For reference only



Beamforming

Maximum Conducted Output Power (Within 5150-5250MHz band) RF Output Power(dBm)										
Setting	Modulation Type	Data Rate	Frequency (MHz)	W/O Duty Factor Measured value of each antenna port (dBm)		W/O duty factor Total power (dBm)	Duty Factor (dB)	With duty factor Total power (mW)	With duty factor Total power (dBm)	FCC Limit (dBm)
				ANT A	ANT B					
4.5	11ax HE160	NSS1-MCS0	5250	4.31	3.11	6.76	0.39	5.190	7.15	20.08

Maximum Conducted Output Power (Extends across 5250MHz band) RF Output Power(dBm)										
Setting	Modulation Type	Data Rate	Frequency (MHz)	W/O Duty Factor Measured value of each antenna port (dBm)		W/O duty factor Total power (dBm)	Duty Factor (dB)	With duty factor Total power (mW)	With duty factor Total power (dBm)	FCC Limit (dBm)
				ANT A	ANT B					
4.5	11ax HE160	NSS1-MCS0	5250	3.68	3.53	6.62	0.39	5.019	7.01	22.01

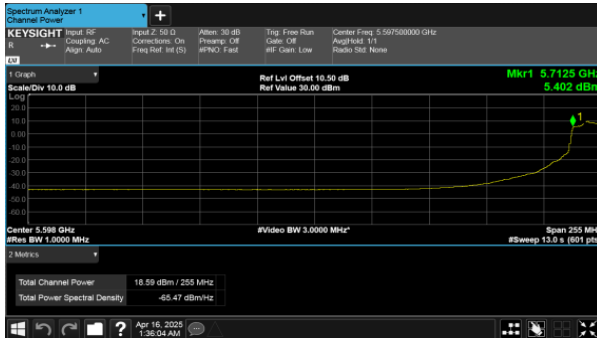
Channel	Setting	Modulation Type	Data Rate	Frequency (MHz)	Avg Power Output (dBm)		Total Power (dBm)
					ANT A	ANT B	
Meter power (for full power)							
Ch50	4.5	11ax HE160	NSS1-MCS0	5250	4.22	4.85	7.56

*For reference only



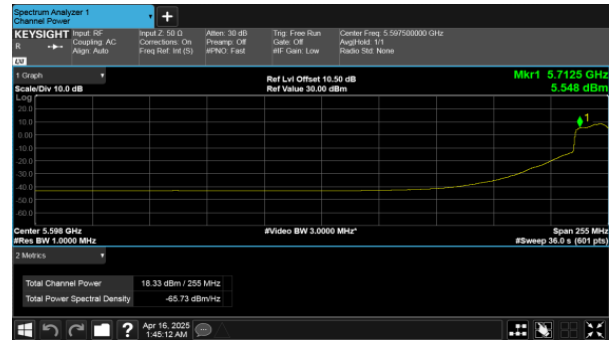
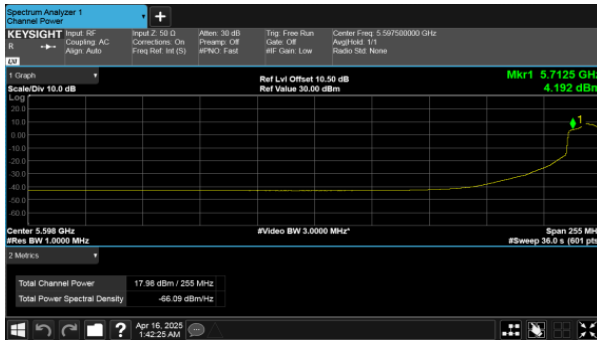
Non-Beamforming
Within 5470-5725MHz band, Straddle Channel
Modulation Type: 802.11a
CH144 Ant 1

CH144 Ant 2



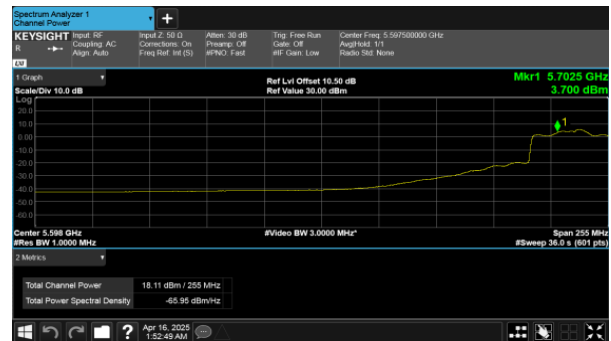
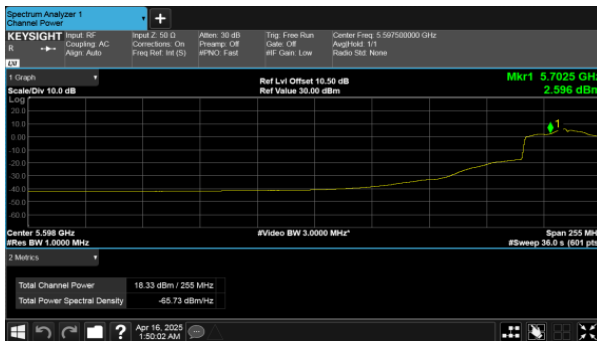
Modulation Type: 802.11ax HE20
CH144 Ant 1

CH144 Ant 2



Modulation Type: 802.11ax HE40
CH142 Ant 1

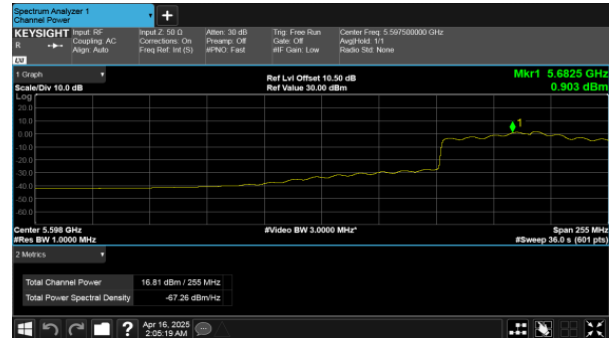
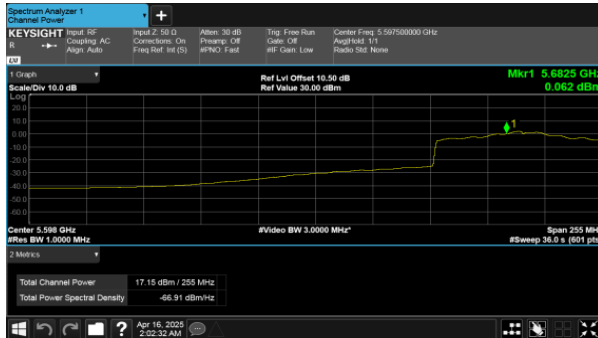
CH142 Ant 2





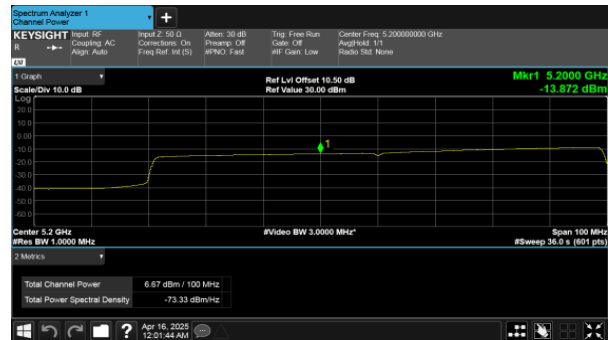
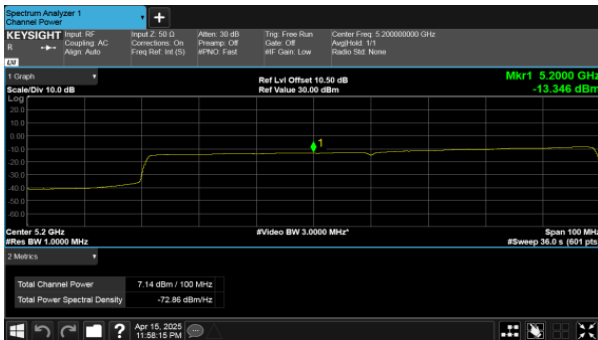
Non-Beamforming
Within 5470-5725MHz band, Straddle Channel
Modulation Type: 802.11ax 80
CH138 Ant 1

CH138 Ant 2



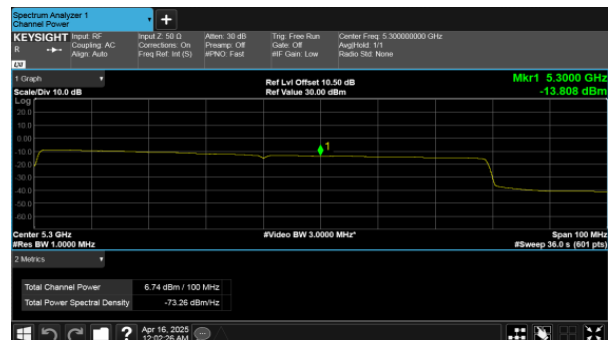
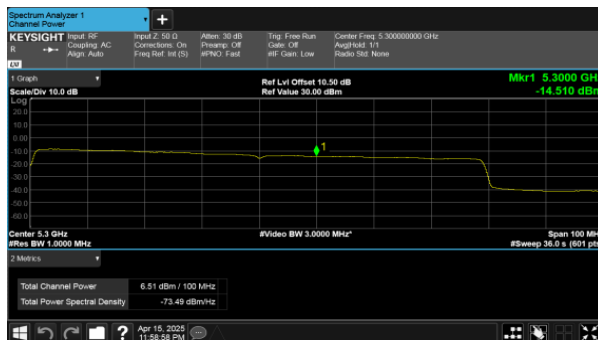
Within 5150-5250MHz band, Straddle Channel
Modulation Type: 802.11ax 160
CH50 Ant 1

CH50 Ant 2



Extend across 5250MHz band, Straddle Channel
CH50 Ant 1

CH50 Ant 2





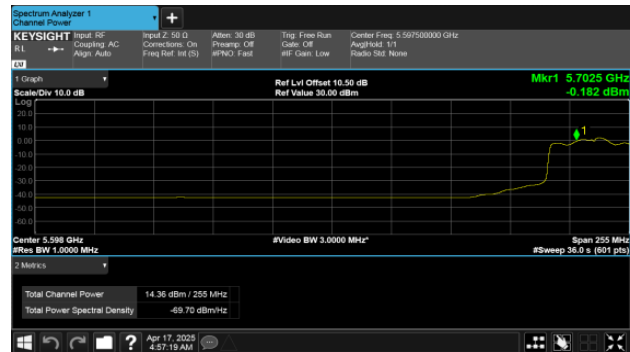
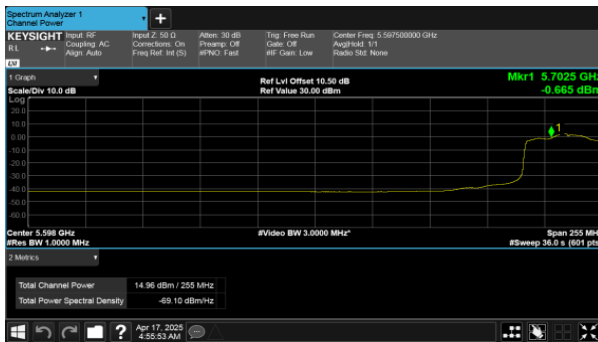
Beamforming
Within 5470-5725MHz band, Straddle Channel
Modulation Type: 802.11ax HE20
CH144 Ant 1

CH144 Ant 2



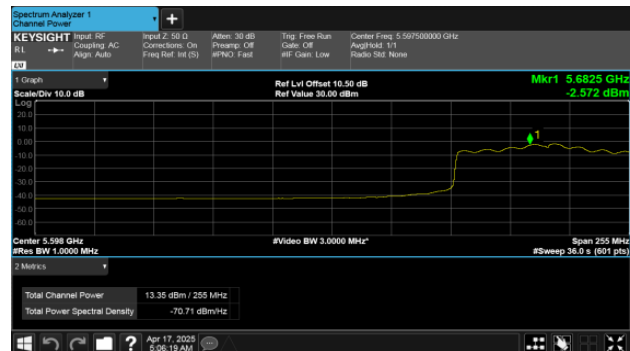
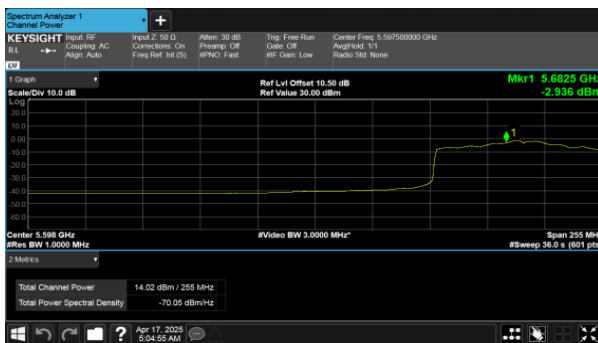
Modulation Type: 802.11ax HE40
CH142 Ant 1

CH142 Ant 2



Modulation Type: 802.11ax HE80
CH138 Ant 1

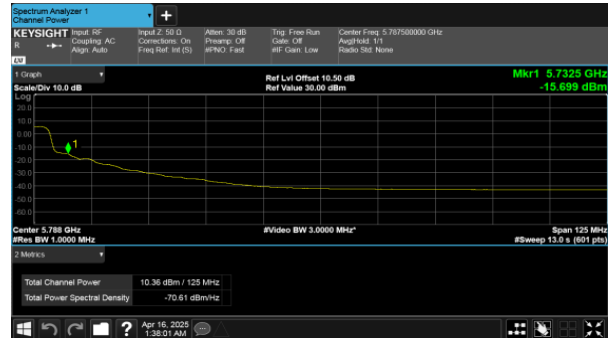
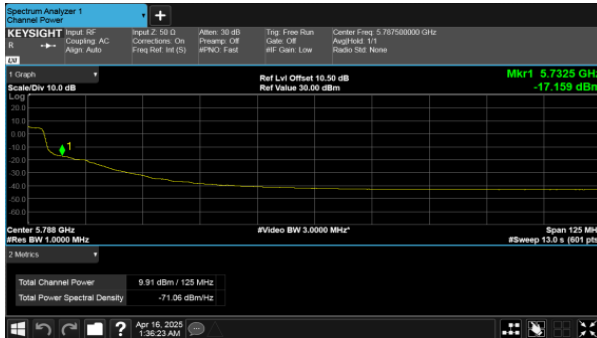
CH138 Ant 2





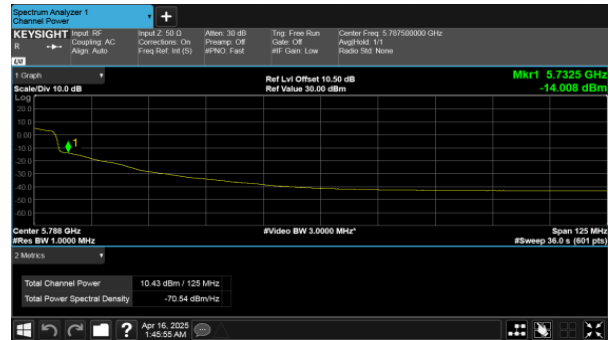
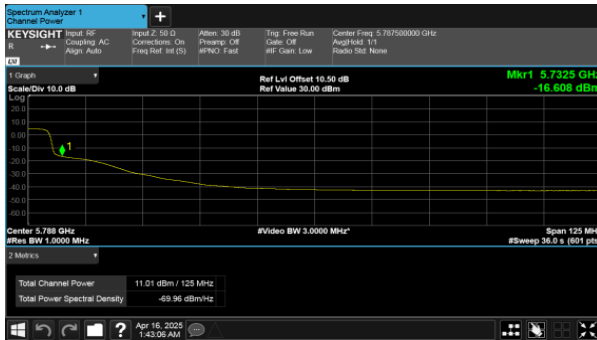
Non-Beamforming
Extends across 5725MHz band, Straddle Channel
Modulation Type: 802.11a
CH144 Ant 1

CH144 Ant 2



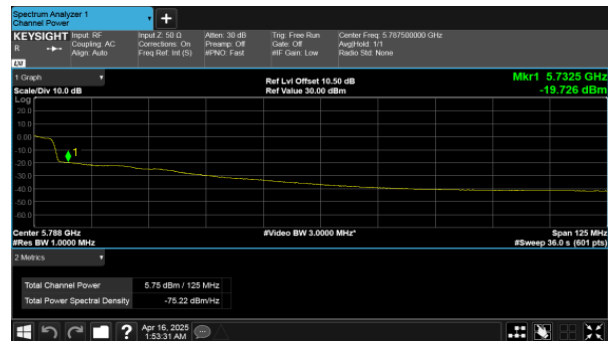
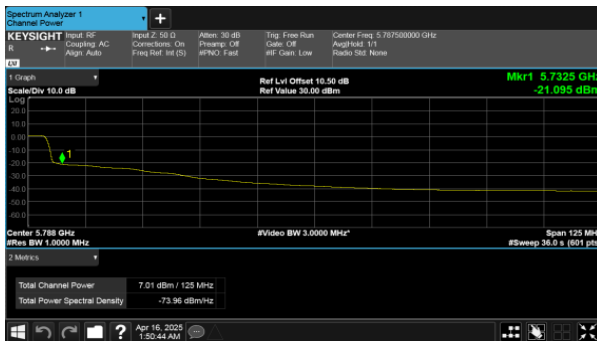
Modulation Type: 802.11ax HE20
CH144 Ant 1

CH144 Ant 2



Modulation Type: 802.11ax HE40
CH142 Ant 1

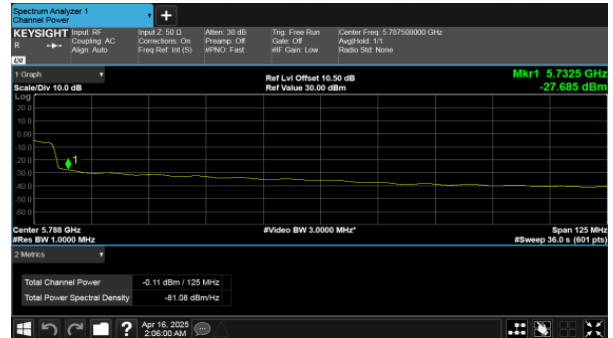
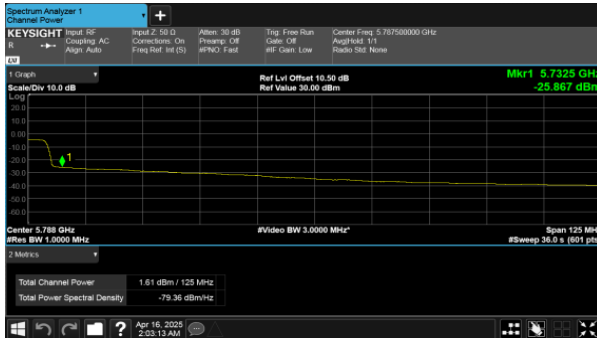
CH142 Ant 2





Non-Beamforming
Extends across 5725MHz band, Straddle Channel
Modulation Type: 802.11ax 80
CH138 Ant 1

CH138 Ant 2





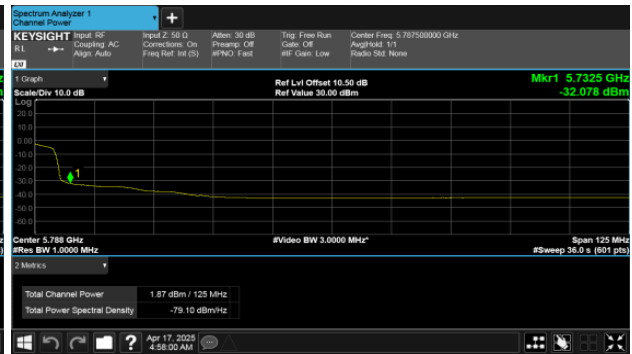
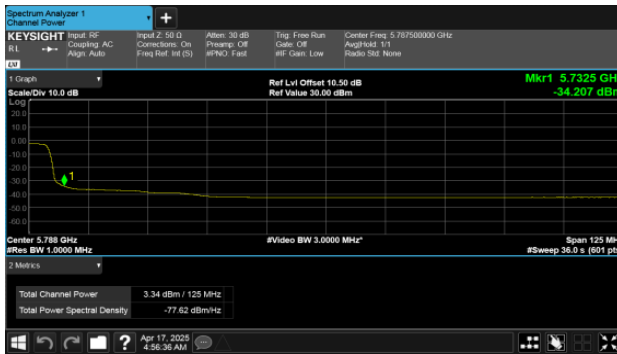
Beamforming
Extends across 5725MHz band, Straddle Channel
Modulation Type: 802.11ax HE20
CH144 Ant 1

CH144 Ant 2



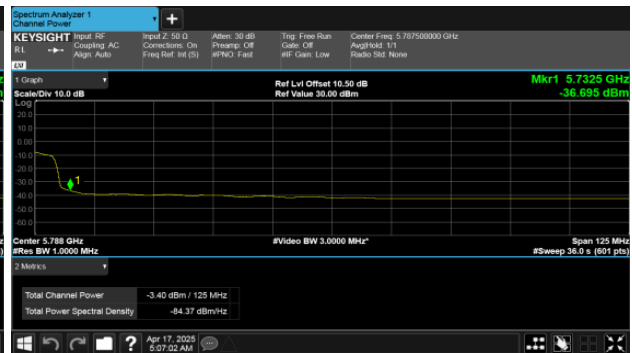
Modulation Type: 802.11ax HE40
CH142 Ant 1

CH142 Ant 2



Modulation Type: 802.11ax HE80
CH138 Ant 1

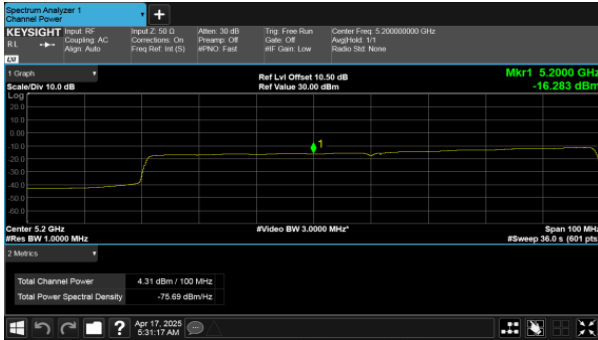
CH138 Ant 2





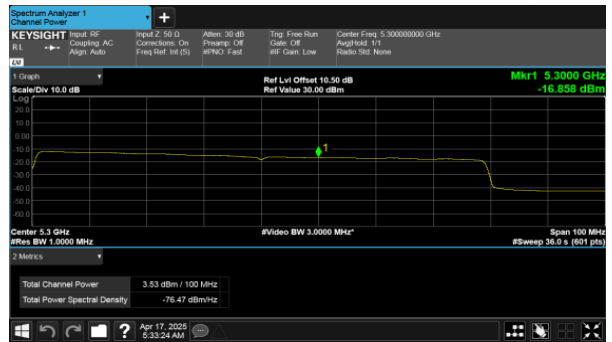
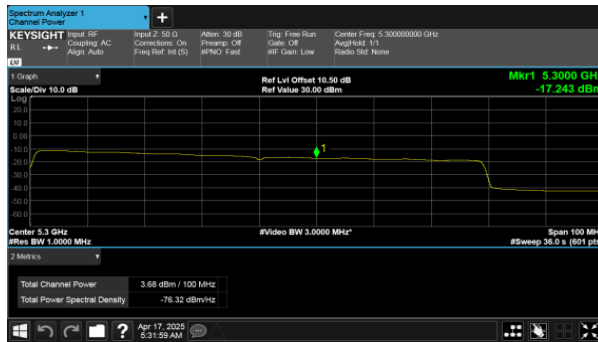
Within 5150-5250MHz band, Straddle Channel
Modulation Type: 802.11ax 160
CH50 Ant 1

CH50 Ant 2



Extend across 5250MHz band, Straddle Channel
CH50 Ant 1

CH50 Ant 2





11. Power Spectral Density

11.1. Test Limit

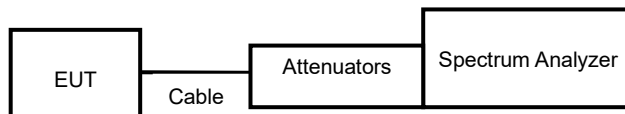
PSD:

Frequency Band		Limit
5.15~5.25GHz		
Operating Mode		
<input type="checkbox"/>	Outdoor access point	17 dBm/MHz
<input checked="" type="checkbox"/>	Indoor access point	17 dBm/MHz
<input type="checkbox"/>	Fixed point-to-point access points	17 dBm/MHz
<input type="checkbox"/>	Mobile and portable client devices	11 dBm/MHz
<input type="checkbox"/>	5.725~5.85 GHz	11 dBm/MHz
<input type="checkbox"/>	5.470-5.725 GHz	11 dBm/MHz
<input checked="" type="checkbox"/>	5.725~5.85 GHz	30 dBm/500kHz

11.2. Test Procedure

Reference to KDB789033 D02 General UNII Test Procedures New Rules v02r01

11.3. Test Setup Layout





11.4. Test Result and Data

In the 5.2G Band

Modulation Type	Channel	Freq. (MHz)	Meas PSD (dBm/MHz)		Sum chain (dBm)	Duty Cycle CF(dB)	Total Corr'd PSD (dBm/MHz)	PSD Limit (dBm/MHz)
			ANT A	ANT B				
11a	36	5180	3.29	3.58	6.44	0.22	6.66	15.04
	40	5200	4.66	4.99	7.84	0.22	8.06	15.04
	48	5240	4.75	5.42	8.11	0.22	8.33	15.04
11ax HE20	36	5180	0.44	0.37	3.42	0.39	3.81	15.04
	40	5200	1.97	2.22	5.11	0.39	5.50	15.04
	48	5240	2.45	3.27	5.89	0.39	6.28	15.04
11ax HE40	38	5190	-4.41	-4.41	-1.40	0.37	-1.03	15.04
	46	5230	-1.05	-0.78	2.10	0.37	2.47	15.04
11ax HE80	42	5210	-8.88	-9.18	-6.02	0.39	-5.63	15.04

In the 5.3G Band

Modulation Type	Channel	Freq. (MHz)	Meas PSD (dBm/MHz)		Sum chain (dBm)	Duty Cycle CF(dB)	Total Corr'd PSD (dBm/MHz)	PSD Limit (dBm/MHz)
			ANT A	ANT B				
11a	52	5260	5.26	5.48	8.38	0.22	8.60	9.01
	60	5300	4.88	5.23	8.07	0.22	8.29	9.01
	64	5320	2.09	2.17	5.14	0.22	5.36	9.01
11ax HE20	52	5260	2.67	3.31	6.01	0.39	6.40	9.01
	60	5300	2.44	3.20	5.85	0.39	6.24	9.01
	64	5320	0.35	0.64	3.51	0.39	3.90	9.01
11ax HE40	54	5270	0.36	1.22	3.82	0.37	4.19	9.01
	62	5310	-1.07	-0.40	2.29	0.37	2.66	9.01
11ax HE80	58	5290	-8.32	-7.87	-5.08	0.39	-4.69	9.01



In the 5.5G Band

Modulation Type	Channel	Freq. (MHz)	Meas PSD (dBm/MHz)		Sum chain (dBm)	Duty Cycle CF(dB)	Total Corr'd PSD (dBm/MHz)	PSD Limit (dBm/MHz)
			ANT A	ANT B				
11a	100	5500	1.46	1.61	4.55	0.22	4.77	9.09
	120	5600	4.41	4.44	7.44	0.22	7.66	9.09
	140	5700	1.33	0.46	3.93	0.22	4.15	9.09
	144	5720	4.56	4.54	7.56	0.22	7.78	9.09
11ax HE20	100	5500	-1.62	-1.54	1.43	0.39	1.82	9.09
	120	5600	2.24	2.75	5.51	0.39	5.90	9.09
	140	5700	-2.48	-2.94	0.31	0.39	0.70	9.09
	144	5720	2.45	2.54	5.51	0.39	5.90	9.09
11ax HE40	102	5510	-6.07	-6.02	-3.04	0.37	-2.67	9.09
	118	5590	-0.27	0.03	2.89	0.37	3.26	9.09
	134	5670	-1.95	-2.02	1.03	0.37	1.40	9.09
	142	5710	-0.01	-0.21	2.90	0.37	3.27	9.09
11ax HE80	106	5530	-7.40	-7.66	-4.52	0.39	-4.13	9.09
	122	5610	-5.52	-5.01	-2.24	0.39	-1.85	9.09
	138	5690	-3.85	-4.02	-0.92	0.39	-0.53	9.09
11ax HE160	114	5570	-12.48	-12.60	-9.53	0.39	-9.14	9.09

In the 5.8G Band

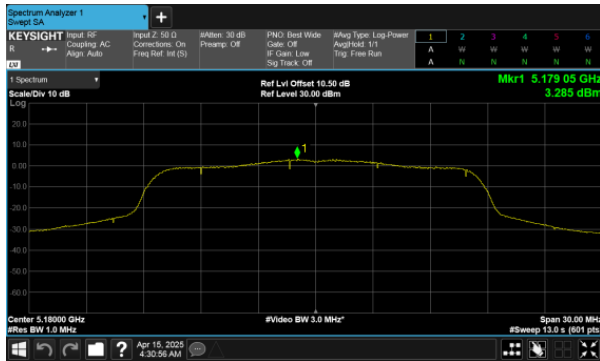
Modulation Type	Channel	Freq. (MHz)	Meas PSD (dBm/MHz)		Sum chain (dBm)	Duty Cycle CF(dB)	10log (500KHz/RBW) CF (dB)	Total Corr'd PSD (dBm/MHz)	PSD Limit (dBm/MHz)
			ANT A	ANT B					
11a	149	5745	4.58	5.01	7.81	0.22	-3.01	5.02	28.06
	157	5785	4.65	5.18	7.94	0.22	-3.01	5.14	28.06
	165	5825	4.68	4.85	7.78	0.22	-3.01	4.99	28.06
11ax HE20	149	5745	2.27	2.76	5.53	0.39	-3.01	2.91	28.06
	157	5785	2.25	2.90	5.60	0.39	-3.01	2.98	28.06
	165	5825	2.47	2.50	5.49	0.39	-3.01	2.87	28.06
11ax HE40	151	5755	-0.79	-0.09	2.59	0.37	-3.01	-0.05	28.06
	159	5795	-1.08	-1.06	1.94	0.37	-3.01	-0.70	28.06
11ax HE80	155	5775	-5.32	-4.89	-2.09	0.39	-3.01	-4.71	28.06

802.11ax HE160

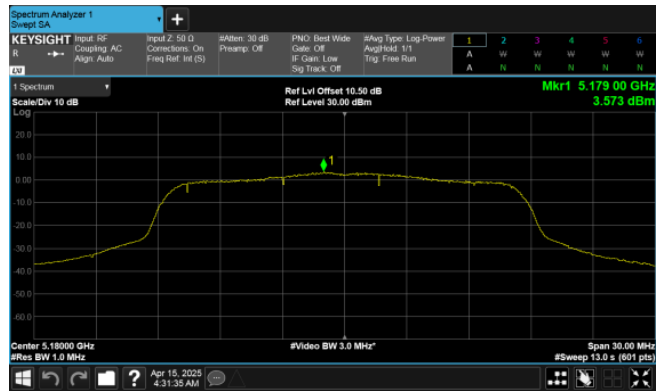
Modulation Type	Channel	Freq. (MHz)	Meas PSD (dBm/MHz)		Sum chain (dBm)	Duty Cycle CF(dB)	Total Corr'd PSD (dBm/MHz)	PSD Limit (dBm/MHz)
			ANT A	ANT B				
11ax HE160	50	5210	-13.43	-13.69	-10.54	0.39	-10.15	15.04
		5290	-13.58	-13.71	-10.63	0.39	-10.24	9.01



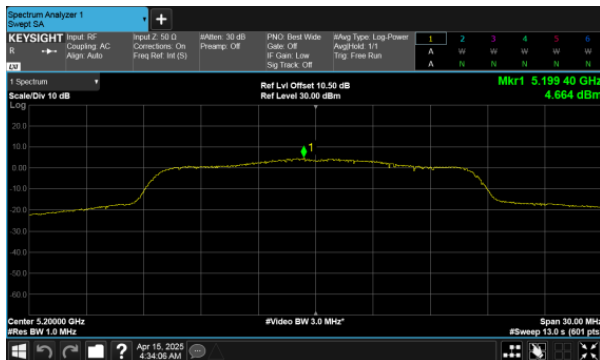
In the 5.2GBand
Modulation Type: 802.11a
CH36 Ant 1



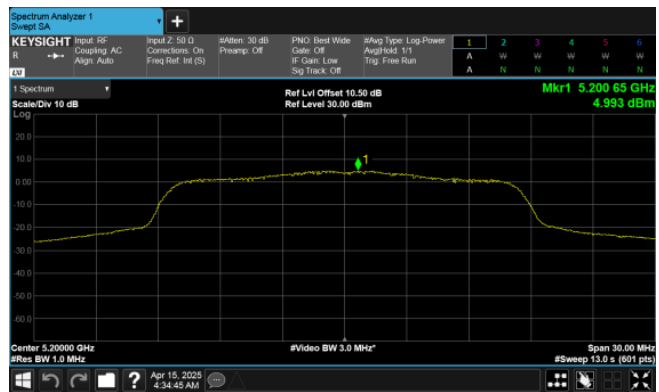
CH36 Ant 2



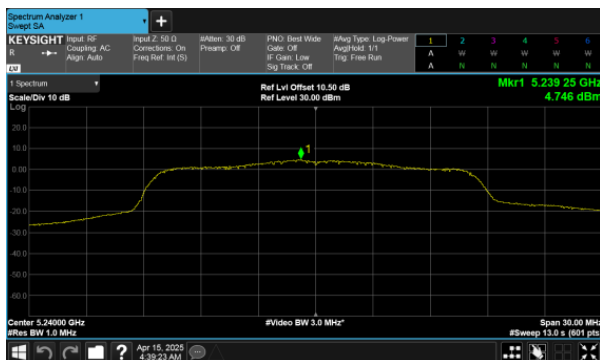
CH40 Ant 1



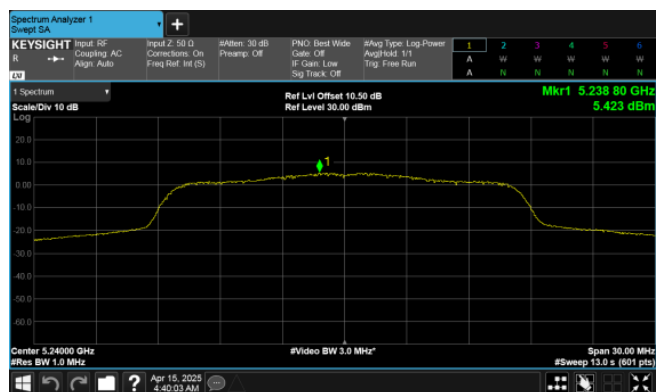
CH40 Ant 2



CH48 Ant 1



CH48 Ant 2

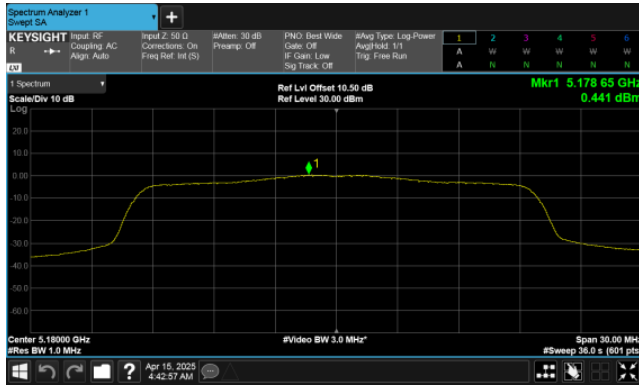




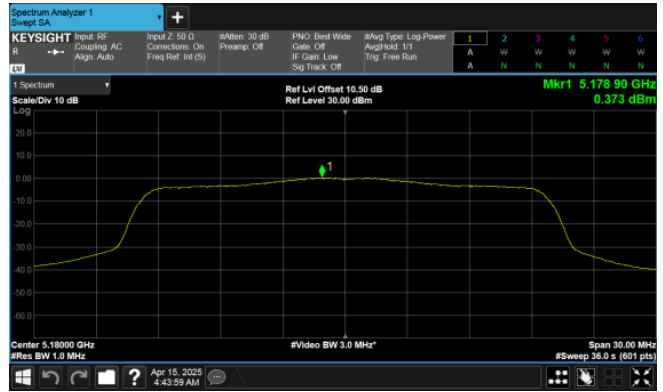
In the 5.2GBand

Modulation Type: 802.11ax HE20

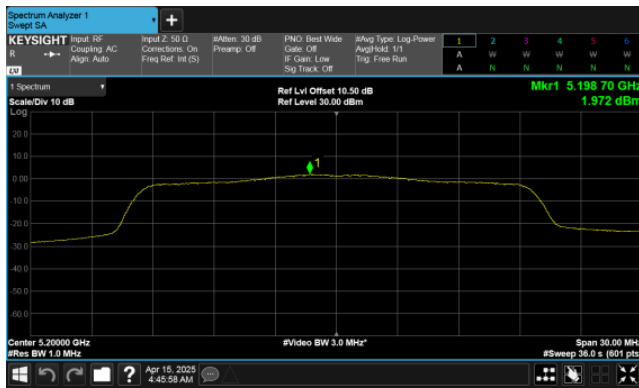
CH36 Ant 1



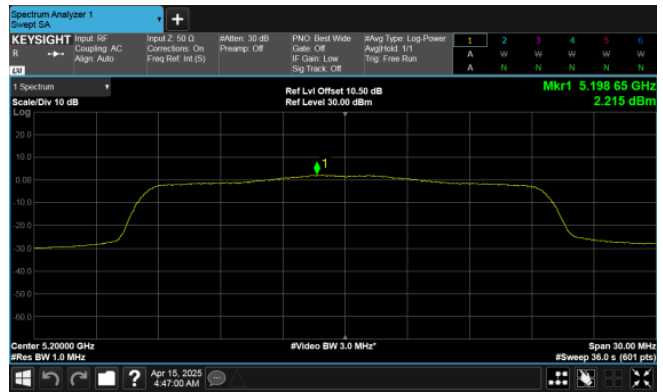
CH36 Ant 2



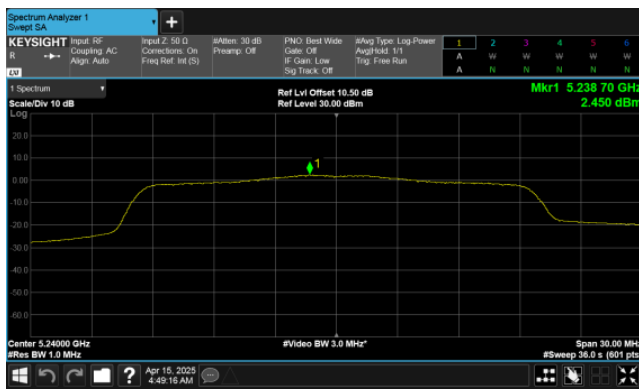
CH40 Ant 1



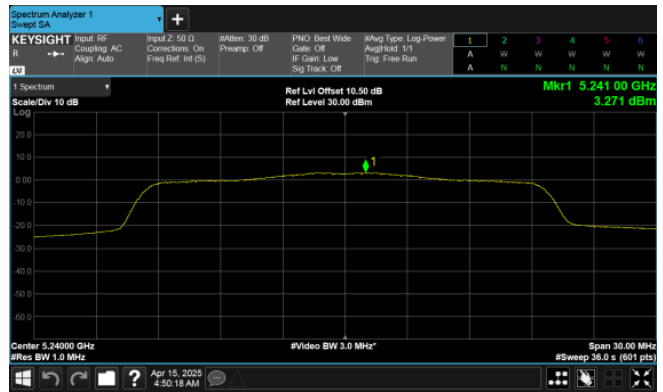
CH40 Ant 2



CH48 Ant 1



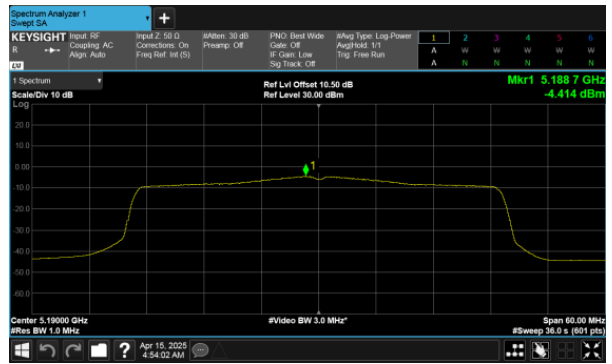
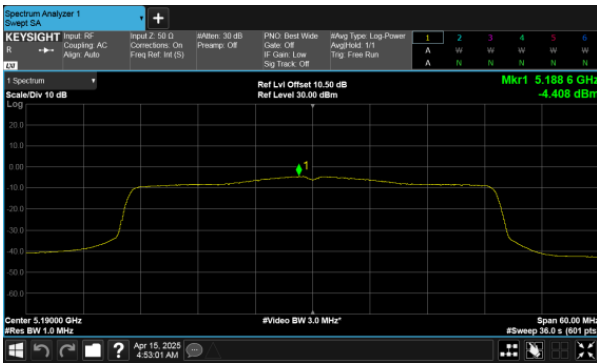
CH48 Ant 2





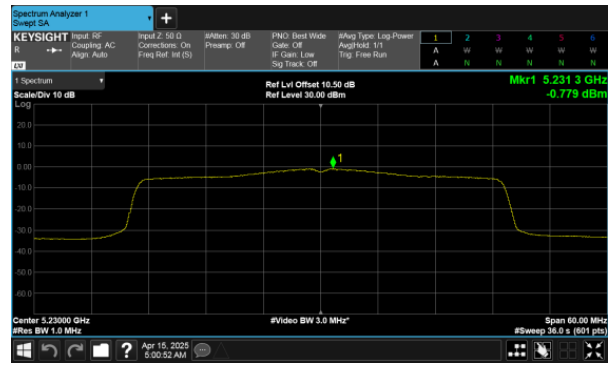
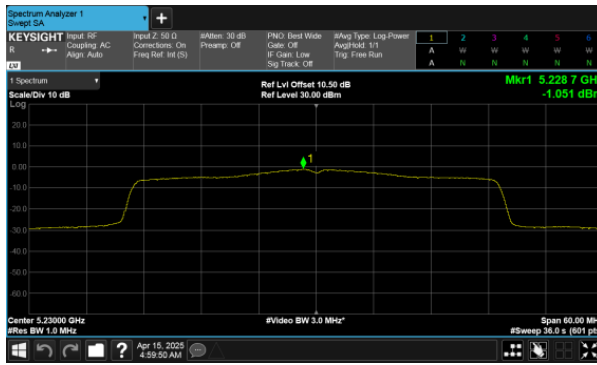
In the 5.2GBand
Modulation Type: 802.11ax HE40
CH38 Ant 1

CH38 Ant 2



CH46 Ant 1

CH46 Ant 2

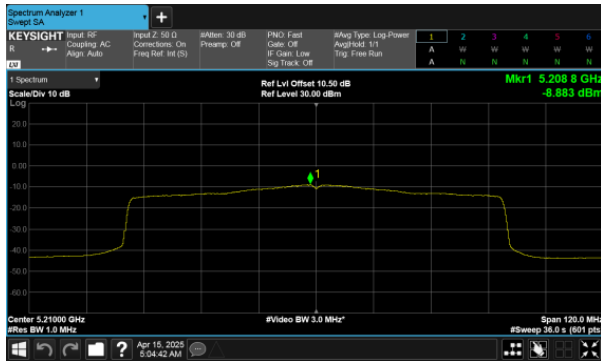




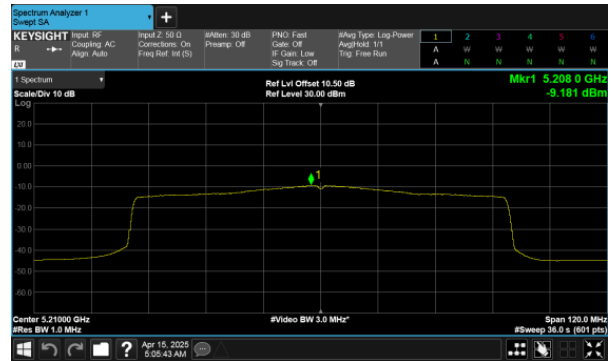
In the 5.2GBand

Modulation Type: 802.11ax HE80

CH42 Ant 1

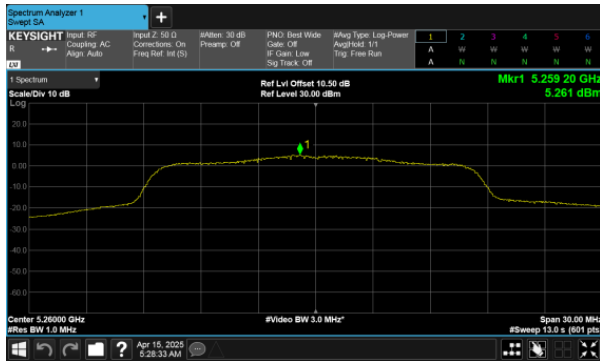


CH42 Ant 2

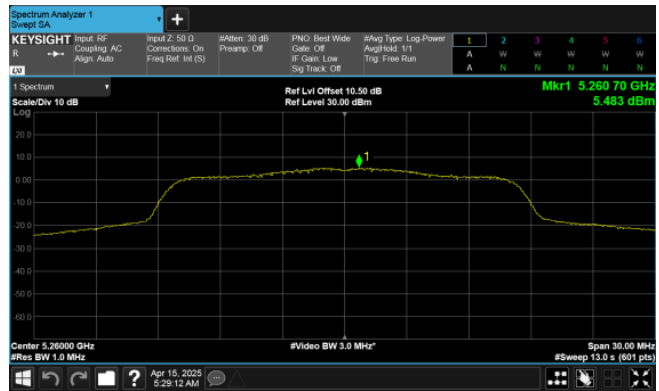




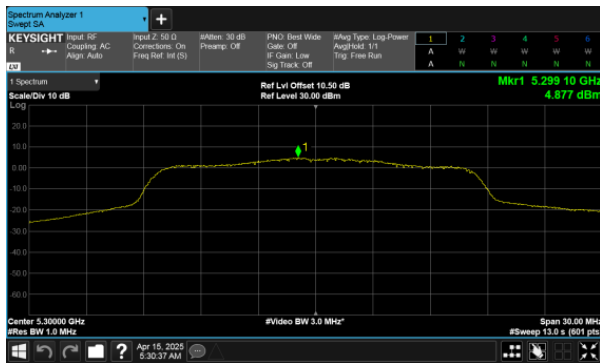
In the 5.3GBand
Modulation Type: 802.11a
CH52 Ant 1



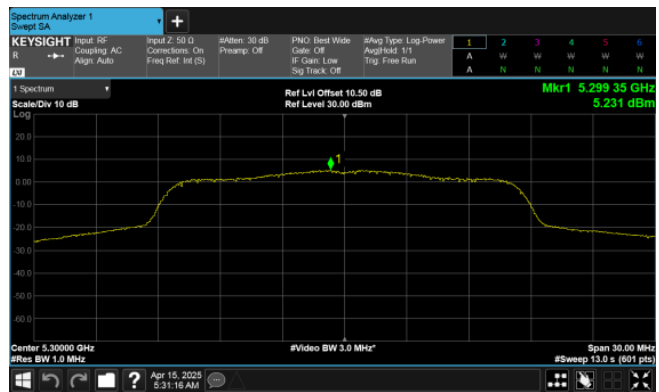
CH52 Ant 2



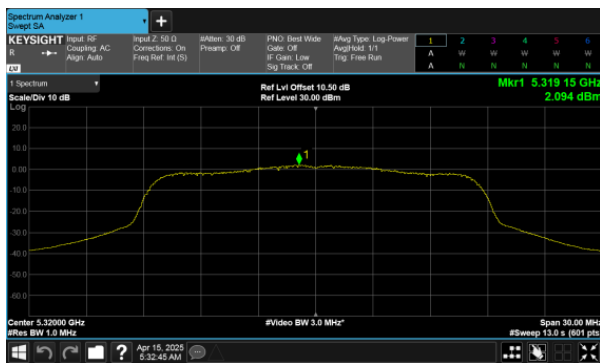
CH60 Ant 1



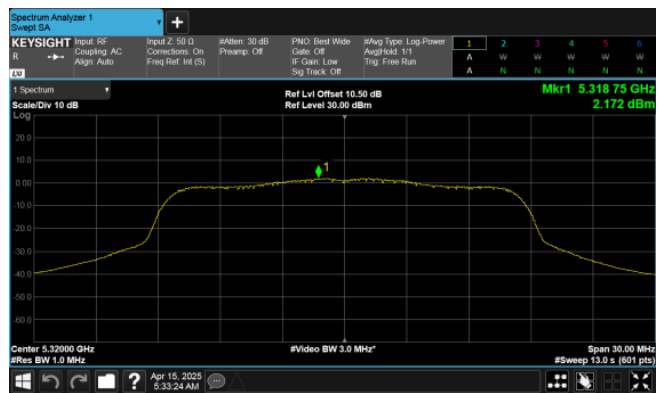
CH60 Ant 2



CH64 Ant 1



CH64 Ant 2

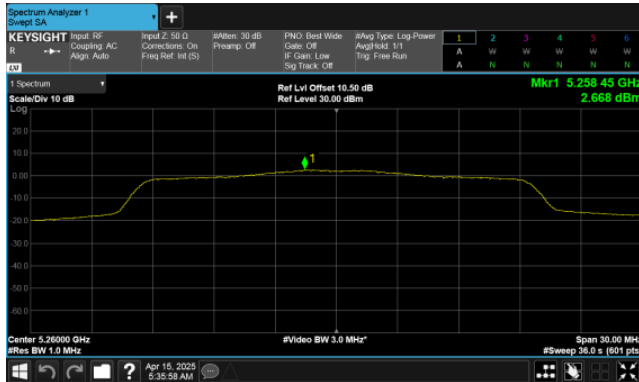




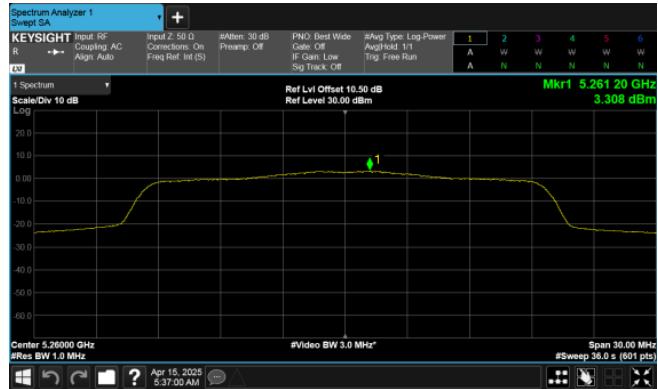
In the 5.3G Band

Modulation Type: 802.11ax HE20

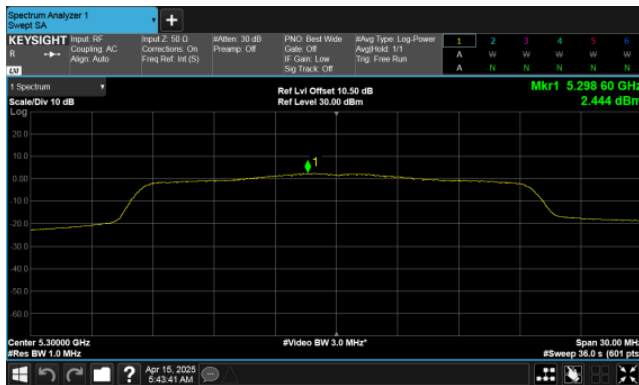
CH52 Ant 1



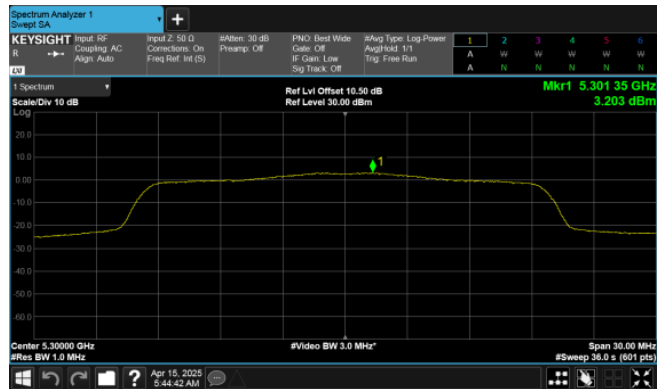
CH52 Ant 2



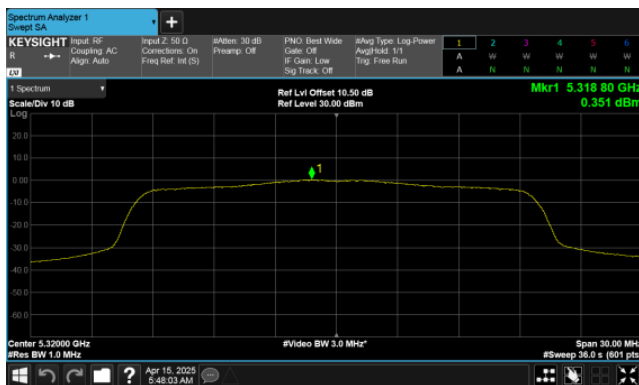
CH60 Ant 1



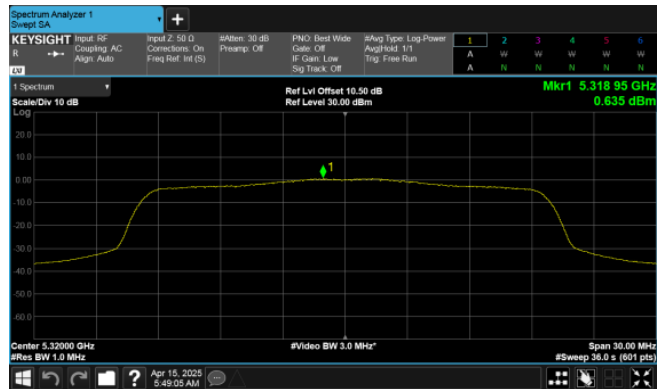
CH60 Ant 2



CH64 Ant 1

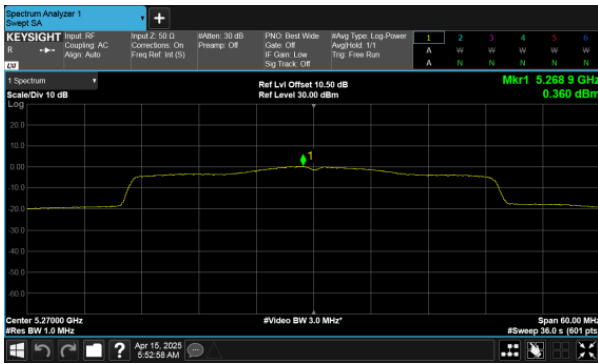


CH64 Ant 2

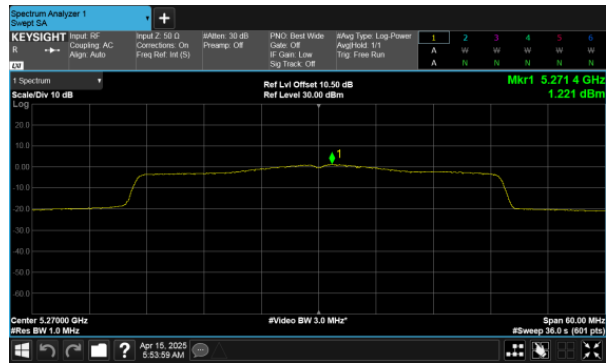




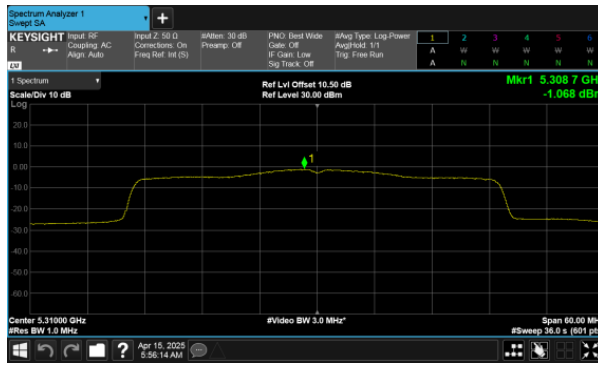
In the 5.3G Band
Modulation Type: 802.11ax HE40
CH54 Ant 1



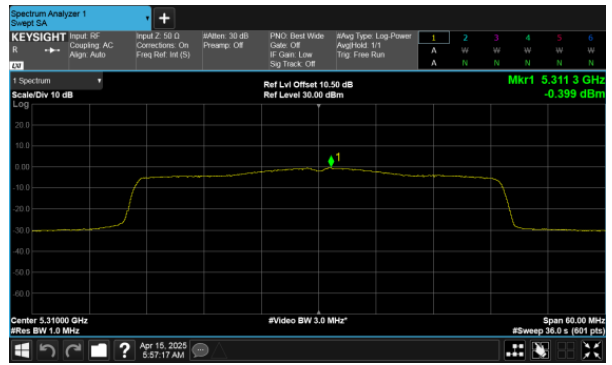
CH54 Ant 2



CH62 Ant 1



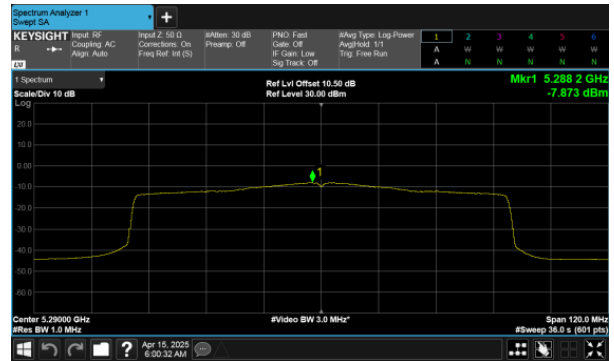
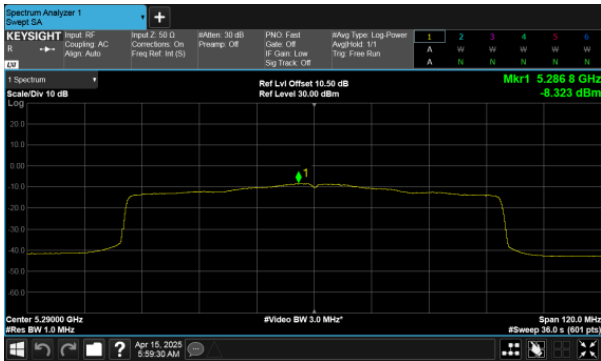
CH62 Ant 2





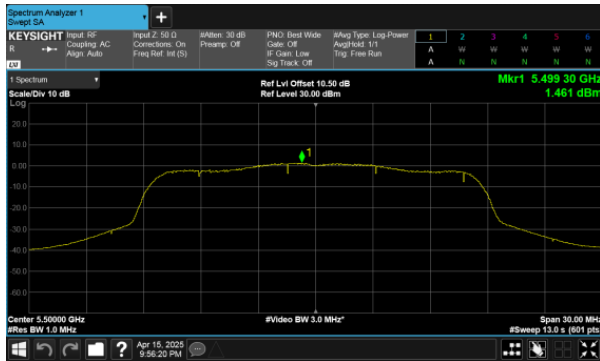
In the 5.3G Band
Modulation Type: 802.11ax HE80
CH58 Ant 1

CH58 Ant 2

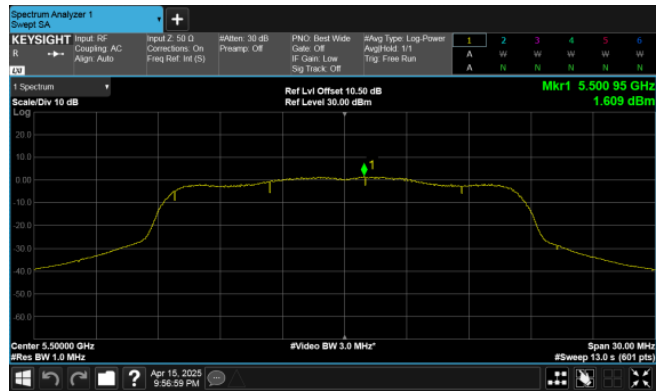




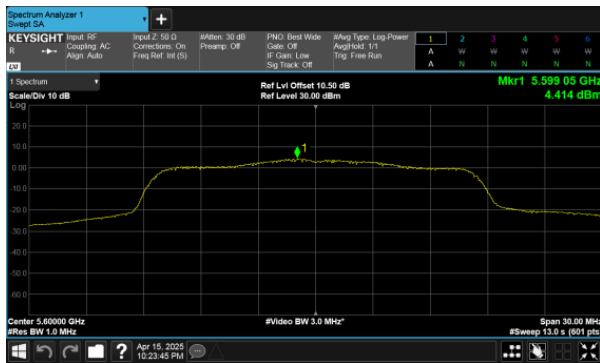
In the 5.5G Band
Modulation Type: 802.11a
CH100 Ant 1



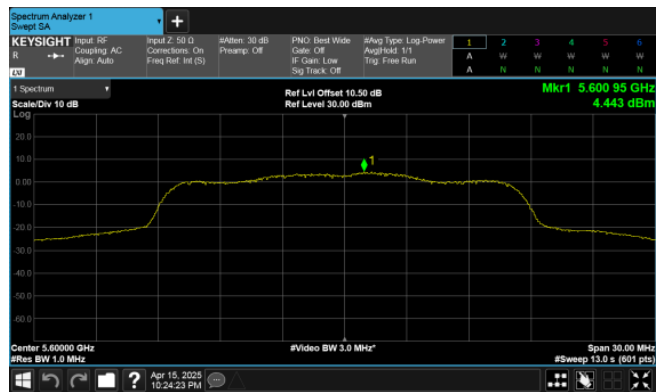
CH100 Ant 2



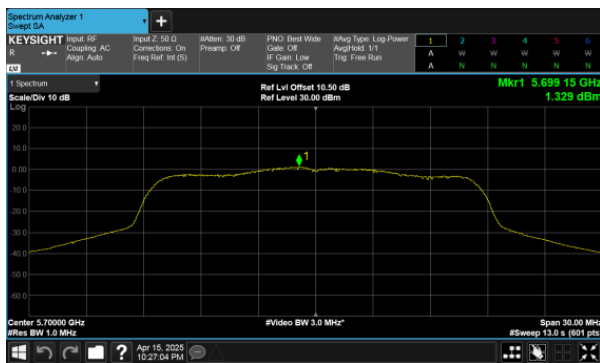
CH120 Ant 1



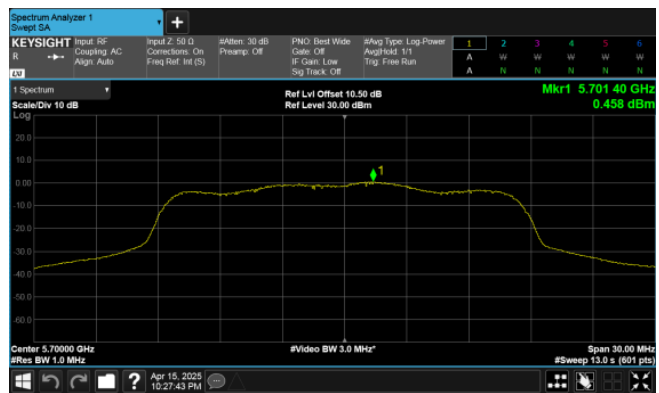
CH120 Ant 2



CH140 Ant 1



CH140 Ant 2

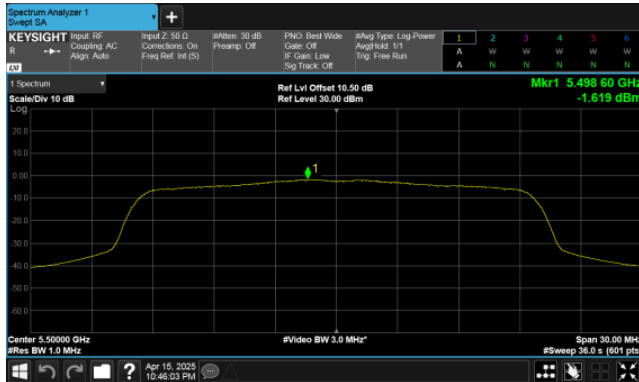




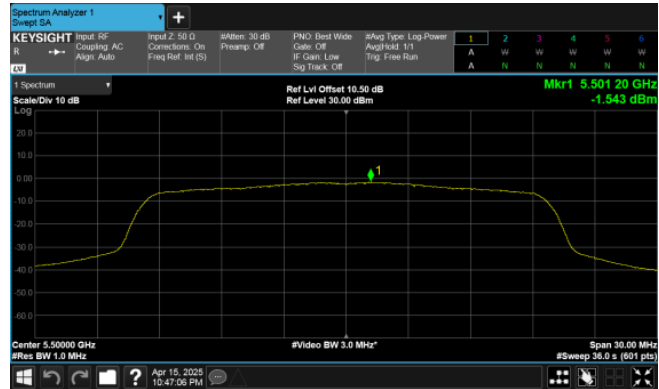
In the 5.5G Band

Modulation Type: 802.11ax HE20

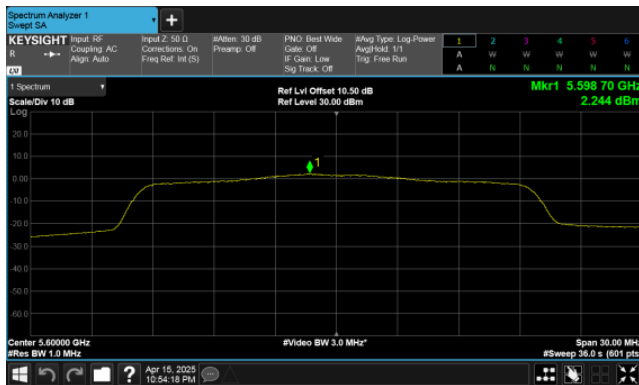
CH100 Ant 1



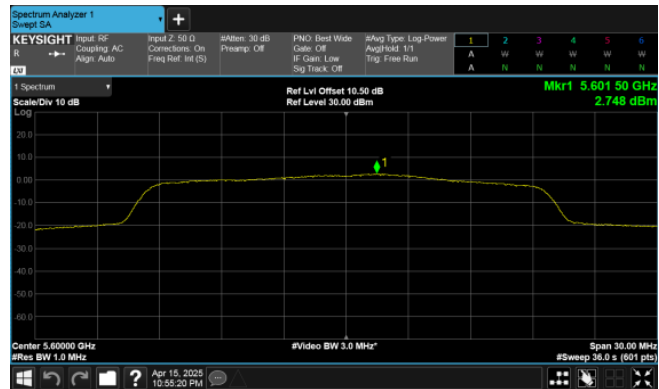
CH100 Ant 2



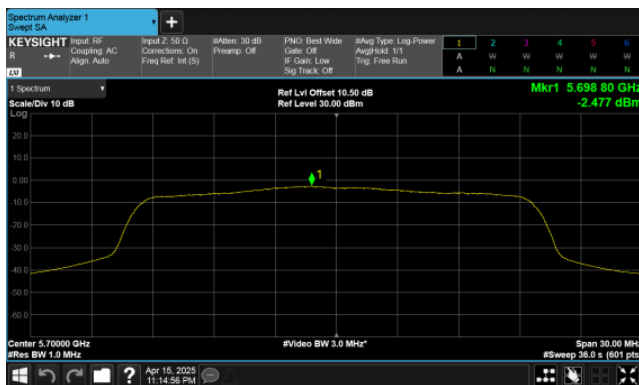
CH120 Ant 1



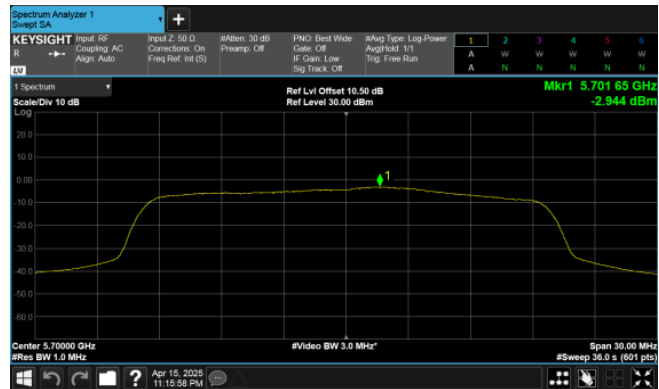
CH120 Ant 2



CH140 Ant 1



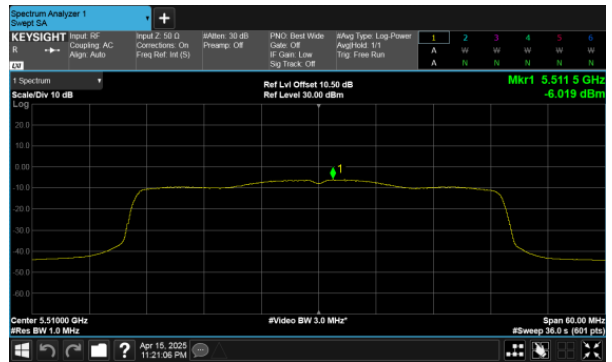
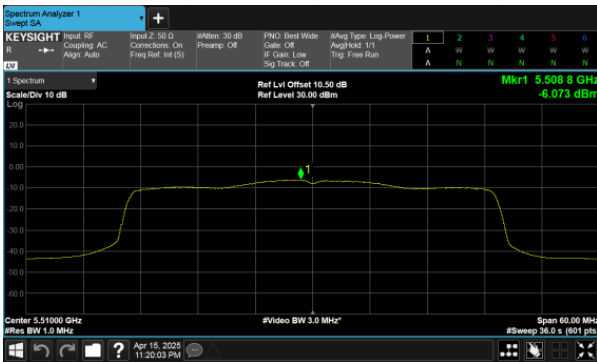
CH140 Ant 2





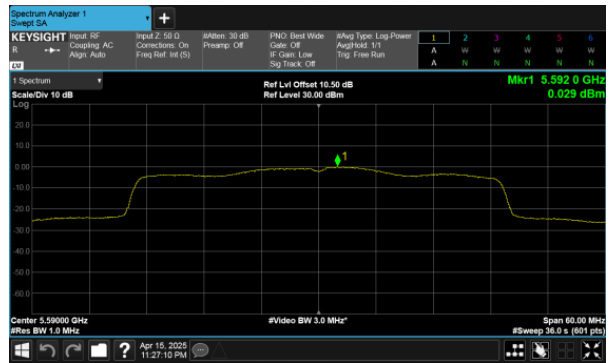
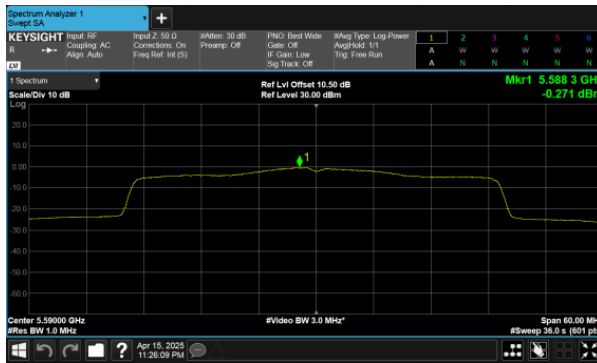
In the 5.5G Band
Modulation Type: 802.11ax HE40
CH102 Ant 1

CH102 Ant 2



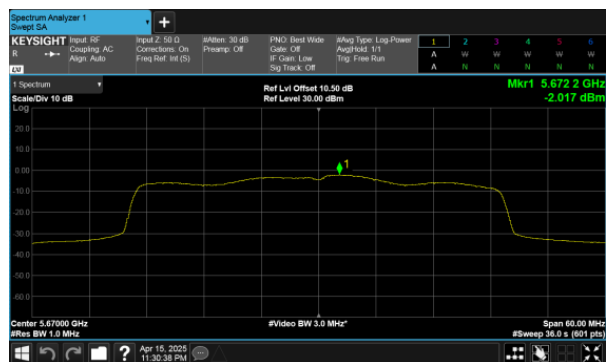
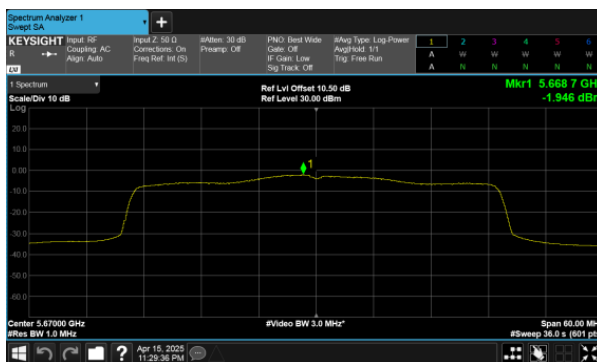
CH118 Ant 1

CH118 Ant 2



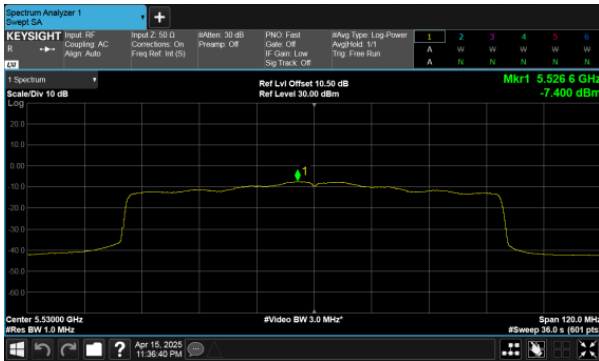
CH134 Ant 1

CH134 Ant 2

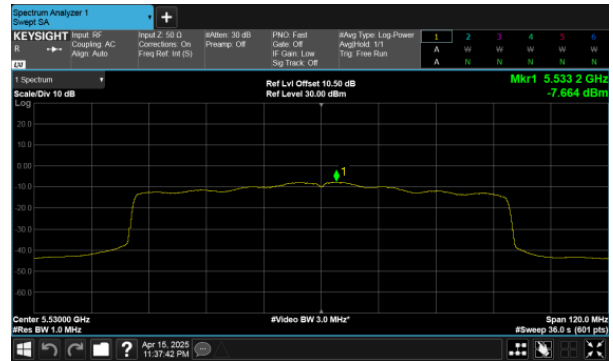




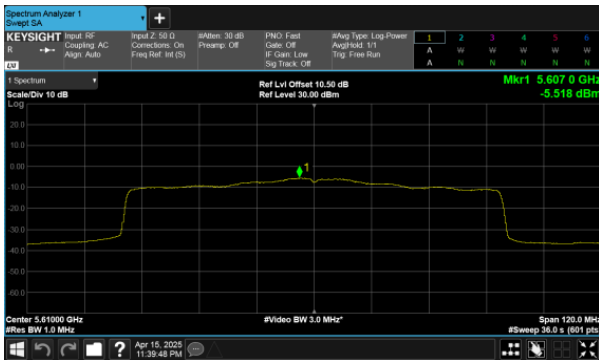
In the 5.5G Band
Modulation Type: 802.11ax HE80
CH106 Ant 1



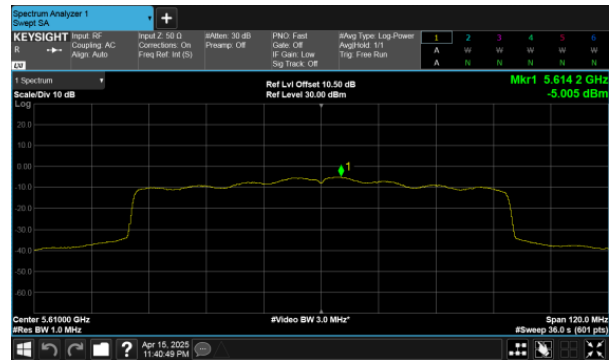
CH106 Ant 2



CH122 Ant 1



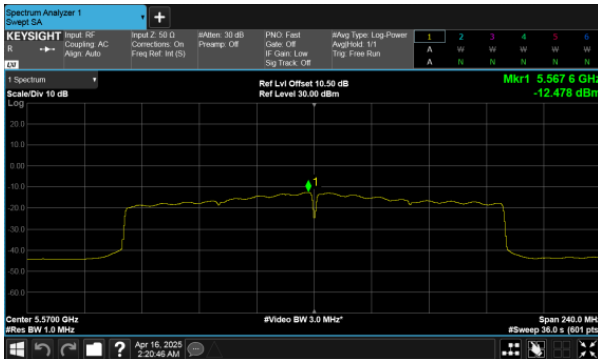
CH122 Ant 2





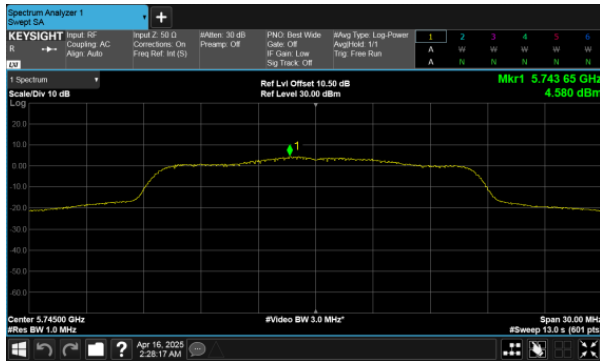
In the 5.5G Band
Modulation Type: 802.11ax HE16Q
CH114 Ant 1

CH114 Ant 2

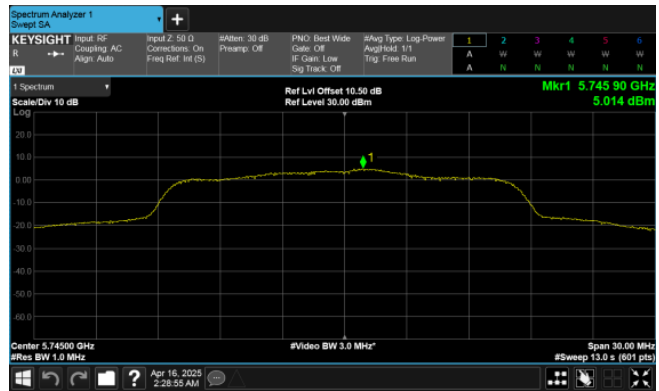




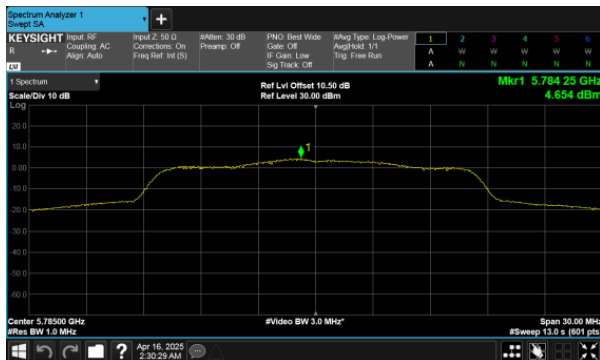
In the 5.8G Band
Modulation Type: 802.11a
CH149 Ant 1



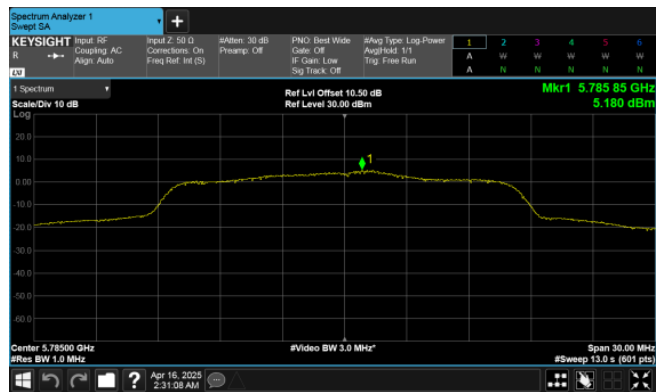
CH149 Ant 2



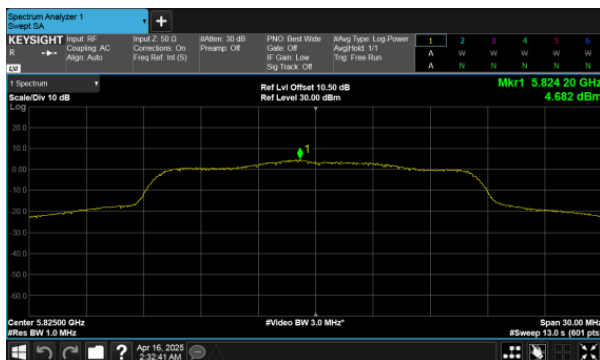
CH157 Ant 1



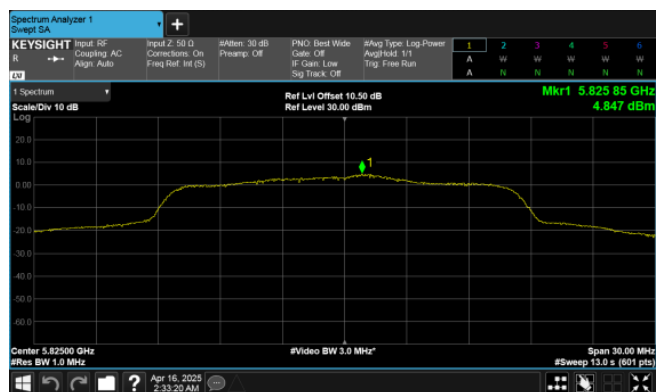
CH157 Ant 2



CH165 Ant 1



CH165 Ant 2

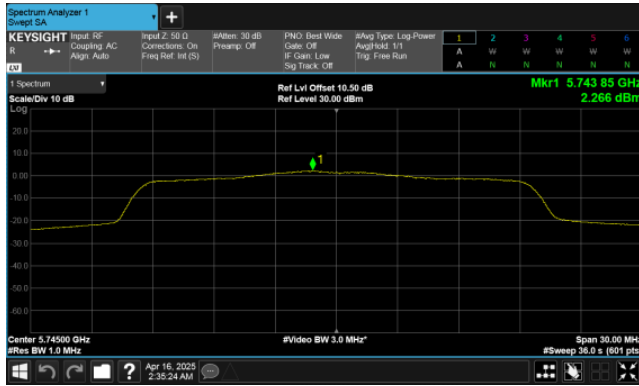




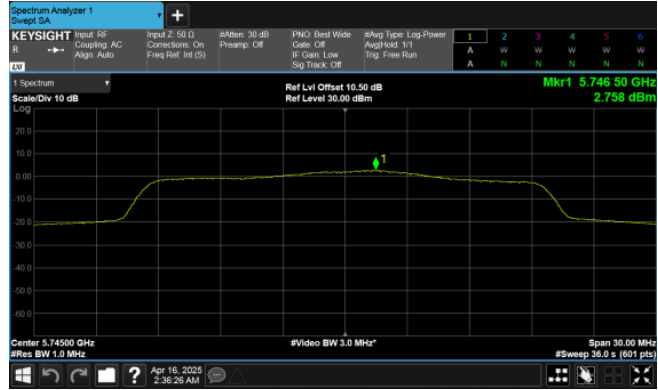
In the 5.8G Band

Modulation Type: 802.11ax HE20

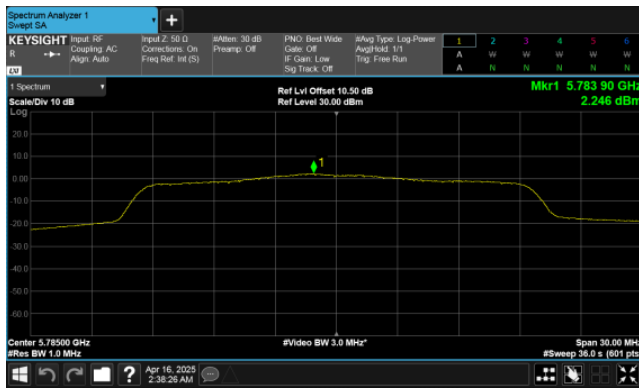
CH149 Ant 1



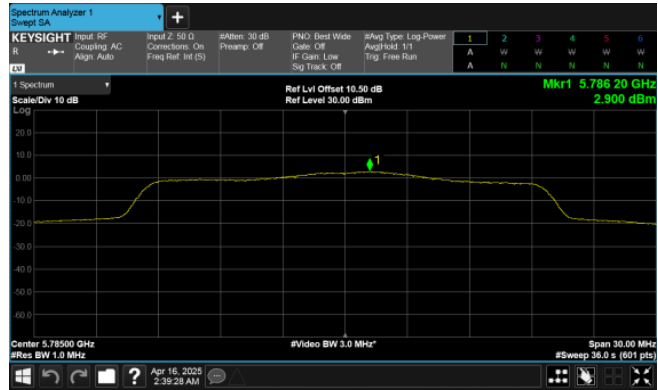
CH149 Ant 2



CH157 Ant 1



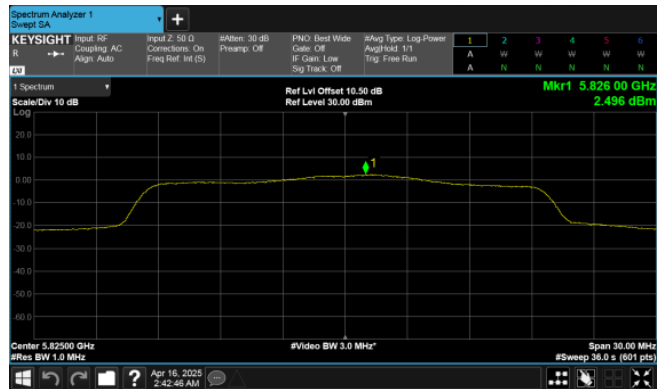
CH157 Ant 2



CH165 Ant 1



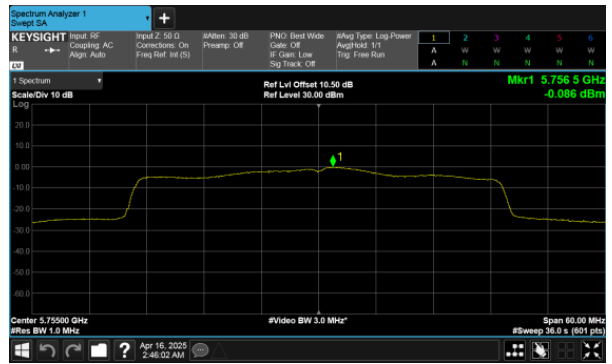
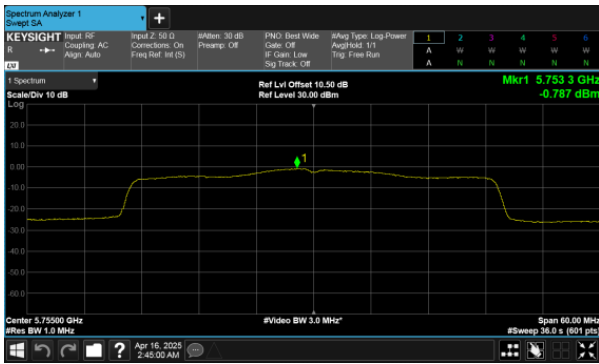
CH165 Ant 2





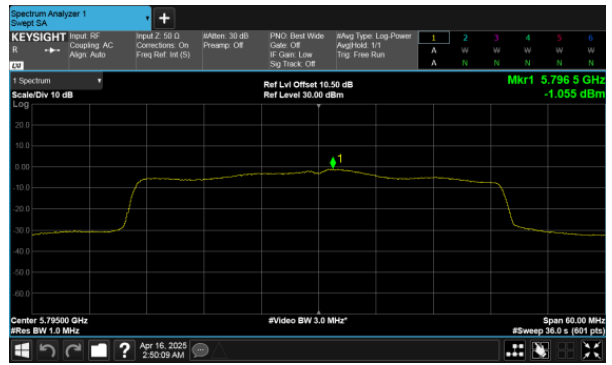
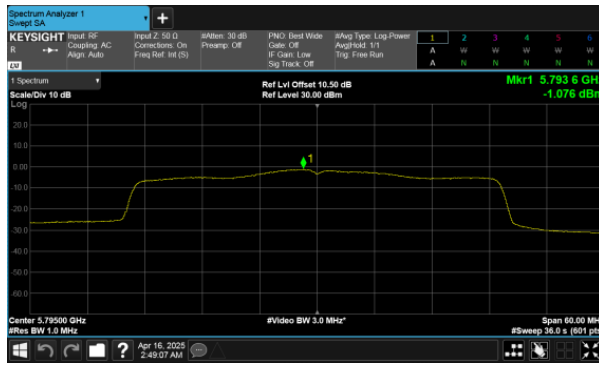
In the 5.8 G Band
Modulation Type: 802.11ax HE40
CH151 Ant 1

CH151 Ant 2



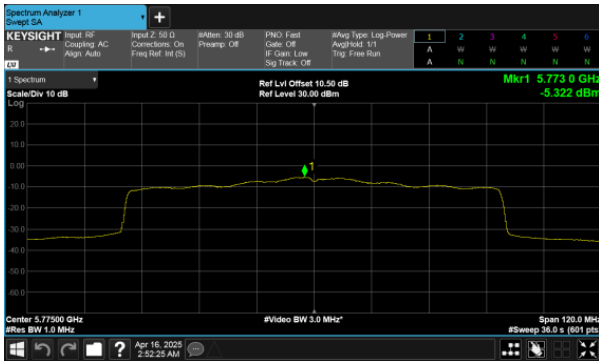
CH159 Ant 1

CH159 Ant 2

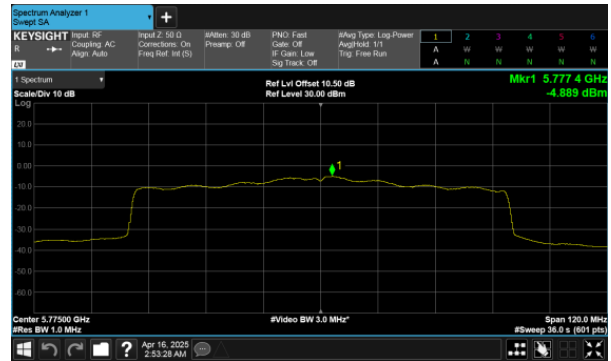




In the 5.8G Band
Modulation Type: 802.11ax HE80
CH155 Ant 1



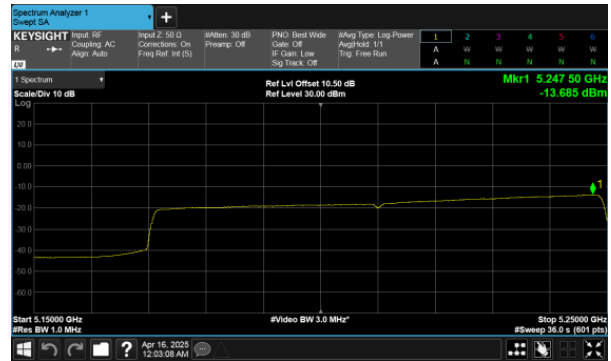
CH155 Ant 2



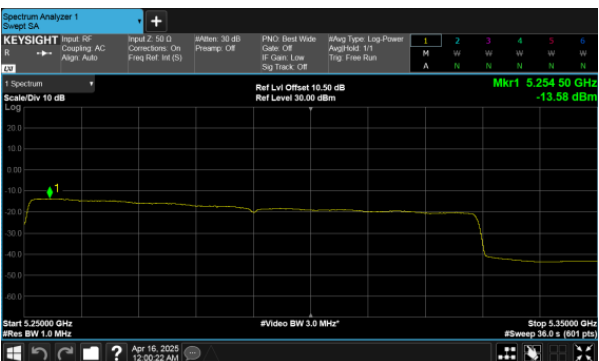
Modulation Type: 802.11ax HE160
CH50 5210GHz Ant 1



CH50 5210GHz Ant 2



CH50 5250GHz Ant 1



CH50 5250GHz Ant 2

