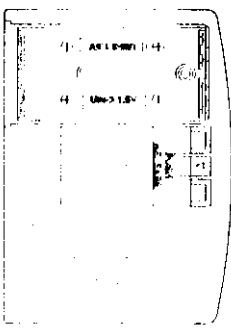


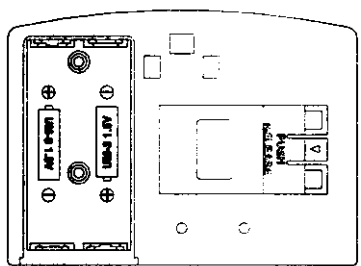
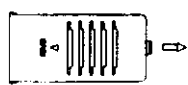
# ***EXHIBIT C***

## ***User Manual***

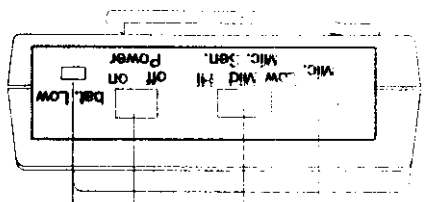
1. Push according to the mark direction to open battery cover (Picture 1), put rechargeable batteries (UM-3, 1.5V \* 2) inside.
2. Users may select the ways to wear their belt-pack transmitter, by changing the positions of clip on back of the transmitter. (Picture 2)
3. Please take the batteries out of the transmitter when stop usage, to maintain the life of the machine.
4. BATTERY LOW LED: The red led will light up still when the battery is in low power.



(Picture 1)

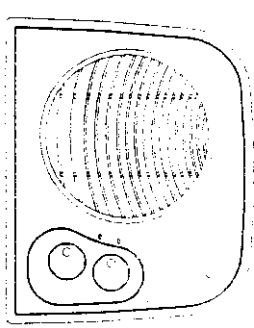
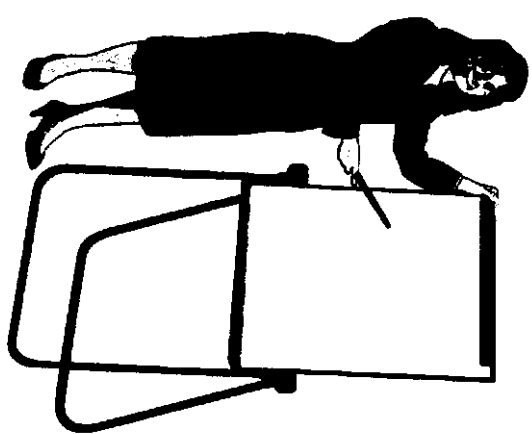


(Picture 2)



- MIC IN
- MICROPHONE VOLUME CONTROL (HI, MID, & LOW LEVEL)
- POWER SWITCH
- BATTERY LOW LED

# WIRELESS SPEAKER MICROPHONE SYSTEM



NOTICE: This device complies with Part 74 of the FCC rules.

Operation is subject to the following two conditions:

(1) This device may not cause harmful interference, and

(2) This device must accept any interference received,

including interference that may cause undesired operation.

### **INFORMATION TO THE USER**

The changes or modifications not expressly approved by the party responsible for compliance could void the user's authority to operate the equipment.