


11. Appendixes


11.1. Photos and Ports Location

Photograph Reference Number	Title
PHT/001	Test configuration for the measurement of SAR Lab
PHT/002	Top 0mm Ant1
PHT/003	Bottom 0mm Ant1
PHT/004	Left 0mm Ant1
PHT/005	Back 0mm Ant1
PHT/006	Top 0mm Ant2
PHT/007	Bottom 0mm Ant2
PHT/008	Right 0mm Ant2
PHT/009	Top View of Radiated DUT with Ant1
PHT/010	Bottom View of Radiated DUT with Ant1
PHT/011	Top View of Radiated DUT with Ant2
PHT/012	Bottom View of Radiated DUT with Ant2
PHT/013	Top View of Conducted DUT
PHT/014	Back View of Conducted DUT
PHT/015	Antenna Schematics
PHT/016	Antenna Location on DUT


PHT/001: Test configuration for the measurement of SAR Lab




PHT/002: Top 0mm Ant1



PHT/003: Bottom 0mm Ant1




PHT/004: Left 0mm Ant1




PHT/005: Back 0mm Ant1




PHT/006: Top 0mm Ant2



PHT/007: Bottom 0mm Ant2



PHT/008: Right 0mm Ant2



PHT/009: Top View of Radiated DUT with Ant1



PHT/010: Bottom View of Radiated DUT with Ant1




PHT/011: Top View of Radiated DUT with Ant2



PHT/012: Bottom View of Radiated DUT with Ant2



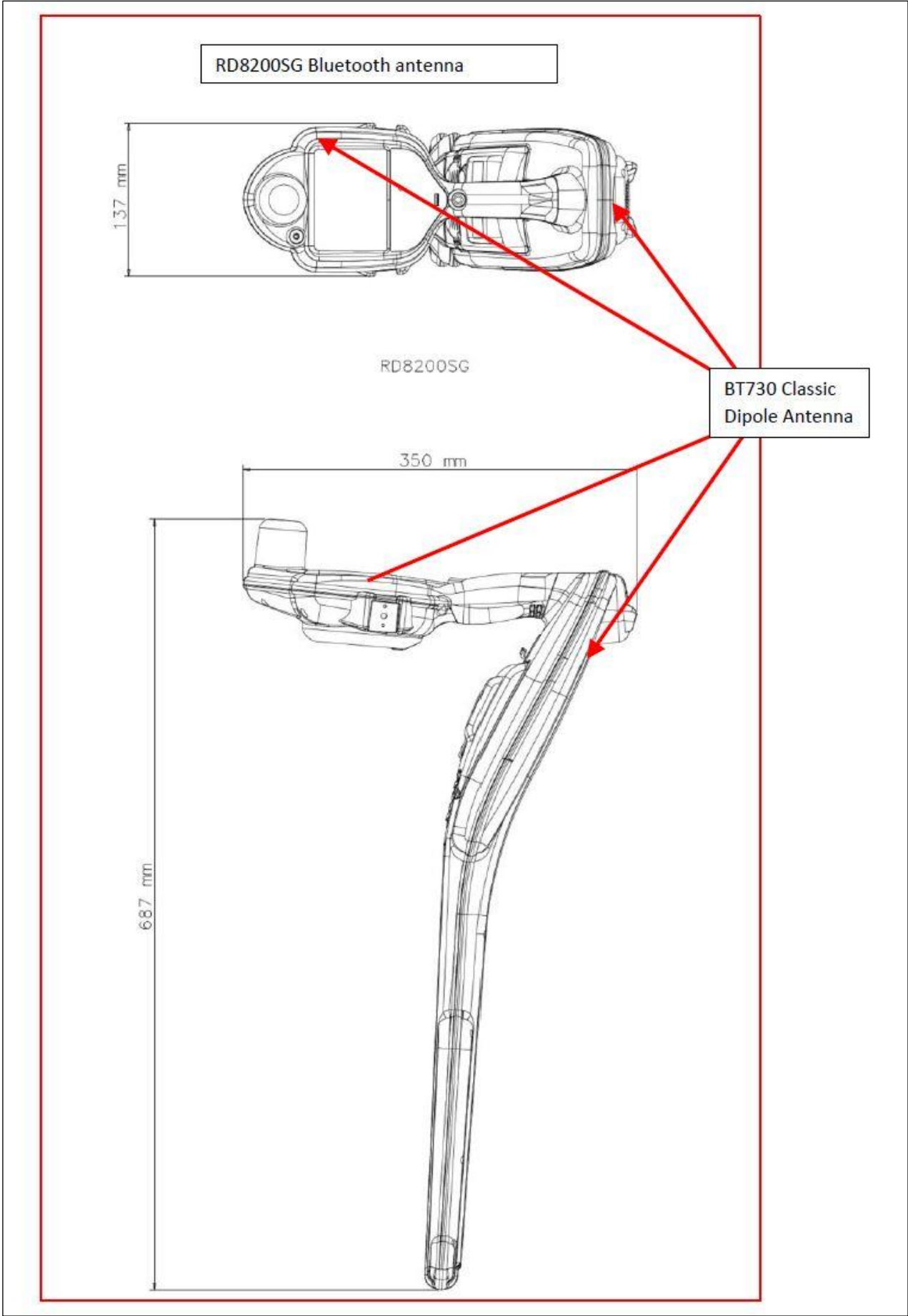
PHT/013: Top View of Conducted DUT



PHT/014: Back View of Conducted DUT



PHT/015: Antenna Schematics



PHT/016: Antenna Location on DUT

