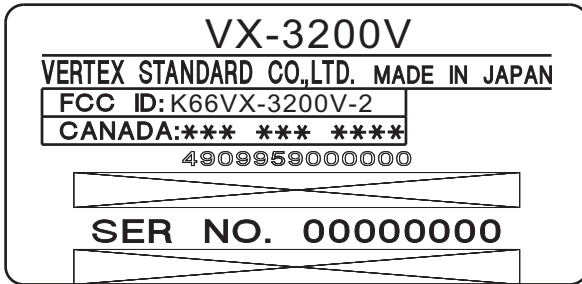


GENERAL TOLERANCE		± mm	
DIMENSION	TOLERANCE	DIMENSION	TOLERANCE
- 3		50 - 80	
3 - 6		80 - 120	
6 - 10		120 - 180	
10 - 18		180 - 250	
18 - 30		250 - 315	
30 - 50		315 - 400	

		DO NOT SCALE	
MARK / DATE	REVISIONS	NAME	
△ '00-00-00			

ID / Part 15.19 and CAUTION drawings

ID drawing



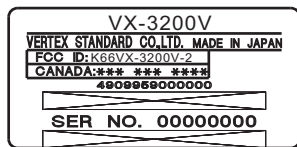
(1:2)

Part 15.19 and CAUTION drawings

This device complies with part 15 of FCC Rules. Operation is subject to that this device dose not cause harmful interference.

⚠ CAUTION ⚠

Device restricted to occupational use to satisfy FCC RF exposure compliance. See owner's manual for specific operating requirement.





(1:1)

This device complies with part 15 of FCC Rules. Operation is subject to that this device dose not cause harmful interference.

⚠ CAUTION ⚠

Device restricted to occupational use to satisfy FCC RF exposure compliance. See owner's manual for specific operating requirement.

Label location



UNIT  
mm

PRODUCTION No. **VX-3200V (Type A)**  
TITLE **LABEL DRAWING**

Vertex Standard Co., Ltd.

A4