

# APPENDIX

## PHOTOGRAPHS OF MEASUREMENT SET-UP

### 10.1 Carrier Output Power (Conducted)




### 10.2 Unwanted Emission (Conducted Spurious) § 90.543 ( c ) : Out-of-band emission limit :Conducted



**10.3 Field Strength of Spurious Radiation : Front view**  
**§ 90.543 ( c ) : Out-of-band emission limit : Radiated**



**10.3 Field Strength of Spurious Radiation : Rear view**  
**§ 90.543 ( c ) : Out-of-band emission limit : Radiated**



#### 10.4 Emission Masks



#### 10.5 Audio Frequency Response



### 10.6 Modulation Limiting




**10.8, 10.9 Frequency Stability : Outer view**




**10.10.10.11 Frequency Stability : Outer view AFC**




**10.8, 10.9.10.10.10.11 Frequency Stability : Inner view**



**10.12 Receiver Spurious Emission (Radiated) : Front view**



**10.12 Receiver Spurious Emission (Radiated) : Rear view**





**10.14 99% Occupied Bandwidth**

